

***CANADIAN  
LACROSSE  
ALMANAC***

***1867-2024***



***COMPILED & EDITED BY DAVE STEWART-CANDY***

**Canadian Lacrosse Almanac 1867-2024**  
**Stewart-Candy, David J.**

*First Print Edition published April 25, 2002*  
*This Digital Edition completed as of December 31, 2023*

*Original print copies deposited in the*  
*National Library of Canada*  
*and*  
*British Columbia Provincial Archives*

**Year XXIII**

**© 2002-2024**

## TABLE OF CONTENTS

|  |          |
|--|----------|
| Brief History of Senior & Professional Lacrosse in British Columbia . . . . .                              | 7        |
| The Early Years of British Columbia Field Lacrosse (1882-1931) . . . . .                                   | 20       |
| British Columbia Amateur Lacrosse Association – Senior Box Lacrosse League (1932-1933)                     |          |
| Inter-City Lacrosse League (1934-1967)   |          |
| National Lacrosse Association (Western Division 1968)  |          |
| Western Lacrosse Association (1969-present) . . . . .  | 43       |
| The Early Years of Eastern Canada Field Lacrosse (1834-1931) . . . . .                                     | 89       |
| Ontario Lacrosse Association – Senior ‘A’ League (1932-1967)   |          |
| National Lacrosse Association (Eastern Division 1968)  |          |
| Eastern Lacrosse Association (1969)  |          |
| Ontario Lacrosse Association – Senior ‘A’ League (1969-1971)   |          |
| National Lacrosse League (Eastern Division 1972)   |          |
| Major Series Lacrosse (1973-present) . . . . .   | 110      |
| Eastern Canadian Lacrosse Champions (1866-1901) . . . . .  | 163      |
| Minto Cup – Senior & Professional Champions of Canada (1901-1924) . . . . .                                | 164      |
| MINTO CUP – JUNIOR ‘A’ CHAMPIONS OF CANADA (1937-present) . . . . .  | 165      |
| MANN CUP – SENIOR ‘A’ CHAMPIONS OF CANADA . . . . .  | 167      |
| Ontario Provincial Senior ‘A’ Championship (1932-1971) . . . . .   | 170      |
| National Lacrosse Association Champion (1968) . . . . .  | 170; 176 |
| Canadian Professional Lacrosse Championship (1969) . . . . .   | 170; 176 |
| National Lacrosse League (Eastern Division) Championship (1972) . . . . .                                  | 171      |
| Major Series Lacrosse – Ontario Senior ‘A’ Championship (1973-present) . . . . .                           | 171      |
| British Columbia Amateur Lacrosse Association Champions (1890-1908) . . . . .                              | 172      |
| British Columbia Lacrosse Association – Professional Champions (1909-1924) . . . . .                       | 172      |
| Mainland Lacrosse Association Champion (1918) . . . . .  | 173      |
| Kilmarnock Cup – British Columbia Provincial Senior Championship (1906-1970) . . . . .                     | 173      |
| Levasseur Cup – Crow’s Nest Lacrosse League Champions (1901-1904) . . . . .                                | 174      |
| Union Cup – Union Lacrosse League Champion (1904) . . . . .  | 174      |
| British Columbia Native Lacrosse Champions (1906-1910) . . . . .   | 174      |
| British Columbia Amateur Lacrosse Association – Senior Box Lacrosse League Champions (1932-1933) . . . . . | 175      |
| Inter-City Lacrosse League Champions (1934-1938) . . . . .   | 175      |
| Macdonald Trophy – Inter-City Lacrosse League Champions (1939-1964) . . . . .                              | 175      |
| Inter-City Lacrosse League Champions (1965-1969) . . . . .   | 175      |
| Western Lacrosse Association Champions (1969-1970) . . . . .   | 176      |
| Commission Rose Bowl – Western Lacrosse Association Champions (1971-2008) . . . . .                        | 176      |
| Ted Fridge Trophy – Western Lacrosse Association Champions (2009-present) . . . . .                        | 177      |
| Minto Cup – Canadian Junior ‘A’ Championship   |          |
| Inter-City Junior Lacrosse League  |          |
| Pacific Junior ‘A’ Lacrosse League (1971-1974)   |          |
| West Canada Major Junior ‘A’ Lacrosse League (1975-1982)   |          |
| British Columbia Junior ‘A’ Lacrosse League (1983-present) . . . . .                                       | 178      |
| British Columbia Senior ‘B’ Lacrosse (1929-1929)   |          |
| British Columbia Intermediate Lacrosse (1930-1946)   |          |
| British Columbia Senior ‘B’ Lacrosse (1947-1949) . . . . .   | 208      |
| Inter-City Senior ‘A’ Lacrosse League (1968-1969)  |          |
| Inter-City Senior ‘B’ Lacrosse League (1970-1972)  |          |
| West Coast Senior ‘B’ Lacrosse Association (1973-present) . . . . .  | 212      |
| Pat Hartney Cup – British Columbia Senior ‘B’ / Intermediate Champions (1929-1996) . . . . .               | 227      |
| Mickey Meslo Cup – British Columbia Senior ‘B’ Champions (1997-present) . . . . .                          | 228      |
| Bob Bremner Memorial Trophy – West Coast Senior Lacrosse Association Championship Trophy . . . . .         | 229      |
| President’s Cup – Canadian Senior ‘B’ Lacrosse Championship . . . . .                                      | 240      |
| Castrol Oil Presidents Trophy – Senior ‘B’ Champions of Canada (1964-1971) . . . . .                       | 257      |
| President’s Cup – Senior ‘B’ Champions of Canada (1972-present) . . . . .                                  | 257      |

|   |     |
|---|-----|
| Victoria Senior 'A' & Senior 'B' Lacrosse . . . . .   | 259 |
| Victoria Senior 'C' Lacrosse  |     |
| Vancouver Island Senior 'C' Lacrosse . . . . .  | 268 |
| West Central Senior 'C' Lacrosse League (2003-present) . . . . .                                  | 277 |
| Interior Senior B' Lacrosse League (1994-1999)  |     |
| Okanagan Xtreme (Senior 'C') Lacrosse League (2000-2011)  |     |
| Thompson Okanagan Senior Lacrosse League (2012-present) . . . . .                                 | 289 |
| Prince George Commercial Lacrosse League (1959) . . . . .   | 297 |
| Prince George Senior Lacrosse Association (1966-1970)   |     |
| North Central Lacrosse Association (1971-1979) . . . . .  | 297 |
| Prince George Senior 'B' Lacrosse Association (1991-2002)   |     |
| Prince George Senior 'C' Lacrosse Association (2003-present) . . . . .                            | 303 |
| Prince George Senior Lacrosse – League Champions (1959-present) . . . . .                         | 316 |
| British Columbia Senior 'C' Provincial Champions (1970-1977) . . . . .                            | 317 |
| Fred Doig Trophy – British Columbia Senior 'C' Provincial Champions . . . . .                     | 317 |
| Senior 'C' Invitational Tournaments . . . . .   | 318 |
| British Columbia Senior 'C' Lacrosse (1970-1977) . . . . .  | 319 |
| <br>  |     |
| Grauer Cup – British Columbia Women's Lacrosse (1927-1940) . . . . .                              | 321 |
| <br>  |     |
| Thompson-Okanagan Junior 'B' Lacrosse League (2000-2017) . . . . .                                | 324 |
| Pacific Northwest Junior 'B' Lacrosse League . . . . .  | 330 |
| West Coast Junior 'B' Lacrosse League (1987-2017) . . . . .                                       | 333 |
| British Columbia Intermediate 'A' Lacrosse League (1985-2017) . . . . .                           | 341 |
| British Columbia Intermediate 'B' Lacrosse League (1986-2017) . . . . .                           | 348 |
| Vancouver Island Intermediate 'B' Lacrosse League . . . . .                                       | 354 |
| Cariboo Central Interior Intermediate Lacrosse League (2014) . . . . .                            | 355 |
| British Columbia Junior 'B' Lacrosse (2018-present) . . . . .                                     | 356 |
| <br>  |     |
| Canada West Senior Field Lacrosse League . . . . .  | 363 |
| <br>  |     |
| Rocky Mountain Lacrosse League . . . . .  | 372 |
| Saskatchewan Major Box Lacrosse League (2001-2003)  |     |
| Prairie Gold Lacrosse League (2004-present) . . . . .   | 415 |
| Saskatchewan Field Lacrosse League . . . . .  | 428 |
| <br>  |     |
| Ontario Lacrosse Association – Senior 'B' League (2000-2018)                                      |     |
| Ontario Series Lacrosse Senior 'B' (2019-present) . . . . .                                       | 429 |
| Ontario Senior 'C' Series Lacrosse (2019-present) . . . . .                                       | 442 |
| Ontario Junior 'A' Lacrosse League . . . . .  | 446 |
| North American Lacrosse Association (1969-1976)   |     |
| Can-Am Senior 'B' Lacrosse League (1978-present) . . . . .  | 498 |
| <br>  |     |
| Ligue de Crosse Sénior 'C' du Québec / Québec Senior 'C' Lacrosse League (2002-2004)              |     |
| Ligue de Crosse Sénior 'B' du Québec / Québec Senior 'B' Lacrosse League (2005-present) . . . . . | 514 |
| Circuit Québécois de Crosse Sénior 'C' (2008-2017; 2019) . . . . .                                | 523 |
| Circuit Provincial de Crosse Sénior (2023-present) . . . . .                                      | 528 |
| Ligue de Crosse Junior 'C' du Québec (2015-2017) . . . . .  | 529 |
| Ligue Sénior de Crosse au Champs du Québec / Québec Senior Field Lacrosse League (2019-present)   | 530 |
| Three Nations Senior 'B' Lacrosse League (2009-present) . . . . .                                 | 531 |
| <br>  |     |
| St. John's (Newfoundland) Molson Intermediate Lacrosse League . . . . .                           | 536 |
| Maritime Senior Lacrosse League (2001-2005; 2011-2013)  |     |
| Nova Scotia Lacrosse League (2014-present) . . . . .  | 536 |
| East Coast Junior Lacrosse League (2011-present) . . . . .  | 542 |
| <br>  |     |
| Lacrosse at the Canada Summer Games (1969-1985; 2022) . . . . .                                   | 547 |
| Women's Lacrosse at the Canada Summer Games (2022) . . . . .                                      | 553 |
| <br>  |     |
| <i>PROFESSIONAL BOX LACROSSE SINCE 1931</i>   |     |
| International Professional Lacrosse League (1931-1932) . . . . .                                  | 556 |
| American Box Lacrosse League (1932) . . . . .   | 556 |
| North American Professional Lacrosse League (1933-1934)   |     |
| American & International Lacrosse Association (1934) . . . . .                                    | 557 |
| Pacific Coast Lacrosse Association (1939) . . . . .   | 557 |
| National Lacrosse League (1974-1975) . . . . .  | 558 |
| Eagle Pro Box Lacrosse League (1987-1988)   |     |
| Major Indoor Lacrosse League (1989-1997)  |     |
| National Lacrosse League (1998-present) . . . . .   | 560 |

|   |      |
|---|------|
| <i>PROFESSIONAL FIELD LACROSSE SINCE 1988</i>                                   |      |
| American Lacrosse League (1988)   | 589  |
| Major League Lacrosse (2001-2020)   | 590  |
| Premier Lacrosse League (2019-present)  | 602  |
| <i>MINOR PROFESSIONAL LACROSSE</i>  |      |
| Midwest Indoor Lacrosse Association (2011-2012)                                 |      |
| Continental Indoor Lacrosse League (2013-2016)                                  |      |
| Box Lacrosse League (2017)  | 608  |
| North American Lacrosse League (2012-2013)                                      | 613  |
| Professional Lacrosse League (2012)   | 613  |
| CLAX – Canadian Lacrosse League (2012-2016)                                     | 614  |
| United Women’s Lacrosse League (2016-2018)                                      | 617  |
| Regional Box Lacrosse League (2016)   |      |
| Interstate Box Lacrosse Association (2017-2021)                                 | 619  |
| North American Box Lacrosse League (2022-present)                               | 635  |
| Arena Lacrosse League (2017-present)  | 644  |
| Arena Lacrosse League – Women’s Division (2021-present)                         | 649  |
| Women’s Professional Lacrosse League (2018-present)                             | 650  |
| Great Plains Box Lacrosse League (2020-2022)                                    |      |
| Box Lacrosse League (2022-present)  | 651  |
| Professional Box Lacrosse Association (2022-2023)                               | 656  |
| <i>UNITED STATES &amp; COLLEGIATE LACROSSE</i>                                  |      |
| The Early Years of Lacrosse in the United States of America                     | 658  |
| United States National Intercollegiate Champions                                | 673  |
| United States National Intercollegiate League – Northern Champions (1906-1925)  | 676  |
| United States National Intercollegiate League – Southern Champions (1906-1925)  | 676  |
| United States National Intercollegiate Champions (1906-1935)                    | 677  |
| Wingate Memorial Trophy – National Intercollegiate Champions (1936-1972)        | 678  |
| National Collegiate Athletic Association  |      |
| NCAA Lacrosse – Division I (1971- present)                                      | 679  |
| NCAA Lacrosse – Division II (1974-present)                                      | 703  |
| NCAA Lacrosse – Division III (1980-present)                                     | 714  |
| Simon Fraser University Lacrosse  |      |
| Ontario University Field Lacrosse Association (1985-2001)                       |      |
| Canadian University Field Lacrosse Association (2002-present)                   | 748  |
| Maritime University Field Lacrosse League (2005-present)                        | 761  |
| <i>INTERNATIONAL LACROSSE</i>   |      |
| Summer Olympic Games – 1904   | 767  |
| Summer Olympic Games – 1908   | 767  |
| Summer Olympic Games – 1928 / 1932 / 1948 Demonstration Tournaments             | 767  |
| Early International Tours & Flannery International Cup                          | 768  |
| Lally Cup – World Amateur Championship  | 771  |
| World Lacrosse Championship (Field)   | 772  |
| World Lacrosse Championship (Women’s Field)                                     | 793  |
| Commonwealth Games – 1978 / 1994 Demonstration Tournaments.                     | 802  |
| Nations Cup – 1980  | 802  |
| Heritage Cup  | 803  |
| World Indoor Lacrosse Championship  | 804  |
| European Lacrosse Championship  | 814  |
| European Box Lacrosse Championship.   | 821  |
| <i>INTERNATIONAL DOMESTIC LACROSSE</i>  |      |
| European Lacrosse League (2011-2014)  | 824  |
| England – South of England Men’s Lacrosse Association                           | 826  |
| England – South of England Men’s Lacrosse Association Champions (1884-present). | 871  |
| England – North of England Men’s Lacrosse Association                           | 919  |
| England – North of England Men’s Lacrosse Association Champions (1895-present). | 931  |
| Germany – Deutscher Lacrosse Verband  | 949  |
| Germany – Indoor Lacrosse.  | 972  |
| Czech Republic – Česká Fieldlakrosová Liga (1992-2004)                          |      |
| Czech Republic – Národní Fieldlakrosová Liga (2005-2021)                        | 975  |
| Czechoslovakia / Czech Republic – ČSML Box-Lakrosová Liga (1987-2004)           |      |
| Czech Republic – Národní Boxlakrosová Liga (2005-present).                      | 983  |
| Slovakia – Slovenská Lakrosová Liga (2010-2017; 2020-present)                   |      |
| Danube Lacrosse League (2018-present)   | 1002 |

|   |      |
|---|------|
| Australia – Australian Lacrosse League (2004-2007)                                  | 1007 |
| Australia – Australian Men’s Senior National Championship (2015-present)            | 1009 |
| New Zealand – Senior Lacrosse League / National League / National Indoor League.    | 1013 |
| Belgium – Belgische Lacrosse Liga / Ligue Belge de Crosse (2016-present)            | 1015 |
| Denmark – Dansk Lacrosse Liga (2005-2013)   | 1021 |
| Finland – Suomen Boxlacrosse-Liiga  |      |
| Finland – Suomen Kenttä Lacrosse-Liiga  |      |
| Finland – Suomen Miesten SM-Sarja   | 1022 |
| Ireland – Irish Lacrosse League   | 1024 |
| Ireland – National Indoor Lacrosse League   | 1025 |
| Israel – Israel Premier Lacrosse League (2015-2017) / Israel Lacrosse League (2020) | 1026 |
| Norway – Norges Amerikanske Idretters Forbund (2015-present)                        | 1028 |
| Poland – Polish Field Lacrosse Championship   |      |
| Poland – Polska Liga Lacrosse   | 1032 |
| Switzerland – Swiss Field Lacrosse Championship (2019-present)                      | 1035 |
| Switzerland – Swiss Box Lacrosse League (2018-present)                              | 1037 |
| <br><i>REFERENCE SOURCES</i>  |      |
| Reference Sources – Newspapers, Books, and Publications                             | 1039 |
| Reference Sources – Online.   | 1041 |
| The People that Matter  | 1042 |
| About the Author  | 1043 |

*Thanks as always for your interest in lacrosse history and continued support*



## **BRIEF HISTORY OF SENIOR & PROFESSIONAL LACROSSE IN BRITISH COLUMBIA**

### ***1882–1886 ...FORGOTTEN BEGINNINGS***

The first formal, 'organised' lacrosse game played in British Columbia (between teams representing two different cities) occurred on Saturday, August 28, 1886. Played at Beacon Hill Park between the Vancouver and Victoria clubs, the visiting mainlanders won by the score of 3-1 – or three “games” to one, in the old-style nomenclature used at the time.

For historical trivia sake: the first ever “goal” (game) was scored by the Vancouver coverpoint player, J. McNamee at 22:00 minutes into the match. McNamee ended up scoring all three goals for his team while outside home D.W. Morrow scored the lone Victoria tally.

However, while this particular match has gone into the history books as *the first lacrosse game played in the province*, the game's roots in British Columbia actually go back by four years to 1882.

On Thursday, February 16 of that year, an athletic club was organised in Victoria that included lacrosse as one of its sports. This was then followed by a highly-publicised match played at Beacon Hill Park on Saturday afternoon, June 17, 1882 although it was essentially a scrimmage game between two teams made up from the mostly-inexperienced players of the Victoria Athletic Club. For reasons unknown, the club was reported (or misreported) in the newspaper as the “Vancouver Athletic Club” – possibly in reference to Vancouver Island, on which Victoria is located – as “Vancouver”, the modern city located across the the Strait of Georgia, was four years away from existing as a civic geographical reference in British Columbia.

Other historical fragments from these early years include newspaper records of a match played in Victoria a few weeks later involving an unidentified collegiate team – as well as a photograph in the British Columbia provincial archives dated from 1883, taken in Victoria, of an unidentified lacrosse team in that city.

On Monday evening May 3, 1886, the Victoria Lacrosse Club was organised. After holding a couple meetings and at least one practise, the club's first game was played at Beacon Hill Park on May 29, 1886 although their opponents are not reported. This match was likely a scrimmage between club members.

### ***1886–1890 ...THE NATIONAL GAME FINDS ITS FEET***

In the years between the 1886 Beacon Hill match and the formation of the British Columbia Amateur Lacrosse Association (BCALA) in 1890, lacrosse clubs would make haphazard arrangements for challenge matches – usually to be held on such popular, public holiday events as Empire Day or Dominion Day.

As in 1886, there was only one match reported played in 1887 – played between Victoria and Vancouver on Dominion Day with Victoria winning by two goals / “games” to none. Prior to this, the Victoria Lacrosse Club had met and re-organised itself on May 2, 1887 and subsequently played at least one scrimmage between club members. In the interior of the province, Kamloops had established a lacrosse club by June 1887 but details about it are unknown.

Vancouver Lacrosse Club was formally organised in 1888. The first practices were held on the sawdust at the Hastings Mill yard but it soon became apparent that more suitable playing grounds were required. Through the efforts of Al Larwill, AE Beck, and CG Johnson work began on clearing the Cambie Street grounds which became the first home for athletic clubs in the city.

New Westminster newspapers reported the formation of a lacrosse club in that city on May 12, 1888, but their local fans would have to wait another year before the first ever lacrosse game was played in the Royal City. The 1888 season saw multiple challenges being issued back and forth between the Victoria and Vancouver clubs. In August, Kamloops played host to a match between the Victoria Lacrosse Club and Vancouver Lacrosse Club during the Canadian Pacific Railroad picnic held there. Won 3-2 by Victoria, the match took around three hours duration to complete. At one point, high winds and a dust storm interrupted play and it took fifty minutes to complete play for the final “game”.

The following spring saw Vancouver Lacrosse Club put forth the Alhambra Cup for competition – originally to be won by the team winning the most matches played in Vancouver, although as the playing season progressed, the Vancouver club would sometimes announce beforehand that, regardless of location, the upcoming game would count towards Alhambra Cup competition.

On June 8, 1889, the visiting Vancouver team dispatched an inexperienced New Westminster side with a 3-1 result in the debut of lacrosse for the Royal City. From such inauspicious beginnings on that Saturday afternoon, no one in attendance could have known they had just witnessed the birth of what would become arguably one of the most legendary lacrosse clubs in all of competitive sports.

After some wrangling, Vancouver and New Westminster ended up making the trip in September to the Kamloops CPR picnic to play; in the meanwhile, Victoria stayed home uninvited and sulked, feeling snubbed by the two other teams.

Concerns over betting at the final Alhambra Cup match in October 1889, which ended in a 2-2 draw, and disagreements between Vancouver and New Westminster over rules and player eligibility to play for what they deemed the 'championship', led some people to look at the example of Eastern Canada – for example, usage of a set code of rules like those used by the Manitoba Lacrosse Association. This encouraged them to look towards forming their own provincial association. A week before Christmas of 1889, during a dinner hosted by the president of the Vancouver Lacrosse Club for his players, discussion about the formation of a provincial association was brought up. The move towards formal, organised lacrosse would start to take shape in the spring.

### ***1890–1908 ...MARCHING TOWARDS PROFESSIONALISM***

The (original) British Columbia Amateur Lacrosse Association (BCALA) was formed at a meeting held in Vancouver at the Windsor Hotel between the Vancouver, Victoria, and New Westminster clubs on March 22, 1890. A schedule of six matches was drafted up and New Westminster swept their series to claim the first provincial championship (although some later historical records indicate Victoria as the champion of the inaugural season).

Vancouver would then win the next two titles (1891, 1892) followed by Victoria in 1893 (some records indicate New Westminster) – however over the following years, New Westminster would dominate the championship scene with titles in 1894, 1895, and 1897 through 1902 with Vancouver picking up the slack in the intervening years.

Revelstoke formed a lacrosse club on April 25, 1891.

The 1892 season was a great example of early organised field lacrosse. In an incredibly close campaign, each of Vancouver's five victories for the title was won by 1-goal margins, yet they still managed to let in more goals than they scored for the entire season. In those days, each goal scored was actually called winning a "game" and play ended after one team had accumulated four "games" to win the match or time ran out.

Victoria would have to wait until 1919 before winning a second senior title for the Capital City but their closest attempt came during the 1894 season when they tied New Westminster in the league standings. As a result of the draw, a playoff game to determine the championship was played on October 20, 1894 at Brockton Oval in Vancouver. New Westminster showed up at the field an hour and a half late and this later caused the game being called due to darkness and Victoria holding a 3-2 lead with eleven minutes remaining. The referee refused to give the victory to Victoria and the club later withdrew from the BCALA on November 2, 1894 in protest of the referee's indecision and the late arrival of their opponents.

Two campaigns around the turn of the century – in 1899 and 1900 – saw organised league play deteriorate from numerous cancellations of matches. For example, in August 1900, some scheduled league matches involving New Westminster were cancelled due to their subsequent tour of Eastern Canada that same month. There were also some matches against Victoria that New Westminster possibly refused to play – allegedly due to 'rough play' on Victoria's part in meetings earlier in the season.

1900 saw a lacrosse game played between the northern mining communities of Atlin and Pine City, perhaps to this day still the northernmost lacrosse game played in the province.

The senior ranks expanded in 1901 with the return of the Nanaimo Lacrosse Club after a two-year hiatus. The Coal City crew were able to secure a couple of surprise victories at the expense of the Vancouver club but generally remained the league's whipping post for the duration of their senior tenure. By mid-point of the 1902 season, the club had withdrawn from the league and defaulted their five remaining matches. The Vancouver YMCA lacrosse club went back east in October 1901 to challenge for the Minto Cup, the senior championship of Canada which was inaugurated earlier that season.



The 1903 senior lacrosse season ended in dispute between New Westminster and Vancouver and the league championship was still vehemently undecided at the start of the 1904 campaign. The differences between the two clubs dragged on after the three-team schedule was released. New Westminster withdrew from the league on June 2, 1904 after refusal to play two replays to decide the 1903 champion. There was some talk of a second Vancouver team joining, but in the end Vancouver Lacrosse Club and Victoria continued on with an eight-game schedule, which Vancouver handily won after five victories.

Despite the conflicts off the field, one bright spot during the 1903 campaign was growing attendance. The June 30, 1903 match at Brocton Oval between Vancouver and New Westminster saw 7,000 in attendance, reported to have been the best crowd since 1896. Two months later on August 29, 1903, a rematch between those same two teams drew 11,000 onlookers out to Brockton Oval in was dubbed by one newspaper reporter as “*the greatest lacrosse match in West Canada*”.

In 1905, the BCALA senior league was reformed with four members: New Westminster, Vancouver, Victoria, and a newly-formed club from Seattle. The Emerald City club was later ejected from the league after they were unable to play their two final scheduled games - a move somewhat encouraged by Vancouver since it would improve their record against their league-leading rivals in the Royal City.

The following season, 1906, saw Victoria withdraw from the senior league and Vancouver field a second club in the form of the Mount Pleasant Maple Leafs.

Armstrong Lacrosse Club, the first club established in the town, was founded on March 30, 1906. It would play its first match less than three weeks later on April 16, 1906, resulting in a draw versus a visiting team from Vernon with some years experience.

The first reported lacrosse games played in the Chilliwack area took place in 1906 – involving Chilliwack, two local Indian teams, and American teams from across the border in nearby Sumas and Bellingham.

Late in the season, in September 1906, lacrosse players and fans saw the donation of the Kilmarnock Cup as a trophy for the provincial senior championship. Through the efforts of Victoria Lacrosse Club, the \$500 mug was donated on behalf of the scotch distillers John Walker & Sons and brought over from England. The Kilmarnock Cup would remain in competition until retired at the close of the 1960s.

New Westminster became the first Kilmarnock Cup champion in 1907, defeating Mount Pleasant Maple Leafs 5-4. Mount Pleasant had previously bested the Vancouver Lacrosse Club 11-4 in an intra-city playoff.

Victoria rejoined the senior league for 1908. The original schedule was then revised in August to accommodate New Westminster’s challenge trip to Montréal that resulted in the successful capture of the Minto Cup for the West Coast.

On September 26, 1908 in the final New Westminster-Vancouver match of the season, escalating player tempers on the field saw a riot break out when a New Westminster fan pelted a Vancouver player with eggs - which resulted in George Paris, the Vancouver trainer, retaliating by pulling out his gun and firing a shot into the crowd. Thankfully, no one was killed, although the bullet went through the coat of one spectator. Both clubs felt they were victims in the ugly incident and Vancouver stated their refusal to “*play any further games in New Westminster...*”

### ***1909–1915 ...THE NATIONAL GAME REIGNS OVER THE WEST COST***

The infamous gunshot incident of 1908, still talked about amongst fans as late as the 1950s, slipped off the attention of league executives by the start of the following season, buried under the growing, contentious debate regarding professionalism in the sport. During the 1908, New Westminster Salmonbellies, an amateur team, challenged and defeated the Montréal Shamrocks and Ottawa Capitals, both professional teams, for the Minto Cup – which was awarded to the professional champion of Canada. Now tainted for playing against professionals, New Westminster’s players had their amateur status revoked. As a result, in 1909 the BCALA went professional and the organisation became a league known as the British Columbia Lacrosse Association – although some amateur players were allowed and did compete alongside the professional players that season.

The bulk of the senior amateurs then formed a new organisation called the Pacific Coast Amateur Lacrosse Association (PCALA). Around the same time, the British Columbia Coast Lacrosse Association (BCCLA) formed on May 9, 1909 to replace the former BCALA as the provincial governing body for

amateur players. Note that the modern-day BCLA has no direct lineage from the professional BCLA or earlier BCALA; the provincial association having its roots in the PCALA and BCCLA organisations. The PCALA was made up of four clubs, New Westminster, Vancouver Maple Leafs, Victoria, and the Vancouver Athletic Club (which soon withdrew before playing a single game).

The professional BCLA consisted of New Westminster Salmonbellies and the Vancouver Lacrosse Club and would stay at two member teams throughout its entire tenure - although as we shall see, many a season would be abandoned due to squabbling between clubs and owners. On July 24, 1909, the Vancouver Lacrosse Club won their first away game in four years, drubbing the Royal City squad 6-1 in front of the largest crowd out so far that season.

In the senior amateur ranks, the PCALA would see the Vancouver Athletic Club and Victoria Capitals join up with New Westminster while Vancouver Maple Leafs fell by the wayside in 1910. Vancouver Athletic Club would go on to the inaugural Mann Cup playoffs, defeated in a semi-final match 8-6 by the eventual champions Young Torontos.

On February 23, 1911, the Mount Pleasant Maple Leafs senior team decided to apply for membership in the professional league representing as the North Vancouver Lacrosse Club. While the prospective third team began the process to get itself organised, infighting within the former club soon broke out - to the point that both the Maple Leafs and North Vancouver submitted separate applications during the following month, bogged down by bureaucratic, political details and threats of court injunctions. While both the New Westminster Salmonbellies and the Vancouver Lacrosse Club seemed agreeable to a second Vancouver-based team (North Vancouver would play its matches in Vancouver, and not on the North Shore), it was obvious that a four-team pro league was not feasible due to limited money and talent to go around for everyone. Ultimately the issue was resolved when two test matches were arranged in the pre-season pitting the North Vancouver squad against the two pro clubs. After being soundly defeated by results of 12-3 and 13-3, their application was quickly rejected - and further talk of expanding the league was quickly silenced.

The 1911 campaign probably stands as *the* highwater mark of British Columbia lacrosse in terms of both quality on the field and popularity in the stands. Edouard "Newsy" Lalonde, regarded as the greatest lacrosse player of the first half of the 20th century, was signed on for \$3500 (\$72,000 in modern currency) - an incredible sum of cash in those days for a professional athlete. The series between the two local rivals was very close and intense; the regular season resulted in a draw in the standings and a two-game, total-goals playoff was required to determine that year's Minto cupholders. Vancouver secured their first ever shutout against the hated Salmonbellies during the second of a pair of exhibition matches held in honour of the royal coronation. Crowds were huge; the 12,045 that weathered out a drizzled Dominion Day afternoon at Recreation Park was believed to have been a record breaker. Crowds in the range of 8,000 - in excess of the record numbers just ten years prior - were considered the norm of the day and the attendance record would be surpassed again when the Toronto Tecumsehs unsuccessfully challenged the Vancouver Lacrosse Club for the Minto Cup in October.

The PCALA grew to four teams in 1912, when the Vancouver Fairviews joined up for one season. Over in the pro league, the BCLA almost folded mid-season in July 1912 after the New Westminster Salmonbellies threatened to withdraw from the two-team league. Differences were settled and play resumed around two-weeks later.

The BCLA season collapsed seven games into the 1913 campaign. The Salmonbellies again had issues with the Vancouver club and had refused to start a game. After almost two weeks with no agreement in the dispute, the Vancouver Lacrosse Club just simply withdrew from the league on July 17, 1913.

After a successful PCALA season, the Vancouver Athletic Club fielded a professional team in 1914 and replaced the departed Vancouver Lacrosse Club in the BCLA. However, they too failed to make it to the end of the season as the club disbanded on July 8, 1914, - which sadly saw the end of one of the more promising pro seasons to have come along in a few years.

In the senior amateur ranks, the Vancouver Athletic Club defeated the Calgary Chinooks and Brampton Excelsiors in Mann Cup challenge matches but the Mann Cup trustees disputed the status of one of the Vancouver players in the series versus Brampton. Despite the views of British Columbia lacrosse, national lacrosse and amateur athletic organisations that supported Vancouver's position, the trustees instead awarded the cup to the Calgary Chinooks on September 29, 1914. Vancouver however held on to the gold trophy and refused to turn it over to either the trustees or the Chinooks. On December 7, 1914, the Canadian Amateur Lacrosse Association overruled Mann Cup trustee Joseph Lally and awarded the cup to the Vancouver Athletic Club.

1914 saw the first lacrosse game played in what would become the northern city of Prince George when Quesnel defeated South Fort George by a score of 3-0

For an all-too-brief moment in time, a pro league called the Western Lacrosse Association was formed in 1915 as a replacement for the (temporarily folded) BCLA with teams in Vancouver and Victoria. After the initial announcement of this newly formed league, no further reference was ever made to it again. New Westminster soon returned to the pro fold along with Vancouver. Victoria was then quietly dropped and as far as anyone was concerned, the BCLA was back in business as per usual. The British Columbia Amateur Lacrosse Association was formed in May 1915, six years after the demise of the previous BCALA incarnation as yet another provincial lacrosse body. There were now a whole host of provincial bodies about: the BCALA, the PCALA, and the BCCLA organisations in the amateur ranks and the BCLA for the professional players – as well as the Vancouver Amateur Lacrosse Association, in which during one of their junior matches, the ball was lost and the game had to be abandoned until the following week.

### ***1916–1917 ...PATRIOTIC LACROSSE DURING THE GREAT WAR***

Organised Lacrosse fell by the wayside in 1916 and suspended operations for the remainder of the First World War as the war effort took centre-stage attention. When club officials in New Westminster refused to field a team in 1916 and for the rest of the duration of the war, Con Jones continued to plan and recruit players in early April 1916 for a potential pro campaign involving two Vancouver clubs. However, a BCLA league meeting held on the evening of April 18, 1916 stopped those plans dead in their tracks when it was decided that “*in the interest of the Empire’s fight, it would be better if professional lacrosse were suspended on the Pacific Coast until after the end of the war*”.

In the absence of the pro and amateur leagues, 1916 would see a couple exhibition games arranged by old-timer teams for patriotic fund raising while 1917 would feature a five-game ‘patriotic lacrosse series’ between two squads called the Vancouver Patriotic Club and Maple Leafs – featuring an unprecedented mix of professional and amateur players from Vancouver and New Westminster, with all profits going to charities associated with the war effort. The initial old-timers’ match, played at Brockton Point on Dominion Day of 1916, was attended by 2,500 to 3,000 fans and raised \$1700 for the Returned Soldiers Fund.

In the following year, work was begun starting in January and through into the spring months to revive lacrosse. At a formal meeting held on April 18, 1917, twenty-seven players from Vancouver and New Westminster decided to organise a patriotic lacrosse series with the entire profits to be contributed to patriotic charities. Many of the players who were married or otherwise unable to go overseas, nevertheless wanted to do their part in assisting in the war effort. Finances were handled by the British Columbia Amateur Athletic Union (BCAAU) due to one of the stipulations required to preserve the amateur status of the amateur players who would be playing alongside their professional brethren. Players were paid by means of a co-operative system with a portion of the gate receipts going to the Canadian Patriotic Fund.

In addition to the patriotism aspect, the series was used to keep public interest in the game with the post-war years in mind. Boys under the age of fourteen were admitted for free, in the hopes it would encourage future interest and participation in the sport. The rosters were somewhat fluid as players came and went. For the first three games, the teams were the Vancouver Patriotic Club and Maple Leafs. In the fourth match, New Westminster featured in a combined Maple Leafs squad versus Vancouver.

### ***1918–1932 ...POST-WAR REVIVAL AND THE END OF AN ERA***

The Mainland Lacrosse Association was formed in 1918 with New Westminster and Vancouver as a pro league replacement to the inactive BCLA. In the senior ranks, the Vancouver Amateur Lacrosse Association (which was regarded below the PCALA in terms of level of play) resumed operations with two clubs, New Westminster and the Vancouver Coughlans Shipyards Amateur Athletic Association. The VALA junior ranks would witness the first association of the name 'Adanacs' with lacrosse when the Vancouver Adanacs finished second in the four-team city junior league.

A year later at the BCLA Annual Meetings held on May 8 and 15, 1919, the Minto Cup Trustees and British Columbia Lacrosse Association refused to recognise the results of the Mainland Lacrosse Association series as being official. Vancouver had won the eight-game series but would not be awarded the Minto Cup. Vancouver claimed that they were in perfect order to organise a new league in lieu of the BCLA, which had suspended operations for the duration of World War One. New Westminster disagreed and claimed (somewhat well after the fact) that their club did not actually operate in 1918.

The professional British Columbia Lacrosse Association resumed play that season with the New Westminster Salmonbellies and the Vancouver Terminals – a new club founded by Pete Muldoon and Harry Pickering on May 19, 1919 and incorporated with \$5,000 in capital as the Vancouver Terminal Lacrosse Company two months later around July 18, 1919. The senior amateur Pacific Coast Amateur Lacrosse Association had by now resumed play with three teams: Victoria Foundation Shipyards, New Westminster, and Vancouver Athletic Club. In the city's other, lesser senior league, Vancouver National Athletic Club, Squamish Indians of North Vancouver, and Vancouver Native Sons competed for the VALA honours.

The 1920 season saw one change in the PCALA – Victoria withdrew from the PCALA in mid-season on June 18, 1920 – while the VALA senior league consisted of four clubs: Richmond Farmers, Vancouver National Athletic Club, Vancouver Great War Veterans Association and a team of ILA Longshoremen. In the professional league, the May 24 game saw the largest crowd turnout in New Westminster since the heady days of 1911. The Dominion Day match-up saw the novelty of four movie cameras in attendance along with numerous fans from Vancouver Island and from as far as Seattle and Tacoma. The large crowds continued throughout the season.

In late September and October of 1920, Con Jones met with his former star-player Billy Fitzgerald to lay out some plans to field a team to play against a Vancouver team involving Jones. Although never progressing beyond talk, conflicting and muddled news reports hinted that Fitzgerald would either organise and manage an unidentified eastern team to play a twelve-game schedule versus Vancouver or he would organise a Seattle lacrosse team to play in an 'international league' involving Vancouver and Montréal. Whether the failure of this international league bankrolled by Con Jones later lent weight to his Pacific Coast Lacrosse Association venture the following year involving Vancouver and Victoria (of which Billy Fitzgerald was a member), is unknown.

In April 1921 there were serious discussions between the Vancouver Terminals and the Montréal Shamrocks regarding a Minto Cup challenge in Vancouver. A three-game total-goals series was proposed by cup trustee Charlie Welsh to be played the following month – however the series then soon fell victim to a contract dispute within the Terminals organisation between the players and management, as well as uncertainty who exactly now held the Minto Cup due to the apparent split breaking out within the club into two factions.

May 1921 saw the formation of a second professional club in Vancouver – the Vancouver Lacrosse Club, fronted by Con Jones – after a large majority of the players with the Vancouver Terminals then bolted to sign with Jones due to money issues. After the New Westminster Salmonbellies declared their refusal to play Jones's new team and stated they would only compete against the Terminals for the Minto Cup, Jones responded by forming a Victoria club and starting up a second, professional league for his team to play in.

This new league was called the Pacific Coast Lacrosse Association (different from the amateur PCALA in existence at the same time) and consisted of the new Vancouver Lacrosse Club and Victoria Capitals. With two professional leagues in operation simultaneously, as many as 16 players were recruited from Ontario – the majority signing with the Vancouver Terminals in the BCLA as replacements for those players lost to the Vancouver Lacrosse Club team in the PCLA. Victoria Capitals also benefited from the influx of Easterners to buttress their roster. Amongst all this roster movement, only New Westminster seemed unaffected. However, soon after the PCLA played its first game, it was obvious to all that Victoria

was seriously outclassed and talks began to merge into a three-team league with two Vancouver clubs and the Salmonbellies. No merger agreement was able to be worked out – and after five games into the season, the PCLA disbanded on June 13, 1921. Four days later, the Vancouver Lacrosse Club applied to join the BCLA but their request was denied. As the rest of the BCLA season played out, some Vancouver players in the PCLA eventually made their way back to their original BCLA club from which they had departed.

Richmond Farmers entered a club in the PCALA as well as maintaining their VALA team. This season also saw an amusing intermediate game where the scorekeeper lost count during the Squamish Indians' burying rout of the Musqueam Indians.

While the 1921 season saw the appearance of two pro leagues, the following season would see the operation of two top-flight senior leagues when the Vancouver Lacrosse Club and the Victoria Capitals formed a league under the BCALA umbrella. Over in the PCALA, the Salmonbellies and the Vancouver Elks were the two teams battling it out for honours. The BCALA and PCALA champions met at the end of the season in a three-game, total goals series to determine who would take home the Mann and Kilmarnock Cups. In a bizarre twist, after Vancouver (who were at the time very brief holders of the Mann Cup) were up 7-6 in goals after two games, they then defaulted their third game after a brawl broke out and the team refused to return to the field. The score was 1-1, so New Westminster lined up and they then went through the formal motions of scoring two unopposed goals into the empty net to take the series and the silverware back by 9 goals to 8.

The five-team British Columbia Coast Lacrosse Association replaced the PCALA and BCALA senior leagues in 1923. New Westminster Salmonbellies, Vancouver Native Sons of Canada and the North Shore Squamish Indians played in the Mainland Division while the Victoria Capitals and Nanaimo Hornets made up the Vancouver Island Division. That same season saw the Mann Cup turned over to the jurisdiction of the BCCLA. Under the auspices of the British Columbia Amateur Athletic Union, the British Columbia Amateur Lacrosse Association formed on June 30, 1923. Nanaimo became a mid-season fatality when the club withdrew after two games on July 20, 1923.

The professional league also became a fatality in September 1923 with two games remaining to be played. Like many previous seasons lost during mid-season, it was due to a grievance over scheduling.

1924 witnessed the end of an era when professional lacrosse in British Columbia died an inglorious death on June 3, 1924 after Con Jones, who had returned to finance and operate the Vancouver Terminals, suddenly withdrew his financial backing from his club – ostensibly due to poor health. When no one else could be found to step up to the plate and bankroll the Terminals, the season disbanded and professional lacrosse died an unnoticed death when it failed to rise from the ashes the following year... unlike it had done every time before when a season was lost due to a suspended campaign.

While the professional game went extinct, the senior players continued on in the four-team BCCALA, with the Victoria Garrison team replacing the Capitals and the Indians renaming their club the North Shore Athletics. In the Vancouver Amateur Lacrosse Association, the senior league abandoned its schedule after just two games and merged with the New Westminster Intermediate League.

Senior 'A' lacrosse was reduced to a pair of clubs in 1925 as the Salmonbellies and Vancouver Indians made up the two-team BCCLA senior league. Vancouver Native Sons and some remnants of the previous season's intermediate league made up the Senior 'B' league. In four short years, lacrosse fans had seen the sport transform from professionalism and competing, rival leagues to dwindle down to just a handful of teams.

Consolidation was the byword in 1926, as the British Columbia Coast Lacrosse Association disbanded when its members merged with the British Columbia Amateur Lacrosse Association on May 12, 1926 to become the sole umbrella organisation for province. The Mann Cup was turned over to the control of the Canadian Amateur Lacrosse Association the same season, the result of this being the abandonment of the challenge format in favour of the now-familiar East-West battle. The high point of this season was the success of a team from up-coast mill town of Ocean Falls. The club, conveniently made up of many former Salmonbellies from the previous season who had gone to work in the mill, defeated the senior league champion Richmond Farmers 9-7 over two games to take the provincial honours. The Ocean Falls Amateur Athletic Association club then went to Winnipeg for the Western Canada final, losing by just one goal in the two-game, total goals series.

The New Westminster Salmonbellies regained their form in 1927, taking the league championship over competition from the Vancouver Province Bluebirds and the Richmond Farmers before defeating the Weston Westmen of Toronto in 2 games and retaking the Mann Cup.

The first competitive women's lacrosse game played in the Lower Mainland occurred on May 24, 1927, resulting in a 3-3 tie between the Vancouver Ladies and Richmond Milkmaids.

In 1928, the New Westminster Salmonbellies went to Los Angeles to represent Canada at the Olympics (lacrosse was only a demonstration sport). Consequently, there was no top-level senior play on the mainland coast in British Columbia, although there was a failed attempt made by Richmond and Vancouver to form the Maple Leaf Lacrosse Club to compete against the New Westminster Salmonbellies for the provincial championship.

Senior league play returned in 1929, and for the next three seasons until the abandonment of field lacrosse, competition for the Kilmarnock Cup was held between the New Westminster Salmonbellies and various Vancouver team that came and went. New Westminster and the Vancouver Waterfront Workers began competition for the provincial championship until the Waterfront Workers defaulted their final game on August 3, 1929, threw in the towel, and withdrew from competition. The following season it was the Vancouver Lacrosse Club who provided the opposition for the Salmonbellies and in 1931 New Westminster faced a Vancouver club sponsored by Home Oil.

### ***1932–1967...BIRTH OF THE INDOOR BOX GAME***

On Wednesday, May 4, 1932, the new-fangled indoor version of the game called box lacrosse (or 'boxla' for short) was adopted by the British Columbia Amateur Lacrosse Association – replacing the outdoor field game as the primary form of the sport in British Columbia. A three-team senior box league was organised under the BCALA umbrella consisting of the New Westminster Salmonbellies, Vancouver Athletic Club, and the Squamish Indians of North Vancouver. The first league game was played on Dominion Day of that year between the Salmonbellies and Indians. Ironically enough, the game was later protested and removed from the standings – so the first box game played in the city actually did not count!

The following season saw New Westminster Salmonbellies as the sole team carried over in the BCALA senior league as the Squamish Indians withdrew a couple of weeks before the season and Vancouver Athletic Club became the Vancouver Abbotsford Hotel club. Entering the league was a new club based out of New Westminster, called the Adanacs. Consisting initially of the local players cut from the heavily Eastern-loaded Salmonbellies roster, the heated seeds of bitter rivalry between the two Royal City clubs were thus sowed. Over in Vancouver, two teams sponsored by local hoteliers now represented that city: the Vancouver Abbotsford Hotel and Vancouver St. Helen's Hotel which was made up of Richmond players. The Abbotsford Hotel entry only lasted for one season.

The Inter-City Lacrosse League was formed the following season in 1934 as the result of complaints by the senior amateur teams about BCALA favouritism towards the junior level of the game. Replacing the departed Abbotsford Hotel team that season were the Vancouver Province Bluebirds.

Three teams applied to join the league in 1935 – the North Shore Indians, Vancouver Athletic Club, and Broadway Athletic Club – and all there were rejected during the league's annual general meeting on February 27, 1935. However, after loud threats and rumblings from Andy Paull to form a second, competing league as well as hold back Squamish players from the ICLL teams, a few weeks later on March 18 the league unanimously voted to admit the North Shore Indians as an all-native squad. The only other change in the league line-up that year saw the Vancouver St. Helen's Hotel club become the Richmond Farmers.

The provincial championship of 1935 saw the debut of competition from the senior Interior teams over the next dozen or so years, when Richmond Farmers easily held off the Trail Smoke Eaters 38-12 over two games.

The following season saw the Vancouver Province Bluebirds renamed Vancouver Home Gas to reflect their new team sponsorship.

Prior to the start of the 1937 season, a dispute arose between the Richmond Farmers, Vancouver Home Gas and the newly formed Vancouver Burrards club (known as the Burrard Olympics during its first season) over the signing of players. At one point, it looked as if the Burrard club might never play a game in the league, but three days before the season opener, a solution was found which saw the Richmond Farmers and Vancouver Home Gas teams merge into one combined squad. The Burrards were named after their founders, the Burrard Liberal Association. A year later the Richmond-Home Gas Combines would be renamed the Richmond Farmers.

During the annual meeting held on October 12, 1937, the Canadian Amateur Lacrosse Association ended its affiliation with the Amateur Athletic Union of Canada and dropped the word 'amateur' from its name. The CLA became the third sport to break with the Dominion national body, following in the footsteps of ice hockey and basketball.

The ICLL remained stable through into the Second World War, however the entrance of the Japanese Empire into the conflict accelerated wartime commitments in Vancouver and the surrounding communities and the loss of The Forum arena for sporting activities. Prior to the start of the 1942 season, the New Westminster Adanacs and North Shore Indians suspended operations. Both clubs would not return until three years later as wartime hostilities were winding down with the Allied victory.

In March 1942 there was talk of commercialising the entire league under the sponsorship banner of the North Vancouver Ship Repair Yard, with a four-team loop organised including an entry from Victoria. The plan was dismissed during the league's annual meeting, although the shipyard entered a team called the Norvans as replacement for the departed Indians. Richmond Farmers were renamed the Wallaces United for one season to reflect their new sponsorship by Burrard Drydock. The Norvans team withdrew after one season.

During the Second World War, it was not uncommon for military units to enter teams in local sports leagues. This happened in local senior hockey, and back east most of the Canadian football leagues were built from military teams. Lacrosse was no exception and the ICLL would see two military clubs join its ranks. An Army team from Vancouver joined up in 1943, and a year later the HMCS Discovery naval station located on Deadman's Island in Stanley Park entered a Navy team. While the Army team finished fourth in both of their two seasons, the Navy team did better in its lone season with a solid, second-place finish. Over on Vancouver Island, the United Services club of Victoria was defeated by New Westminster in the 1943 provincial champions but the following year saw some stiff competition from the Patricia Bay RCAF Flyers. Although bowing out to the Salmonbellies, the Airmen took the first game 23-13, lost the second match by just 2 goals, before crashing down to earth in a 23-15 New Westminster victory.

Both military teams were shelved in 1945, which saw the return to the New Westminster Adanacs and the Indians to competition. After one season played as the Indian Arrows, the club was renamed the North Shore Indians in 1946. For the remainder of the decade, the league line-up stayed stable as popularity and fan interest peaked.

1947 saw the last instance of 'outsiders' competing against the ICLL teams for the Kilmarnock Cup when the Rossland Redmen were soundly trashed courtesy of the New Westminster Adanacs by scores of 24-6 and 25-5. During the seasons which the Interior provided competition for the Kilmarnock Cup, the ICLL teams held up strong the league's honour and only once succumbed to a loss, in 1941 when Trail Golden Bears defeated Richmond Farmers in the second game of their best-of-three series. This year also saw the Intermediate level of the game become reclassified as Senior 'B' lacrosse.

The 1950s opened with the Victoria Shamrocks joining the league, the first time since the mid-1920s that Victoria had played against Mainland teams in a top-flight lacrosse league. The Vancouver Burrards went by the name Burrard Westerns this season and Richmond Farmers transferred to Kerrisdale and saw themselves dubbed the Richmond-Kerrisdale 'Arkays' by the local media although the team officially kept the Farmers name. 1950 also saw a notable rule change with the reduction from 7 runners to 6 and elimination of the so-called 'rover' position.

The following season saw more dramatic changes. Victoria gained an up-Island rival in the guise of the Nanaimo Native Sons – but over on the Mainland, consolidation was the order of the day as two merged squads replaced four teams. In Vancouver, the Vancouver Combines were formed when Richmond-Kerrisdale and the Vancouver Burrard Westerns were fused together. In New Westminster, bitter rivals Adanacs and Salmonbellies were compelled to merge into one Royal City squad. Initially called the New Westminster Commandos, the club would spend the next four seasons trying to forge an identity as the Commandos, Salmonacs and Royals before dropping their Adanac 'roots' and readopting the Salmonbellies moniker.

In 1952, the North Shore Indians renamed themselves the PNE Indians to reflect the fact that they actually played their games out of the Vancouver Forum (which is still located on the PNE grounds). As well, the Vancouver Combines were renamed the Pilseners to reflect the new brewery sponsorship of the team. The league was not at all thrilled with the prospects of having one of their clubs literally using their jerseys as advertisement space for beer (this being liquor-repressive British Columbia), so the league ordered the club to drop the Pilseners name or face suspension from the league. Vancouver Pilseners were

renamed the Vancouver Lacrosse Club on May 9, 1952 – but after about a month the club and press began to revert back to using the Pilseners name.

Vancouver Island almost gained a third club in 1952 when the Senior B club representing Foul Bay, in Victoria, applied without success for an entry in the Inter-City League.

In 1955, the PNE Indians were renamed the Mount Pleasant Indians and the Nanaimo Native Sons were renamed the Timbermen. The following season saw the league shrink down to four teams when the Mount Pleasant Indians withdrew and merged with Vancouver Pilseners.

In an effort to renew interest in the game, Trail hosted the Minto Cup championship finals played between Victoria Shamrocks and Brampton Excelsiors. The Kootenay city was awarded the hosting rights by the CLA as part of its campaign to popularise lacrosse in all part of the country, in conjunction with a provincial grant awarded to the the City of Trail, believing the Minto Cup would make a good civic project to celebrate the British Columbia 1858 centennial.

1959 saw an increase in brewery sponsorship of the ICLL teams. Three of the four clubs were named after beer brands. Nanaimo Timbermen now went by the Labatts name, New Westminster became the O'Keefes, and Vancouver changed the Pilsener name in favour of the Carlings. Brewery sponsorship would remain common for lacrosse teams at all levels of the senior game throughout the 1960s, until a provincial ban on liquor and cigarette advertising in September 1971 grandfathered existing sponsored-team names and prohibited any further use of team names reflecting any new or lapsed brewery sponsorship.

Burnaby Norburns moved up from junior level to senior level in 1962, which saw the league briefly expand to five teams - but not for long. After one disastrous season, playing out of the PNE Forum and in the process getting themselves banned from BC Ferries, the Norburns withdrew from senior level play.

In 1965, the Nanaimo Labatts took a leave of absence and withdrew from the league for a year (later disbanding) due to financial problems. In their place, the expansion Coquitlam Adanacs joined the league on March 23, 1965 as a replacement to maintain the ICLL at four teams. The following season, the New Westminster O'Keefes returned to their former name of glory as the Salmonbellies.

### *1967 – 2001*

Spurred on by major league baseball's entrance into the Los Angeles and San Francisco markets in 1958, professional sports of all kinds saw an incredible explosion of growth over the next decade and a half. The major pro leagues ceased to be centred on the eastern seaboard and instead became truly continental in scope. Besides baseball's methodical expansion and consolidation, American football and basketball saw the rise of rival competition (AFL and ABA), the NHL doubled in size and soccer attempted to build and secure a foothold on the North American continent with the formation of the NASL in 1967. Within Canada, the two separate football leagues in the east and west amalgamated to establish the CFL in 1958.

And, lost amongst this wild frenzy of growth and change, was the National Lacrosse Association – lacrosse's entry into the major pro sports scene in 1968.

The league originally organised itself in the East with teams located in Toronto, Montréal, Detroit and Peterborough, but soon turned its attention towards that great lacrosse hotbed called British Columbia. For the senior amateur Inter-City Lacrosse League and its four teams, it became a serious case of join-or-die. The local league faced the strong possibility of the NLA invading its territory and setting up rival teams, which would have resulted in a battle for fans and players that the ICLL probably would lose. Seeing no other way out, the four ICLL teams instead joined up with the NLA lock-stock-and barrel and became the Western Division for the new league.

Prior to the formation of the nascent NLA organisation, the ICLL had earlier that winter explored expansion south to Seattle and Portland. The Rose City had drawn very well during an exhibition series played there in 1961 for the City of Roses Festival, with 21,000 fans in total showing up for the three games, while a game played in Seattle in 1967 drew 4,500. These were attendance numbers well above those seen in the Inter-City League at the time and fan potential that was difficult to ignore.

The Seattle applicants had demanded two players from every team, a request balked by the Victoria Shamrocks, who would have lost two decent players as a result due to the uniqueness of their geographical location. Therefore, after consideration, Portland was accepted into the league and the Coquitlam Adanacs were relocated stateside to Oregon. Oddly retaining the Adanac ('Canada' spelt backwards) moniker, the



club was welcomed by an eager media in its new location which enthusiastically proclaimed in one edition of *The Oregonian* that the Adanacs were Portland's first major professional sports team.

It certainly did not harm the 'new' team that they had lacrosse legend Jack Bionda on their roster. Portland fans may not have necessarily known what lacrosse was all about – but they certainly knew all about Bionda, a noted Portland ice hockey legend with the minor-pro WHL Buckaroos. The ICLL commissioner Tom English admitted to the press that Jack Bionda playing for the Portland team was the deciding factor for awarding a team to Portland.

Outside of the NLA, many of those players that remained amateurs saw themselves playing in a new replacement Inter-City League. When the WLA reverted back to 'amateur' status in 1969, the 'new' ICLL dropped down to Senior 'B' level (In 1974, the ICLL Senior 'B' league was renamed the West Coast Senior Lacrosse Association).

The formation of the NLA brought about two notable changes in game play in 1968: the introduction of the shot clock and the mandatory usage of helmets.

Unfortunately, the attempt at forming an instant major league did not result in instant major league-sized crowds, and the NLA died a quiet death after just one season. The Western Division retained its full professional status in 1969 but renamed itself the Western Lacrosse Association. After one season playing south of the border, the Adanacs returned to their familiar den in Coquitlam.

1970 saw the Western Lacrosse Association abandon professional status. The league and its teams were now able to compete again for the cherished Mann Cup, something that was out of their reach during the two years of professionalism. The same season saw the Vancouver Carlings drop the beer label and return to the tradition of their Burrards name. Senior 'C' lacrosse made its first appearance in 1970, lasting for eight seasons until its remaining pockets were absorbed into the Senior 'B' leagues heading into the 1978 season.

The Nanaimo Timbermen joined the Western Lacrosse Association as an expansion team in 1975 but after seven straight last-place finishes and never making the playoffs even once, the club was dropped after the 1981 season.

Financial difficulties and debt from travel to the Mainland almost forced the Victoria Shamrocks to fold prior to the start of the 1983 season. After the entire board of directors resigned en masse in mid-April, the club was saved by an influx of sponsorship money from Payless Gas. The Shamrocks moniker was dropped and the team name changed to 'Victoria Payless' to reflect their new sponsor saviors.

Trying to capitalize on the past glories and popularity of the junior Richmond Roadrunners, the Richmond Outlaws joined and became the WLA's fifth team in 1986.

After four seasons, poor attendance forced the Outlaws to relocate to Burnaby in January 1990 and become the Burnaby Lakers. At the same time the Lakers joined the Western Lacrosse Association, the Coquitlam Adanacs found themselves in dire straits due to debt problems and a dwindling player base, and the franchise was surrendered to league authorities in February 1990 to manage and find a new operating ownership group. Meanwhile, the the Vancouver Burrards left their long-time home at Kerrisdale Arena and moved across the city to the Argidome, located on the PNE grounds, for the 1990 season.

1994 was the next year of major change in the WLA. The North Shore Indians made the jump up from Senior 'B', expanding the league to six teams. Victoria returned to their familiar Shamrocks name after Payless Gas dropped sponsorship of the lacrosse team, while the Burrards left Vancouver after fifty-seven seasons for the growing suburb of Surrey. The Surrey Burrards would play just two seasons in North Surrey before moving further up the Fraser Valley and across the river in 1996 to their present home in Maple Ridge.

2000 saw the WLA leave its familiar confines of the Lower Mainland and Vancouver Island for the first time since the demise of the NLA when the North Shore Indians officially moved into the interior of the province. The Indians had played parts of the previous campaign in Kelowna and moved there full-time in 2000 to become the Okanagan Thunder. Kelowna would be called home for two seasons until the Thunder returned to North Vancouver in time for the start of the 2002 season.

## 2001 – 2020

Lacrosse fans throughout the province witnessed one of the most eventful off-seasons ever with the arrival of the Vancouver Ravens and legitimate professional lacrosse in the shape of the National Lacrosse League. In 2001-02, the team's debut season, the Ravens garnered a winning season and made it to the first round of the playoffs before being knocked out in overtime by Rochester. Their 10-6 win-loss record translated into a .625 finish, tying them with Buffalo Bandits' 1992 record for the league's second best start by an expansion team. Not all of the success was on the floor either as an average of 10,212 fans walked through the turnstiles of GM Place.

The 2002-03 season however was a rude awaking for the Vancouver Ravens. The team stumbled through a 3-6 start as serious ownership and financial troubles became public and cast some immediate uncertainty over the club's future. Attendance decreased by a fifth to an average of 8,337 compared to the 2001-02 campaign – but finishing up on a 6-1 roll certainly helped perk up hopes for the future as well as propelling Vancouver into a post-season berth. The Colorado Mammoth extinguished the sophomore season when they dispatched Vancouver 15-12 in their quarter-final playoff meeting.

After playing fifty-three seasons at Memorial Arena, the Victoria Shamrocks were compelled in 2003 to play their games in a smaller facility in nearby Esquimalt while the brand-new Bear Mountain facility was being built.

The Vancouver Ravens' third NLL campaign saw continued struggles both on and off the floor. Average attendance in 2003-04 sank to 7,124 per game as the Ravens wound up with a 5-11 record, second-worst in the league and missing the post-season.

The North Shore Thunder were on the move again as they relocated to Langley for the 2004 season – the same season the Nanaimo Timbermen failed in their initial application to join the WLA as the league's seventh team. The Hub City re-submitted their application the following year and were accepted into the league on October 7, 2004 (starting play in 2005) as the first WLA expansion club seen in a decade.

Less than one month before the start of 2004-05 NLL season, the Vancouver Ravens threw in the towel on December 17, 2004 after playing a pre-season game in Prince George. Crippling debt load, dwindling attendance, and a chain of chronically underfinanced and unstable ownership groups sounded the deathknell of pro lacrosse in Vancouver.

Despite the folding of the Ravens, the Western Lacrosse Association entered an unprecedented period of stability starting in 2005 with no team-name changes nor location movement, continuing up to the present day – a most impressive span that has played out over 17 seasons in 19 years.

The return of the professional National Lacrosse League to the Lower Mainland, however, would have to wait for a decade until the Everett-based Washington Stealth relocated to suburban Langley for the 2014 NLL season. While having excellent success on the floor while in Everett, going to the NLL championship finals twice in four seasons, the rebranded Vancouver Stealth would stumble to 4-14 and then back-to-back 5-13 finishes in their first three seasons. The club saw their home attendance inch up from an average of 3,590 in their 2014 debut to 3,758 by their third season (2016) – the considerably lower numbers reflective of playing in a much smaller facility than their Ravens forebearers.

In their fourth campaign, the Vancouver Stealth finally reached the .500 mark finishing with a 9-9 record in the 2017 season and making their first post-season appearance since their arrival in Langley. Colorado Mammoth would defeat the Stealth 13-12 in the single-game quarter-finals. Attendance however did not match the impressive improvement on the floor, dropping to an average of 3,206 per game – the lowest gate showing at the Langley Events Centre since relocation.

Whatever gains they made on the floor in 2017, disappeared the following year as the 2017-18 season saw the Stealth bottom out with a 0-4 start and end up winless at home all season, finishing last with 2 wins and 16 losses and 6 games behind the next team above them in the standings. Despite their atrocious record on the floor, attendance improved in the stands with an average of 3,507 fans per game.

After five seasons in Langley, on June 18, 2018 the National Lacrosse League approved of the sale of the Vancouver Stealth to the ownership of the NHL Vancouver Canucks. The club would be relocated downtown to the former home of the Vancouver Ravens, the now-renamed Rogers Arena. Desiring a completely clean slate, both the Stealth name and management were replaced. On September 21, 2018, the new name and uniforms for the re-branded Vancouver Warriors were announced.

On the floor, the Warriors struggled through the 2018-19 season due to the need for a long-term rebuild after years of dealing away draft picks. Their 5-13 record was the worst in the West Division and second worst in the league. However, while on the low-end by overall league standards, the 6,833 average

attendance at Rogers Arena was a massive improvement from their Stealth days, with more than 3,000 per game increase compared to the crowds seen while playing in Langley. On a positive historical note, this was easily the best attendance seen in the franchise's history since its founding two decades ago in 2000 in Albany and through subsequent relocation moves to San Jose, Everett, and Langley.

The 2019-20 would mirror the same challenges on the floor as the Vancouver Warriors found themselves stuck last in the Western Division with a 4-9 record, when the National Lacrosse League suspended play on March 12, 2020 due to the COVID-19 coronavirus pandemic outbreak. A few weeks later on April 8, 2020, the National Lacrosse League cancelled remainder of the regular season. Playoffs were cancelled on June 4, 2020 when it became apparent there was no hope of restarting the season that year. Attendance at Warriors home games dropped slightly to an average of 6,769 prior to the suspension of play.

Senior A lacrosse would never get underway during the pandemic, as the Western Lacrosse Association cancelled its 2020 campaign on May 19, 2020. It would be the first time since 1928 that there was no Senior A lacrosse played at all in the province. National championships were subsequently cancelled by the Canadian Lacrosse Association – resulting in no competition for the Mann Cup and Minto Cup. The last time the Mann Cup had gone uncontested was over a hundred years ago during the First World War, while the Minto Cup had last gone unplayed during the years of the Second World War.

### *2021 – TO THE PRESENT*

The National Lacrosse League made plans to resume play with an abbreviated Spring 2021 campaign however that too was cancelled on February 3, 2021, with new plans made the following month for a full 2021-22 season starting in December.

On March 29, 2021 the Canadian Lacrosse Association rebranded and changed its name to Lacrosse Canada.

League and championship play was put on hold for a second year on May 18, 2021 when the Western Lacrosse Association and Ontario Major Series announced the cancellation of their seasons. Lacrosse Canada announced on the same day the cancellation of the Mann Cup.

In December 2021 the National Lacrosse League resumed league play for the first time since the start of the pandemic. Initially strong out of the gate, the Vancouver Warriors found themselves playing .500 ball after 10 games. That, however, was followed up by embarking on a 1-7 losing skid in the later half of the season, which saw the team nosedive and once again occupying last place in the Western Division, finishing out of the post-season with a 6-12 record. On a positive note, attendance increased slightly by 150 per game average to 6,919. With league attendance down overall, much to do with playing in the wake of the pandemic, the Warriors found themselves finish for the first time in the upper half of league-wide attendance numbers.

May 2022 saw the resumption of play in the Western Lacrosse Association after a two-year hiatus.

During the 2022-23 season that followed in the NLL, the Vancouver Warriors saw their attendance numbers make a healthy increase of around 18% to improve to yet another franchise high of 8,165 average per game, which was good enough for fourth-overall in the league. The positive results in the stands unfortunately did not mirror the results on the floor as the team repeated a cellar finish in the West Division with a dismal 4-14 record.

## THE EARLY YEARS OF BRITISH COLUMBIA FIELD LACROSSE 1882-1931

### 1882

June 17, 1882 – Mister Bodwell's team defeated Mister Beeton's team 3-0 at Beacon Hill  
July 10, 1882 – Collegiate School defeated unknown opponent 3-1 in Victoria

### 1886

#### CHALLENGE GAME

August 28, 1886 – Vancouver defeated Victoria 3-1 at Beacon Hill

### 1887

#### CHALLENGE GAME

July 1, 1887 – Victoria Lacrosse Club defeated Vancouver 2-0 at Vancouver

### 1888

#### CHALLENGE GAMES

May 26, 1888 – Vancouver Lacrosse Club defeated Victoria Lacrosse Club 2-1 at Beacon Hill  
July 1, 1888 – Victoria Lacrosse Club defeated Vancouver Lacrosse Club 3-0 at Vancouver  
August 6, 1888 – Victoria Lacrosse Club defeated Vancouver Lacrosse Club 2-0 at Beacon Hill  
September 17, 1888 – Victoria Lacrosse Club defeated Vancouver Lacrosse Club 3-2 at Kamloops  
October 5, 1888 – Vancouver Lacrosse Club defeated Victoria Lacrosse Club 4-2 at Beacon Hill

### 1889

#### CHALLENGE GAMES

May 25, 1889 – Vancouver Lacrosse Club defeated Victoria Lacrosse Club 2-1 at Beacon Hill  
June 8, 1889 – Vancouver Lacrosse Club defeated New Westminster Lacrosse Club 3-2 at Queens Park  
July 1, 1889 – Victoria Lacrosse Club defeated Vancouver Lacrosse Club 4-0 at Vancouver  
July 27, 1889 – Victoria Lacrosse Club defeated Vancouver Lacrosse Club 4-2 at Beacon Hill for the Alhambra Cup  
August 17, 1889 – Vancouver Lacrosse Club vs. Vancouver Independents at Recreation Grounds  
August 31, 1889 – New Westminster defeated Victoria 3-2 at New Westminster for the Alhambra Cup  
September 10, 1889 – Vancouver defeated New Westminster 2-0 at Kamloops for the Alhambra Cup  
October 26, 1889 – New Westminster tied Vancouver 2-2 at New Westminster

#### JUNIOR LACROSSE

August 24, 1889 – Vancouver Juniors defeated Victoria Juniors 4-1 at Beacon Hill  
October 4, 1889 – Vancouver Juniors defeated Victoria Juniors 3-0 at Recreation Grounds

### 1890 BRITISH COLUMBIA AMATEUR LACROSSE ASSOCIATION

| SENIOR LEAGUE                  | <u>GP</u> | <u>W</u> | <u>L</u> | <u>T</u> | <u>GF</u> | <u>GA</u> | <u>PTS</u> |
|--------------------------------|-----------|----------|----------|----------|-----------|-----------|------------|
| New Westminster Lacrosse Club* | 4         | 4        | 0        | 0        | 13        | 4         | 8          |
| Vancouver Lacrosse Club        | 4         | 1        | 2        | 1        | 3         | 7         | 3          |
| Victoria Lacrosse Club         | 4         | 0        | 3        | 1        | 2         | 7         | 0          |

*Victoria versus Vancouver match on May 24, 1890 protested by Victoria and disallowed; match was replayed on July 1, 1890  
Vancouver versus New Westminster match on October 4, 1890 protested and replayed on November 4, 1890.*

### EXHIBITIONS

Victoria Lacrosse Club defeated Vancouver Lacrosse Club 3-1  
Vancouver Lacrosse Club defeated New Westminster Lacrosse Club 2-0  
New Westminster Lacrosse Club defeated Vancouver Lacrosse Club 3-2

### 1891 BRITISH COLUMBIA AMATEUR LACROSSE ASSOCIATION

#### VANCOUVER LACROSSE TOURNAMENT

Vancouver Lacrosse Club defeated Victoria Lacrosse Club 4-0  
New Westminster Lacrosse Club defeated Calgary Lacrosse Club 4-0  
Vancouver Lacrosse Club defeated New Westminster Lacrosse Club by default  
Vancouver Lacrosse Club defeated Calgary Lacrosse Club in exhibition match 4-2

| SENIOR LEAGUE                 | <u>GP</u> | <u>W</u> | <u>L</u> | <u>T</u> | <u>GF</u> | <u>GA</u> | <u>PTS</u> |
|-------------------------------|-----------|----------|----------|----------|-----------|-----------|------------|
| Vancouver Lacrosse Club*      | 3         | 3        | 0        | 0        | 9         | 4         | 6          |
| New Westminster Lacrosse Club | 4         | 2        | 2        | 0        | 11        | 8         | 4          |
| Victoria Lacrosse Club        | 3         | 0        | 3        | 0        | 2         | 10        | 0          |

*Victoria versus Vancouver match on September 5, 1891 postponed; no record of re-schedule*

### 1892 BRITISH COLUMBIA AMATEUR LACROSSE ASSOCIATION

| SENIOR LEAGUE                 | <u>GP</u> | <u>W</u> | <u>L</u> | <u>T</u> | <u>GF</u> | <u>GA</u> | <u>PTS</u> |
|-------------------------------|-----------|----------|----------|----------|-----------|-----------|------------|
| Vancouver Lacrosse Club*      | 8         | 5        | 3        | 0        | 22        | 24        | 10         |
| Victoria Lacrosse Club        | 8         | 4        | 4        | 0        | 21        | 22        | 8          |
| New Westminster Lacrosse Club | 8         | 3        | 5        | 0        | 24        | 21        | 6          |

| VICTORIA JUNIOR LEAGUE | <u>GP</u> | <u>W</u> | <u>L</u> | <u>T</u> | <u>GF</u> | <u>GA</u> | <u>PTS</u> |
|------------------------|-----------|----------|----------|----------|-----------|-----------|------------|
| James Bay<br>Kingstons |           |          |          |          |           |           |            |

### 1893 BRITISH COLUMBIA AMATEUR LACROSSE ASSOCIATION

| SENIOR LEAGUE                 | <u>GP</u> | <u>W</u> | <u>L</u> | <u>T</u> | <u>GF</u> | <u>GA</u> | <u>PTS</u> |
|-------------------------------|-----------|----------|----------|----------|-----------|-----------|------------|
| Victoria Lacrosse Club        | 7         | 6        | 1        | 0        | 27        | 14        | 12         |
| Vancouver Lacrosse Club       | 7         | 3        | 4        | 0        | 20        | 23        | 6          |
| New Westminster Lacrosse Club | 6         | 1        | 5        | 0        | 13        | 23        | 2          |

*Victoria versus New Westminster scheduled for September 9, 1893 cancelled due to Victoria's Eastern Canada tour  
New Westminster versus Vancouver match scheduled for September 23, 1893 cancelled*

#### VICTORIA EASTERN CANADA TOUR – SEPTEMBER 1893

Victoria defeated Montreal 6-0  
Victoria defeated Torontos 4-2  
Victoria tied with Montréal Shamrocks 3-3  
Victoria defeated Québec 7-2  
Ottawa Capitals defeated Victoria 3-2

**1894 BRITISH COLUMBIA AMATEUR LACROSSE ASSOCIATION**

| SENIOR LEAGUE           | <u>GP</u> | <u>W</u> | <u>L</u> | <u>T</u> | <u>GF</u> | <u>GA</u> | <u>PTS</u> |
|-------------------------|-----------|----------|----------|----------|-----------|-----------|------------|
| Victoria Capitals*      | 8         | 6        | 2        | 0        | 29        | 18        | 12         |
| New Westminster         | 8         | 6        | 2        | 0        | 30        | 19        | 12         |
| Vancouver Lacrosse Club | 8         | 0        | 8        | 0        | 15        | 37        | 0          |

*Victoria 4-3 victory over Vancouver on July 2, 1894 later declared off and not included in standings  
 September 15, 1894 match reported as 4-2 and 5-2 victory for Victoria; the 5-2 result is included in standings above  
 Victoria was leading 3-2 versus New Westminster in the championship playoff game on October 20, 1894 when the game was called  
 due to darkness. Victoria withdrew from the BCALA on November 2, 1894 in protest of referee indecision and due to New  
 Westminster arriving at Brockton Oval an hour and a half late which resulted in the late start.*

**PLAYOFF**

Victoria Capitals defeated New Westminster 3-2

| JUNIOR LEAGUE                | <u>GP</u> | <u>W</u> | <u>L</u> | <u>T</u> | <u>GF</u> | <u>GA</u> | <u>PTS</u> |
|------------------------------|-----------|----------|----------|----------|-----------|-----------|------------|
| Vancouver Ninetieths         |           |          |          |          |           |           |            |
| Vancouver Juniors            |           |          |          |          |           |           |            |
| New Westminster Juniors      |           |          |          |          |           |           |            |
| New Westminster Moonlighters |           |          |          |          |           |           |            |

Nanaimo Intermediates  
 Victoria Stars  
 James Bay

**FINAL**

James Bay defeated Vancouver Ninetieths 4-1

**SAN FRANCISCO EXHIBITION MATCHES – APRIL 1894**  
 British Columbia Mainland tied with British Columbia Island 2-2  
 British Columbia Mainland defeated British Columbia Island 4-1  
 British Columbia defeated San Francisco 4-2  
 British Columbia Mainland defeated British Columbia Island 4-3

**1895 BRITISH COLUMBIA AMATEUR LACROSSE ASSOCIATION**

| SENIOR LEAGUE           | <u>GP</u> | <u>W</u> | <u>L</u> | <u>T</u> | <u>GF</u> | <u>GA</u> | <u>PTS</u> |
|-------------------------|-----------|----------|----------|----------|-----------|-----------|------------|
| New Westminster*        | 8         | 5        | 3        | 0        | 17        | 14        | 10         |
| Vancouver Lacrosse Club | 8         | 4        | 4        | 0        | 28        | 23        | 8          |
| Victoria Triangles      | 8         | 3        | 5        | 0        | 14        | 22        | 6          |

*Victoria-New Westminster matches scheduled for May 24 and May 25, 1895 defaulted and not played; both teams received one win  
 Victoria walked off the field in protest during their August 10, 1895 match versus New Westminster  
 Victoria agreed to re-schedule one week later their August 31, 1895 match versus Vancouver due to Vancouver injuries and the result  
 having a critical bearing on determining the league champion*

**EXHIBITION**

Vancouver defeated New Westminster 3-2 in exhibition played in Tacoma

| INTERMEDIATE LEAGUE         | <u>GP</u> | <u>W</u> | <u>L</u> | <u>T</u> | <u>GF</u> | <u>GA</u> | <u>PTS</u> |
|-----------------------------|-----------|----------|----------|----------|-----------|-----------|------------|
| New Westminster Maple Leafs |           |          |          |          |           |           |            |
| Vancouver Beavers           |           |          |          |          |           |           |            |
| Nanaimo Nanaimos            |           |          |          |          |           |           |            |
| Victoria Capitals           |           |          |          |          |           |           |            |

| JUNIOR LEAGUE               | <u>GP</u> | <u>W</u> | <u>L</u> | <u>T</u> | <u>GF</u> | <u>GA</u> | <u>PTS</u> |
|-----------------------------|-----------|----------|----------|----------|-----------|-----------|------------|
| Mount Pleasant              |           |          |          |          |           |           |            |
| Nanaimo Black Diamonds      |           |          |          |          |           |           |            |
| New Westminster Maple Leafs |           |          |          |          |           |           |            |
| Victoria Capitals           |           |          |          |          |           |           |            |

### 1896 BRITISH COLUMBIA AMATEUR LACROSSE ASSOCIATION

| SENIOR LEAGUE            | <u>GP</u> | <u>W</u> | <u>L</u> | <u>T</u> | <u>GF</u> | <u>GA</u> | <u>PTS</u> |
|--------------------------|-----------|----------|----------|----------|-----------|-----------|------------|
| Vancouver Lacrosse Club* | 8         | 5        | 2        | 1        | 29        | 20        | 10         |
| Victoria Capitals        | 8         | 5        | 3        | 0        | 27        | 24        | 10         |
| New Westminster          | 8         | 1        | 6        | 1        | 16        | 28        | 2          |

*Vancouver and Victoria finished the regular season tied with 5 wins each. Vancouver defeated New Westminster 4-3 on October 3, 1896 in a replay of their drawn game from September 12, 1896; the victory giving Vancouver a total of 6 wins and thus the league championship*

| INTERMEDIATE LEAGUE         | <u>GP</u> | <u>W</u> | <u>L</u> | <u>T</u> | <u>GF</u> | <u>GA</u> | <u>PTS</u> |
|-----------------------------|-----------|----------|----------|----------|-----------|-----------|------------|
| New Westminster Maple Leafs |           |          |          |          |           |           |            |
| Vancouver Beavers           |           |          |          |          |           |           |            |
| Nanaimo                     |           |          |          |          |           |           |            |
| Victoria                    |           |          |          |          |           |           |            |

*Nanaimo disbanded on July 26, 1896*

### 1897 BRITISH COLUMBIA AMATEUR LACROSSE ASSOCIATION

| SENIOR LEAGUE           | <u>GP</u> | <u>W</u> | <u>L</u> | <u>T</u> | <u>GF</u> | <u>GA</u> | <u>PTS</u> |
|-------------------------|-----------|----------|----------|----------|-----------|-----------|------------|
| New Westminster*        | 8         | 4        | 3        | 1        | 23        | 22        | 8          |
| Vancouver Lacrosse Club | 7         | 4        | 2        | 1        | 24        | 21        | 8          |
| Victoria                | 5         | 1        | 4        | 0        | 9         | 13        | 2          |

*Victoria defaulted August 21, 1897 match versus New Westminster; two other games involving Victoria were not played*

#### PLAYOFF

New Westminster defeated Vancouver 2-1 in tiebreaker

#### SOUTH KOOTENAY LACROSSE LEAGUE

Nelson defeated Kaslo 3-2

Nelson defeated Rossland 4-3

#### OTHER MATCHES

Sandon defeated Slocan City

### 1898 BRITISH COLUMBIA AMATEUR LACROSSE ASSOCIATION

| SENIOR LEAGUE           | <u>GP</u> | <u>W</u> | <u>L</u> | <u>T</u> | <u>GF</u> | <u>GA</u> | <u>PTS</u> |
|-------------------------|-----------|----------|----------|----------|-----------|-----------|------------|
| New Westminster*        | 8         | 5        | 2        | 1        | 24        | 11        | 11         |
| Victoria                | 7         | 4        | 2        | 1        | 18        | 15        | 9          |
| Vancouver Lacrosse Club | 7         | 1        | 6        | 0        | 11        | 27        | 2          |

*No result can be located for the July 9, 1898 match Vancouver versus New Westminster*

*New Westminster did not take part in their September 17, 1898 match in Victoria due to the Great Fire of New Westminster occurring the weekend before; as a result Victoria claimed the default win*

*Vancouver versus New Westminster match-up of October 1, 1898 postponed until October 11, 1898*

*New Westminster conceded the defaulted match of September 17, 1898 and then requested the drawn game with Victoria be replayed to decide the championship; Victoria never responded*

### 1899 BRITISH COLUMBIA AMATEUR LACROSSE ASSOCIATION

| SENIOR LEAGUE                           | <u>GP</u> | <u>W</u> | <u>L</u> | <u>T</u> | <u>GF</u> | <u>GA</u> | <u>PTS</u> |
|---|-----------|----------|----------|----------|-----------|-----------|------------|
| New Westminster                         | 8         | 7        | 1        | 0        | 34        | 9         | 14         |
| Victoria James Bay Athletic Association | 9         | 5        | 4        | 0        | 36        | 36        | 10         |
| Vancouver Lacrosse Club                 | 9         | 3        | 6        | 0        | 29        | 35        | 6          |
| Nanaimo Black Diamonds                  | 6         | 1        | 5        | 0        | 14        | 33        | 2          |

*Standings above compiled from reported results; some matches were either cancelled or the results unknown.*

#### NEW WESTMINSTER FAIR EXHIBITION

New Westminster defeated Toronto Lacrosse Club 3 games to 0 (7-2, 7-3, 7-3)

#### EXHIBITIONS

Vancouver defeated Nelson 4-2

Nelson defeated Nanaimo 5-4

New Westminster defeated Nelson 9-0

## 1900 BRITISH COLUMBIA AMATEUR LACROSSE ASSOCIATION

| SENIOR LEAGUE           | <u>GP</u> | <u>W</u> | <u>L</u> | <u>T</u> | <u>GF</u> | <u>GA</u> | <u>PTS</u> |
|-------------------------|-----------|----------|----------|----------|-----------|-----------|------------|
| New Westminster         | 4         | 4        | 0        | 0        | 20        | 4         | 8          |
| Vancouver Lacrosse Club | 7         | 2        | 5        | 0        | 17        | 27        | 4          |
| Victoria                | 5         | 2        | 3        | 0        | 13        | 19        | 4          |

*Standings above compiled from reported results; some matches were either cancelled or the results unknown. Some matches involving New Westminster were cancelled due to their Eastern Canada tour in August 1900. There were also some matches against Victoria that New Westminster possibly refused to play – allegedly due to ‘rough play’ on Victoria’s part in previous meetings.*

### NEW WESTMINSTER EASTERN CANADA TOUR

New Westminster defeated Montréal 5-2  
New Westminster defeated Québec 12-1 or 0-0  
New Westminster defeated Montréal Nationals 9-3  
New Westminster defeated Montréal Shamrocks 6-2  
New Westminster defeated Ottawa Capitals 4-1  
New Westminster tied with Torontos 4-4  
New Westminster defeated Toronto Tecumsehs 7-1

### NEW WESTMINSTER FAIR EXHIBITION

New Westminster defeated Winnipeg 11-0  
Winnipeg defeated Vancouver 4-2  
New Westminster defeated Winnipeg 9-3 or 10-3

### TACOMA FOURTH OF JULY EXHIBITION

New Westminster defeated Victoria-Vancouver 4-1

| INTERMEDIATE LEAGUE         | <u>GP</u> | <u>W</u> | <u>L</u> | <u>T</u> | <u>GF</u> | <u>GA</u> | <u>PTS</u> |
|-----------------------------|-----------|----------|----------|----------|-----------|-----------|------------|
| Vancouver Juniors           |           |          |          |          |           |           |            |
| New Westminster Maple Leafs |           |          |          |          |           |           |            |
| Nanaimo Black Diamonds      |           |          |          |          |           |           |            |

| NEW WESTMINSTER JUNIOR LEAGUE | <u>GP</u> | <u>W</u> | <u>L</u> | <u>T</u> | <u>GF</u> | <u>GA</u> | <u>PTS</u> |
|-------------------------------|-----------|----------|----------|----------|-----------|-----------|------------|
| East End / Reginas            | 8         | 4        | 3        | 1        | 22        | 19        | 9          |
| West End                      | 8         | 4        | 3        | 1        | 20        | 15        | 9          |
| Sapperton                     | 8         | 3        | 5        | 0        | 14        | 22        | 6          |

*East End renamed Reginas on July 13, 1900 after two games played*

| KOOTENAY INTERMEDIATE LEAGUE | <u>GP</u> | <u>W</u> | <u>L</u> | <u>T</u> | <u>GF</u> | <u>GA</u> | <u>PTS</u> |
|------------------------------|-----------|----------|----------|----------|-----------|-----------|------------|
| Nelson                       |           |          |          |          |           |           |            |
| Rossland                     |           |          |          |          |           |           |            |
| Kalso                        |           |          |          |          |           |           |            |
| Sandon                       |           |          |          |          |           |           |            |

### EXHIBITIONS & OTHER MATCHES

Pine City defeated Atlin 3-0  
Victoria Intermediates defeated Seattle 6-1

## 1901 BRITISH COLUMBIA AMATEUR LACROSSE ASSOCIATION

| SENIOR LEAGUE           | <u>GP</u> | <u>W</u> | <u>L</u> | <u>T</u> | <u>GF</u> | <u>GA</u> | <u>PTS</u> |
|-------------------------|-----------|----------|----------|----------|-----------|-----------|------------|
| New Westminster         | 9         | 8        | 0        | 1        | 83        | 12        | 17         |
| Victoria                | 10        | 6        | 3        | 1        | 64        | 41        | 13         |
| Vancouver Lacrosse Club | 7         | 1        | 6        | 0        | 21        | 72        | 2          |
| Nanaimo                 | 8         | 1        | 7        | 0        | 19        | 62        | 2          |

*Standings above compiled from reported results; up to 5 scheduled games were either cancelled or the results unknown  
Vancouver vs. Nanaimo match on July 20, 1901 not played*

### NEW WESTMINSTER FAIR EXHIBITION

New Westminster defeated Vancouver YMCA 7-1  
Vancouver YMCA defeated New Westminster 3-2

### MINTO CUP CHALLENGE

Montréal Shamrocks defeated Vancouver YMCA 5-0



### 1902 BRITISH COLUMBIA AMATEUR LACROSSE ASSOCIATION

| SENIOR LEAGUE           | <u>GP</u> | <u>W</u> | <u>L</u> | <u>T</u> | <u>GF</u> | <u>GA</u> | <u>PTS</u> |
|-------------------------|-----------|----------|----------|----------|-----------|-----------|------------|
| New Westminster         | 8         | 7        | 1        | 0        | 85        | 14        | 14         |
| Vancouver Lacrosse Club | 11        | 5        | 6        | 0        | 60        | 57        | 10         |
| Victoria                | 9         | 4        | 5        | 0        | 43        | 59        | 8          |
| Nanaimo                 | 6         | 1        | 5        | 0        | 16        | 74        | 2          |

*Nanaimo withdrew from league in August 1902; standings above reflect results of games played and do not include any victories won by default*

#### MINTO CUP CHALLENGE

Montréal Shamrocks defeated New Westminster in two-game, total-goals series 11-3 (6-1, 5-2)

#### NEW WESTMINSTER FAIR EXHIBITION

New Westminster defeated Montréal Shamrocks 2 games to 1 (10-2, 4-8, 2-0)

| VANCOUVER CITY JUNIOR LEAGUE | <u>GP</u> | <u>W</u> | <u>L</u> | <u>T</u> | <u>GF</u> | <u>GA</u> | <u>PTS</u> |
|------------------------------|-----------|----------|----------|----------|-----------|-----------|------------|
| Monarchs                     |           |          |          |          |           |           |            |
| Mount Pleasant Maple Leafs   |           |          |          |          |           |           |            |
| Crescents                    |           |          |          |          |           |           |            |

| NEW WESTMINSTER INTERMEDIATE LEAGUE | <u>GP</u> | <u>W</u> | <u>L</u> | <u>T</u> | <u>GF</u> | <u>GA</u> | <u>PTS</u> |
|-------------------------------------|-----------|----------|----------|----------|-----------|-----------|------------|
| Sapperton                           | 8         | 5        | 2        | 1        |           |           | 10         |
| West End                            | 8         | 3        | 4        | 1        |           |           | 7          |
| East End Regina                     | 8         | 3        | 5        | 0        |           |           | 6          |

### 1902 CROW'S NEST LACROSSE LEAGUE

|             | <u>GP</u> | <u>W</u> | <u>L</u> | <u>T</u> | <u>GF</u> | <u>GA</u> | <u>PTS</u> |
|-------------|-----------|----------|----------|----------|-----------|-----------|------------|
| Lethbridge* |           |          |          |          |           |           |            |
| Cranbrook   |           |          |          |          |           |           |            |
| Fernie      |           |          |          |          |           |           |            |

*Final standings unknown*

### 1903 BRITISH COLUMBIA AMATEUR LACROSSE ASSOCIATION

| SENIOR LEAGUE            | <u>GP</u> | <u>W</u> | <u>L</u> | <u>T</u> | <u>GF</u> | <u>GA</u> | <u>PTS</u> |
|--------------------------|-----------|----------|----------|----------|-----------|-----------|------------|
| Vancouver Lacrosse Club* | 8         | 6        | 1        | 1        | 67        | 28        | 12         |
| New Westminster          | 8         | 5        | 2        | 1        | 52        | 25        | 10         |
| Victoria                 | 8         | 0        | 8        | 0        | 13        | 79        | 0          |

*Standing above do not include goals for one unknown New Westminster victory over Victoria*

#### EXHIBITIONS

Montréal Shamrocks defeated Nelson 6-3  
 Montréal Shamrocks defeated New Westminster 4-3  
 Vancouver Lacrosse Club defeated Montréal Shamrocks 5-3  
 New Westminster defeated Montréal Shamrocks 7-3  
 Vancouver Lacrosse Club defeated San Francisco Tecumsehs

| INTERMEDIATE LEAGUE | <u>GP</u> | <u>W</u> | <u>L</u> | <u>T</u> | <u>GF</u> | <u>GA</u> | <u>PTS</u> |
|---------------------|-----------|----------|----------|----------|-----------|-----------|------------|
| New Westminster     |           |          |          |          |           |           |            |
| Vancouver Terminal  |           |          |          |          |           |           |            |
| Vancouver           |           |          |          |          |           |           |            |
| Nanaimo             |           |          |          |          |           |           |            |

| VANCOUVER CITY INTERMEDIATE LEAGUE | <u>GP</u> | <u>W</u> | <u>L</u> | <u>T</u> | <u>GF</u> | <u>GA</u> | <u>PTS</u> |
|------------------------------------|-----------|----------|----------|----------|-----------|-----------|------------|
| East End Crescents                 |           |          |          |          |           |           |            |
| West End Lacrosse Club             |           |          |          |          |           |           |            |
| Fairview Beavers                   |           |          |          |          |           |           |            |
| Mount Pleasant Maple Leafs         |           |          |          |          |           |           |            |

| NEW WESTMINSTER INTERMEDIATE LEAGUE | <u>GP</u> | <u>W</u> | <u>L</u> | <u>T</u> | <u>GF</u> | <u>GA</u> | <u>PTS</u> |
|-------------------------------------|-----------|----------|----------|----------|-----------|-----------|------------|
| East End Regina*                    | 7         | 6        | 1        | 0        | 42        | 14        | 12         |
| Sapperton                           | 6         | 2        | 4        | 0        | 16        | 26        | 4          |
| West End                            | 7         | 2        | 5        | 0        | 16        | 34        | 4          |

*Standings above do not match those printed in The Columbian; based on compilation of individual results*

| NEW WESTMINSTER JUNIOR LEAGUE | <u>GP</u> | <u>W</u> | <u>L</u> | <u>T</u> | <u>GF</u> | <u>GA</u> | <u>PTS</u> |
|-------------------------------|-----------|----------|----------|----------|-----------|-----------|------------|
| East End Reginas              |           |          |          |          |           |           |            |
| West End                      |           |          |          |          |           |           |            |

| VANCOUVER CITY SCHOLASTIC LEAGUE | <u>GP</u> | <u>W</u> | <u>L</u> | <u>T</u> | <u>GF</u> | <u>GA</u> | <u>PTS</u> |
|----------------------------------|-----------|----------|----------|----------|-----------|-----------|------------|
| Central                          | 4         | 3        | 1        | 0        |           |           |            |
| Dawson                           | 3         | 2        | 1        | 0        |           |           |            |
| Mount Pleasant                   | 2         | 0        | 0        | 2        |           |           |            |
| Strathcona                       | 3         | 0        | 2        | 1        |           |           |            |
| Seymour                          | 2         | 1        | 1        | 0        |           |           |            |
| Fairview                         | 4         | 1        | 3        | 0        |           |           |            |

*Standings as of May 28, 1903*

#### 1903 CROW'S NEST LACROSSE LEAGUE

|             | <u>GP</u> | <u>W</u> | <u>L</u> | <u>T</u> | <u>GF</u> | <u>GA</u> | <u>PTS</u> |
|-------------|-----------|----------|----------|----------|-----------|-----------|------------|
| Lethbridge* |           |          |          |          |           |           |            |
| Cranbrook   |           |          |          |          |           |           |            |
| Fernie      |           |          |          |          |           |           |            |

*Final standings unknown*

#### 1904 BRITISH COLUMBIA AMATEUR LACROSSE ASSOCIATION

| SENIOR LEAGUE            | <u>GP</u> | <u>W</u> | <u>L</u> | <u>T</u> | <u>GF</u> | <u>GA</u> | <u>PTS</u> |
|--------------------------|-----------|----------|----------|----------|-----------|-----------|------------|
| Vancouver Lacrosse Club* | 5         | 5        | 0        | 0        | 38        | 19        | 10         |
| Victoria Lacrosse Club   | 5         | 0        | 5        | 0        | 19        | 38        | 0          |

*New Westminster withdrew from the league in protest on June 2, 1904; new schedule drawn up on June 15, 1904  
Final three games of revised schedule not played*

#### EXHIBITIONS

Vancouver Lacrosse Club defeated Winnipeg Shamrocks in two-game, total-goals series 25-9 (13-4, 12-5)  
New Westminster defeated Nelson in three-game, total-goals series (8-3, 6-6, 11-1)  
Tacoma defeated Vancouver 9-7 at Bellingham

| VICTORIA INTERMEDIATE LEAGUE | <u>GP</u> | <u>W</u> | <u>L</u> | <u>T</u> | <u>GF</u> | <u>GA</u> | <u>PTS</u> |
|------------------------------|-----------|----------|----------|----------|-----------|-----------|------------|
| Victoria West*               | 5         | 3        | 2        | 0        |           |           | 6          |
| James Bay                    | 5         | 2        | 3        | 0        |           |           | 4          |

#### 1904 NORTHWEST LACROSSE LEAGUE

|          | <u>GP</u> | <u>W</u> | <u>L</u> | <u>T</u> | <u>GF</u> | <u>GA</u> | <u>PTS</u> |
|----------|-----------|----------|----------|----------|-----------|-----------|------------|
| Seattle  | 6         | 6        | 0        | 0        | 44        | 11        |            |
| Tacoma   | 4         | 1        | 2        | 1        | 15        | 20        |            |
| Everett  | 4         | 0        | 3        | 1        | 7         | 26        |            |
| Portland | 2         | 0        | 2        | 0        | 4         | 13        |            |

*Standings above compiled from reported results*

*Tacoma-Portland game on July 3, 1904 not played; Tacoma played exhibition versus Vancouver at Bellingham*

*Seattle-Portland game on July 17, 1904 not played due to Portland using an illegal player*

*Portland was expelled from the league on July 24, 1904 due to rough play and importing players*

*Tacoma disbanded around July 29, 1904*

*Seattle withdrew from the league on July 31, 1904*

*League folded in mid-season on August 2, 1904*

### 1904 CROW'S NEST LACROSSE LEAGUE

|            | <u>GP</u> | <u>W</u> | <u>L</u> | <u>T</u> | <u>GF</u> | <u>GA</u> | <u>PTS</u> |
|------------|-----------|----------|----------|----------|-----------|-----------|------------|
| Cranbrook* |           |          |          |          |           |           |            |
| Lethbridge |           |          |          |          |           |           |            |
| Fernie     |           |          |          |          |           |           |            |
| Frank      |           |          |          |          |           |           |            |

### 1904 UNION LACROSSE LEAGUE

|              | <u>GP</u> | <u>W</u> | <u>L</u> | <u>T</u> | <u>GF</u> | <u>GA</u> | <u>PTS</u> |
|--------------|-----------|----------|----------|----------|-----------|-----------|------------|
| Cranbrook*   |           |          |          |          |           |           |            |
| Fernie       |           |          |          |          |           |           |            |
| Lethbridge   |           |          |          |          |           |           |            |
| Medicine Hat |           |          |          |          |           |           |            |
| Frank        |           |          |          |          |           |           |            |

### 1905 BRITISH COLUMBIA AMATEUR LACROSSE ASSOCIATION

| SENIOR LEAGUE                  | <u>GP</u> | <u>W</u> | <u>L</u> | <u>T</u> | <u>GF</u> | <u>GA</u> | <u>PTS</u> |
|--------------------------------|-----------|----------|----------|----------|-----------|-----------|------------|
| New Westminster Salmonbellies* | 12        | 10       | 2        | 0        | 130       | 36        | 20         |
| Vancouver Lacrosse Club        | 11        | 8        | 3        | 0        | 72        | 58        | 16         |
| Victoria Lacrosse Club         | 11        | 3        | 8        | 0        | 42        | 101       | 6          |
| Seattle Lacrosse Club          | 10        | 1        | 9        | 0        | 49        | 98        | 2          |

*Seattle Lacrosse Club did not play final two games of their schedule and were later suspended by the league*

#### MINTO CUP CHALLENGE

Montréal Shamrocks defeated St. Catharines Athletics in two-game, total-goals series 13-4 (5-3, 8-1)

#### EXHIBITION

New Westminster Intermediates defeated Bellingham 5-4

### 1906 BRITISH COLUMBIA AMATEUR LACROSSE ASSOCIATION

| SENIOR LEAGUE                  | <u>GP</u> | <u>W</u> | <u>L</u> | <u>T</u> | <u>GF</u> | <u>GA</u> | <u>PTS</u> |
|--------------------------------|-----------|----------|----------|----------|-----------|-----------|------------|
| New Westminster Salmonbellies* | 9         | 8        | 1        | 0        | 80        | 35        | 16         |
| Vancouver Lacrosse Club        | 9         | 4        | 5        | 0        | 48        | 75        | 8          |
| Mount Pleasant Maple Leafs     | 8         | 1        | 7        | 0        | 46        | 64        | 2          |

*Standings include protested Vancouver-Mount Pleasant game of July 21, 1906 and an unscheduled Vancouver New Westminster game on September 8, 1906*

#### MINTO CUP CHALLENGE

Montréal Shamrocks defeated Souris in two-game, total-goals series 10-2 (10-2, *second game cancelled*)

#### EXHIBITIONS & OTHER MATCHES

Vancouver Lacrosse Club defeated Victoria Lacrosse Club 7-3

*Victoria Lacrosse Club also had scheduled exhibition games against Mount Pleasant Maple Leafs and New Westminster Salmonbellies but these games were not played*

Revelstoke defeated Kamloops 11-4

Vancouver Maple Leafs defeated Calgary Strathcona 15-4

North Vancouver Indians tied Brownsville Indians 4-4

Chilliwack defeated Sumas City 8-1

Chilliwack Landings Indians vs. Chilliwack Hopyard Indians (result unknown)

Chilliwack defeated Chilliwack Landing Indians

Bellingham defeated Chilliwack

## 1907 BRITISH COLUMBIA AMATEUR LACROSSE ASSOCIATION

### KILMARNOCK CUP

Mount Pleasant Maple Leafs defeated Vancouver Lacrosse Club 11-4

New Westminster Salmonbellies defeated Mount Pleasant Maple Leafs 5-4 at Oak Bay

| SENIOR LEAGUE                  | <u>GP</u> | <u>W</u> | <u>L</u> | <u>T</u> | <u>GF</u> | <u>GA</u> | <u>PTS</u> |
|--------------------------------|-----------|----------|----------|----------|-----------|-----------|------------|
| New Westminster Salmonbellies* | 7         | 6        | 1        | 0        | 60        | 35        | 12         |
| Vancouver Lacrosse Club        | 8         | 3        | 5        | 0        | 38        | 45        | 6          |
| Mount Pleasant Maple Leafs     | 7         | 2        | 5        | 0        | 32        | 50        | 4          |

### NEW WESTMINSTER PROVINCIAL EXHIBITION TOURNAMENT

New Westminster Salmonbellies defeated Mount Pleasant Maple Leafs 17-7

Toronto Tecumsehs defeated Vancouver Lacrosse Club 17-7

Mount Pleasant Maple Leafs tied Vancouver Lacrosse Club 4-4

New Westminster Salmonbellies defeated Toronto Tecumsehs 12-6

### OTHER MATCHES

Chilliwack Landing Indians defeated Chilliwack 6-5

Brownsville Indians defeated Chilliwack Indians 5-0

## 1908 BRITISH COLUMBIA AMATEUR LACROSSE ASSOCIATION

| SENIOR LEAGUE                  | <u>GP</u> | <u>W</u> | <u>L</u> | <u>T</u> | <u>GF</u> | <u>GA</u> | <u>PTS</u> |
|--------------------------------|-----------|----------|----------|----------|-----------|-----------|------------|
| New Westminster Salmonbellies* | 7         | 7        | 0        | 0        | 88        | 14        | 14         |
| Vancouver Lacrosse Club        | 10        | 7        | 3        | 0        | 76        | 53        | 14         |
| Mount Pleasant Maple Leafs     | 10        | 4        | 6        | 0        | 48        | 82        | 8          |
| Victoria Lacrosse Club         | 9         | 0        | 9        | 0        | 23        | 86        | 0          |

*Schedule revised on August 5, 1908 on account of New Westminster's Minto Cup challenge in Montréal*

*September 26, 1908 game in New Westminster abandoned halfway through game when a riot broke out after someone in the crowd threw an egg and Vancouver's trainer then fired off a revolver in response. The 8-0 New Westminster lead is not included in the above standings. Season was effectively abandoned when Vancouver refused to play any further games against New Westminster.*

### MINTO CUP CHALLENGES

New Westminster Salmonbellies defeated Montréal Shamrocks in two-game, total-goals series 12-7 (6-5, 6-2)

New Westminster defeated Ottawa Capitals in three-game, total-goals series 24-16 (7-6, 9-6, 8-4)

### EXHIBITIONS

New Westminster Salmonbellies defeated St. Paul Mohawks 8-5

New Westminster Salmonbellies defeated Calgary 6-2

Ottawa Capitals defeated Winnipeg Shamrocks 5-1

| INTERMEDIATE LEAGUE           | <u>GP</u> | <u>W</u> | <u>L</u> | <u>T</u> | <u>GF</u> | <u>GA</u> | <u>PTS</u> |
|-------------------------------|-----------|----------|----------|----------|-----------|-----------|------------|
| New Westminster Salmonbellies | 5         | 5        | 0        | 0        |           |           | 10         |
| Vancouver Athletic Club       | 6         | 4        | 2        | 0        |           |           | 8          |
| Victoria                      | 5         | 1        | 4        | 0        |           |           | 2          |
| Vancouver Fairview            | 4         | 0        | 4        | 0        |           |           | 0          |

*Two games involving Vancouver Fairview were postponed*

| VANCOUVER CITY INTERMEDIATE LEAGUE | <u>GP</u> | <u>W</u> | <u>L</u> | <u>T</u> | <u>GF</u> | <u>GA</u> | <u>PTS</u> |
|------------------------------------|-----------|----------|----------|----------|-----------|-----------|------------|
| Vancouver Athletic Club*           | 10        | 8        | 2        | 0        |           |           | 16         |
| Vancouver Fairview                 | 10        | 8        | 2        | 0        |           |           | 16         |
| Mount Pleasant                     | 10        | 6        | 4        | 0        |           |           | 12         |
| Eburne                             | 10        | 5        | 5        | 0        |           |           | 10         |
| Vancouver YMCA                     | 10        | 3        | 7        | 0        |           |           | 6          |
| Vancouver Nationals                | 10        | 0        | 10       | 0        |           |           | 0          |

### PLAYOFF

Vancouver Athletic Club defeated Vancouver Fairview 5-3

## 1909 BRITISH COLUMBIA LACROSSE ASSOCIATION

| PROFESSIONAL LEAGUE            | <u>GP</u> | <u>W</u> | <u>L</u> | <u>T</u> | <u>GF</u> | <u>GA</u> | <u>PTS</u> |
|--------------------------------|-----------|----------|----------|----------|-----------|-----------|------------|
| New Westminster Salmonbellies* | 10        | 7        | 3        | 0        | 69        | 65        | 14         |
| Vancouver Lacrosse Club        | 10        | 3        | 7        | 0        | 65        | 69        | 6          |

### MINTO CUP CHALLENGES

New Westminster defeated Regina Capitals in two-game, total-goals series 18-6 (6-4, 12-2)  
New Westminster defeated Toronto Tecumsehs in two-game, total-goals series 12-9 (6-4, 6-5)

### EXHIBITIONS

Vancouver Lacrosse Club defeated Regina Capitals 8-7  
Toronto Tecumsehs defeated Regina Capitals 17-7

## 1909 PACIFIC COAST AMATEUR LACROSSE ASSOCIATION

| SENIOR LEAGUE                 | <u>GP</u> | <u>W</u> | <u>L</u> | <u>T</u> | <u>GF</u> | <u>GA</u> | <u>PTS</u> |
|-------------------------------|-----------|----------|----------|----------|-----------|-----------|------------|
| New Westminster Salmonbellies | 5         | 4        | 1        | 0        | 44        | 29        | 8          |
| Vancouver Maple Leafs         | 5         | 3        | 2        | 0        | 33        | 23        | 6          |
| Victoria Lacrosse Club        | 4         | 0        | 4        | 0        | 21        | 46        | 0          |
| Vancouver Athletic Club       | 0         | 0        | 0        | 0        | 0         | 0         | 0          |

*Vancouver Athletic Club withdrew around June 25, 1909*

*Final standings as printed in Vancouver Province showed both New Westminster and Maple Leafs with tied 3-1 records. A tie-breaker game was to be organised but never played. After a league meeting held in October 1909, the championship was awarded to the Maple Leafs on account of New Westminster being absent from the meeting. At the league's AGM in April 1910, the championship was deemed to have been unsettled. The above standings are based on tabulated results and related articles.*

### OTHER MATCHES

Chilliwack defeated Fraser River Indians 3-1  
Chilliwack defeated Port Hammond 3-2  
North Arm Indians defeated Chilliwack 16-4

## 1910 BRITISH COLUMBIA LACROSSE ASSOCIATION

| PROFESSIONAL LEAGUE            | <u>GP</u> | <u>W</u> | <u>L</u> | <u>T</u> | <u>GF</u> | <u>GA</u> | <u>PTS</u> |
|--------------------------------|-----------|----------|----------|----------|-----------|-----------|------------|
| New Westminster Salmonbellies* | 11        | 8        | 3        | 0        | 52        | 38        | 16         |
| Vancouver Lacrosse Club        | 11        | 3        | 8        | 0        | 38        | 52        | 6          |

*Final game of schedule cancelled*

### MINTO CUP CHALLENGES

New Westminster Salmonbellies defeated Montréal Amateur Athletic Association in two-game, total-goals series 23-9 (10-4, 13-5)  
New Westminster Salmonbellies defeated Montréal Nationals in two-game, total-goals series 18-4 (7-3, 11-1)

### EXHIBITIONS

Montréal Lacrosse Club defeated Winnipeg 10-4  
New Westminster Salmonbellies defeated Montréal Nationals 6-2  
Vancouver Lacrosse Club defeated Montréal Nationals in two games 7-4, 7-4  
Vancouver-Montréal Nationals All-Stars defeated New Westminster Salmonbellies 5-3

## 1910 PACIFIC COAST AMATEUR LACROSSE ASSOCIATION

| SENIOR LEAGUE                 | <u>GP</u> | <u>W</u> | <u>L</u> | <u>T</u> | <u>GF</u> | <u>GA</u> | <u>PTS</u> |
|-------------------------------|-----------|----------|----------|----------|-----------|-----------|------------|
| Vancouver Athletic Club*      | 8         | 7        | 1        | 0        | 55        | 29        | 14         |
| Victoria Capitals             | 6         | 2        | 4        | 0        | 26        | 40        | 4          |
| New Westminster Salmonbellies | 6         | 1        | 5        | 0        | 31        | 43        | 2          |

*New Westminster Salmonbellies defaulted one game to Vancouver Athletic Club (not included in standings above)*

### MANN CUP PLAYOFFS

Toronto Young Torontos defeated Vancouver Athletic Club in single-game 8-6  
Toronto Maitlands defeated Cornwall in single-game 14-6

Toronto Young Torontos defeated Toronto Maitlands in single-game 7-0

### POINT ROBERTS FOURTH OF JULY EXHIBITION

East Delta defeated Ladner 8-3

### 1911 BRITISH COLUMBIA LACROSSE ASSOCIATION

| PROFESSIONAL LEAGUE           | <u>GP</u> | <u>W</u> | <u>L</u> | <u>T</u> | <u>GF</u> | <u>GA</u> | <u>PTS</u> |
|-------------------------------|-----------|----------|----------|----------|-----------|-----------|------------|
| Vancouver Lacrosse Club*      | 10        | 5        | 5        | 0        | 47        | 45        | 10         |
| New Westminster Salmonbellies | 10        | 5        | 5        | 0        | 45        | 47        | 10         |

#### PRE-SEASON TEST GAMES

*North Vancouver Lacrosse Club applied to join the BCLA at the start of the season. Two test matches were played to determine the ability of the team, whose application was afterwards rejected on account of their poor results.*

New Westminster Salmonbellies defeated North Vancouver Lacrosse Club 12-3

Vancouver Lacrosse Club defeated North Vancouver Lacrosse Club 13-3

#### CORONATION MEDALS EXHIBITION GAMES

Vancouver Lacrosse Club defeated New Westminster Salmonbellies in two-game, total-goals series 12-2 (6-2, 6-0)

#### PLAYOFF

Vancouver Lacrosse Club defeated New Westminster Salmonbellies in two-game, total-goals series 10-5 (4-3, 6-2)

#### MINTO CUP CHALLENGE

Vancouver Lacrosse Club defeated Toronto Tecumsehs in two-game, total-goals series 7-3 (5-0, 2-3)

Vancouver Lacrosse Club defeated Toronto Tecumsehs 9-3 in exhibition match played in Victoria

### 1911 PACIFIC COAST AMATEUR LACROSSE ASSOCIATION

| SENIOR LEAGUE                 | <u>GP</u> | <u>W</u> | <u>L</u> | <u>T</u> | <u>GF</u> | <u>GA</u> | <u>PTS</u> |
|-------------------------------|-----------|----------|----------|----------|-----------|-----------|------------|
| Vancouver Athletic Club*      | 7         | 5        | 1        | 1        | 47        | 24        | 11         |
| New Westminster Salmonbellies | 8         | 3        | 5        | 0        | 30        | 55        | 6          |
| Victoria Capitals             | 7         | 2        | 4        | 1        | 31        | 29        | 5          |

*One scheduled game not played*

#### MANN CUP CHALLENGE

Vancouver Athletic Club defeated Toronto Young Torontos in two-game, total-goals series 9-3 (7-2, 2-1)

### 1911 VANCOUVER AMATEUR LACROSSE ASSOCIATION

| SENIOR LEAGUE                 | <u>GP</u> | <u>W</u> | <u>L</u> | <u>T</u> | <u>GF</u> | <u>GA</u> | <u>PTS</u> |
|-------------------------------|-----------|----------|----------|----------|-----------|-----------|------------|
| Mount Pleasant                |           |          |          |          |           |           |            |
| South Vancouver Athletic Club |           |          |          |          |           |           |            |
| Grandview                     |           |          |          |          |           |           |            |
| Fairview                      |           |          |          |          |           |           |            |

### 1912 BRITISH COLUMBIA LACROSSE ASSOCIATION

| PROFESSIONAL LEAGUE            | <u>GP</u> | <u>W</u> | <u>L</u> | <u>T</u> | <u>GF</u> | <u>GA</u> | <u>PTS</u> |
|--------------------------------|-----------|----------|----------|----------|-----------|-----------|------------|
| New Westminster Salmonbellies* | 16        | 12       | 4        | 0        | 77        | 58        | 24         |
| Vancouver Lacrosse Club        | 16        | 4        | 12       | 0        | 58        | 77        | 8          |

*New Westminster threatened to withdraw from the league due to scheduling complaints*

*Vancouver scored one un-opposed goal and awarded win when New Westminster did not field a team on July 20, 1912*

*Vancouver awarded win when New Westminster did not field a team on July 27, 1912*

*League play resumed on July 31, 1912; Standings revised and Vancouver awarded the defaulted win and lone goal of July 20, 1912*

#### MINTO CUP CHALLENGE

New Westminster Salmonbellies defeated Cornwall in two-game, total-goals series 31-13 (15-7, 16-6)

### 1912 PACIFIC COAST AMATEUR LACROSSE ASSOCIATION

| SENIOR LEAGUE                 | <u>GP</u> | <u>W</u> | <u>L</u> | <u>T</u> | <u>GF</u> | <u>GA</u> | <u>PTS</u> |
|-------------------------------|-----------|----------|----------|----------|-----------|-----------|------------|
| Vancouver Athletic Club*      | 11        | 9        | 2        | 0        | 86        | 15        | 18         |
| Victoria Capitals             | 11        | 7        | 3        | 1        | 44        | 39        | 15         |
| New Westminster Salmonbellies | 12        | 4        | 7        | 1        | 35        | 70        | 9          |
| Vancouver Fairview            | 10        | 1        | 9        | 0        | 16        | 57        | 2          |

*Result of Victoria victory on July 20, 1912 over Fairview unknown*

### MANN CUP CHALLENGES

Vancouver Athletic Club defeated Winnipeg Canadian Northern Railroad in two-game, total-goals series 47-6 (28-5, 19-2)

Vancouver Athletic Club defeated St. Catharines Athletics in two-game, total-goals series 34-1 (17-0, 17-1)

### 1912 VANCOUVER AMATEUR LACROSSE ASSOCIATION

| INTERMEDIATE LEAGUE | <u>GP</u> | <u>W</u> | <u>L</u> | <u>T</u> | <u>GF</u> | <u>GA</u> | <u>PTS</u> |
|---------------------|-----------|----------|----------|----------|-----------|-----------|------------|
| East End            |           |          |          |          |           |           |            |
| Fairview            |           |          |          |          |           |           |            |
| Olympics            |           |          |          |          |           |           |            |
| Eburne              |           |          |          |          |           |           |            |
| Grandview           |           |          |          |          |           |           |            |

| JUNIOR LEAGUE  | <u>GP</u> | <u>W</u> | <u>L</u> | <u>T</u> | <u>GF</u> | <u>GA</u> | <u>PTS</u> |
|----------------|-----------|----------|----------|----------|-----------|-----------|------------|
| Fairview       |           |          |          |          |           |           |            |
| East End       |           |          |          |          |           |           |            |
| Grandview      |           |          |          |          |           |           |            |
| Maple Leafs    |           |          |          |          |           |           |            |
| Mount Pleasant |           |          |          |          |           |           |            |

### 1913 BRITISH COLUMBIA LACROSSE ASSOCIATION

| PROFESSIONAL LEAGUE            | <u>GP</u> | <u>W</u> | <u>L</u> | <u>T</u> | <u>GF</u> | <u>GA</u> | <u>PTS</u> |
|--------------------------------|-----------|----------|----------|----------|-----------|-----------|------------|
| New Westminster Salmonbellies* | 7         | 5        | 2        | 0        | 47        | 32        | 10         |
| Vancouver Lacrosse Club        | 7         | 2        | 5        | 0        | 32        | 47        | 4          |

*New Westminster Salmonbellies refused to start game on July 5, 1913*

*July 12, 1913 game not played*

*Vancouver Lacrosse Club withdrew from the league on July 17, 1913*

### EXHIBITION

Vancouver Athletic Club defeated New Westminster Salmonbellies 15-8

### MINTO CUP CHALLENGE

New Westminster Salmonbellies defeated Vancouver Athletic Club in two-game, total-goals series 14-4 (9-1, 5-3)

### 1913 PACIFIC COAST AMATEUR LACROSSE ASSOCIATION

| SENIOR LEAGUE                 | <u>GP</u> | <u>W</u> | <u>L</u> | <u>T</u> | <u>GF</u> | <u>GA</u> | <u>PTS</u> |
|-------------------------------|-----------|----------|----------|----------|-----------|-----------|------------|
| Vancouver Athletic Club*      | 9         | 5        | 4        | 0        | 63        | 51        | 10         |
| New Westminster Salmonbellies | 8         | 4        | 4        | 0        | 53        | 43        | 8          |
| Victoria Capitals             | 7         | 3        | 4        | 0        | 39        | 61        | 6          |

*Victoria-New Westminster game on July 26, 1913 cancelled*

### MANN CUP CHALLENGES

Vancouver Athletic Club defeated Armstrong Red Apple Boys in two-game, total-goals series 25-3 (16-2, 9-1)

Vancouver Athletic Club versus Winnipeg Young Conservatives (*Winnipeg withdrew challenge*)

Vancouver Athletic Club defeated Oak Bay in two-game, total-goals series 13-0 (13-0, *Oak Bay defaulted second game*)

#### 1914 BRITISH COLUMBIA LACROSSE ASSOCIATION

| PROFESSIONAL LEAGUE – MINTO CUP | <u>GP</u> | <u>W</u> | <u>L</u> | <u>T</u> | <u>GF</u> | <u>GA</u> | <u>PTS</u> |
|---------------------------------|-----------|----------|----------|----------|-----------|-----------|------------|
| New Westminster Salmonbellies*  | 6         | 3        | 3        | 0        | 36        | 33        | 6          |
| Vancouver Athletics             | 6         | 3        | 3        | 0        | 33        | 36        | 6          |

*Season abandoned when Vancouver Athletics disbanded on July 8, 1914*

#### 1914 PACIFIC COAST AMATEUR LACROSSE ASSOCIATION

| SENIOR LEAGUE                 | <u>GP</u> | <u>W</u> | <u>L</u> | <u>T</u> | <u>GF</u> | <u>GA</u> | <u>PTS</u> |
|-------------------------------|-----------|----------|----------|----------|-----------|-----------|------------|
| Vancouver Athletic Club*      | 8         | 6        | 2        | 0        | 40        | 26        | 12         |
| New Westminster Salmonbellies | 8         | 4        | 4        | 0        | 53        | 34        | 8          |
| Victoria Capitals             | 8         | 2        | 6        | 0        | 23        | 56        | 4          |

#### MANN CUP CHALLENGES

Vancouver Athletic Club defeated Calgary Chinooks in two-game, total-goals series 17-2 (12-0, 5-2)

Vancouver Athletic Club defeated Brampton Excelsiors in two-game, total-goals series 10-7 (4-5, 6-2)

*Vancouver Athletic Club defeated the Calgary Chinooks and Brampton Excelsiors in 1914 but the Mann Cup trustees disputed the status of one of the Vancouver players. Despite the views of British Columbia and National lacrosse and amateur athletic organisations that supported Vancouver's position, the Mann Cup trustees instead awarded the cup to the Calgary Chinooks on September 29, 1914. On December 7, 1914, the Canadian Amateur Lacrosse Association overruled Mann Cup trustee Joseph Lally and awarded the cup to the Vancouver Athletic Club.*

#### 1914 VANCOUVER AMATEUR LACROSSE ASSOCIATION

| SENIOR LEAGUE           | <u>GP</u> | <u>W</u> | <u>L</u> | <u>T</u> | <u>GF</u> | <u>GA</u> | <u>PTS</u> |
|-------------------------|-----------|----------|----------|----------|-----------|-----------|------------|
| Hastings Park*          | 4         | 4        | 0        | 0        | 15        | 4         | 8          |
| Vancouver Athletic Club | 4         | 0        | 4        | 0        | 4         | 15        | 0          |
| Eburne                  | 0         | 0        | 0        | 0        | 0         | 0         | 0          |
| Fairview                | 0         | 0        | 0        | 0        | 0         | 0         | 0          |

*Eburne and Fairview withdrew prior to the start of the season*

| INTERMEDIATE LEAGUE          | <u>GP</u> | <u>W</u> | <u>L</u> | <u>T</u> | <u>GF</u> | <u>GA</u> | <u>PTS</u> |
|------------------------------|-----------|----------|----------|----------|-----------|-----------|------------|
| Vancouver Olympics           |           |          |          |          |           |           |            |
| Vancouver Indian Motorcycles |           |          |          |          |           |           |            |
| Grandview                    |           |          |          |          |           |           |            |
| Fairview                     |           |          |          |          |           |           |            |

*Fairview withdrew in mid-season*

| JUNIOR LEAGUE      | <u>GP</u> | <u>W</u> | <u>L</u> | <u>T</u> | <u>GF</u> | <u>GA</u> | <u>PTS</u> |
|--------------------|-----------|----------|----------|----------|-----------|-----------|------------|
| Fairview           |           |          |          |          |           |           |            |
| Grandview          |           |          |          |          |           |           |            |
| Vancouver Towers   |           |          |          |          |           |           |            |
| Vancouver Olympics |           |          |          |          |           |           |            |

#### WAR-FUND EXHIBITIONS

New Westminster Salmonbellies defeated Vancouver All-Stars 5-3

Vancouver Athletic Club defeated Vancouver Olympics 9-0

#### FIRST LACROSSE GAME IN PRINCE GEORGE

Quesnel defeated South Fort George 3-0

#### 1914 WEST DEWDNEY LACROSSE LEAGUE

| INTERMEDIATE LEAGUE | <u>GP</u> | <u>W</u> | <u>L</u> | <u>T</u> | <u>GF</u> | <u>GA</u> | <u>PTS</u> |
|---------------------|-----------|----------|----------|----------|-----------|-----------|------------|
| Port Moody*         |           |          |          |          |           |           |            |
| Burquitlam          |           |          |          |          |           |           |            |
| Mallairdville       |           |          |          |          |           |           |            |
| Port Coquitlam      |           |          |          |          |           |           |            |



### 1915 BRITISH COLUMBIA LACROSSE ASSOCIATION

| PROFESSIONAL LEAGUE – MINTO CUP | <u>GP</u> | <u>W</u> | <u>L</u> | <u>T</u> | <u>GF</u> | <u>GA</u> | <u>PTS</u> |
|---------------------------------|-----------|----------|----------|----------|-----------|-----------|------------|
| New Westminster Salmonbellies*  | 11        | 7        | 4        | 0        | 91        | 68        | 14         |
| Vancouver Lacrosse Club         | 11        | 4        | 7        | 0        | 68        | 91        | 8          |

*Final game of schedule cancelled*

### 1915 PACIFIC COAST AMATEUR LACROSSE ASSOCIATION

| SENIOR LEAGUE                  | <u>GP</u> | <u>W</u> | <u>L</u> | <u>T</u> | <u>GF</u> | <u>GA</u> | <u>PTS</u> |
|--------------------------------|-----------|----------|----------|----------|-----------|-----------|------------|
| New Westminster Salmonbellies* | 6         | 5        | 1        | 0        | 46        | 11        | 10         |
| Vancouver Athletic Club        | 5         | 1        | 4        | 0        | 8         | 26        | 2          |
| Victoria Capitals              | 3         | 1        | 2        | 0        | 11        | 28        | 2          |

*Four games involving Victoria Capitals were postponed and the team was later dropped from the league*

### 1915 VANCOUVER AMATEUR LACROSSE ASSOCIATION

| INTERMEDIATE LEAGUE          | <u>GP</u> | <u>W</u> | <u>L</u> | <u>T</u> | <u>GF</u> | <u>GA</u> | <u>PTS</u> |
|------------------------------|-----------|----------|----------|----------|-----------|-----------|------------|
| Vancouver Indian Motorcycles | 10        | 9        | 1        | 0        | 40        | 16        | 18         |
| Vancouver Olympics           | 9         | 5        | 4        | 0        | 46        | 19        | 10         |
| Collingwood                  | 9         | 0        | 9        | 0        | 11        | 62        | 0          |
| Eburne                       | 0         | 0        | 0        | 0        | 0         | 0         | 0          |

*Eburne did not play any games and withdrew around June 3, 1915*

*Results for the July 12, 1915 Olympics vs. Collingwood game unknown – either not recorded or defaulted*

*Collingwood defaulted July 5 and July 16, 1915 games with Indian Motorcycles (included in the standings)*

| JUNIOR LEAGUE       | <u>GP</u> | <u>W</u> | <u>L</u> | <u>T</u> | <u>GF</u> | <u>GA</u> | <u>PTS</u> |
|---------------------|-----------|----------|----------|----------|-----------|-----------|------------|
| Fairview*           | 11        | 6        | 5        | 0        | 28        | 23        | 12         |
| Vancouver Olympics  | 11        | 5        | 6        | 0        | 23        | 28        | 10         |
| Vancouver Belvedere | 0         | 0        | 0        | 0        | 0         | 0         | 0          |

*Vancouver Belvedere did not play any games and withdrew around June 3, 1915*

*July 30, 1915 game abandoned with 19 minutes to play when the ball was lost. Game resumed on August 6, 1915*

*Standings do not include May 28, 1915 2-0 Olympic victory over Fairview before schedule was revised on June 3, 1915*

### EXHIBITION

New Westminster Plumbers defeated Fort Langley 16-0

### 1915 WEST DEWDNEY LACROSSE LEAGUE

| INTERMEDIATE LEAGUE | <u>GP</u> | <u>W</u> | <u>L</u> | <u>T</u> | <u>GF</u> | <u>GA</u> | <u>PTS</u> |
|---------------------|-----------|----------|----------|----------|-----------|-----------|------------|
| Port Moody          |           |          |          |          |           |           |            |
| Burquitlam          |           |          |          |          |           |           |            |
| Mallairdville       |           |          |          |          |           |           |            |

### 1916

*Organised Lacrosse in British Columbia suspended operations for the duration of World War One*

### PATRIOTIC OLD-TIMER EXHIBITIONS

Vancouver Old-Timers defeated New Westminster Old Timers 6-2

Vancouver All-Star Easterners defeated Vancouver Homebrews 5-3

### 1917

*Organised Lacrosse in British Columbia suspended operations for the duration of World War One*

| PATRIOTIC LACROSSE SERIES     | <u>GP</u> | <u>W</u> | <u>L</u> | <u>T</u> | <u>GF</u> | <u>GA</u> | <u>PTS</u> |
|-------------------------------|-----------|----------|----------|----------|-----------|-----------|------------|
| New Westminster / Maple Leafs | 5         | 3        | 2        | 0        | 26        | 20        |            |
| Vancouver Patriotic Club      | 5         | 2        | 3        | 0        | 20        | 26        |            |

## 1918 MAINLAND LACROSSE ASSOCIATION

| PROFESSIONAL LEAGUE           | <u>GP</u> | <u>W</u> | <u>L</u> | <u>T</u> | <u>GF</u> | <u>GA</u> | <u>PTS</u> |
|-------------------------------|-----------|----------|----------|----------|-----------|-----------|------------|
| Vancouver Green Shirts*       | 8         | 6        | 2        | 0        | 61        | 50        | 12         |
| New Westminster Salmonbellies | 8         | 2        | 6        | 0        | 50        | 61        | 4          |

*At the BCLA Annual Meetings on May 8 and 15, 1919, the Minto Cup Trustees and British Columbia Lacrosse Association refused to recognise the results of the Vancouver-New Westminster 1918 series as being official. Vancouver won the Mainland Lacrosse Association series but was not awarded the Minto Cup. Vancouver claimed that they were in perfect order to organize a new league in lieu of the BCLA, which had suspended operations for the duration of World War One. New Westminster disagreed and claimed (after the fact) that their club did not actually operate in 1918.*

## 1918 VANCOUVER AMATEUR LACROSSE ASSOCIATION

| SENIOR LEAGUE                      | <u>GP</u> | <u>W</u> | <u>L</u> | <u>T</u> | <u>GF</u> | <u>GA</u> | <u>PTS</u> |
|------------------------------------|-----------|----------|----------|----------|-----------|-----------|------------|
| Vancouver Coughlans Shipyards AAA* | 6         | 4        | 0        | 2        | 30        | 12        | 8          |
| New Westminster Salmonbellies      | 6         | 0        | 4        | 2        | 12        | 30        | 2          |

*New Westminster defaulted final game of the schedule and not included in standings*

### PLAYOFF

Vancouver Coughlans Shipyards defeated North Vancouver Squamish Indians 6-4

### MANN CUP – CANADIAN SENIOR LACROSSE CHAMPIONSHIP

Vancouver Coughlans Shipyards defeated Winnipeg Argonauts in two-game series 10-4 (6-2, 4-2)

| JUNIOR LEAGUE                          | <u>GP</u> | <u>W</u> | <u>L</u> | <u>T</u> | <u>GF</u> | <u>GA</u> | <u>PTS</u> |
|--|-----------|----------|----------|----------|-----------|-----------|------------|
| Vancouver Seaforths United*            | 6         | 6        | 0        | 0        | 33        | 12        | 12         |
| Vancouver Adanacs                      | 6         | 2        | 4        | 0        | 35        | 14        | 4          |
| Vancouver West Ends / Vancouver Towers | 5         | 1        | 3        | 1        | 8         | 21        | 3          |
| North Vancouver Squamish Indians       | 5         | 1        | 3        | 1        | 3         | 33        | 3          |

*Vancouver West Ends renamed Vancouver Towers in mid-season on July 4, 1918*

*The 1918 Junior Standings are based on two versions, as they appeared printed in the Vancouver Daily Province on August 2, 1918 and August 8-9, 1918. Goal totals do not add up and are off by one goal - however individual game scores are impossible to confirm due to the very poor condition and unreadable state of available microfilm. The standings do contain defaulted games by Vancouver Towers and Vancouver Adanacs occurring at the end of the season.*

## 1919 BRITISH COLUMBIA LACROSSE ASSOCIATION

| PROFESSIONAL LEAGUE – MINTO CUP | <u>GP</u> | <u>W</u> | <u>L</u> | <u>T</u> | <u>GF</u> | <u>GA</u> | <u>PTS</u> |
|---------------------------------|-----------|----------|----------|----------|-----------|-----------|------------|
| New Westminster Salmonbellies*  | 12        | 7        | 5        | 0        | 44        | 39        | 14         |
| Vancouver Terminals             | 12        | 5        | 7        | 0        | 39        | 44        | 10         |

## 1919 PACIFIC COAST AMATEUR LACROSSE ASSOCIATION

| SENIOR LEAGUE                  | <u>GP</u> | <u>W</u> | <u>L</u> | <u>T</u> | <u>GF</u> | <u>GA</u> | <u>PTS</u> |
|--------------------------------|-----------|----------|----------|----------|-----------|-----------|------------|
| Victoria Foundation Shipyards* | 7         | 6        | 1        | 0        | 51        | 34        | 12         |
| New Westminster Salmonbellies  | 7         | 3        | 4        | 0        | 49        | 51        | 6          |
| Vancouver Athletic Club        | 6         | 1        | 5        | 0        | 28        | 43        | 2          |

*Final game of schedule not played*

### MANN CUP PLAYOFFS – in Winnipeg

Edmonton Eskimos defeated Lawson 13-3

Winnipegs defeated Toronto St. Simons Anglicans 16-11 (8-7, 8-4)

Victoria Foundation Shipyards defeated Edmonton Eskimos 28-5 (19-4, 9-1)

### MANN CUP – CANADIAN SENIOR CHAMPIONSHIP

Victoria Foundation Shipyards defeated Winnipegs 17-7

### 1919 VANCOUVER AMATEUR LACROSSE ASSOCIATION

| SENIOR LEAGUE                     | <u>GP</u> | <u>W</u> | <u>L</u> | <u>T</u> | <u>GF</u> | <u>GA</u> | <u>PTS</u> |
|-----------------------------------|-----------|----------|----------|----------|-----------|-----------|------------|
| Vancouver National Athletic Club* | 9         | 5        | 4        | 0        |           |           | 10         |
| North Vancouver Squamish Indians  | 7         | 4        | 3        | 0        |           |           | 8          |
| Vancouver Native Sons             | 8         | 3        | 5        | 0        |           |           | 6          |

| INTERMEDIATE LEAGUE              | <u>GP</u> | <u>W</u> | <u>L</u> | <u>T</u> | <u>GF</u> | <u>GA</u> | <u>PTS</u> |
|----------------------------------|-----------|----------|----------|----------|-----------|-----------|------------|
| Eburne                           |           |          |          |          |           |           |            |
| Vancouver National Athletic Club |           |          |          |          |           |           |            |
| Vancouver Fairview               |           |          |          |          |           |           |            |

### 1919 NORTH OKANAGAN LACROSSE LEAGUE

|           | <u>GP</u> | <u>W</u> | <u>L</u> | <u>T</u> | <u>GF</u> | <u>GA</u> | <u>PTS</u> |
|-----------|-----------|----------|----------|----------|-----------|-----------|------------|
| Armstrong | 6         | 6        | 0        | 0        | 47        | 22        | 12         |
| Kelowna   | 6         | 2        | 4        | 0        | 24        | 35        | 4          |
| Vernon    | 6         | 1        | 5        | 0        | 21        | 35        | 2          |

### 1920 BRITISH COLUMBIA LACROSSE ASSOCIATION

| PROFESSIONAL LEAGUE – MINTO CUP | <u>GP</u> | <u>W</u> | <u>L</u> | <u>T</u> | <u>GF</u> | <u>GA</u> | <u>PTS</u> |
|---------------------------------|-----------|----------|----------|----------|-----------|-----------|------------|
| New Westminster Salmonbellies   | 14        | 7        | 6        | 1        | 83        | 71        | 15         |
| Vancouver Terminals*            | 14        | 6        | 7        | 1        | 71        | 83        | 13         |

*New Westminster Salmonbellies defeated Vancouver Terminals 3-2 in overtime during the season opener on May 15, 1920. Vancouver later protested the result on account of a disallowed goal scored (acknowledged by New Westminster). The protest was awarded and the result was changed to a 3-3 draw.*

*September 11, 1920 match postponed to September 15, then again to September 18 before it was cancelled. The clubs then agreed to a playoff series to be held in New Westminster at the end of the month*

#### PLAYOFF

Vancouver Terminals defeated New Westminster Salmonbellies in three-game, total-goals series 13-11 (5-5, 7-2, 1-4)

### 1920 PACIFIC COAST AMATEUR LACROSSE ASSOCIATION

| SENIOR LEAGUE                  | <u>GP</u> | <u>W</u> | <u>L</u> | <u>T</u> | <u>GF</u> | <u>GA</u> | <u>PTS</u> |
|--------------------------------|-----------|----------|----------|----------|-----------|-----------|------------|
| New Westminster Salmonbellies* | 8         | 6        | 0        | 2        | 49        | 28        | 14         |
| Vancouver Athletic Club        | 8         | 1        | 6        | 1        | 32        | 41        | 3          |
| Victoria Foundation Shipyards  | 4         | 1        | 2        | 1        | 14        | 26        | 3          |

*Victoria Foundation Shipyards withdrew on June 18, 1920*

#### OKANAGAN EXHIBITION TOUR

Vernon & Armstrong Combines defeated New Westminster Salmonbellies 8-5

New Westminster Salmonbellies defeated Vernon 9-2

New Westminster Salmonbellies defeated Kelowna 8-1

New Westminster Salmonbellies defeated Okanagan All-Stars 15-2

#### EXHIBITION

Vancouver Terminals defeated Vancouver Athletic Club 11-2 in exhibition match

### 1920 VANCOUVER AMATEUR LACROSSE ASSOCIATION

| SENIOR LEAGUE                            | <u>GP</u> | <u>W</u> | <u>L</u> | <u>T</u> | <u>GF</u> | <u>GA</u> | <u>PTS</u> |
|--|-----------|----------|----------|----------|-----------|-----------|------------|
| Richmond Farmers*                        | 11        | 8        | 2        | 1        | 45        | 23        | 17         |
| Vancouver National Athletic Club         | 11        | 5        | 6        | 0        | 25        | 40        | 10         |
| ILA Longshoremen                         | 11        | 4        | 6        | 1        | 31        | 36        | 9          |
| Vancouver Great War Veterans Association | 11        | 4        | 7        | 0        | 31        | 33        | 8          |

*Abandoned Vancouver Great War Veterans Association vs. ILA Longshoremen 2-1 match included in standings  
Vancouver National Athletic Club vs. ILA Longshoremen 4-4 tie not included in standings*

| VANCOUVER CITY INTERMEDIATE LEAGUE | <u>GP</u> | <u>W</u> | <u>L</u> | <u>T</u> | <u>GF</u> | <u>GA</u> | <u>PTS</u> |
|------------------------------------|-----------|----------|----------|----------|-----------|-----------|------------|
| Vancouver National Athletic Club   | 9         | 5        | 3        | 1        | 26        | 22        | 11         |
| Richmond Farmers                   | 9         | 3        | 5        | 1        | 22        | 26        | 7          |

*Standings include replay of tied game*

#### 1920 NEW WESTMINSTER & DISTRICT LACROSSE ASSOCIATION

| NEW WESTMINSTER INTERMEDIATE LEAGUE | <u>GP</u> | <u>W</u> | <u>L</u> | <u>T</u> | <u>GF</u> | <u>GA</u> | <u>PTS</u> |
|-------------------------------------|-----------|----------|----------|----------|-----------|-----------|------------|
| Burnaby                             |           |          |          |          |           |           |            |
| New Westminster East End            |           |          |          |          |           |           |            |
| Sapperton                           |           |          |          |          |           |           |            |
| New Westminster West End            |           |          |          |          |           |           |            |
| Burquitlam                          |           |          |          |          |           |           |            |

#### 1921 BRITISH COLUMBIA LACROSSE ASSOCIATION

| PROFESSIONAL LEAGUE – MINTO CUP | <u>GP</u> | <u>W</u> | <u>L</u> | <u>T</u> | <u>GF</u> | <u>GA</u> | <u>PTS</u> |
|---------------------------------|-----------|----------|----------|----------|-----------|-----------|------------|
| New Westminster Salmonbellies*  | 18        | 10       | 8        | 0        | 117       | 103       | 20         |
| Vancouver Terminals             | 18        | 8        | 10       | 0        | 103       | 117       | 16         |

#### 1921 PACIFIC COAST LACROSSE ASSOCIATION

| PROFESSIONAL LEAGUE     | <u>GP</u> | <u>W</u> | <u>L</u> | <u>T</u> | <u>GF</u> | <u>GA</u> | <u>PTS</u> |
|-------------------------|-----------|----------|----------|----------|-----------|-----------|------------|
| Vancouver Lacrosse Club | 5         | 4        | 0        | 1        | 38        | 19        | 9          |
| Victoria Capitals       | 5         | 0        | 4        | 1        | 19        | 38        | 1          |

*Pacific Coast Lacrosse Association disbanded on June 13, 1921*

#### 1921 PACIFIC COAST AMATEUR LACROSSE ASSOCIATION

| SENIOR LEAGUE                  | <u>GP</u> | <u>W</u> | <u>L</u> | <u>T</u> | <u>GF</u> | <u>GA</u> | <u>PTS</u> |
|--------------------------------|-----------|----------|----------|----------|-----------|-----------|------------|
| New Westminster Salmonbellies* | 8         | 6        | 1        | 1        | 40        | 23        | 13         |
| Vancouver Athletic Club        | 8         | 4        | 3        | 1        | 31        | 25        | 9          |
| Richmond Farmers               | 8         | 1        | 7        | 0        | 19        | 42        | 2          |

#### 1921 VANCOUVER AMATEUR LACROSSE ASSOCIATION

| SENIOR LEAGUE                    | <u>GP</u> | <u>W</u> | <u>L</u> | <u>T</u> | <u>GF</u> | <u>GA</u> | <u>PTS</u> |
|----------------------------------|-----------|----------|----------|----------|-----------|-----------|------------|
| Vancouver National Athletic Club |           |          |          |          |           |           |            |
| Richmond Farmers                 |           |          |          |          |           |           |            |
| Vancouver Reliable Furniture     |           |          |          |          |           |           |            |
| ILA Squamish Indians             |           |          |          |          |           |           |            |

#### 1921 NEW WESTMINSTER & DISTRICT LACROSSE ASSOCIATION

| NEW WESTMINSTER INTERMEDIATE LEAGUE | <u>GP</u> | <u>W</u> | <u>L</u> | <u>T</u> | <u>GF</u> | <u>GA</u> | <u>PTS</u> |
|-------------------------------------|-----------|----------|----------|----------|-----------|-----------|------------|
| Sapperton                           | 6         | 5        | 1        | 0        | 37        | 20        | 10         |
| Burnaby*                            | 6         | 3        | 1        | 2        | 33        | 18        | 8          |
| New Westminster West Ends           | 6         | 1        | 3        | 2        | 17        | 26        | 4          |
| New Westminster East Ends           | 6         | 0        | 4        | 2        | 10        | 33        | 2          |

#### PLAYOFF

Burnaby defeated Sapperton 5-2

#### BRITISH COLUMBIA INTERMEDIATE CHAMPIONSHIP

Squamish Indians defeated Musqueam Indians ?-1 (*scorekeeper lost count!*)

Squamish Indians defeated Burnaby 10-3

## 1922 BRITISH COLUMBIA LACROSSE ASSOCIATION

| PROFESSIONAL LEAGUE – MINTO CUP | <u>GP</u> | <u>W</u> | <u>L</u> | <u>T</u> | <u>GF</u> | <u>GA</u> | <u>PTS</u> |
|---------------------------------|-----------|----------|----------|----------|-----------|-----------|------------|
| New Westminster Salmonbellies*  | 16        | 9        | 7        | 0        | 70        | 84        | 18         |
| Vancouver Terminals             | 16        | 7        | 9        | 0        | 84        | 70        | 14         |

*August 7, 1922 match was cancelled when Vancouver was unable to field a team*

## 1922 BRITISH COLUMBIA AMATEUR LACROSSE ASSOCIATION

| SENIOR LEAGUE                   | <u>GP</u> | <u>W</u> | <u>L</u> | <u>T</u> | <u>GF</u> | <u>GA</u> | <u>PTS</u> |
|---------------------------------|-----------|----------|----------|----------|-----------|-----------|------------|
| Vancouver Lacrosse Club*        | 11        | 7        | 4        | 0        | 45        | 38        | 14         |
| Victoria Capitals Lacrosse Club | 11        | 4        | 7        | 0        | 38        | 45        | 8          |

*Final game of schedule played as an exhibition game and resulted in 1-1 tie*

## 1922 PACIFIC COAST AMATEUR LACROSSE ASSOCIATION

| SENIOR LEAGUE                  | <u>GP</u> | <u>W</u> | <u>L</u> | <u>T</u> | <u>GF</u> | <u>GA</u> | <u>PTS</u> |
|--------------------------------|-----------|----------|----------|----------|-----------|-----------|------------|
| New Westminster Salmonbellies* | 12        | 7        | 4        | 1        | 47        | 25        | 15         |
| Vancouver Elks                 | 12        | 4        | 7        | 1        | 25        | 47        | 9          |

### MANN CUP & KILMARNOCK CUP

New Westminster Salmonbellies defeated Vancouver Lacrosse Club in three-game, total-goals series 9-8 (3-6, 3-1, 3-1\*)

*\*Vancouver refused to take to the field after brawl. New Westminster scored 2 un-opposed goals and awarded the series.*

### EXHIBITION

Vancouver Lacrosse Club defeated Sapperton Lacrosse Club 3-2

## 1922 VANCOUVER AMATEUR LACROSSE ASSOCIATION

| CITY SENIOR AMATEUR LEAGUE             | <u>GP</u> | <u>W</u> | <u>L</u> | <u>T</u> | <u>GF</u> | <u>GA</u> | <u>PTS</u> |
|--|-----------|----------|----------|----------|-----------|-----------|------------|
| ILA Squamish Indians*                  | 15        | 12       | 1        | 2        | 80        | 29        | 26         |
| Collingwood Athletic Club              | 14        | 10       | 3        | 1        | 74        | 34        | 21         |
| Richmond Farmers                       | 13        | 4        | 8        | 1        | 44        | 43        | 9          |
| University of British Columbia Varsity | 12        | 0        | 12       | 0        | 24        | 109       | 0          |
| Vancouver National Athletic Club       | 2         | 0        | 2        | 0        | 1         | 8         | 0          |

*ILA Squamish Indians and Vancouver National Athletic Club withdrew from the league on June 2, 1922*

*ILA Squamish Indians rejoined the league on June 5, 1922*

*Final standings include 3 replayed tie-games and those expunged results involving the Vancouver Nationals*

### PLAYOFFS

Collingwood Athletic Club defeated Richmond Farmers 7-2

ILA Squamish Indians defeated Collingwood Athletic Club in two-game, total-goals series 7-2 (3-1, 4-1)

| VANCOUVER CITY INTERMEDIATE LEAGUE | <u>GP</u> | <u>W</u> | <u>L</u> | <u>T</u> | <u>GF</u> | <u>GA</u> | <u>PTS</u> |
|------------------------------------|-----------|----------|----------|----------|-----------|-----------|------------|
| Vancouver Province Bluebirds*      |           |          |          |          |           |           |            |
| ILA Squamish Indians               |           |          |          |          |           |           |            |
| Richmond Farmers                   |           |          |          |          |           |           |            |

### PLAYOFF

Vancouver Province Bluebirds defeated ILA Squamish Indians in two-game, total-goals series 9-1 (6-1, 3-0)

## 1922 NEW WESTMINSTER & DISTRICT LACROSSE ASSOCIATION

| NEW WESTMINSTER INTERMEDIATE LEAGUE  | <u>GP</u> | <u>W</u> | <u>L</u> | <u>T</u> | <u>GF</u> | <u>GA</u> | <u>PTS</u> |
|--------------------------------------|-----------|----------|----------|----------|-----------|-----------|------------|
| Sapperton Lacrosse Club*             | 6         | 5        | 1        | 0        | 30        | 13        | 10         |
| New Westminster West Ends            | 6         | 3        | 2        | 1        | 20        | 19        | 7          |
| New Westminster Army & Navy Veterans | 6         | 3        | 2        | 1        | 13        | 13        | 7          |
| East Burnaby                         | 6         | 0        | 6        | 0        | 11        | 29        | 0          |

### EXHIBITIONS

Sapperton Lacrosse Club defeated Collingwood Athletic Club 3-1

New Westminster West Ends defeated Port Hammond Indians in two-game series 5-6 (5-6, 0-0\*)

*\* defaulted by Port Hammond Indians*

**1922 LOWER FRASER VALLEY LEAGUE**

|                 | <u>GP</u> | <u>W</u> | <u>L</u> | <u>T</u> | <u>GF</u> | <u>GA</u> | <u>PTS</u> |
|-----------------|-----------|----------|----------|----------|-----------|-----------|------------|
| Westham Island* |           |          |          |          |           |           |            |
| East Delta      |           |          |          |          |           |           |            |
| Ladner          |           |          |          |          |           |           |            |

**1923 BRITISH COLUMBIA LACROSSE ASSOCIATION**

| PROFESSIONAL LEAGUE – MINTO CUP | <u>GP</u> | <u>W</u> | <u>L</u> | <u>T</u> | <u>GF</u> | <u>GA</u> | <u>PTS</u> |
|---------------------------------|-----------|----------|----------|----------|-----------|-----------|------------|
| New Westminster Salmonbellies*  | 15        | 8        | 7        | 0        | 84        | 69        | 16         |
| Vancouver Terminals             | 15        | 7        | 8        | 0        | 69        | 84        | 14         |

*Game of July 28, 1923 postponed and not rescheduled*

*Season abandoned in mid-September 1923 over scheduling dispute with two games remaining*

**1923 BRITISH COLUMBIA COAST LACROSSE ASSOCIATION**

| SENIOR LEAGUE                   |           |          |          |          |           |           |            |
|---------------------------------|-----------|----------|----------|----------|-----------|-----------|------------|
| MAINLAND DIVISION               | <u>GP</u> | <u>W</u> | <u>L</u> | <u>T</u> | <u>GF</u> | <u>GA</u> | <u>PTS</u> |
| New Westminster Salmonbellies*  | 12        | 9        | 1        | 2        | 79        | 23        | 20         |
| Vancouver Native Sons of Canada | 12        | 5        | 4        | 3        | 49        | 51        | 13         |
| North Shore Squamish Indians    | 10        | 2        | 5        | 3        | 34        | 41        | 7          |
| VANCOUVER ISLAND DIVISION       | <u>GP</u> | <u>W</u> | <u>L</u> | <u>T</u> | <u>GF</u> | <u>GA</u> | <u>PTS</u> |
| Victoria Capitals               | 6         | 1        | 5        | 0        | 16        | 42        | 2          |
| Nanaimo Hornets                 | 2         | 0        | 2        | 0        | 3         | 24        | 0          |

*Nanaimo Hornets withdrew from league on July 20, 1923*

**MANN CUP PLAYOFF**

New Westminster Salmonbellies defeated Victoria Capitals in two-game, total-goals series 8-4 (1-2, 7-2)

**1924 BRITISH COLUMBIA LACROSSE ASSOCIATION**

| PROFESSIONAL LEAGUE – MINTO CUP | <u>GP</u> | <u>W</u> | <u>L</u> | <u>T</u> | <u>GF</u> | <u>GA</u> | <u>PTS</u> |
|---------------------------------|-----------|----------|----------|----------|-----------|-----------|------------|
| New Westminster Salmonbellies*  | 4         | 2        | 1        | 1        | 22        | 12        | 5          |
| Vancouver Terminals             | 4         | 1        | 2        | 1        | 12        | 22        | 3          |

*Season abandoned when Vancouver Terminals withdrew from league on June 2, 1924*

**1924 BRITISH COLUMBIA COAST LACROSSE ASSOCIATION**

| SENIOR LEAGUE                   | <u>GP</u> | <u>W</u> | <u>L</u> | <u>T</u> | <u>GF</u> | <u>GA</u> | <u>PTS</u> |
|---------------------------------|-----------|----------|----------|----------|-----------|-----------|------------|
| New Westminster Salmonbellies*  | 13        | 9        | 2        | 2        | 60        | 27        | 20         |
| North Shore Athletics           | 13        | 6        | 5        | 2        | 34        | 44        | 14         |
| Vancouver Native Sons of Canada | 13        | 4        | 9        | 0        | 37        | 51        | 8          |
| Victoria Garrison               | 3         | 0        | 3        | 0        | 4         | 13        | 0          |

*Victoria Garrison withdrew from competition on July 29, 1924*

**1924 VANCOUVER AMATEUR LACROSSE ASSOCIATION**

| SENIOR LEAGUE       | <u>GP</u> | <u>W</u> | <u>L</u> | <u>T</u> | <u>GF</u> | <u>GA</u> | <u>PTS</u> |
|---------------------|-----------|----------|----------|----------|-----------|-----------|------------|
| Richmond Farmers    | 2         | 2        | 0        | 0        | 4         | 2         | 4          |
| Vancouver Olympics  | 2         | 0        | 2        | 0        | 2         | 4         | 0          |
| Vancouver Nationals | 0         | 0        | 0        | 0        | 0         | 0         | 0          |

*Schedule abandoned when league merged with the New Westminster and District Intermediate League*

VANCOUVER CITY & NEW WESTMINSTER AND DISTRICT

| INTERMEDIATE LEAGUE                  | <u>GP</u> | <u>W</u> | <u>L</u> | <u>T</u> | <u>GF</u> | <u>GA</u> | <u>PTS</u> |
|--------------------------------------|-----------|----------|----------|----------|-----------|-----------|------------|
| Vancouver Olympics                   |           |          |          |          |           |           |            |
| Richmond Farmers                     |           |          |          |          |           |           |            |
| Westham Island                       |           |          |          |          |           |           |            |
| New Westminster Army & Navy Veterans |           |          |          |          |           |           |            |
| Sapperton                            |           |          |          |          |           |           |            |

OTHER SERIES & EXHIBITIONS

Ocean Falls defeated Prince Rupert in two-game, total-goals series 27-12 (17-7, 10-5)  
 New Westminster Senior Amateurs defeated Chilliwack City 6-1

**1925 BRITISH COLUMBIA COAST LACROSSE ASSOCIATION**

| SENIOR 'A' LEAGUE              | <u>GP</u> | <u>W</u> | <u>L</u> | <u>T</u> | <u>GF</u> | <u>GA</u> | <u>PTS</u> |
|--------------------------------|-----------|----------|----------|----------|-----------|-----------|------------|
| New Westminster Salmonbellies* | 14        | 9        | 5        | 0        | 65        | 51        | 18         |
| Vancouver Indians              | 14        | 5        | 9        | 0        | 51        | 65        | 10         |

*Proposed 'All-Canadians' club withdrew prior to commencement of season  
 Vancouver Indians protested game on July 16, 1925. Vancouver Indians refused to take to the field during overtime and New Westminster Salmonbellies scored one un-opposed goal to win the game.*

| SENIOR 'B' LEAGUE                    | <u>GP</u> | <u>W</u> | <u>L</u> | <u>T</u> | <u>GF</u> | <u>GA</u> | <u>PTS</u> |
|--------------------------------------|-----------|----------|----------|----------|-----------|-----------|------------|
| Richmond Farmers                     |           |          |          |          |           |           |            |
| Vancouver Native Sons                |           |          |          |          |           |           |            |
| Westham Island                       |           |          |          |          |           |           |            |
| New Westminster Army & Navy Veterans |           |          |          |          |           |           |            |

*New Westminster Army & Navy Veterans defaulted game and withdrew from league on August 6, 1925  
 Westham Island suspended by Amateur Athletic Union of Canada*

**1926 BRITISH COLUMBIA AMATEUR LACROSSE ASSOCIATION**

| VANCOUVER & DISTRICT SENIOR LEAGUE | <u>GP</u> | <u>W</u> | <u>L</u> | <u>T</u> | <u>GF</u> | <u>GA</u> | <u>PTS</u> |
|------------------------------------|-----------|----------|----------|----------|-----------|-----------|------------|
| Richmond Farmers*                  | 8         | 6        | 2        | 0        | 25        | 17        | 12         |
| New Westminster Salmonbellies      | 8         | 5        | 3        | 0        | 33        | 25        | 10         |
| Vancouver Lacrosse Club            | 8         | 1        | 7        | 0        | 17        | 33        | 2          |

PLAYOFF

Richmond Farmers defeated New Westminster Salmonbellies in two-game, total-goals series 7-6 (3-5, 4-1)

KILMARNOCK CUP

Ocean Falls Amateur Athletic Association defeated Richmond Farmers in two-game, total-goals series 9-7 (6-6, 3-2)

EXHIBITION

Vancouver Indians defeated Seattle Amateur Lacrosse Association 7-6

WESTERN CANADA FINAL

Winnipeg Tammany Tigers defeated Ocean Falls Amateur Athletic Association in two-game, total-goals series 13-12 (5-6, 8-6)

EASTERN CANADA FINAL

Weston Westonmen defeated Nationals (W-N)

MANN CUP – CANADIAN SENIOR CHAMPIONSHIP

Weston Westonmen defeated Winnipeg Tammany Tigers in two-game, total-goals series 22-6 (11-3, 11-3)

### 1927 BRITISH COLUMBIA AMATEUR LACROSSE ASSOCIATION

| VANCOUVER & DISTRICT SENIOR LEAGUE | <u>GP</u> | <u>W</u> | <u>L</u> | <u>T</u> | <u>GF</u> | <u>GA</u> | <u>PTS</u> |
|------------------------------------|-----------|----------|----------|----------|-----------|-----------|------------|
| New Westminster Salmonbellies*     | 12        | 10       | 1        | 1        | 79        | 23        | 21         |
| Richmond Farmers                   | 12        | 7        | 4        | 1        | 31        | 31        | 15         |
| Vancouver Province Bluebirds       | 12        | 0        | 12       | 0        | 15        | 71        | 0          |

*Vancouver Province Bluebirds defaulted final two games to Richmond Farmers*

#### KILMARNOCK CUP

New Westminster Salmonbellies defeated Richmond Farmers in two-game, total-goals series 17-0 (9-0, 7-0)

#### DOMINION PLAYOFFS

Weston Westonmen defeated Montréal Celtics 18-5

Weston Westonmen defeated Winnipeg Argonauts in two-game, total-goals series 17-9 (11-2, 6-7)

Weston Westonmen defeated Edmonton Native Sons 13-3

#### MANN CUP – CANADIAN SENIOR CHAMPIONSHIP

New Westminster Salmonbellies defeated Weston Westonmen 2 games to 0 (6-3, 6-5)

### 1928 BRITISH COLUMBIA AMATEUR LACROSSE ASSOCIATION

*No senior-level league play in British Columbia on account of the New Westminster Salmonbellies representing Canada in the lacrosse demonstration at the Olympic Games in Amsterdam*

#### WESTERN CANADA FINAL

Winnipeg Wellingtons defeated Edmonton Native Sons 13-1

#### EASTERN CANADA FINAL

Ottawa Emmetts defeated Montréal Celtic in two-game, total-goals series (4-6, O-M)

#### MANN CUP – CANADIAN SENIOR CHAMPIONSHIP

Ottawa Emmetts defeated Winnipeg Wellingtons 2 games to 1 plus 1 tie (8-3, 5-5, 2-4, 5-2)

### 1929 BRITISH COLUMBIA AMATEUR LACROSSE ASSOCIATION

| KILMARNOCK CUP                 | <u>GP</u> | <u>W</u> | <u>L</u> | <u>T</u> | <u>GF</u> | <u>GA</u> | <u>PTS</u> |
|--------------------------------|-----------|----------|----------|----------|-----------|-----------|------------|
| New Westminster Salmonbellies* | 8         | 6        | 2        | 0        | 48        | 25        | 12         |
| Vancouver Waterfront Workers   | 8         | 2        | 6        | 0        | 25        | 48        | 4          |

*Vancouver Waterfront Workers defaulted final game and withdrew from competition on August 3, 1929*

#### ONTARIO LACROSSE ASSOCIATION FINAL

Oshawa General Motors defeated Brampton Excelsiors 2 games to 0 (4-0, 5-3)

#### OTTAWA VALLEY LEAGUE FINAL

Ottawa Madisons defeated Parkdale 2 games to 0 plus 1 tie (1-1, 7-0, 7-1)

#### ONTARIO-QUÉBEC LEAGUE FINAL

Montréal Columbus defeated Ottawa Emmetts in two-game, total-goals series 18-6 (9-5, 9-1)

#### EASTERN CANADA SEMI-FINAL

Ottawa Madisons defeated Montréal Columbus 5-4

#### EASTERN CANADA FINAL

Oshawa General Motors defeated Ottawa Madisons 15-1

#### DOMINION PLAYOFFS

Oshawa General Motors defeated Winnipeg Argonauts 6-4

Oshawa General Motors defeated Edmonton Native Sons 14-1

#### MANN CUP – CANADIAN SENIOR CHAMPIONSHIP

Oshawa General Motors defeated New Westminster Salmonbellies 2 games to 0 (9-5, 2-1)



**1930 BRITISH COLUMBIA AMATEUR LACROSSE ASSOCIATION**

|                                | <u>GP</u> | <u>W</u> | <u>L</u> | <u>T</u> | <u>GF</u> | <u>GA</u> | <u>PTS</u> |
|--------------------------------|-----------|----------|----------|----------|-----------|-----------|------------|
| KILMARNOCK CUP                 |           |          |          |          |           |           |            |
| New Westminster Salmonbellies* | 11        | 8        | 2        | 1        | 63        | 27        | 17         |
| Vancouver Lacrosse Club        | 11        | 2        | 8        | 1        | 27        | 63        | 5          |

*Final game of schedule cancelled*

**ALBERTA PROVINCIAL CHAMPIONSHIP**

Edmonton Native Sons defeated Medicine Hat

**DOMINION PLAYOFF**

New Westminster Salmonbellies defeated Edmonton Native Sons 17-0

**WESTERN CANADA FINAL**

New Westminster Salmonbellies defeated Winnipeg Argonauts in two-game, total-goals series 17-8 (9-6, 8-2)

**ONTARIO-QUÉBEC LEAGUE FINAL**

Montréal Amateur Athletic Association defeated Montréal Columbus 6-3 (3-3, 3-0)

**EASTERN CANADA FINAL**

Brampton Excelsiors defeated Montréal Amateur Athletic Association 4-1

**MANN CUP – CANADIAN SENIOR CHAMPIONSHIP**

Brampton Excelsiors defeated New Westminster Salmonbellies 2 games to 1 (8-1, 4-5, 4-1)

**1931 BRITISH COLUMBIA AMATEUR LACROSSE ASSOCIATION**

|                                | <u>GP</u> | <u>W</u> | <u>L</u> | <u>T</u> | <u>GF</u> | <u>GA</u> | <u>PTS</u> |
|--------------------------------|-----------|----------|----------|----------|-----------|-----------|------------|
| CITY SENIOR LEAGUE             |           |          |          |          |           |           |            |
| New Westminster Salmonbellies* | 14        | 11       | 1        | 2        | 91        | 41        | 24         |
| Vancouver Home Oil             | 14        | 1        | 11       | 2        | 41        | 91        | 4          |

*Final game of schedule result unknown - either not reported or not played*

**BRITISH COLUMBIA PROVINCIAL CHAMPIONSHIP**

New Westminster Salmonbellies defeated North Vancouver Squamish Indians 22-9 (7-6, 15-3)

**MANITOBA PROVINCIAL CHAMPIONSHIP**

Winnipeg Wellingtons defeated Winnipeg Argonauts 5 games to 3

**ONATRIO PROVINCIAL CHAMPIONSHIP**

Brampton Excelsiors defeated Toronto Native Sons 2 games to 1 (6-3, 3-5, 10-2)

**EASTERN CANADA SEMI-FINAL**

Montréal Amateur Athletic Association defeated Oshawa Shamrocks 18-8 (9-3, 9-5)

**EASTERN CANADA FINAL**

Brampton Excelsiors defeated Montréal Amateur Athletic Association 6-2

**DOMINION PLAYOFFS**

Brampton Excelsiors defeated Winnipeg Wellingtons 7-3 (5-2, 2-0)

Brampton Excelsiors defeated Calgary All-Stars 8-5

**MANN CUP – CANADIAN SENIOR CHAMPIONSHIP**

Brampton Excelsiors defeated New Westminster Salmonbellies 2 games to 1 (8-4, 3-7, 4-3)

## PROFESSIONAL CLUB RECORDS – BY SEASON

### VANCOUVER LACROSSE CLUB (1888-1915)

|             |                                | <u>GP</u> | <u>W</u> | <u>L</u> | <u>T</u> | <u>GF</u> | <u>GA</u> | <u>PTS</u> |
|-------------|--------------------------------|-----------|----------|----------|----------|-----------|-----------|------------|
| 1909        | Vancouver Lacrosse Club        | 10        | 3        | 7        | 0        | 65        | 69        | 6          |
| 1910        | Vancouver Lacrosse Club        | 11        | 3        | 8        | 0        | 38        | 52        | 6          |
| <b>1911</b> | <b>Vancouver Lacrosse Club</b> | <b>10</b> | <b>5</b> | <b>5</b> | <b>0</b> | <b>47</b> | <b>45</b> | <b>10</b>  |
| 1912        | Vancouver Lacrosse Club        | 16        | 4        | 12       | 0        | 58        | 77        | 8          |
| 1913        | Vancouver Lacrosse Club        | 7         | 2        | 5        | 0        | 32        | 47        | 4          |
| 1914        | <i>suspended operations</i>    |           |          |          |          |           |           |            |
| 1915        | Vancouver Lacrosse Club        | 11        | 4        | 7        | 0        | 68        | 91        | 8          |

### NEW WESTMINSTER SALMONBELLIES (1889-1924)

|             |                                      | <u>GP</u> | <u>W</u>  | <u>L</u> | <u>T</u> | <u>GF</u>  | <u>GA</u>  | <u>PTS</u> |
|-------------|--------------------------------------|-----------|-----------|----------|----------|------------|------------|------------|
| <b>1909</b> | <b>New Westminster Salmonbellies</b> | <b>10</b> | <b>7</b>  | <b>3</b> | <b>0</b> | <b>69</b>  | <b>65</b>  | <b>14</b>  |
| <b>1910</b> | <b>New Westminster Salmonbellies</b> | <b>11</b> | <b>8</b>  | <b>3</b> | <b>0</b> | <b>52</b>  | <b>38</b>  | <b>16</b>  |
| 1911        | New Westminster Salmonbellies        | 10        | 5         | 5        | 0        | 45         | 47         | 10         |
| <b>1912</b> | <b>New Westminster Salmonbellies</b> | <b>16</b> | <b>12</b> | <b>4</b> | <b>0</b> | <b>77</b>  | <b>58</b>  | <b>24</b>  |
| <b>1913</b> | <b>New Westminster Salmonbellies</b> | <b>7</b>  | <b>5</b>  | <b>2</b> | <b>0</b> | <b>47</b>  | <b>32</b>  | <b>10</b>  |
| <b>1914</b> | <b>New Westminster Salmonbellies</b> | <b>6</b>  | <b>3</b>  | <b>3</b> | <b>0</b> | <b>36</b>  | <b>33</b>  | <b>6</b>   |
| <b>1915</b> | <b>New Westminster Salmonbellies</b> | <b>11</b> | <b>7</b>  | <b>4</b> | <b>0</b> | <b>91</b>  | <b>68</b>  | <b>14</b>  |
| 1916        | <i>suspended operations</i>          |           |           |          |          |            |            |            |
| 1917        | <i>suspended operations</i>          |           |           |          |          |            |            |            |
| 1918        | New Westminster Salmonbellies (MLA)  | 8         | 2         | 6        | 0        | 50         | 61         | 4          |
| <b>1919</b> | <b>New Westminster Salmonbellies</b> | <b>12</b> | <b>7</b>  | <b>5</b> | <b>0</b> | <b>44</b>  | <b>39</b>  | <b>14</b>  |
| 1920        | New Westminster Salmonbellies        | 14        | 7         | 6        | 1        | 83         | 71         | 15         |
| <b>1921</b> | <b>New Westminster Salmonbellies</b> | <b>18</b> | <b>10</b> | <b>8</b> | <b>0</b> | <b>117</b> | <b>103</b> | <b>20</b>  |
| <b>1922</b> | <b>New Westminster Salmonbellies</b> | <b>16</b> | <b>9</b>  | <b>7</b> | <b>0</b> | <b>70</b>  | <b>84</b>  | <b>18</b>  |
| <b>1923</b> | <b>New Westminster Salmonbellies</b> | <b>15</b> | <b>8</b>  | <b>7</b> | <b>0</b> | <b>84</b>  | <b>69</b>  | <b>16</b>  |
| <b>1924</b> | <b>New Westminster Salmonbellies</b> | <b>4</b>  | <b>2</b>  | <b>1</b> | <b>1</b> | <b>22</b>  | <b>12</b>  | <b>5</b>   |

### VANCOUVER ATHLETICS (1914)

|      |                     | <u>GP</u> | <u>W</u> | <u>L</u> | <u>T</u> | <u>GF</u> | <u>GA</u> | <u>PTS</u> |
|------|---------------------|-----------|----------|----------|----------|-----------|-----------|------------|
| 1914 | Vancouver Athletics | 6         | 3        | 3        | 0        | 33        | 36        | 6          |

### VANCOUVER 'GREEN SHIRTS' (1918)

|             |                                     | <u>GP</u> | <u>W</u> | <u>L</u> | <u>T</u> | <u>GF</u> | <u>GA</u> | <u>PTS</u> |
|-------------|-------------------------------------|-----------|----------|----------|----------|-----------|-----------|------------|
| <b>1918</b> | <b>Vancouver Green Shirts (MLA)</b> | <b>8</b>  | <b>6</b> | <b>2</b> | <b>0</b> | <b>61</b> | <b>50</b> | <b>12</b>  |

### VANCOUVER TERMINALS (1919-1924)

|             |                            | <u>GP</u> | <u>W</u> | <u>L</u> | <u>T</u> | <u>GF</u> | <u>GA</u> | <u>PTS</u> |
|-------------|----------------------------|-----------|----------|----------|----------|-----------|-----------|------------|
| 1919        | Vancouver Terminals        | 12        | 5        | 7        | 0        | 39        | 44        | 10         |
| <b>1920</b> | <b>Vancouver Terminals</b> | <b>14</b> | <b>6</b> | <b>7</b> | <b>1</b> | <b>71</b> | <b>83</b> | <b>13</b>  |
| 1921        | Vancouver Terminals        | 18        | 8        | 10       | 0        | 103       | 117       | 16         |
| 1922        | Vancouver Terminals        | 16        | 7        | 9        | 0        | 84        | 70        | 14         |
| 1923        | Vancouver Terminals        | 15        | 7        | 8        | 0        | 69        | 84        | 14         |
| 1924        | Vancouver Terminals        | 4         | 1        | 2        | 1        | 12        | 22        | 3          |

### VANCOUVER LACROSSE CLUB (1921)

|      |                                | <u>GP</u> | <u>W</u> | <u>L</u> | <u>T</u> | <u>GF</u> | <u>GA</u> | <u>PTS</u> |
|------|--------------------------------|-----------|----------|----------|----------|-----------|-----------|------------|
| 1921 | Vancouver Lacrosse Club (PCLA) | 5         | 4        | 0        | 1        | 38        | 19        | 9          |

### VICTORIA CAPITALS (1921)

|      |                          | <u>GP</u> | <u>W</u> | <u>L</u> | <u>T</u> | <u>GF</u> | <u>GA</u> | <u>PTS</u> |
|------|--------------------------|-----------|----------|----------|----------|-----------|-----------|------------|
| 1921 | Victoria Capitals (PCLA) | 5         | 0        | 4        | 1        | 19        | 38        | 1          |

|   |                  |
|---|------------------|
| <b>B.C.A.L.A. – SENIOR BOX LACROSSE LEAGUE</b>          | <b>1932-1933</b> |
| <b>INTER-CITY LACROSSE LEAGUE</b>                       | <b>1934-1967</b> |
| <b>NATIONAL LACROSSE ASSOCIATION (WESTERN DIVISION)</b> | <b>1968-1968</b> |
| <b>WESTERN LACROSSE ASSOCIATION</b>                     | <b>1969-</b>     |

|              |                                      |   |
|--------------|--------------------------------------|---|
| 1932-1950    | New Westminster Salmonbellies        | <i>renamed New Westminster Commandos</i>            |
| 1932-1932    | North Vancouver Squamish Indians     | <i>suspended operations</i>                         |
| 1932-1932    | Vancouver Athletic Club              | <i>renamed Vancouver Abbotsford Hotel</i>           |
| 1933-1941    | New Westminster Adanacs              | <i>suspended operations</i>                         |
| 1933-1933    | Vancouver Abbotsford Hotel           | <i>folded</i>                                       |
| 1933-1934    | Vancouver St. Helen's Hotel          | <i>transferred to Richmond</i>                      |
| 1934-1935    | Vancouver Province Bluebirds         | <i>renamed Vancouver Home Gas</i>                   |
| 1935-1941    | North Shore Indians                  | <i>suspended operations</i>                         |
| 1935-1936    | Richmond Farmers                     | <i>renamed Richmond-Home Gas Combines</i>           |
| 1936-1936    | Vancouver Home Gas                   | <i>merged with Richmond</i>                         |
| 1937-1937    | Richmond-Home Gas Combines           | <i>renamed Richmond Farmers</i>                     |
| 1937-1937    | Vancouver Burrard Olympics           | <i>renamed Vancouver Burrards</i>                   |
| 1938-1941    | Richmond Farmers                     | <i>renamed Burrard Drydock Wallaces United</i>      |
| 1938-1949    | Vancouver Burrards                   | <i>renamed Vancouver Burrard Westerns</i>           |
| 1942-1942    | North Vancouver SRY Norvans          | <i>folded</i>                                       |
| 1942-1942    | Burrard Drydock Wallaces United      | <i>renamed Richmond Farmers</i>                     |
| 1943-1944    | Vancouver Army                       | <i>folded</i>                                       |
| 1943-1949    | Richmond Farmers                     | <i>transferred to Vancouver-Kerrisdale</i>          |
| 1944-1944    | Vancouver HMCS Discovery Navy        | <i>folded</i>                                       |
| 1945-1945    | Indian Arrows                        | <i>renamed North Shore Indians</i>                  |
| 1945-1950    | New Westminster Adanacs              | <i>merged with New Westminster Salmonbellies</i>    |
| 1946-1951    | North Shore Indians                  | <i>renamed PNE Indians</i>                          |
| 1950-1950    | Richmond-Kerrisdale Farmers          | <i>merged with Vancouver Burrard Westerns</i>       |
| 1950-1950    | Vancouver Burrard Westerns           | <i>renamed Vancouver Combines</i>                   |
| 1950-1982    | Victoria Shamrocks                   | <i>renamed Victoria Payless</i>                     |
| 1951-1954    | Nanaimo Native Sons                  | <i>renamed Nanaimo Timbermen</i>                    |
| 1951-1951    | New Westminster Commandos            | <i>renamed New Westminster Salmonacs</i>            |
| 1951-1951    | Vancouver Combines                   | <i>renamed Vancouver Pilseners</i>                  |
| 1952-1953    | New Westminster Salmonacs            | <i>renamed New Westminster Royals</i>               |
| 1952-1954    | PNE Indians                          | <i>renamed Mount Pleasant Indians</i>               |
| 1952-1958    | Vancouver Pilseners                  | <i>renamed Vancouver Carlings</i>                   |
| 1954-1954    | New Westminster Royals               | <i>renamed New Westminster Salmonbellies</i>        |
| 1955-1955    | Mount Pleasant Indians               | <i>merged with Vancouver Pilseners</i>              |
| 1955-1958    | Nanaimo Timbermen                    | <i>renamed Nanaimo Labatts</i>                      |
| 1955-1958    | New Westminster Salmonbellies        | <i>renamed New Westminster O'Keefes</i>             |
| 1959-1964    | Nanaimo Labatts                      | <i>folded</i>                                       |
| 1959-1966    | New Westminster O'Keefes             | <i>renamed New Westminster Salmonbellies</i>        |
| 1959-1969    | Vancouver Carlings                   | <i>renamed Vancouver Burrards</i>                   |
| 1962-1962    | Burnaby Norburns                     | <i>folded</i>                                       |
| 1965-1967    | Coquitlam Adanacs                    | <i>transferred to Portland</i>                      |
| <b>1966-</b> | <b>New Westminster Salmonbellies</b> |   |
| 1968-1968    | Portland Adanacs                     | <i>transferred to Coquitlam</i>                     |
| <b>1969-</b> | <b>Coquitlam Adanacs</b>             |   |
| 1970-1993    | Vancouver Burrards                   | <i>transferred to Surrey</i>                        |
| 1975-1981    | Nanaimo Timbermen                    | <i>folded</i>                                       |
| 1983-1993    | Victoria Payless                     | <i>renamed Victoria Shamrocks</i>                   |
| 1986-1989    | Richmond Outlaws                     | <i>transferred to Burnaby</i>                       |
| <b>1990-</b> | <b>Burnaby Lakers</b>                |   |
| 1994-1999    | North Shore Indians                  | <i>transferred to Kelowna [Okanagan]</i>            |
| 1994-1995    | Surrey Burrards                      | <i>transferred to Maple Ridge</i>                   |
| <b>1994-</b> | <b>Victoria Shamrocks</b>            |   |
| <b>1996-</b> | <b>Maple Ridge Burrards</b>          |   |
| 2000-2001    | Okanagan Thunder                     | <i>transferred to North Vancouver [North Shore]</i> |
| 2002-2003    | North Shore Thunder                  | <i>transferred to Langley</i>                       |
| <b>2004-</b> | <b>Langley Thunder</b>               |   |
| <b>2005-</b> | <b>Nanaimo Timbermen</b>             |   |

### 1932 BRITISH COLUMBIA AMATEUR LACROSSE ASSOCIATION

| SENIOR BOX LACROSSE LEAGUE        | <u>GP</u> | <u>W</u> | <u>L</u> | <u>T</u> | <u>GF</u> | <u>GA</u> | <u>PTS</u> |
|-----------------------------------|-----------|----------|----------|----------|-----------|-----------|------------|
| North Vancouver Squamish Indians* | 12        | 9        | 3        | 0        | 107       | 63        | 18         |
| Vancouver Athletic Club           | 12        | 5        | 6        | 1        | 78        | 89        | 11         |
| New Westminster Salmonbellies     | 12        | 3        | 8        | 1        | 80        | 113       | 7          |

*New Westminster Salmonbellies defeated North Vancouver Squamish Indians 12-9 in the opening match on July 1, 1932. The Indians protested the game and the BCALA ordered the game to be replayed on July 19, 1932. The July 1, 1932 result is not included in the standings above; the July 19, 1932 replay result is included.*

#### BRITISH COLUMBIA PROVINCIAL CHAMPIONSHIP

North Vancouver Squamish Indians defeated Vancouver Athletic Club 3 games to 1 (4-5, 19-4, 15-7, 16-10 OT)

#### BRITISH COLUMBIA INTERMEDIATE CHAMPIONSHIP

Vancouver Province Bluebirds defeated Vernon Home Gas in two-game, total-goals series 18-2 (8-1, 10-1)

#### ALBERTA PROVINCIAL CHAMPIONSHIP

Calgary Shamrocks defeated Edmonton Native Sons in two-game, total-goals series 15-4 (2-4, 13-0)

#### WESTERN CANADA SEMI-FINAL

North Vancouver Squamish Indians defeated Calgary Shamrocks in two-game, total-goals series 32-11 (17-6, 15-5)

#### WESTERN CANADA FINAL

Winnipeg Argonauts defeated North Vancouver Squamish Indians in two-game, total-goals series 28-19 (12-12, 16-7)

#### ONTARIO PROVINCIAL CHAMPIONSHIP

Mimico Mountaineers defeated Fergus

#### EASTERN CANADA FINAL

Mimico Mountaineers defeated Montréal Club Athlétique Verdun (X-X, 15-3)

#### MANN CUP – CANADIAN SENIOR CHAMPIONSHIP

Mimico Mountaineers defeated Winnipeg Argonauts 2 games to 0 (16-6, 4-2)

### 1933 BRITISH COLUMBIA AMATEUR LACROSSE ASSOCIATION

| SENIOR BOX LACROSSE LEAGUE     | <u>GP</u> | <u>W</u> | <u>L</u> | <u>T</u> | <u>GF</u> | <u>GA</u> | <u>PTS</u> |
|--------------------------------|-----------|----------|----------|----------|-----------|-----------|------------|
| New Westminster Salmonbellies* | 24        | 18       | 6        | 0        | 245       | 150       | 36         |
| Vancouver St. Helen's Hotel    | 24        | 16       | 8        | 0        | 214       | 181       | 32         |
| Vancouver Abbotsford Hotel     | 24        | 7        | 17       | 0        | 170       | 232       | 14         |
| New Westminster Adanacs        | 24        | 7        | 17       | 0        | 176       | 242       | 14         |

*North Vancouver Squamish Indians withdrew in late-May 1933 just prior to the start of the season*

#### PLAYOFFS

Vancouver Abbotsford Hotel defeated New Westminster Adanacs (8-15, *second game protested*)

Vancouver St. Helen's Hotel defeated Vancouver Abbotsford Hotel 2 games to 0 (13-6, 19-8)

New Westminster Adanacs defeated Vancouver Abbotsford Hotel in consolation game (14-7)

New Westminster Salmonbellies defeated Vancouver St. Helen's Hotel 2 games to 1 (23-6, 7-9, 10-8)

#### BRITISH COLUMBIA PROVINCIAL CHAMPIONSHIP

New Westminster Salmonbellies defeated Vancouver Province Bluebirds 2 games to 0 (18-8, 13-8)

#### ALBERTA PROVINCIAL CHAMPIONSHIP

Calgary Shamrocks defeated Medicine Hat in two-game, total-goals series 14-8 (4-3, 10-5)

#### DOMINION PLAYOFFS

Hamilton Tigers defeated Winnipeg Argonauts 16-5

Hamilton Tigers defeated Calgary Shamrocks 15-4

#### MANN CUP – CANADIAN SENIOR CHAMPIONSHIP

Hamilton Tigers defeated New Westminster Salmonbellies 3 games to 2 (15-5, 13-11, 7-8, 10-12, 12-7)

### 1934 INTER-CITY LACROSSE LEAGUE

|                                | <u>GP</u> | <u>W</u> | <u>L</u> | <u>T</u> | <u>GF</u> | <u>GA</u> | <u>PTS</u> |
|--------------------------------|-----------|----------|----------|----------|-----------|-----------|------------|
| Vancouver St. Helen's Hotel    | 24        | 17       | 7        | 0        | 300       | 254       | 34         |
| New Westminster Salmonbellies* | 24        | 14       | 10       | 0        | 356       | 295       | 28         |
| Vancouver Province Bluebirds   | 24        | 9        | 15       | 0        | 278       | 339       | 18         |
| New Westminster Adanacs        | 24        | 8        | 16       | 0        | 272       | 318       | 16         |

#### PLAYOFFS

New Westminster Salmonbellies defeated Vancouver Province Bluebirds 2 games to 0 (13-10, 19-9)

New Westminster Salmonbellies defeated Vancouver St. Helen's Hotel 3 games to 2 (20-9, 13-12\*, 9-13, 20-12, 8-13, 17-11\*\*)  
*\*protested; \*\* replay of protested game*

#### BRITISH COLUMBIA PROVINCIAL CHAMPIONSHIP

New Westminster Salmonbellies defeated New Westminster Reliable Furniture (16-9)

#### WESTERN CANADA SEMI-FINAL

Winnipeg Wellingtons defeated Calgary Shamrocks by default

#### WESTERN CANADA FINAL

New Westminster Salmonbellies defeated Winnipeg Wellingtons 2 games to 0 (12-8, 33-5)

#### ONTARIO PROVINCIAL CHAMPIONSHIP

Orillia Terriers defeated Cornwall Island Indians 2 games to 0 (16-9, 10-4)

#### QUÉBEC PROVINCIAL CHAMPIONSHIP

Montréal Club Athlétique Verdun defeated Montréal Shamrocks 2 games to 1 (V-S, 4-12, 12-6)

#### EASTERN CANADA FINAL

Orillia Terriers defeated Montréal Club Athlétique Verdun 10-8

#### MANN CUP – CANADIAN SENIOR CHAMPIONSHIP

Orillia Terriers defeated New Westminster Salmonbellies 3 games to 0 (21-8, 19-6, 13-6)

### 1935 INTER-CITY LACROSSE LEAGUE

|                               | <u>GP</u> | <u>W</u> | <u>L</u> | <u>T</u> | <u>GF</u> | <u>GA</u> | <u>PTS</u> |
|-------------------------------|-----------|----------|----------|----------|-----------|-----------|------------|
| Richmond Farmers*             | 24        | 18       | 6        | 0        | 308       | 271       | 36         |
| Vancouver Province Bluebirds  | 24        | 15       | 9        | 0        | 315       | 310       | 30         |
| North Shore Indians           | 23        | 13       | 10       | 0        | 307       | 277       | 26         |
| New Westminster Adanacs       | 23        | 9        | 14       | 0        | 302       | 309       | 18         |
| New Westminster Salmonbellies | 24        | 4        | 20       | 0        | 310       | 375       | 8          |

#### PLAYOFFS

North Shore Indians defeated Vancouver Province Bluebirds 2 games to 1 (19-9, 11-13, 18-10)

Richmond Farmers defeated North Shore Indians 3 games to 1 (2-12, 9-6, 12-11, 14-8)

#### BRITISH COLUMBIA PROVINCIAL CHAMPIONSHIP

Richmond Farmers defeated Trail Smoke Eaters in two-game, total-goals series 38-12 (19-9, 19-12)

#### ONTARIO PROVINCIAL CHAMPIONSHIP

Orillia Terriers defeated Cornwall Indians 2 games to 0 (16-9, 16-7)

#### QUÉBEC LACROSSE ASSOCIATION PLAYOFFS

Montréal Shamrocks defeated LaCasquette 11-8

Verdun Maple Leafs defeated Montréal Shamrocks 2 games to 0 (11-5, 11-5)

#### EASTERN CANADA FINAL

Orillia Terriers defeated Verdun Maple Leafs 2 games to 0 (19-6, 13-4)

#### MANN CUP – CANADIAN SENIOR CHAMPIONSHIP

Orillia Terriers defeated Richmond Farmers 3 games to 0 (10-8, 9-6, 10-7)

### 1936 INTER-CITY LACROSSE LEAGUE

|                               | <u>GP</u> | <u>W</u> | <u>L</u> | <u>T</u> | <u>GF</u> | <u>GA</u> | <u>PTS</u> |
|-------------------------------|-----------|----------|----------|----------|-----------|-----------|------------|
| North Shore Indians*          | 24        | 16       | 8        | 0        | 363       | 324       | 32         |
| Richmond Farmers              | 24        | 15       | 9        | 0        | 315       | 275       | 30         |
| New Westminster Salmonbellies | 24        | 14       | 10       | 0        | 413       | 371       | 28         |
| New Westminster Adanacs       | 24        | 10       | 14       | 0        | 331       | 355       | 20         |
| Vancouver Home Gas            | 24        | 5        | 19       | 0        | 299       | 396       | 10         |

#### PLAYOFFS

New Westminster Salmonbellies defeated Richmond Farmers 2 games to 0 (13-11, 16-10)

#### BRITISH COLUMBIA PROVINCIAL CHAMPIONSHIP

North Shore Indians defeated New Westminster Salmonbellies 3 games to 0 (13-12, 18-7, 14-9)

#### MANITOBA PROVINCIAL CHAMPIONSHIP

Winnipeg West Ends defeated Elmwood Pats 4 games to 3

#### ONTARIO PROVINCIAL CHAMPIONSHIP

Orillia Terriers defeated Cornwall 2 games to 0 (14-7, 30-8)

#### EASTERN CANADA FINAL

Orillia Terriers defeated Montréal Canadiens 2 games to 0 (10-4, 12-4)

#### DOMINION PLAYOFFS

North Shore Indians defeated Calgary Pontiacs 19-5

North Shore Indians defeated Winnipeg West Ends 16-5

#### MANN CUP – CANADIAN SENIOR CHAMPIONSHIP

Orillia Terriers defeated North Shore Indians 3 games to 1 (10-8, 6-8, 11-9, 20-9)

### 1937 INTER-CITY LACROSSE LEAGUE

|                                | <u>GP</u> | <u>W</u> | <u>L</u> | <u>T</u> | <u>GF</u> | <u>GA</u> | <u>PTS</u> |
|--------------------------------|-----------|----------|----------|----------|-----------|-----------|------------|
| New Westminster Salmonbellies* | 28        | 22       | 6        | 0        | 543       | 380       | 44         |
| New Westminster Adanacs        | 28        | 15       | 13       | 0        | 457       | 440       | 30         |
| Richmond-Home Gas Combines     | 28        | 14       | 14       | 0        | 432       | 429       | 28         |
| North Shore Indians            | 28        | 11       | 17       | 0        | 380       | 461       | 22         |
| Vancouver Burrard Olympics     | 28        | 8        | 20       | 0        | 355       | 457       | 16         |

*Three days prior to the commencement of the season on May 1, 1937, Richmond Farmers and Vancouver Home Gas merged to form the Richmond-Homes Combines*

#### PLAYOFFS

Richmond-Home Gas Combines defeated New Westminster Adanacs 2 games to 1 (12-18, 11-7, 15-12)

New Westminster Salmonbellies defeated Richmond-Home Gas Combines 3 games to 1 (19-8, 11-15, 23-3, 18-13)

#### WEST KOOTENAY FINAL

Trail Smoke Eaters defeated Rossland Redmen 3 games to 2 (14-16, 18-16, 16-15, 15-28, 21-12)

#### BRITISH COLUMBIA PROVINCIAL CHAMPIONSHIP

New Westminster Salmonbellies defeated Trail Smoke Eaters 2 games to 0 (21-13, 19-17)

#### MANITOBA PROVINCIAL CHAMPIONSHIP

Elmwood Pats defeated Winnipeg Wellingtons 2 games to 0 (16-7, 11-5)

#### ONTARIO PROVINCIAL CHAMPIONSHIP

Orillia Terriers defeated Cornwall 2 games to 1

#### EASTERN FINALS

Orillia Terriers defeated Montréal Canadiens 2 games to 0 (10-7, 27-6)

#### DOMINION PLAYOFFS

Orillia Terriers defeated Elmwood Pats 23-8

Orillia Terriers defeated Calgary Rangers 28-8

#### MANN CUP – CANADIAN SENIOR CHAMPIONSHIP

New Westminster Salmonbellies defeated Orillia Terriers 3 games to 0 (11-9, 15-10, 19-12)

### 1938 INTER-CITY LACROSSE LEAGUE

|                               | <u>GP</u> | <u>W</u> | <u>L</u> | <u>T</u> | <u>GF</u> | <u>GA</u> | <u>PTS</u> |
|-------------------------------|-----------|----------|----------|----------|-----------|-----------|------------|
| New Westminster Adanacs*      | 24        | 17       | 7        | 0        | 435       | 357       | 32         |
| New Westminster Salmonbellies | 24        | 15       | 9        | 0        | 421       | 378       | 30         |
| Vancouver Burrards            | 24        | 14       | 10       | 0        | 366       | 331       | 26         |
| Richmond Farmers              | 24        | 9        | 15       | 0        | 329       | 348       | 18         |
| North Shore Indians           | 24        | 5        | 19       | 0        | 328       | 465       | 10         |

#### PLAYOFFS

New Westminster Salmonbellies defeated Vancouver Burrards 2 games to 0 (15-11, 12-10)

New Westminster Adanacs defeated New Westminster Salmonbellies 3 games to 0 (16-11, 14-10, 25-17)

#### BRITISH COLUMBIA PROVINCIAL CHAMPIONSHIP

New Westminster Adanacs defeated Nelson Maple Leafs 2 games to 0 (22-12, 16-9)

#### WESTERN FINAL

New Westminster Adanacs defeated Medicine Hat 25-8

#### EASTERN FINAL

St. Catharines Athletics defeated Cornwall Seniors 2 games to 0 (17-11, 25-8)

#### MANN CUP – CANADIAN SENIOR CHAMPIONSHIP

St. Catharines Athletics defeated New Westminster Adanacs 3 games to 0 (18-11, 22-11, 10-7)

### 1939 INTER-CITY LACROSSE LEAGUE

|                               | <u>GP</u> | <u>W</u> | <u>L</u> | <u>T</u> | <u>GF</u> | <u>GA</u> | <u>PTS</u> |
|-------------------------------|-----------|----------|----------|----------|-----------|-----------|------------|
| Vancouver Burrards            | 24        | 19       | 5        | 0        | 398       | 276       | 38         |
| New Westminster Adanacs*      | 24        | 18       | 6        | 0        | 442       | 319       | 36         |
| New Westminster Salmonbellies | 24        | 13       | 11       | 0        | 441       | 432       | 26         |
| Richmond Farmers              | 24        | 9        | 15       | 0        | 375       | 390       | 18         |
| North Shore Indians           | 24        | 1        | 23       | 0        | 304       | 543       | 2          |

#### PLAYOFFS

New Westminster Adanacs defeated New Westminster Salmonbellies 3 games to 1 (17-12, 17-11, 8-13, 23-13)

New Westminster Adanacs defeated Vancouver Burrards 4 games to 3 (10-12, 18-15, 17-12, 11-16, 19-7, 10-13, 20-4)

#### WEST KOOTENAY FINAL

Nelson Maple Leafs defeated Trail Golden Bears 3 games to 0 (18-15, 18-16, 21-7)

#### BRITISH COLUMBIA PROVINCIAL CHAMPIONSHIP

New Westminster Adanacs defeated Nelson Maple Leafs 2 games to 0 (31-11, 18-8)

#### ONTARIO PROVINCIAL CHAMPIONSHIP

St. Catharines Athletics defeated Mimico Mountaineers 3 games to 1 (15-9, 8-10, 11-2, 9-5)

#### QUÉBEC PROVINCIAL CHAMPIONSHIP

Cornwall Seniors defeated Montréal Canadiens 3 games to 0 plus 1 tie (9-9, 10-8, 12-11, 11-8)

#### EASTERN FINAL

St. Catharines Athletics won (Cornwall Seniors withdrew)

#### DOMINION PLAYOFFS

St. Catharines Athletics defeated Elmwood Pats 20-10

St. Catharines Athletics defeated Medicine Hat Badmen 32-8

#### MANN CUP – CANADIAN SENIOR CHAMPIONSHIP

New Westminster Adanacs defeated St. Catharines Athletics 3 games to 0 (12-10, 9-8, 15-11)

#### 1940 INTER-CITY LACROSSE LEAGUE

|                               | <u>GP</u> | <u>W</u> | <u>L</u> | <u>T</u> | <u>GF</u> | <u>GA</u> | <u>PTS</u> |
|-------------------------------|-----------|----------|----------|----------|-----------|-----------|------------|
| Vancouver Burrards*           | 24        | 17       | 5        | 2        | 433       | 301       | 36         |
| New Westminster Adanacs       | 24        | 16       | 7        | 1        | 403       | 341       | 33         |
| Richmond Farmers              | 24        | 14       | 10       | 0        | 391       | 364       | 28         |
| New Westminster Salmonbellies | 24        | 7        | 17       | 0        | 408       | 419       | 14         |
| North Shore Indians           | 24        | 4        | 19       | 1        | 338       | 548       | 9          |

#### PLAYOFFS

New Westminster Adanacs defeated Richmond Farmers 3 games to 2 (8-15, 13-8, 13-10, 10-13, 21-11)

Vancouver Burrards defeated New Westminster Adanacs 4 games to 0 (12-11, 17-16, 23-9, 13-8)

#### KOOTNEAY SENIOR LACROSSE LEAGUE FINAL

Rossland Red Men defeated Trail Golden Bears 3 games to 2 (10-25, 14-11, 13-17 OT, 16-14, 11-9)

#### BRITISH COLUMBIA PROVINCIAL CHAMPIONSHIP

Vancouver Burrards defeated Rossland Red Men 2 games to 0 (25-4, 16-11)

#### ONTARIO PROVINCIAL CHAMPIONSHIP

St. Catharines Athletic defeated Brampton Excelsiors 4 games to 1 (18-5, 9-8, 25-10, 11-18, 22-3)

#### QUÉBEC PROVINCIAL CHAMPIONSHIP

Cornwall Braves defeated St. Regis-Caughnawaga Indians 2 games to 0 (C-S, 11-10 OT)

#### DOMINION SEMI-FINAL

Vancouver Burrards defeated Cornwall Braves 2 games to 0 (17-8, 22-6)

#### MANN CUP – CANADIAN SENIOR CHAMPIONSHIP

St. Catharines Athletics defeated Vancouver Burrards 3 games to 1 (9-14, 15-5, 17-10, 18-5)

#### 1941 INTER-CITY LACROSSE LEAGUE

|                               | <u>GP</u> | <u>W</u> | <u>L</u> | <u>T</u> | <u>GF</u> | <u>GA</u> | <u>PTS</u> |
|-------------------------------|-----------|----------|----------|----------|-----------|-----------|------------|
| Richmond Farmers*             | 24        | 20       | 4        | 0        | 451       | 274       | 40         |
| Vancouver Burrards            | 24        | 17       | 7        | 0        | 362       | 291       | 34         |
| New Westminster Adanacs       | 24        | 14       | 10       | 0        | 369       | 352       | 28         |
| New Westminster Salmonbellies | 24        | 7        | 17       | 0        | 360       | 404       | 14         |
| North Shore Indians           | 24        | 2        | 22       | 0        | 317       | 538       | 4          |

#### PLAYOFFS

Vancouver Burrards defeated New Westminster Adanacs 3 games to 1 (7-10, 13-10, 9-8, 12-10)

Richmond Farmers defeated Vancouver Burrards 4 games to 0 (18-14, 9-8, 8-6, 10-7)

#### WEST KOOTENAY FINAL

Trail Golden Bears defeated Nelson Maple Leafs 3 games to 0 (16-12, 16-8, 22-11)

#### BRITISH COLUMBIA PROVINCIAL CHAMPIONSHIP

Richmond Farmers defeated Trail Golden Bears 2 games to 1 (18-14, 8-15, 11-7)

#### EASTERN CANADA FINAL

St. Catharines Athletics defeated St. Regis-Caughnawaga Indians 2 games to 0 (18-5, 14-0\*)

*\*St. Regis-Caughnawaga Indians refused to play final period and forfeited*

#### MANN CUP – CANADIAN SENIOR CHAMPIONSHIP

St. Catharines Athletics defeated Richmond Farmers 3 games to 2 (10-9, 10-21, 17-9, 11-14, 11-9)



### 1942 INTER-CITY LACROSSE LEAGUE

|  | <u>GP</u> | <u>W</u> | <u>L</u> | <u>T</u> | <u>GF</u> | <u>GA</u> | <u>PTS</u> |
|--|-----------|----------|----------|----------|-----------|-----------|------------|
| New Westminster Salmonbellies*           | 23        | 15       | 8        | 0        | 269       | 227       | 30         |
| Vancouver Burrards                       | 24        | 14       | 9        | 1        | 254       | 223       | 29         |
| North Vancouver Ship Repair Yard Norvans | 22        | 11       | 11       | 0        | 214       | 211       | 22         |
| Burrard Drydock Wallaces United          | 23        | 5        | 17       | 1        | 217       | 293       | 11         |

*Final three games of the season were cancelled*

#### PLAYOFFS

North Vancouver Ship Repair Yard Norvans defeated Vancouver Burrards 3 games to 0 (8-3, 8-6, 10-6)

New Westminster Salmonbellies defeated North Vancouver Ship Repair Yard Norvans 4 games to 1 (11-13, 11-7, 17-9, 8-2, 10-5)

#### BRITISH COLUMBIA PROVINCIAL CHAMPIONSHIP

New Westminster Salmonbellies defeated Victoria United Services 2 games to 0 (15-5, 12-8)

#### ONTARIO PROVINCIAL CHAMPIONSHIP

Mimico-Brampton Combines defeated St. Catharines Athletics 4 games to 3 (10-6, X-X, X-X, X-X, 8-12, 30-7, 11-7)

#### QUÉBEC PROVINCIAL CHAMPIONSHIP

Lachine-Ville St. Pierre Combines defeated Montréal Shamrocks

#### DOMINION SEMI-FINAL

New Westminster Salmonbellies defeated Lachine-Ville St. Pierre Combines 2 games to 0 (18-4, 19-8)

#### MANN CUP – CANADIAN SENIOR CHAMPIONSHIP

Mimico-Brampton Combines defeated New Westminster Salmonbellies 3 games to 1 (10-7, 15-9, 8-14, 10-9)

### 1943 INTER-CITY LACROSSE LEAGUE

|                                | <u>GP</u> | <u>W</u> | <u>L</u> | <u>T</u> | <u>GF</u> | <u>GA</u> | <u>PTS</u> |
|--------------------------------|-----------|----------|----------|----------|-----------|-----------|------------|
| New Westminster Salmonbellies* | 18        | 12       | 6        | 0        | 286       | 222       | 24         |
| Vancouver Burrards             | 18        | 10       | 8        | 0        | 245       | 216       | 20         |
| Vancouver Army                 | 18        | 8        | 10       | 0        | 234       | 286       | 16         |
| Richmond Farmers               | 18        | 6        | 12       | 0        | 238       | 279       | 12         |

#### PLAYOFFS

Vancouver Burrards defeated Vancouver Army 3 games to 2 (21-12, 12-18, 12-14, 16-8, 18-12)

New Westminster Salmonbellies defeated Vancouver Burrards 4 games to 2 (16-14, 6-7, 8-7, 7-13, 13-9, 11-8)

#### BRITISH COLUMBIA PROVINCIAL CHAMPIONSHIP

New Westminster Salmonbellies defeated Patricia Bay RCAF Flyers 2 games to 1 (13-23, 12-10, 23-15)

#### EASTERN CANADA FINAL

Mimico-Brampton Combines defeated Lachine RCAF in two-game, total-goals series 35-18 (20-6, 15-13)

#### MANN CUP – CANADIAN SENIOR CHAMPIONSHIP

New Westminster Salmonbellies defeated Mimico-Brampton Combines 3 games to 1 (9-10, 10-5, 17-9, 22-6)

### 1944 INTER-CITY LACROSSE LEAGUE

|                                | <u>GP</u> | <u>W</u> | <u>L</u> | <u>T</u> | <u>GF</u> | <u>GA</u> | <u>PTS</u> |
|--------------------------------|-----------|----------|----------|----------|-----------|-----------|------------|
| New Westminster Salmonbellies* | 24        | 18       | 5        | 1        | 380       | 256       | 37         |
| Vancouver HMCS Discovery Navy  | 24        | 14       | 10       | 0        | 314       | 321       | 28         |
| Vancouver Burrards             | 24        | 10       | 14       | 0        | 299       | 276       | 20         |
| Vancouver Army                 | 24        | 9        | 14       | 1        | 237       | 277       | 19         |
| Richmond Farmers               | 24        | 8        | 16       | 0        | 294       | 394       | 16         |

#### PLAYOFFS

Vancouver Burrards defeated Vancouver HMCS Discovery Navy 3 games to 0 (11-10, 14-11, 13-9)

#### BRITISH COLUMBIA PROVINCIAL CHAMPIONSHIP

New Westminster Salmonbellies defeated Vancouver Burrards 4 games to 0 (18-5, 12-4, 10-4, 13-5)

New Westminster Salmonbellies defeated Winnipeg RCAF in exhibition game (20-4)

#### MANN CUP – CANADIAN SENIOR CHAMPIONSHIP

St. Catharines Athletics defeated New Westminster Salmonbellies 3 games to 2 (17-10, 4-13, 11-10, 8-11 OT, 11-9)

### 1945 INTER-CITY LACROSSE LEAGUE

|                               | <u>GP</u> | <u>W</u> | <u>L</u> | <u>T</u> | <u>GF</u> | <u>GA</u> | <u>PTS</u> |
|-------------------------------|-----------|----------|----------|----------|-----------|-----------|------------|
| Vancouver Burrards*           | 24        | 20       | 4        | 0        | 404       | 278       | 40         |
| Richmond Farmers              | 23        | 15       | 8        | 0        | 360       | 309       | 30         |
| New Westminster Adanacs       | 23        | 13       | 10       | 0        | 318       | 278       | 26         |
| New Westminster Salmonbellies | 24        | 9        | 15       | 0        | 321       | 345       | 18         |
| Indian Arrows                 | 24        | 2        | 22       | 0        | 221       | 414       | 4          |

#### PLAYOFFS

New Westminster Adanacs defeated Richmond Farmers 3 games to 0 (17-6, 11-10 OT, 14-8)

#### BRITISH COLUMBIA PROVINCIAL CHAMPIONSHIP

Vancouver Burrards defeated New Westminster Adanacs 4 games to 3 (7-9, 16-8, 14-13, 13-12, 12-18, 9-11, 13-11)

#### EASTERN CANADA FINAL

St. Catharines Athletics defeated Mimico Mountaineers 4 games to 2

#### MANN CUP – CANADIAN SENIOR CHAMPIONSHIP

Vancouver Burrards defeated St. Catharines Athletics 3 games to 0 (12-6, 18-7, 14-5)

### 1946 INTER-CITY LACROSSE LEAGUE

|                                | <u>GP</u> | <u>W</u> | <u>L</u> | <u>T</u> | <u>GF</u> | <u>GA</u> | <u>PTS</u> |
|--------------------------------|-----------|----------|----------|----------|-----------|-----------|------------|
| New Westminster Salmonbellies* | 24        | 16       | 7        | 1        | 375       | 269       | 33         |
| New Westminster Adanacs        | 24        | 14       | 9        | 1        | 357       | 319       | 29         |
| Vancouver Burrards             | 24        | 12       | 11       | 1        | 316       | 325       | 25         |
| Richmond Farmers               | 24        | 11       | 10       | 3        | 350       | 332       | 25         |
| North Shore Indians            | 24        | 4        | 20       | 0        | 256       | 409       | 8          |

#### PLAYOFFS

Vancouver Burrards defeated New Westminster Adanacs 3 games to 2 (9-14, 12-5, 11-8, 10-11, 13-11)

New Westminster Salmonbellies defeated Vancouver Burrards 4 games to 1 (13-11, 16-13, 9-15, 15-11, 15-12)

#### BRITISH COLUMBIA PROVINCIAL CHAMPIONSHIP

New Westminster Salmonbellies defeated Trail Golden Bears 2 games to 0 (18-4, 15-6)

New Westminster Salmonbellies defeated Winnipeg Elmwood Terriers in exhibition game (25-8)

#### ONTARIO PROVINCIAL CHAMPIONSHIP

St. Catharines Athletics defeated Mimico Mountaineers

#### EASTERN CANADA FINAL

St. Catharines Athletics defeated Québec Montagnards 2 games to 0 (19-12, 16-7)

#### MANN CUP – CANADIAN SENIOR CHAMPIONSHIP

St. Catharines Athletics defeated New Westminster Salmonbellies 3 games to 0 (11-10, 18-9, 11-7)

### 1947 INTER-CITY LACROSSE LEAGUE

|                               | <u>GP</u> | <u>W</u> | <u>L</u> | <u>T</u> | <u>GF</u> | <u>GA</u> | <u>PTS</u> |
|-------------------------------|-----------|----------|----------|----------|-----------|-----------|------------|
| New Westminster Adanacs*      | 24        | 17       | 7        | 0        | 368       | 298       | 34         |
| Vancouver Burrards            | 24        | 15       | 8        | 1        | 357       | 315       | 31         |
| New Westminster Salmonbellies | 24        | 11       | 12       | 1        | 343       | 366       | 23         |
| North Shore Indians           | 24        | 10       | 14       | 0        | 312       | 345       | 20         |
| Richmond Farmers              | 24        | 6        | 18       | 0        | 291       | 347       | 12         |

#### PLAYOFFS

Vancouver Burrards defeated New Westminster Salmonbellies 3 games to 1 (7-10, 14-9, 22-10, 20-14)

New Westminster Adanacs defeated Vancouver Burrards 4 games to 1 (17-12, 16-9, 18-17, 15-10, 18-9)

#### BRITISH COLUMBIA PROVINCIAL CHAMPIONSHIP

New Westminster Adanacs defeated Rossland Redmen 2 games to 0 (24-6, 25-5)

#### ONTARIO PROVINCIAL CHAMPIONSHIP

Mimico Mountaineers defeated Hamilton Tigers 3 games to 0

#### QUÉBEC PROVINCIAL CHAMPIONSHIP

Cornwall Flyers defeated Québec Montagnards

#### EASTERN CANADA FINAL

Mimico Mountaineers defeated Cornwall Flyers 2 games to 0 (14-3, X-X)

#### MANN CUP – CANADIAN SENIOR CHAMPIONSHIP

New Westminster Adanacs defeated Mimico Mountaineers 3 games to 0 (17-14, 13-9, 18-9)

### 1948 INTER-CITY LACROSSE LEAGUE

|                               | <u>GP</u> | <u>W</u> | <u>L</u> | <u>T</u> | <u>GF</u> | <u>GA</u> | <u>PTS</u> |
|-------------------------------|-----------|----------|----------|----------|-----------|-----------|------------|
| New Westminster Adanacs*      | 24        | 18       | 6        | 0        | 296       | 223       | 36         |
| Vancouver Burrards            | 24        | 16       | 8        | 0        | 349       | 280       | 32         |
| North Shore Indians           | 24        | 12       | 12       | 0        | 319       | 333       | 24         |
| New Westminster Salmonbellies | 24        | 9        | 15       | 0        | 297       | 316       | 18         |
| Richmond Farmers              | 24        | 5        | 19       | 0        | 258       | 367       | 10         |

#### PLAYOFFS

Vancouver Burrards defeated North Shore Indians 3 games to 0 (7-6, 17-10, 14-8)

New Westminster Adanacs defeated Vancouver Burrards 4 games to 2 (9-10, 14-10\*, 14-12, 10-11, 7-13\*, 17-8, 19-8, 15-13)  
\**protested*

#### ONTARIO PROVINCIAL CHAMPIONSHIP

Hamilton Tigers defeated Mimico Mountaineers 4 games to 0 (6-5, 10-4, 16-10, 12-10 OT)

#### QUÉBEC PROVINCIAL CHAMPIONSHIP

Cornwall Flyers defeated Québec All-Stars 4 games to 0

#### EASTERN CANADA FINAL

Hamilton Tigers defeated Cornwall Flyers 2 games to 1 (13-4, 12-14, 20-10)

#### MANN CUP – CANADIAN SENIOR CHAMPIONSHIP

Hamilton Tigers defeated New Westminster Adanacs 3 games to 2 (6-11, 11-13, 12-7, 9-7, 12-8)

### 1949 INTER-CITY LACROSSE LEAGUE

|                               | <u>GP</u> | <u>W</u> | <u>L</u> | <u>T</u> | <u>GF</u> | <u>GA</u> | <u>PTS</u> |
|-------------------------------|-----------|----------|----------|----------|-----------|-----------|------------|
| New Westminster Adanacs       | 16        | 15       | 1        | 0        | 229       | 137       | 30         |
| Vancouver Burrards*           | 16        | 9        | 7        | 0        | 217       | 186       | 18         |
| North Shore Indians           | 16        | 8        | 8        | 0        | 200       | 185       | 16         |
| New Westminster Salmonbellies | 16        | 6        | 10       | 0        | 178       | 213       | 12         |
| Richmond Farmers              | 16        | 2        | 14       | 0        | 131       | 234       | 4          |

#### PLAYOFFS

Vancouver Burrards defeated North Shore Indians 3 games to 1 (11-16, 13-11, 12-6, 11-6)

Vancouver Burrards defeated New Westminster Adanacs 4 games to 2 (9-12, 10-9, 10-11, 11-9, 17-11, 9-6)

#### MANN CUP – CANADIAN SENIOR CHAMPIONSHIP

Vancouver Burrards defeated Hamilton Tigers 3 games to 1 (12-10, 10-16, 16-14, 12-6)

### 1950 INTER-CITY LACROSSE LEAGUE

|                               | <u>GP</u> | <u>W</u> | <u>L</u> | <u>T</u> | <u>GF</u> | <u>GA</u> | <u>PTS</u> |
|-------------------------------|-----------|----------|----------|----------|-----------|-----------|------------|
| New Westminster Adanacs*      | 30        | 19       | 10       | 1        | 397       | 363       | 39         |
| North Shore Indians           | 30        | 19       | 11       | 0        | 392       | 337       | 38         |
| Victoria Shamrocks            | 30        | 16       | 14       | 0        | 343       | 293       | 32         |
| Vancouver Burrard Westerns    | 30        | 14       | 16       | 0        | 415       | 413       | 28         |
| New Westminster Salmonbellies | 30        | 12       | 17       | 1        | 384       | 451       | 25         |
| Richmond-Kerrisdale Farmers   | 30        | 9        | 21       | 0        | 340       | 414       | 18         |

#### PLAYOFFS

New Westminster Adanacs defeated Vancouver Burrard Westerns 3 games to 1 (13-12, 12-14, 21-8, 16-6)

Victoria Shamrocks defeated North Shore Indians 3 games to 2 (5-7, 13-5, 3-11, 6-5, 13-12)

New Westminster Adanacs defeated Victoria Shamrocks 4 games to 1 (11-7, 3-4, 13-5, 8-5, 8-6)

#### MANN CUP – CANADIAN SENIOR CHAMPIONSHIP

Owen Sound Crescents defeated New Westminster Adanacs 4 games to 3 (8-7, 13-6, 9-13, 5-7, 8-5, 5-6, 15-7)

### 1951 INTER-CITY LACROSSE LEAGUE

|                           | <u>GP</u> | <u>W</u> | <u>L</u> | <u>T</u> | <u>GF</u> | <u>GA</u> | <u>PTS</u> |
|---------------------------|-----------|----------|----------|----------|-----------|-----------|------------|
| Victoria Shamrocks        | 32        | 23       | 8        | 1        | 390       | 288       | 47         |
| New Westminster Commandos | 32        | 19       | 13       | 0        | 406       | 352       | 38         |
| Vancouver Combines*       | 32        | 17       | 14       | 1        | 435       | 412       | 35         |
| North Shore Indians       | 32        | 16       | 16       | 0        | 370       | 355       | 32         |
| Nanaimo Native Sons       | 32        | 4        | 28       | 0        | 302       | 496       | 8          |

#### PLAYOFFS

Vancouver Combines defeated New Westminster Commandos 3 games to 0 plus 1 tie (15-15 OT, 15-12, 13-8, 14-13 OT)

Victoria Shamrocks defeated North Shore Indians 3 games to 0 (20-9, 11-4, 18-4)

Vancouver Combines defeated Victoria Shamrocks 4 games to 2 (9-10, 14-12, 5-16, 10-7, 12-6, 9-7)

#### MANN CUP – CANADIAN SENIOR CHAMPIONSHIP

Peterborough Timbermen defeated Vancouver Combines 4 games to 3 (16-9, 7-11, 7-12, 13-4, 10-15, 14-3, 13-7)

### 1952 INTER-CITY LACROSSE LEAGUE

|  | <u>GP</u> | <u>W</u> | <u>L</u> | <u>T</u> | <u>GF</u> | <u>GA</u> | <u>PTS</u> |
|--|-----------|----------|----------|----------|-----------|-----------|------------|
| Victoria Shamrocks                             | 32        | 22       | 10       | 0        | 472       | 333       | 44         |
| New Westminster Salmonacs                      | 32        | 19       | 13       | 0        | 447       | 366       | 38         |
| Vancouver Pilseners* / Vancouver Lacrosse Club | 32        | 17       | 15       | 0        | 411       | 419       | 34         |
| PNE Indians                                    | 31        | 15       | 16       | 0        | 338       | 352       | 30         |
| Nanaimo Native Sons                            | 31        | 6        | 25       | 0        | 334       | 532       | 12         |

*Vancouver Pilseners renamed the Vancouver Lacrosse Club on May 9, 1952*

*Vancouver Lacrosse Club reverted back to the name Vancouver Pilseners around June 6-9, 1952*

#### PLAYOFFS

PNE Indians defeated Victoria Shamrocks 3 games to 1 (10-12, 9-8, 14-7, 12-11 OT)

Vancouver Pilseners defeated New Westminster Salmonacs 3 games to 1 (14-9, 9-13, 16-13, 22-12)

Vancouver Pilseners defeated PNE Indians 4 games to 2 (8-16, 17-12, 9-5, 8-9, 13-10, 13-6)

#### MANN CUP – CANADIAN SENIOR CHAMPIONSHIP

Peterborough Timbermen defeated Vancouver Pilseners 4 games to 0 (9-1, 8-7, 9-8, 15-6)

### 1953 INTER-CITY LACROSSE LEAGUE

|                           | <u>GP</u> | <u>W</u> | <u>L</u> | <u>T</u> | <u>GF</u> | <u>GA</u> | <u>PTS</u> |
|---------------------------|-----------|----------|----------|----------|-----------|-----------|------------|
| Victoria Shamrocks*       | 32        | 22       | 10       | 0        | 407       | 319       | 44         |
| Vancouver Pilseners       | 32        | 19       | 12       | 1        | 372       | 306       | 39         |
| PNE Indians               | 32        | 18       | 14       | 0        | 325       | 317       | 36         |
| Nanaimo Native Sons       | 32        | 14       | 17       | 1        | 336       | 366       | 29         |
| New Westminster Salmonacs | 32        | 6        | 26       | 0        | 274       | 406       | 12         |

#### PLAYOFFS

Victoria Shamrocks defeated Nanaimo Native Sons 3 games to 2 (10-6, 5-13, 15-6, 6-9, 11-4)

Vancouver Pilseners defeated PNE Indians 3 games to 1 (11-8, 11-21, 12-7, 11-4)

Victoria Shamrocks defeated Vancouver Pilseners 4 games to 1 (10-7, 9-10, 14-11 OT, 10-4, 12-5)

#### MANN CUP – CANADIAN SENIOR CHAMPIONSHIP

Peterborough Trailermen defeated Victoria Shamrocks 4 games to 1 (13-12, 10-7, 7-8, 13-4, 8-5)

### 1954 INTER-CITY LACROSSE LEAGUE

|                        | <u>GP</u> | <u>W</u> | <u>L</u> | <u>T</u> | <u>GF</u> | <u>GA</u> | <u>PTS</u> |
|------------------------|-----------|----------|----------|----------|-----------|-----------|------------|
| Victoria Shamrocks*    | 32        | 25       | 7        | 0        | 383       | 280       | 50         |
| PNE Indians            | 32        | 20       | 12       | 0        | 314       | 284       | 40         |
| Nanaimo Native Sons    | 32        | 16       | 16       | 0        | 333       | 329       | 32         |
| Vancouver Pilseners    | 32        | 14       | 18       | 0        | 342       | 326       | 28         |
| New Westminster Royals | 32        | 5        | 27       | 0        | 305       | 458       | 10         |

#### PLAYOFFS

Victoria Shamrocks defeated Vancouver Pilseners 3 games to 1 (12-5, 8-10, 11-7, 12-5)

PNE Indians defeated Nanaimo Native Sons 3 games to 2 (7-12, 4-3, 3-6, 8-6 OT, 8-3)

Victoria Shamrocks defeated PNE Indians 4 games to 1 (10-6, 8-7, 9-12, 6-5, 13-9)

#### MANN CUP – CANADIAN SENIOR CHAMPIONSHIP

Peterborough Trailermen defeated Victoria Shamrocks 4 games to 1 (4-8, 11-4, 9-4, 10-8, 10-3)

### 1955 INTER-CITY LACROSSE LEAGUE

|                               | <u>GP</u> | <u>W</u> | <u>L</u> | <u>T</u> | <u>GF</u> | <u>GA</u> | <u>PTS</u> |
|-------------------------------|-----------|----------|----------|----------|-----------|-----------|------------|
| Nanaimo Timbermen             | 32        | 25       | 7        | 0        | 437       | 310       | 50         |
| Victoria Shamrocks*           | 32        | 20       | 10       | 2        | 372       | 282       | 42         |
| Mount Pleasant Indians        | 32        | 15       | 17       | 0        | 295       | 329       | 30         |
| Vancouver Pilseners           | 32        | 12       | 20       | 0        | 317       | 408       | 24         |
| New Westminster Salmonbellies | 32        | 6        | 24       | 2        | 296       | 388       | 14         |

#### PLAYOFFS

Nanaimo Timbermen defeated Vancouver Pilseners 3 games to 0 (11-7, 12-11 OT, 17-9)

Victoria Shamrocks defeated Mount Pleasant Indians 3 games to 1 (10-1, 7-9 OT, 12-8, 17-11)

Victoria Shamrocks defeated Nanaimo Timbermen 4 games to 1 (15-13, 14-8, 8-12, 11-7, 14-12)

#### MANN CUP – CANADIAN SENIOR CHAMPIONSHIP

Victoria Shamrocks defeated Peterborough Trailermen 4 games to 1 (12-15, 10-7, 14-5, 10-8, 17-9)

### 1956 INTER-CITY LACROSSE LEAGUE

|                               | <u>GP</u> | <u>W</u> | <u>L</u> | <u>T</u> | <u>GF</u> | <u>GA</u> | <u>PTS</u> |
|-------------------------------|-----------|----------|----------|----------|-----------|-----------|------------|
| Nanaimo Timbermen*            | 30        | 24       | 6        | 0        | 463       | 317       | 48         |
| Vancouver Pilseners           | 30        | 16       | 13       | 1        | 310       | 320       | 33         |
| Victoria Shamrocks            | 30        | 15       | 14       | 1        | 345       | 334       | 31         |
| New Westminster Salmonbellies | 30        | 4        | 26       | 0        | 245       | 392       | 8          |

#### PLAYOFFS

Vancouver Pilseners defeated Victoria Shamrocks 2 games to 1 (11-7, 6-10, 11-5\*)

\* game protested and forfeited by Victoria

Nanaimo Timbermen defeated Vancouver Pilseners 4 games to 0 (14-7, 12-9, 13-12, 8-6)

#### MANN CUP – CANADIAN SENIOR CHAMPIONSHIP

Nanaimo Timbermen defeated Peterborough Trailermen 4 games to 1 (15-13, 10-9 OT, 10-8 OT, 7-14, 8-7)

### 1957 INTER-CITY LACROSSE LEAGUE

|                               | <u>GP</u> | <u>W</u> | <u>L</u> | <u>T</u> | <u>GF</u> | <u>GA</u> | <u>PTS</u> |
|-------------------------------|-----------|----------|----------|----------|-----------|-----------|------------|
| Victoria Shamrocks*           | 30        | 19       | 10       | 1        | 349       | 295       | 39         |
| Nanaimo Timbermen             | 30        | 15       | 14       | 1        | 321       | 336       | 31         |
| New Westminster Salmonbellies | 30        | 15       | 15       | 0        | 291       | 282       | 30         |
| Vancouver Pilseners           | 30        | 10       | 20       | 0        | 279       | 327       | 20         |

#### PLAYOFFS

Nanaimo Timbermen defeated New Westminster Salmonbellies 3 games to 1 (13-9, 5-17, 10-7, 13-12)

Victoria Shamrocks defeated Nanaimo Timbermen 4 games to 3 (10-7, 9-10, 12-8, 7-17, 15-7, 9-19, 8-6)

#### MANN CUP – CANADIAN SENIOR CHAMPIONSHIP

Victoria Shamrocks versus Peterborough Trailermen

*Peterborough Trailermen refused to play the first game of the Mann Cup in protest after the Canadian Lacrosse Association declared one of their players ineligible to play. The team was suspended on September 16, 1957 by the Ontario Lacrosse Association and the Long Branch Pontiacs took their place in the series.*

Victoria Shamrocks defeated Long Brach Pontiacs 4 games to 0 (12-4, 12-9 OT, 14-6, 13-4)

### 1958 INTER-CITY LACROSSE LEAGUE

|                                | <u>GP</u> | <u>W</u> | <u>L</u> | <u>T</u> | <u>GF</u> | <u>GA</u> | <u>PTS</u> |
|--------------------------------|-----------|----------|----------|----------|-----------|-----------|------------|
| New Westminster Salmonbellies* | 30        | 17       | 11       | 2        | 335       | 300       | 36         |
| Vancouver Pilseners            | 30        | 16       | 13       | 1        | 320       | 312       | 33         |
| Nanaimo Timbermen              | 30        | 13       | 15       | 2        | 318       | 330       | 28         |
| Victoria Shamrocks             | 30        | 11       | 18       | 1        | 272       | 303       | 23         |

#### PLAYOFFS

Nanaimo Timbermen defeated Vancouver Pilseners 3 games to 1 (6-12, 12-10, 10-9, 8-7)

New Westminster Salmonbellies defeated Nanaimo Timbermen 4 games to 3 (17-15, 8-12, 13-9, 9-10, 13-11, 6-14, 11-5)

#### MANN CUP – CANADIAN SENIOR CHAMPIONSHIP

New Westminster Salmonbellies defeated Welland-Crowland Switsons 4 games to 0 (20-7, 7-4, 17-6, 14-6)

### 1959 INTER-CITY LACROSSE LEAGUE

|                           | <u>GP</u> | <u>W</u> | <u>L</u> | <u>T</u> | <u>GF</u> | <u>GA</u> | <u>PTS</u> |
|---------------------------|-----------|----------|----------|----------|-----------|-----------|------------|
| New Westminster O'Keefes* | 30        | 20       | 10       | 0        | 369       | 306       | 40         |
| Vancouver Carlings        | 30        | 15       | 14       | 1        | 309       | 287       | 31         |
| Victoria Shamrocks        | 30        | 12       | 17       | 1        | 283       | 298       | 25         |
| Nanaimo Labatts           | 30        | 11       | 17       | 2        | 272       | 342       | 24         |

#### PLAYOFFS

Victoria Shamrocks defeated Vancouver Carlings 3 games to 1 (10-6, 10-8, 7-15, 9-8)

New Westminster O'Keefes defeated Victoria Shamrocks 4 games to 1 (12-7, 6-13, 13-6, 11-8, 11-9)

#### MANN CUP – CANADIAN SENIOR CHAMPIONSHIP

New Westminster O'Keefes defeated Peterborough Mercurys 4 games to 0 (12-5, 18-11, 14-9, 13-4)

### 1960 INTER-CITY LACROSSE LEAGUE

|                          | <u>GP</u> | <u>W</u> | <u>L</u> | <u>T</u> | <u>GF</u> | <u>GA</u> | <u>PTS</u> |
|--------------------------|-----------|----------|----------|----------|-----------|-----------|------------|
| Vancouver Carlings       | 30        | 20       | 10       | 0        | 311       | 248       | 40         |
| New Westminster O'Keefes | 30        | 16       | 14       | 0        | 290       | 289       | 32         |
| Nanaimo Labatts*         | 30        | 15       | 14       | 1        | 322       | 308       | 31         |
| Victoria Shamrocks       | 30        | 8        | 21       | 1        | 276       | 354       | 17         |

#### PLAYOFFS

Nanaimo Labatts defeated New Westminster O'Keefes 3 games to 1 (10-9, 12-5, 11-16, 9-8)

Nanaimo Labatts defeated Vancouver Carlings 4 games to 2 (11-10, 9-7, 9-14, 19-5, 8-13, 12-11)

#### MANN CUP – CANADIAN SENIOR CHAMPIONSHIP

Port Credit Sailors defeated Nanaimo Labatts 4 games to 1 (10-9, 12-11, 17-13, 5-11, 9-7)

### 1961 INTER-CITY LACROSSE LEAGUE

|                          | <u>GP</u> | <u>W</u> | <u>L</u> | <u>T</u> | <u>GF</u> | <u>GA</u> | <u>PTS</u> |
|--------------------------|-----------|----------|----------|----------|-----------|-----------|------------|
| New Westminster O'Keefes | 30        | 25       | 4        | 1        | 356       | 247       | 51         |
| Vancouver Carlings*      | 30        | 19       | 9        | 2        | 371       | 266       | 40         |
| Nanaimo Labatts          | 30        | 11       | 17       | 2        | 312       | 346       | 24         |
| Victoria Shamrocks       | 30        | 2        | 27       | 1        | 229       | 409       | 5          |

#### PLAYOFFS

Vancouver Carlings defeated Nanaimo Labatts 3 games to 2 (10-8, 8-4, 8-10, 9-10, 15-7)

Vancouver Carlings defeated New Westminster O'Keefes 4 games to 1 (14-7, 11-7, 6-9, 15-11, 12-5)

#### MANN CUP – CANADIAN SENIOR CHAMPIONSHIP

Vancouver Carlings defeated Brampton Ramblers 4 games to 0 (14-6, 11-4, 13-0, 9-8)

### 1962 INTER-CITY LACROSSE LEAGUE

|                           | <u>GP</u> | <u>W</u> | <u>L</u> | <u>T</u> | <u>GF</u> | <u>GA</u> | <u>PTS</u> |
|---------------------------|-----------|----------|----------|----------|-----------|-----------|------------|
| Vancouver Carlings        | 32        | 26       | 6        | 0        | 336       | 212       | 52         |
| New Westminster O'Keefes* | 32        | 22       | 10       | 0        | 382       | 263       | 44         |
| Victoria Shamrocks        | 32        | 14       | 18       | 0        | 277       | 324       | 28         |
| Nanaimo Labatts           | 32        | 14       | 18       | 0        | 306       | 320       | 28         |
| Burnaby Norburns          | 32        | 4        | 28       | 0        | 211       | 393       | 8          |

#### PLAYOFFS

Vancouver Carlings defeated Nanaimo Labatts 4 games to 0 (9-7, 12-5, 18-6, 16-8)

New Westminster O'Keefes defeated Victoria Shamrocks 4 games to 1 (13-5, 4-6, 14-3, 12-9, 10-5)

New Westminster O'Keefes defeated Vancouver Carlings 4 games to 3 (6-9, 11-9, 11-5, 8-13, 6-8 OT, 12-8, 13-9 OT)

#### MANN CUP – CANADIAN SENIOR CHAMPIONSHIP

New Westminster O'Keefes defeated Brampton Ramblers 4 games to 0 (11-8, 10-5, 20-11, 10-6)

### 1963 INTER-CITY LACROSSE LEAGUE

|                          | <u>GP</u> | <u>W</u> | <u>L</u> | <u>T</u> | <u>GF</u> | <u>GA</u> | <u>PTS</u> |
|--------------------------|-----------|----------|----------|----------|-----------|-----------|------------|
| Vancouver Carlings*      | 30        | 22       | 7        | 1        | 326       | 249       | 45         |
| New Westminster O'Keefes | 30        | 21       | 9        | 0        | 328       | 263       | 40         |
| Victoria Shamrocks       | 30        | 10       | 19       | 1        | 251       | 307       | 21         |
| Nanaimo Labatts          | 30        | 6        | 24       | 0        | 264       | 350       | 10         |

#### PLAYOFFS

New Westminster O'Keefes defeated Victoria Shamrocks 4 games to 3 (15-7, 8-10, 15-8, 5-7, 26-9, 11-12, 15-7)

Vancouver Carlings defeated New Westminster O'Keefes 4 games to 2 (14-9, 11-13, 10-7, 5-17, 12-4, 13-7)

#### MANN CUP – CANADIAN SENIOR CHAMPIONSHIP

Vancouver Carlings defeated St. Catharines Athletics 4 games to 2 (19-3, 11-5, 12-7, 12-19, 6-9, 12-6)

### 1964 INTER-CITY LACROSSE LEAGUE

|                          | <u>GP</u> | <u>W</u> | <u>L</u> | <u>T</u> | <u>GF</u> | <u>GA</u> | <u>PTS</u> |
|--------------------------|-----------|----------|----------|----------|-----------|-----------|------------|
| Vancouver Carlings*      | 32        | 23       | 9        | 0        | 367       | 274       | 46         |
| Victoria Shamrocks       | 32        | 18       | 13       | 1        | 274       | 262       | 37         |
| New Westminster O'Keefes | 32        | 18       | 13       | 1        | 336       | 298       | 37         |
| Nanaimo Labatts          | 32        | 4        | 28       | 0        | 259       | 402       | 8          |

#### PLAYOFFS

Victoria Shamrocks defeated New Westminster O'Keefes in tiebreaker-game 12-11

New Westminster O'Keefes defeated Victoria Shamrocks 3 games to 1 (11-10 OT, 12-4, 6-7, 9-6)

Vancouver Carlings defeated New Westminster O'Keefes 4 games to 2 (8-11, 11-4, 11-5, 11-8, 4-14, 9-7)

#### MANN CUP – CANADIAN SENIOR CHAMPIONSHIP

Vancouver Carlings defeated Brooklin Merchants 4 games to 3 (8-10, 7-11, 9-5, 10-14, 13-10, 13-12, 10-5)

### 1965 INTER-CITY LACROSSE LEAGUE

|                           | <u>GP</u> | <u>W</u> | <u>L</u> | <u>T</u> | <u>GF</u> | <u>GA</u> | <u>PTS</u> |
|---------------------------|-----------|----------|----------|----------|-----------|-----------|------------|
| New Westminster O'Keefes* | 30        | 21       | 9        | 0        | 317       | 272       | 42         |
| Vancouver Carlings        | 30        | 20       | 10       | 0        | 313       | 261       | 40         |
| Coquitlam Adanacs         | 30        | 12       | 18       | 0        | 272       | 297       | 24         |
| Victoria Shamrocks        | 30        | 7        | 23       | 0        | 229       | 301       | 14         |

#### PLAYOFFS

Coquitlam Adanacs defeated Vancouver Carlings 3 games to 2 (8-4, 8-5, 4-8, 7-12, 6-5)

New Westminster O'Keefes defeated Coquitlam Adanacs 4 games to 1 (12-7, 9-8, 3-9, 11-9, 10-8)

#### MANN CUP – CANADIAN SENIOR CHAMPIONSHIP

New Westminster O'Keefes defeated Brooklin Merchants 4 games to 3 (11-5, 5-6, 15-14 OT, 9-14, 8-7, 17-7, 11-3)

### 1966 INTER-CITY LACROSSE LEAGUE

|                               | <u>GP</u> | <u>W</u> | <u>L</u> | <u>T</u> | <u>GF</u> | <u>GA</u> | <u>PTS</u> |
|-------------------------------|-----------|----------|----------|----------|-----------|-----------|------------|
| Coquitlam Adanacs             | 30        | 19       | 11       | 0        | 314       | 241       | 38         |
| Vancouver Carlings*           | 30        | 15       | 14       | 1        | 287       | 284       | 31         |
| New Westminster Salmonbellies | 30        | 13       | 15       | 2        | 271       | 311       | 28         |
| Victoria Shamrocks            | 30        | 11       | 18       | 1        | 244       | 280       | 33         |

#### PLAYOFFS

Vancouver Carlings defeated New Westminster Salmonbellies 3 games to 0 (8-5, 15-8, 14-13)

Vancouver Carlings defeated Coquitlam Adanacs 4 games to 2 (10-8, 7-10, 5-6, 13-6, 8-2, 6-4)

#### MANN CUP – CANADIAN SENIOR CHAMPIONSHIP

Peterborough Pepsi Petes defeated Vancouver Carlings 4 games to 1 (9-11, 9-8, 8-6, 10-9, 11-8)

### 1967 INTER-CITY LACROSSE LEAGUE

|                               | <u>GP</u> | <u>W</u> | <u>L</u> | <u>T</u> | <u>GF</u> | <u>GA</u> | <u>PTS</u> |
|-------------------------------|-----------|----------|----------|----------|-----------|-----------|------------|
| Vancouver Carlings*           | 30        | 16       | 12       | 2        | 291       | 264       | 34         |
| Victoria Shamrocks            | 30        | 15       | 14       | 1        | 264       | 266       | 31         |
| Coquitlam Adanacs             | 30        | 14       | 15       | 1        | 274       | 254       | 29         |
| New Westminster Salmonbellies | 30        | 13       | 17       | 0        | 284       | 329       | 26         |

#### PLAYOFFS

Victoria Shamrocks defeated Coquitlam Adanacs 3 games to 2 (5-6, 3-10, 23-2, 10-9, 8-4)

Vancouver Carlings defeated Victoria Shamrocks 4 games to 0 (16-6, 8-6, 5-3, 6-5)

#### MANN CUP – CANADIAN SENIOR CHAMPIONSHIP

Vancouver Carlings defeated Brooklin Redmen 4 games to 2 (8-9, 9-5, 19-5, 13-4, 4-11, 5-2)

### 1968 NATIONAL LACROSSE ASSOCIATION

|                                | <u>GP</u> | <u>W</u> | <u>L</u> | <u>T</u> | <u>GF</u> | <u>GA</u> | <u>PTS</u> |
|--------------------------------|-----------|----------|----------|----------|-----------|-----------|------------|
| EASTERN DIVISION               |           |          |          |          |           |           |            |
| Detroit Olympics               | 38        | 24       | 14       | 0        | 511       | 441       | 48         |
| Peterborough Lakers            | 38        | 21       | 17       | 0        | 478       | 397       | 42         |
| Montréal Canadiens             | 38        | 14       | 24       | 0        | 410       | 514       | 28         |
| Toronto Maple Leafs            | 38        | 13       | 25       | 0        | 375       | 452       | 26         |
| WESTERN DIVISION               |           |          |          |          |           |           |            |
| Portland Adanacs               | 38        | 24       | 14       | 0        | 413       | 365       | 48         |
| Vancouver Carlings             | 38        | 22       | 16       | 0        | 410       | 379       | 44         |
| New Westminster Salmonbellies* | 38        | 19       | 19       | 0        | 437       | 426       | 38         |
| Victoria Shamrocks             | 38        | 15       | 23       | 0        | 337       | 397       | 30         |

#### PLAYOFFS

Peterborough Lakers defeated Montréal Canadiens 4 games to 3 (8-4, 9-6, 6-9, 8-14, 13-12, 5-10, 9-7)

New Westminster Salmonbellies defeated Vancouver Carlings 4 games to 3 (11-10, 7-3, 9-11, 12-10, 5-13, 11-13, 7-6)

Detroit Olympics defeated Peterborough Lakers 4 games to 0 (26-9, 19-9, 19-17, 12-8)

New Westminster Salmonbellies defeated Portland Adanacs 4 games to 2 (10-7, 6-7, 12-11 OT, 11-6, 11-13, 7-3)

New Westminster Salmonbellies defeated Detroit Olympics 4 games to 2 (12-21, 16-12, 23-15, 14-15, 14-12, 22-14)



**1968 INTER-CITY SENIOR 'A' LACROSSE LEAGUE**

|                                   | <u>GP</u> | <u>W</u> | <u>L</u> | <u>T</u> | <u>GF</u> | <u>GA</u> | <u>PTS</u> |
|-----------------------------------|-----------|----------|----------|----------|-----------|-----------|------------|
| Coquitlam Molsons*                | 15        | 10       | 4        | 1        | 211       | 126       | 21         |
| Surrey Dells                      | 16        | 11       | 5        | 0        | 154       | 149       | 22         |
| Burnaby Villa Motor Inn           | 13        | 7        | 5        | 1        | 150       | 108       | 15         |
| North Shore Old Stylers / Indians | 14        | 0        | 14       | 0        | 69        | 201       | 0          |

*Final standings incomplete due to missing scoresheets*

**PLAYOFFS**

Surrey Dells defeated Burnaby Villa Motor Inn 2 games to 0 (10-9, 11-9 OT)

Coquitlam Molsons defeated Surrey Dells 2 games to 0 (12-9, 16-7)

**VANCOUVER ISLAND LACROSSE LEAGUE PLAYOFF**

Nanaimo Luckies defeated Victoria Oldstylers 3 games to 0 (13-6, 14-8, 14-8)

**KILMARNOCK CUP**

Nanaimo Luckies defeated Coquitlam Molsons 2 games to 1 (10-5, 5-8, 7-6 2OT)

**MANN CUP – CANADIAN SENIOR CHAMPIONSHIP**

Brooklin Redmen defeated Nanaimo Luckies 4 games to 0 (9-6, 11-6, 12-5, 11-4)

**1969 WESTERN LACROSSE ASSOCIATION**

|                                | <u>GP</u> | <u>W</u> | <u>L</u> | <u>T</u> | <u>GF</u> | <u>GA</u> | <u>PTS</u> |
|--------------------------------|-----------|----------|----------|----------|-----------|-----------|------------|
| <b>PROFESSIONAL LEAGUE</b>     |           |          |          |          |           |           |            |
| Coquitlam Adanacs              | 29        | 26       | 3        | 0        | 382       | 242       | 52         |
| New Westminster Salmonbellies* | 29        | 19       | 10       | 0        | 435       | 315       | 38         |
| Vancouver Carlings             | 29        | 9        | 20       | 0        | 276       | 369       | 18         |
| Victoria Shamrocks             | 29        | 4        | 25       | 0        | 244       | 409       | 8          |
| Peterborough Lakers (EPLA)     | 4         | 2        | 2        | 0        | 47        | 49        | 4          |

*Peterborough Lakers played an interlocking schedule with Western Lacrosse Association*

**PLAYOFFS**

New Westminster Salmonbellies defeated Vancouver Carlings 3 games to 1 (12-14, 20-10, 16-11, 14-8)

New Westminster Salmonbellies defeated Coquitlam Adanacs 4 games to 0 (9-8, 16-6, 12-7, 12-9)

**CANADIAN PROFESSIONAL CHAMPIONSHIP**

Peterborough Lakers defeated New Westminster Salmonbellies 4 games to 3 (9-11, 6-9, 11-9, 15-14, 6-8, 9-8, 9-8)

**1969 INTER-CITY SENIOR 'A' LACROSSE LEAGUE**

|                               | <u>GP</u> | <u>W</u> | <u>L</u> | <u>T</u> | <u>GF</u> | <u>GA</u> | <u>PTS</u> |
|-------------------------------|-----------|----------|----------|----------|-----------|-----------|------------|
| New Westminster Labatt Blues* | 18        | 17       | 1        | 0        | 306       | 107       | 34         |
| Surrey Turf Hotel Riders      | 18        | 13       | 5        | 0        | 212       | 150       | 26         |
| Vancouver Killarney           | 18        | 8        | 10       | 1        | 148       | 191       | 16         |
| Burnaby Lougheeds             | 18        | 3        | 13       | 2        | 145       | 242       | 8          |
| North Shore Indians           | 18        | 2        | 14       | 2        | 120       | 219       | 6          |

**PLAYOFFS**

Surrey Turf Hotel Ryders defeated Burnaby Lougheeds 2 games to 0

New Westminster Labatt Blues defeated Vancouver Killarney 2 games to 0

**KILMARNOCK CUP**

New Westminster Labatt Blues defeated Surrey Turf Hotel Ryders 3 games to 0 (18-13, 16-7, 17-11)

**1969 INTER-CITY SENIOR 'A' LACROSSE LEAGUE**

|                               | <u>GP</u> | <u>W</u> | <u>L</u> | <u>T</u> | <u>GF</u> | <u>GA</u> | <u>PTS</u> |
|-------------------------------|-----------|----------|----------|----------|-----------|-----------|------------|
| New Westminster Labatt Blues* | 18        | 17       | 1        | 0        | 306       | 107       | 34         |
| Surrey Turf Hotel Ryders      | 18        | 13       | 5        | 0        | 212       | 150       | 26         |
| Vancouver Killarney           | 18        | 8        | 10       | 1        | 148       | 191       | 16         |
| Burnaby Lougheeds             | 18        | 3        | 13       | 2        | 145       | 242       | 8          |
| North Vancouver Indians       | 18        | 2        | 14       | 2        | 120       | 219       | 6          |

**PLAYOFFS**

Surrey Turf Hotel Ryders defeated Burnaby Lougheeds 2 games to 0  
 New Westminster Labatt Blues defeated Vancouver Killarney 2 games to 0

**KILMARNOCK CUP**

New Westminster Labatt Blues defeated Surrey Turf Hotel Ryders 3 games to 0 (X-X, X-X, 17-11)

**MANN CUP – CANADIAN SENIOR CHAMPIONSHIP**

Brooklin Redmen defeated New Westminster Labatt Blues 4 games to 1 (15-11, 14-10, 11-13, 15-6, 11-10)

**1970 WESTERN LACROSSE ASSOCIATION**

|                                | <u>GP</u> | <u>W</u> | <u>L</u> | <u>T</u> | <u>GF</u> | <u>GA</u> | <u>PTS</u> |
|--------------------------------|-----------|----------|----------|----------|-----------|-----------|------------|
| New Westminster Salmonbellies* | 30        | 22       | 8        | 0        | 423       | 320       | 44         |
| Vancouver Burrards             | 30        | 16       | 14       | 0        | 348       | 353       | 32         |
| Coquitlam Adanacs              | 30        | 14       | 16       | 0        | 350       | 364       | 28         |
| Victoria Shamrocks             | 30        | 8        | 22       | 0        | 323       | 407       | 16         |

**PLAYOFFS**

Coquitlam Adanacs defeated Vancouver Burrards 3 games to 1 (6-8, 19-9, 11-10, 15-8)

New Westminster Salmonbellies defeated Coquitlam Adanacs 4 games to 2 (13-5, 13-9, 9-4, 10-11, 21-22 OT, 9-5)

**MANN CUP – CANADIAN SENIOR CHAMPIONSHIP**

New Westminster Salmonbellies defeated Peterborough Lakers 4 games to 0 (16-12, 16-8, 14-10, 14-8)

**1971 WESTERN LACROSSE ASSOCIATION**

|                                | <u>GP</u> | <u>W</u> | <u>L</u> | <u>T</u> | <u>GF</u> | <u>GA</u> | <u>PTS</u> |
|--------------------------------|-----------|----------|----------|----------|-----------|-----------|------------|
| New Westminster Salmonbellies* | 31        | 22       | 9        | 0        | 384       | 295       | 44         |
| Coquitlam Adanacs              | 31        | 18       | 12       | 1        | 429       | 390       | 37         |
| Vancouver Burrards             | 31        | 12       | 18       | 1        | 355       | 396       | 25         |
| Victoria Shamrocks             | 31        | 9        | 22       | 0        | 332       | 437       | 18         |
| Brantford Warriors (ELA)       | 4         | 2        | 2        | 0        | 67        | 49        | 4          |

*Brantford Warriors played an interlocking schedule with Western Lacrosse Association*

**PLAYOFFS**

New Westminster Salmonbellies defeated Vancouver Burrards 3 games to 0 (12-11, 15-3, 9-8)

Coquitlam Adanacs defeated Victoria Shamrocks 3 games to 1 (19-14, 11-12, 21-10, 18-9)

New Westminster Salmonbellies defeated Coquitlam Adanacs 4 games to 2 (12-5, 9-15, 14-11, 15-12, 7-10, 12-11 OT)

**MANN CUP – CANADIAN SENIOR CHAMPIONSHIP**

Brantford Warriors defeated New Westminster Salmonbellies 4 games to 0 (15-4, 10-6, 12-10, 17-13)

### 1972 WESTERN LACROSSE ASSOCIATION

|   | <u>GP</u> | <u>W</u> | <u>L</u> | <u>T</u> | <u>GF</u> | <u>GA</u> | <u>PCT</u> |
|---|-----------|----------|----------|----------|-----------|-----------|------------|
| New Westminster Salmonbellies*                | 36        | 25       | 11       | 0        | 432       | 381       | .694       |
| Vancouver Burrards                            | 36        | 19       | 17       | 0        | 435       | 403       | .528       |
| Victoria Shamrocks                            | 32        | 14       | 18       | 0        | 379       | 397       | .438       |
| Coquitlam Adanacs                             | 31        | 9        | 22       | 0        | 370       | 450       | .290       |
| Toronto Shooting Stars (NLL Eastern Division) | 2         | 2        | 0        | 0        | 24        | 18        | 1.000      |
| Brantford Warriors (NLL Eastern Division)     | 7         | 4        | 3        | 0        | 111       | 101       | .571       |
| Peterborough Lakers (NLL Eastern Division)    | 2         | 1        | 1        | 0        | 22        | 23        | .500       |
| Windsor Warlocks (NLL Eastern Division)       | 6         | 2        | 4        | 0        | 81        | 81        | .333       |

*New Westminster Salmonbellies and Vancouver Burrards played interlocking schedule with the Eastern Division of the National Lacrosse League while Brantford Warriors and Windsor Warlocks played interlocking schedule with Western Lacrosse Association*

#### PLAYOFFS

Vancouver Burrards defeated Coquitlam Adanacs 3 games to 0 (15-10, 15-7, 15-9)

New Westminster Salmonbellies defeated Victoria Shamrocks 3 games to 1 (7-12, 10-8, 13-8, 22-7)

New Westminster Salmonbellies defeated Vancouver Burrards 4 games to 3 (12-11, 10-11 OT, 13-7, 9-10, 12-7, 6-14, 11-10)

#### MANN CUP – CANADIAN SENIOR CHAMPIONSHIP

New Westminster Salmonbellies defeated Brantford Warriors 4 games to 0 (13-8, 13-11, 20-9, 18-16)

### 1973 WESTERN LACROSSE ASSOCIATION

|                               | <u>GP</u> | <u>W</u> | <u>L</u> | <u>T</u> | <u>GF</u> | <u>GA</u> | <u>PTS</u> |
|-------------------------------|-----------|----------|----------|----------|-----------|-----------|------------|
| Vancouver Burrards*           | 25        | 17       | 8        | 0        | 348       | 282       | 34         |
| Coquitlam Adanacs             | 25        | 16       | 9        | 0        | 396       | 350       | 32         |
| Victoria Shamrocks            | 25        | 11       | 14       | 0        | 299       | 309       | 22         |
| New Westminster Salmonbellies | 25        | 7        | 18       | 0        | 317       | 384       | 14         |
| Brantford Warriors (MSL)      | 4         | 1        | 3        | 0        | 56        | 91        | 2          |

*Brantford Warriors played interlocking schedule with Western Lacrosse Association*

#### PLAYOFFS

Coquitlam Adanacs defeated Victoria Shamrocks 3 games to 1 (9-22, 14-7, 18-8, 14-7)

Vancouver Burrards defeated Coquitlam Adanacs 4 games to 2 (14-13, 14-13, 12-16, 8-14, 17-12, 19-11)

#### MANN CUP – CANADIAN SENIOR CHAMPIONSHIP

Peterborough Lakers defeated Vancouver Burrards in single-game final 9-5

### 1974 WESTERN LACROSSE ASSOCIATION

|                                | <u>GP</u> | <u>W</u> | <u>L</u> | <u>T</u> | <u>GF</u> | <u>GA</u> | <u>PTS</u> |
|--------------------------------|-----------|----------|----------|----------|-----------|-----------|------------|
| New Westminster Salmonbellies* | 24        | 20       | 3        | 1        | 323       | 250       | 41         |
| Vancouver Burrards             | 24        | 11       | 13       | 0        | 294       | 291       | 22         |
| Coquitlam Adanacs              | 24        | 8        | 15       | 1        | 296       | 344       | 17         |
| Victoria Shamrocks             | 24        | 8        | 16       | 0        | 290       | 318       | 16         |

#### PLAYOFFS

Vancouver Burrards defeated Coquitlam Adanacs 3 games to 2 (16-10, 15-16, 13-14, 19-9, 14-7)

New Westminster Salmonbellies defeated Vancouver Burrards 3 games to 0 (12-8, 14-9, 16-14)

#### MANN CUP – CANADIAN SENIOR CHAMPIONSHIP

New Westminster Salmonbellies defeated Windsor Warlocks in single-game final 18-5

### 1975 WESTERN LACROSSE ASSOCIATION

|                               | <u>GP</u> | <u>W</u> | <u>L</u> | <u>T</u> | <u>GF</u> | <u>GA</u> | <u>PTS</u> |
|-------------------------------|-----------|----------|----------|----------|-----------|-----------|------------|
| New Westminster Salmonbellies | 24        | 17       | 7        | 0        | 354       | 305       | 34         |
| Victoria Shamrocks            | 24        | 16       | 8        | 0        | 351       | 269       | 32         |
| Vancouver Burrards*           | 24        | 14       | 10       | 0        | 322       | 308       | 28         |
| Coquitlam Adanacs             | 24        | 8        | 16       | 0        | 286       | 383       | 16         |
| Nanaimo Timbermen             | 24        | 5        | 19       | 0        | 304       | 352       | 10         |

#### PLAYOFFS

Vancouver Burrards defeated New Westminster Salmonbellies 3 games to 1 (14-15, 13-9, 12-9, 17-10)

Victoria Shamrocks defeated Coquitlam Adanacs 3 games to 1 (16-7, 10-13, 18-11, 20-10)

Vancouver Burrards defeated Victoria Shamrocks 4 games to 1 (13-9, 9-8, 7-12, 16-12, 11-7)

#### MANN CUP – CANADIAN SENIOR CHAMPIONSHIP

Vancouver Burrards defeated Brampton Excelsiors 2 games to 0 (11-10 OT, 16-8)

### 1976 WESTERN LACROSSE ASSOCIATION

|                                | <u>GP</u> | <u>W</u> | <u>L</u> | <u>T</u> | <u>GF</u> | <u>GA</u> | <u>PTS</u> |
|--------------------------------|-----------|----------|----------|----------|-----------|-----------|------------|
| Victoria Shamrocks             | 24        | 18       | 5        | 1        | 349       | 275       | 37         |
| New Westminster Salmonbellies* | 24        | 14       | 9        | 1        | 358       | 309       | 29         |
| Vancouver Burrards             | 24        | 10       | 14       | 0        | 312       | 323       | 20         |
| Coquitlam Adanacs              | 24        | 9        | 15       | 0        | 316       | 356       | 18         |
| Nanaimo Timbermen              | 24        | 8        | 16       | 0        | 268       | 340       | 16         |

#### PLAYOFFS

Vancouver Burrards defeated Victoria Shamrocks 4 games to 3 (7-6, 18-12, 8-9, 10-6, 14-19, 9-18, 8-7)

New Westminster Salmonbellies defeated Coquitlam Adanacs 4 games to 1 (20-4, 12-14, 17-7, 19-15, 14-11)

New Westminster Salmonbellies defeated Vancouver Burrards 4 games to 2 (8-9, 13-9, 13-12, 11-14, 13-9, 14-7)

#### MANN CUP – CANADIAN SENIOR CHAMPIONSHIP

New Westminster Salmonbellies defeated Brampton Excelsiors 4 games to 3 (10-14, 10-4, 11-12, 10-6, 10-11, 15-12, 9-8)

### 1977 WESTERN LACROSSE ASSOCIATION

|                               | <u>GP</u> | <u>W</u> | <u>L</u> | <u>T</u> | <u>GF</u> | <u>GA</u> | <u>PTS</u> |
|-------------------------------|-----------|----------|----------|----------|-----------|-----------|------------|
| Vancouver Burrards*           | 24        | 16       | 7        | 1        | 303       | 303       | 33         |
| Victoria Shamrocks            | 24        | 16       | 8        | 0        | 327       | 271       | 32         |
| New Westminster Salmonbellies | 24        | 12       | 12       | 0        | 307       | 289       | 24         |
| Coquitlam Adanacs             | 24        | 11       | 13       | 0        | 297       | 288       | 22         |
| Nanaimo Timbermen             | 24        | 4        | 19       | 1        | 291       | 374       | 9          |

#### PLAYOFFS

Vancouver Burrards defeated New Westminster Salmonbellies 4 games to 1 (12-10, 16-8, 15-13, 8-14, 16-14 OT)

Victoria Shamrocks defeated Coquitlam Adanacs 4 games to 1 (17-7, 10-13, 12-8, 15-14, 22-11)

Vancouver Burrards defeated Victoria Shamrocks 4 games to 3 (10-11, 9-10, 9-8, 9-11, 12-11, 11-10, 12-11)

#### MANN CUP – CANADIAN SENIOR CHAMPIONSHIP

Vancouver Burrards defeated Brampton Excelsiors 4 games to 2 (9-11, 9-18, 15-7, 13-12, 11-4, 18-7)

### 1978 WESTERN LACROSSE ASSOCIATION

|                               | <u>GP</u> | <u>W</u> | <u>L</u> | <u>T</u> | <u>GF</u> | <u>GA</u> | <u>PTS</u> |
|-------------------------------|-----------|----------|----------|----------|-----------|-----------|------------|
| Victoria Shamrocks*           | 24        | 15       | 7        | 2        | 352       | 278       | 32         |
| New Westminster Salmonbellies | 24        | 12       | 11       | 1        | 346       | 351       | 25         |
| Vancouver Burrards            | 24        | 11       | 13       | 0        | 317       | 333       | 22         |
| Coquitlam Adanacs             | 24        | 10       | 13       | 1        | 310       | 332       | 21         |
| Nanaimo Timbermen             | 24        | 9        | 13       | 2        | 313       | 344       | 20         |

#### PLAYOFFS

Victoria Shamrocks defeated Vancouver Burrards 4 games to 2 (20-7, 8-10, 10-12, 12-11, 15-8, 15-6)

Coquitlam Adanacs defeated New Westminster Salmonbellies 4 games to 3 (10-17, 11-16, 16-12, 11-14, 12-11, 23-16, 17-9)

Victoria Shamrocks defeated Coquitlam Adanacs 4 games to 0 (19-10, 11-9, 12-10 OT, 14-11)

#### MANN CUP – CANADIAN SENIOR CHAMPIONSHIP

Peterborough Red Oaks defeated Victoria Shamrocks 4 games to 3 (12-11, 11-14, 11-14 OT, 15-7, 7-11, 13-11, 14-6)

### 1979 WESTERN LACROSSE ASSOCIATION

|                               | <u>GP</u> | <u>W</u> | <u>L</u> | <u>T</u> | <u>GF</u> | <u>GA</u> | <u>PTS</u> |
|-------------------------------|-----------|----------|----------|----------|-----------|-----------|------------|
| Victoria Shamrocks*           | 30        | 19       | 9        | 2        | 375       | 322       | 40         |
| Coquitlam Adanacs             | 30        | 17       | 12       | 1        | 427       | 382       | 35         |
| New Westminster Salmonbellies | 30        | 17       | 12       | 1        | 396       | 370       | 35         |
| Vancouver Burrards            | 30        | 11       | 19       | 0        | 373       | 435       | 22         |
| Nanaimo Timbermen             | 30        | 8        | 20       | 2        | 309       | 371       | 18         |

#### PLAYOFFS

Victoria Shamrocks defeated New Westminster Salmonbellies 4 games to 1 (13-8, 7-13, 16-6, 18-10, 17-16)

Coquitlam Adanacs defeated Vancouver Burrards 4 games to 3 (16-18 OT, 16-7, 18-16, 9-16, 13-20, 17-10, 8-7)

Victoria Shamrocks defeated Coquitlam Adanacs 4 games to 1 (15-8, 11-14 OT, 12-7, 17-13, 8-3)

#### MANN CUP – CANADIAN SENIOR CHAMPIONSHIP

Victoria Shamrocks defeated Peterborough Red Oaks 4 games to 0 (19-9, 12-10, 23-11, 13-12)

### 1980 WESTERN LACROSSE ASSOCIATION

|                                | <u>GP</u> | <u>W</u> | <u>L</u> | <u>T</u> | <u>GF</u> | <u>GA</u> | <u>PTS</u> |
|--------------------------------|-----------|----------|----------|----------|-----------|-----------|------------|
| Coquitlam Adanacs              | 24        | 15       | 9        | 0        | 287       | 268       | 30         |
| Victoria Shamrocks             | 24        | 14       | 10       | 0        | 290       | 257       | 28         |
| New Westminster Salmonbellies* | 24        | 11       | 13       | 0        | 314       | 306       | 22         |
| Vancouver Burrards             | 24        | 11       | 13       | 0        | 297       | 292       | 22         |
| Nanaimo Timbermen              | 24        | 9        | 15       | 0        | 287       | 352       | 18         |

#### PLAYOFFS

New Westminster Salmonbellies defeated Coquitlam Adanacs 4 games to 3 (16-17, 4-10, 11-13, 12-11, 13-12, 17-7, 9-8 OT)

Victoria Shamrocks defeated Vancouver Burrards 4 games to 2 (14-7, 10-16, 12-13, 15-12, 13-12 OT, 18-12)

New Westminster Salmonbellies defeated Victoria Shamrocks 4 games to 2 (8-10, 13-9, 9-12, 9-8, 14-13, 15-8)

#### MANN CUP – CANADIAN SENIOR CHAMPIONSHIP

Brampton Excelsiors defeated New Westminster Salmonbellies 4 games to 1 (14-10, 14-9, 10-17, 9-8, 11-7)

**1981 WESTERN LACROSSE ASSOCIATION**

|                                | <u>GP</u> | <u>W</u> | <u>L</u> | <u>T</u> | <u>GF</u> | <u>GA</u> | <u>PTS</u> |
|--------------------------------|-----------|----------|----------|----------|-----------|-----------|------------|
| Coquitlam Adanacs              | 24        | 17       | 7        | 0        | 333       | 262       | 34         |
| Vancouver Burrards             | 24        | 12       | 12       | 0        | 294       | 286       | 24         |
| Victoria Shamrocks             | 24        | 11       | 11       | 2        | 276       | 281       | 24         |
| New Westminster Salmonbellies* | 24        | 10       | 13       | 1        | 266       | 278       | 21         |
| Nanaimo Timbermen              | 24        | 8        | 15       | 1        | 231       | 293       | 17         |

**PLAYOFFS**

Coquitlam Adanacs defeated Victoria Shamrocks 4 games to 1 (15-14, 15-13, 13-11, 15-21, 11-10 OT)

New Westminster Salmonbellies defeated Vancouver Burrards 4 games to 0 (14-13, 13-9, 11-9, 13-12)

New Westminster Salmonbellies defeated Coquitlam Adanacs 4 games to 1 (7-10, 13-9, 16-14, 16-15, 13-10)

**MANN CUP – CANADIAN SENIOR CHAMPIONSHIP**

New Westminster Salmonbellies defeated Brampton Excelsiors 4 games to 0 (11-8, 14-5, 12-10, 24-10)

**1982 WESTERN LACROSSE ASSOCIATION**

|                                | <u>GP</u> | <u>W</u> | <u>L</u> | <u>T</u> | <u>GF</u> | <u>GA</u> | <u>PTS</u> |
|--------------------------------|-----------|----------|----------|----------|-----------|-----------|------------|
| New Westminster Salmonbellies* | 24        | 17       | 7        | 0        | 296       | 239       | 34         |
| Vancouver Burrards             | 24        | 12       | 12       | 0        | 293       | 308       | 24         |
| Victoria Shamrocks             | 24        | 11       | 13       | 0        | 273       | 287       | 22         |
| Coquitlam Adanacs              | 24        | 8        | 16       | 0        | 280       | 308       | 16         |

**PLAYOFFS****PRELIMINARY ROUND-ROBIN**

|                               | <u>GP</u> | <u>W</u> | <u>L</u> | <u>T</u> | <u>GF</u> | <u>GA</u> | <u>PTS</u> |
|-------------------------------|-----------|----------|----------|----------|-----------|-----------|------------|
| New Westminster Salmonbellies | 4         | 4        | 0        |          | 53        | 29        | 8          |
| Victoria Shamrocks            | 4         | 2        | 2        |          | 45        | 46        | 4          |
| Coquitlam Adanacs             | 4         | 1        | 3        |          | 31        | 48        | 2          |
| Vancouver Burrards            | 4         | 1        | 3        |          | 44        | 50        | 2          |

Coquitlam Adanacs defeated Victoria Shamrocks 3 games to 2 (11-15, 17-9, 14-13, 5-20, 14-9)

New Westminster Salmonbellies defeated Coquitlam Adanacs 4 games to 1 (13-10, 10-8, 12-10, 9-12, 17-11)

**MANN CUP – CANADIAN SENIOR CHAMPIONSHIP**

Peterborough Lakers defeated New Westminster Salmonbellies 4 games to 2 (9-13, 19-13, 11-7, 8-16, 14-12, 12-11 OT)

**1983 WESTERN LACROSSE ASSOCIATION**

|                               | <u>GP</u> | <u>W</u> | <u>L</u> | <u>T</u> | <u>GF</u> | <u>GA</u> | <u>PTS</u> |
|-------------------------------|-----------|----------|----------|----------|-----------|-----------|------------|
| Vancouver Burrards            | 24        | 14       | 10       | 0        | 276       | 260       | 28         |
| New Westminster Salmonbellies | 24        | 13       | 11       | 0        | 262       | 249       | 26         |
| Victoria Payless*             | 24        | 11       | 13       | 0        | 276       | 298       | 22         |
| Coquitlam Adanacs             | 24        | 10       | 14       | 0        | 256       | 263       | 20         |

**PLAYOFFS****PRELIMINARY ROUND-ROBIN**

|                               | <u>GP</u> | <u>W</u> | <u>L</u> | <u>T</u> | <u>GF</u> | <u>GA</u> | <u>PTS</u> |
|-------------------------------|-----------|----------|----------|----------|-----------|-----------|------------|
| Vancouver Burrards            | 6         | 4        | 2        |          | 70        | 54        | 8          |
| Victoria Payless              | 6         | 3        | 3        |          | 59        | 68        | 6          |
| New Westminster Salmonbellies | 6         | 2        | 4        |          | 56        | 63        | 4          |

Victoria Payless defeated Vancouver Burrards 4 games to 2 (7-11, 15-11, 8-14, 18-11, 11-9, 10-9)

**MANN CUP – CANADIAN SENIOR CHAMPIONSHIP**

Victoria Payless defeated Peterborough Lakers 4 games to 2 (14-7, 11-13, 10-9, 15-7, 6-7, 8-6)

**1984 WESTERN LACROSSE ASSOCIATION**

|                               | <u>GP</u> | <u>W</u> | <u>L</u> | <u>T</u> | <u>GF</u> | <u>GA</u> | <u>PTS</u> |
|-------------------------------|-----------|----------|----------|----------|-----------|-----------|------------|
| New Westminster Salmonbellies | 24        | 16       | 8        | 0        | 287       | 248       | 32         |
| Victoria Payless*             | 24        | 13       | 11       | 0        | 289       | 275       | 26         |
| Coquitlam Adanacs             | 24        | 10       | 14       | 0        | 265       | 275       | 20         |
| Vancouver Burrards            | 24        | 9        | 15       | 0        | 220       | 263       | 18         |

**PLAYOFFS**

| PRELIMINARY ROUND-ROBIN       | <u>GP</u> | <u>W</u> | <u>L</u> |  | <u>GF</u> | <u>GA</u> | <u>PTS</u> |
|-------------------------------|-----------|----------|----------|--|-----------|-----------|------------|
| New Westminster Salmonbellies | 6         | 4        | 2        |  | 62        | 65        | 8          |
| Victoria Payless              | 6         | 3        | 3        |  | 69        | 59        | 6          |
| Coquitlam Adanacs             | 6         | 2        | 4        |  | 50        | 57        | 4          |

Victoria Payless defeated New Westminster Salmonbellies 4 games to 0 (11-4, 12-11, 14-8, 12-7)

**MANN CUP – CANADIAN SENIOR CHAMPIONSHIP**

Peterborough Lakers defeated Victoria Payless 4 games to 1 (17-9, 11-9, 17-14 OT, 11-19, 12-10)

**1985 WESTERN LACROSSE ASSOCIATION**

|                                | <u>GP</u> | <u>W</u> | <u>L</u> | <u>T</u> | <u>GF</u> | <u>GA</u> | <u>PTS</u> |
|--------------------------------|-----------|----------|----------|----------|-----------|-----------|------------|
| Coquitlam Adanacs              | 24        | 14       | 10       | 0        | 227       | 200       | 28         |
| Victoria Payless               | 24        | 12       | 12       | 0        | 225       | 230       | 24         |
| New Westminster Salmonbellies* | 24        | 11       | 13       | 0        | 226       | 214       | 22         |
| Vancouver Burrards             | 24        | 11       | 13       | 0        | 204       | 238       | 22         |

**PLAYOFFS**

| PRELIMINARY ROUND-ROBIN       | <u>GP</u> | <u>W</u> | <u>L</u> |  | <u>GF</u> | <u>GA</u> | <u>PTS</u> |
|-------------------------------|-----------|----------|----------|--|-----------|-----------|------------|
| Victoria Payless              | 6         | 5        | 1        |  | 78        | 55        | 10         |
| New Westminster Salmonbellies | 6         | 3        | 3        |  | 51        | 47        | 6          |
| Coquitlam Adanacs             | 6         | 1        | 5        |  | 42        | 69        | 2          |

New Westminster Salmonbellies defeated Victoria Payless 4 games to 3 (8-9, 8-5, 7-9, 16-12, 12-8, 8-11, 10-6)

**MANN CUP – CANADIAN SENIOR CHAMPIONSHIP**

Brooklin Redmen defeated New Westminster Salmonbellies 4 games to 3 (9-11 OT, 5-7, 8-9, 7-6, 7-5, 9-5, 6-5)

**1986 WESTERN LACROSSE ASSOCIATION**

|                                | <u>GP</u> | <u>W</u> | <u>L</u> | <u>T</u> | <u>GF</u> | <u>GA</u> | <u>PTS</u> |
|--------------------------------|-----------|----------|----------|----------|-----------|-----------|------------|
| Victoria Payless               | 24        | 14       | 10       | 0        | 253       | 232       | 28         |
| New Westminster Salmonbellies* | 24        | 14       | 10       | 0        | 225       | 199       | 28         |
| Vancouver Burrards             | 24        | 13       | 11       | 0        | 234       | 214       | 26         |
| Coquitlam Adanacs              | 24        | 10       | 14       | 0        | 204       | 245       | 20         |
| Richmond Outlaws               | 24        | 9        | 15       | 0        | 222       | 248       | 18         |

**PLAYOFFS**

Victoria Payless defeated Coquitlam Adanacs 4 games to 3 (6-11, 11-9, 6-12, 8-6, 8-7, 5-9, 9-6)

New Westminster Salmonbellies defeated Vancouver Burrards 4 games to 3 (10-5, 8-12, 6-12, 8-6, 5-9, 10-5, 12-7)

New Westminster Salmonbellies defeated Victoria Payless 4 games to 1 (8-11, 12-8, 11-10 2OT, 10-9, 10-9)

**MANN CUP – CANADIAN SENIOR CHAMPIONSHIP**

New Westminster Salmonbellies defeated Brooklin Redmen 4 games to 2 (14-10, 6-11, 12-11, 5-6, 10-8, 8-6)

**1987 WESTERN LACROSSE ASSOCIATION**

|                                | <u>GP</u> | <u>W</u> | <u>L</u> | <u>T</u> | <u>GF</u> | <u>GA</u> | <u>PTS</u> |
|--------------------------------|-----------|----------|----------|----------|-----------|-----------|------------|
| New Westminster Salmonbellies* | 24        | 20       | 4        | 0        | 306       | 209       | 40         |
| Coquitlam Adanacs              | 24        | 13       | 11       | 0        | 226       | 226       | 26         |
| Vancouver Burrards             | 24        | 10       | 14       | 0        | 258       | 263       | 20         |
| Richmond Outlaws               | 24        | 9        | 15       | 0        | 235       | 256       | 18         |
| Victoria Payless               | 24        | 8        | 16       | 0        | 194       | 265       | 16         |

**PLAYOFFS**

New Westminster Salmonbellies defeated Richmond Outlaws 4 games to 1 (10-11, 11-4, 8-4, 13-10, 12-8)

Coquitlam Adanacs defeated Vancouver Burrards 4 games to 2 (10-7, 8-6, 11-12, 8-9, 12-8, 10-8)

New Westminster Salmonbellies defeated Coquitlam Adanacs 4 games to 2 (11-7, 11-9, 13-12, 9-13, 7-9, 9-6)

**MANN CUP – CANADIAN SENIOR CHAMPIONSHIP**

Brooklin Redmen defeated New Westminster Salmonbellies 4 games to 3 (11-12, 11-7, 9-11, 16-14, 12-10, 7-10, 9-8)

**1988 WESTERN LACROSSE ASSOCIATION**

|                               | <u>GP</u> | <u>W</u> | <u>L</u> | <u>T</u> | <u>GF</u> | <u>GA</u> | <u>PTS</u> |
|-------------------------------|-----------|----------|----------|----------|-----------|-----------|------------|
| New Westminster Salmonbellies | 24        | 16       | 8        | 0        | 224       | 209       | 32         |
| Coquitlam Adanacs*            | 24        | 13       | 11       | 0        | 226       | 195       | 26         |
| Victoria Payless              | 24        | 12       | 12       | 0        | 212       | 212       | 24         |
| Vancouver Burrards            | 24        | 11       | 13       | 0        | 204       | 204       | 22         |
| Richmond Outlaws              | 24        | 8        | 16       | 0        | 190       | 236       | 16         |

**PLAYOFFS**

Coquitlam Adanacs defeated Victoria Payless 4 games to 1 (15-7, 6-10, 21-8, 13-8, 10-9)

New Westminster Salmonbellies defeated Vancouver Burrards 4 games to 1 (11-9, 11-10, 7-9 OT, 11-7, 9-1)

Coquitlam Adanacs defeated New Westminster Salmonbellies 4 games to 3 (8-14, 7-5, 14-13, 8-6, 6-8, 5-8, 9-6)

**MANN CUP – CANADIAN SENIOR CHAMPIONSHIP**

Brooklin Redmen defeated Coquitlam Adanacs 4 games to 2 (10-6, 7-8, 8-7, 12-6, 10-11, 11-6)

**1989 WESTERN LACROSSE ASSOCIATION**

|                                | <u>GP</u> | <u>W</u> | <u>L</u> | <u>T</u> | <u>GF</u> | <u>GA</u> | <u>PTS</u> |
|--------------------------------|-----------|----------|----------|----------|-----------|-----------|------------|
| New Westminster Salmonbellies* | 24        | 21       | 3        | 0        | 282       | 192       | 42         |
| Victoria Payless               | 24        | 12       | 12       | 0        | 245       | 250       | 24         |
| Coquitlam Adanacs              | 24        | 11       | 13       | 0        | 242       | 249       | 22         |
| Vancouver Burrards             | 24        | 9        | 15       | 0        | 221       | 241       | 18         |
| Richmond Outlaws               | 24        | 7        | 17       | 0        | 204       | 262       | 14         |

**PLAYOFFS**

New Westminster Salmonbellies defeated Vancouver Burrards 4 games to 1 (10-8, 14-12, 8-14, 11-7, 17-9)

Coquitlam Adanacs defeated Victoria Payless 4 games to 2 (10-7, 13-10, 11-12, 9-8, 6-11, 14-12)

New Westminster Salmonbellies defeated Coquitlam Adanacs 4 games to 0 (9-6, 9-4, 10-9, 11-5)

**MANN CUP – CANADIAN SENIOR CHAMPIONSHIP**

New Westminster Salmonbellies defeated Brooklin Redmen 4 game to 2 (9-3, 8-12, 10-5, 12-9, 8-12, 10-4)



**1990 WESTERN LACROSSE ASSOCIATION**

|                               | <u>GP</u> | <u>W</u> | <u>L</u> | <u>T</u> | <u>GF</u> | <u>GA</u> | <u>PTS</u> |
|-------------------------------|-----------|----------|----------|----------|-----------|-----------|------------|
| New Westminster Salmonbellies | 24        | 17       | 7        | 0        | 223       | 180       | 34         |
| Vancouver Burrards*           | 24        | 16       | 8        | 0        | 236       | 193       | 32         |
| Victoria Payless              | 24        | 11       | 13       | 0        | 195       | 226       | 22         |
| Burnaby Lakers                | 24        | 10       | 14       | 0        | 216       | 232       | 20         |
| Coquitlam Adanacs             | 24        | 6        | 18       | 0        | 203       | 242       | 12         |

**PLAYOFFS**

Vancouver Burrards defeated Victoria Payless 4 games to 1 (9-5, 5-11, 8-4, 12-6, 15-8)

Burnaby Lakers defeated New Westminster Salmonbellies 4 games to 3 (6-8, 8-5, 10-8, 9-11, 5-10, 5-4, 11-8)

Vancouver Burrards defeated Burnaby Lakers 4 games to 2 (12-6, 7-11, 10-9, 12-6, 5-9, 11-10)

**MANN CUP – CANADIAN SENIOR CHAMPIONSHIP**

Brooklin Redmen defeated Vancouver Burrards 4 games to 0 (11-8, 13-4, 18-8, 18-5)

**1991 WESTERN LACROSSE ASSOCIATION**

|                                | <u>GP</u> | <u>W</u> | <u>L</u> | <u>T</u> | <u>GF</u> | <u>GA</u> | <u>PTS</u> |
|--------------------------------|-----------|----------|----------|----------|-----------|-----------|------------|
| Coquitlam Adanacs              | 24        | 18       | 6        | 0        | 268       | 198       | 36         |
| New Westminster Salmonbellies* | 24        | 15       | 9        | 0        | 230       | 196       | 30         |
| Victoria Payless               | 24        | 11       | 13       | 0        | 225       | 225       | 22         |
| Vancouver Burrards             | 24        | 8        | 16       | 0        | 187       | 251       | 16         |
| Burnaby Lakers                 | 24        | 8        | 16       | 0        | 201       | 241       | 16         |

**PLAYOFFS**

Coquitlam Adanacs defeated Vancouver Burrards 4 games to 0 (8-7, 12-8, 12-11, 10-7)

New Westminster Salmonbellies defeated Victoria Payless 4 games to 1 (16-6, 5-9, 15-9, 13-7, 10-4)

New Westminster Salmonbellies defeated Coquitlam Adanacs 4 games to 3 (10-8, 6-9, 9-10, 9-2, 6-9, 10-4, 10-3)

**MANN CUP – CANADIAN SENIOR CHAMPIONSHIP**

New Westminster Salmonbellies defeated Brooklin Redmen 4 games to 0 (17-3, 13-5, 12-9, 8-5)

**1992 WESTERN LACROSSE ASSOCIATION**

|                                | <u>GP</u> | <u>W</u> | <u>L</u> | <u>T</u> | <u>GF</u> | <u>GA</u> | <u>PTS</u> |
|--------------------------------|-----------|----------|----------|----------|-----------|-----------|------------|
| New Westminster Salmonbellies* | 24        | 17       | 7        | 0        | 255       | 181       | 34         |
| Burnaby Lakers                 | 24        | 14       | 10       | 0        | 190       | 179       | 26         |
| Victoria Payless               | 24        | 10       | 14       | 0        | 200       | 217       | 20         |
| Coquitlam Adanacs              | 24        | 10       | 14       | 0        | 191       | 228       | 20         |
| Vancouver Burrards             | 24        | 9        | 15       | 0        | 192       | 223       | 16         |

**PLAYOFFS**

New Westminster Salmonbellies defeated Coquitlam Adanacs 4 games to 2 (9-10, 4-3, 11-3, 6-7, 10-6, 11-5)

Burnaby Lakers defeated Victoria Payless 4 games to 3 (8-7, 6-13, 10-12, 3-9, 10-8, 4-2, 5-1)

New Westminster Salmonbellies defeated Burnaby Lakers 4 games to 1 (7-6, 5-7, 6-5, 9-8 OT, 9-2)

**MANN CUP – CANADIAN SENIOR CHAMPIONSHIP**

Brampton Excelsiors defeated New Westminster Salmonbellies 4 games to 1 (10-9, 7-16, 8-7, 6-4, 15-14 2OT)

### 1993 WESTERN LACROSSE ASSOCIATION

|                               | <u>GP</u> | <u>W</u> | <u>L</u> | <u>T</u> | <u>GF</u> | <u>GA</u> | <u>PTS</u> |
|-------------------------------|-----------|----------|----------|----------|-----------|-----------|------------|
| Coquitlam Adanacs*            | 23        | 17       | 6        | 0        | 251       | 212       | 34         |
| New Westminster Salmonbellies | 24        | 17       | 7        | 0        | 258       | 192       | 34         |
| Burnaby Lakers                | 24        | 12       | 12       | 0        | 235       | 234       | 24         |
| Victoria Payless              | 23        | 9        | 14       | 0        | 235       | 249       | 18         |
| Vancouver Burrards            | 24        | 4        | 20       | 0        | 220       | 312       | 8          |

#### PLAYOFFS

Coquitlam Adanacs defeated Victoria Payless 4 games to 0 (12-11, 14-6, 8-7, 6-5)

Burnaby Lakers defeated New Westminster Salmonbellies 4 games to 3 (7-8, BY-NW, 7-10, 8-7, 5-7, 8-5, 8-6)

Coquitlam Adanacs defeated Burnaby Lakers 4 games to 3 (7-4, 9-5, 8-6, 7-10, 5-7, 5-7, 8-7 OT)

#### MANN CUP – CANADIAN SENIOR CHAMPIONSHIP

Brampton Excelsiors defeated Coquitlam Adanacs 4 games to 1 (10-15, 12-8, 15-13 OT, 14-3, 14-9)

### 1994 WESTERN LACROSSE ASSOCIATION

|                                | <u>GP</u> | <u>W</u> | <u>L</u> | <u>T</u> | <u>GF</u> | <u>GA</u> | <u>PTS</u> |
|--------------------------------|-----------|----------|----------|----------|-----------|-----------|------------|
| New Westminster Salmonbellies* | 20        | 16       | 4        | 0        | 223       | 164       | 32         |
| Victoria Shamrocks             | 20        | 14       | 6        | 0        | 249       | 191       | 28         |
| Coquitlam Adanacs              | 20        | 13       | 7        | 0        | 215       | 199       | 26         |
| Surrey Burrards                | 20        | 8        | 12       | 0        | 167       | 205       | 16         |
| North Shore Indians            | 20        | 5        | 15       | 0        | 189       | 234       | 10         |
| Burnaby Lakers                 | 20        | 4        | 16       | 0        | 175       | 225       | 8          |

#### PLAYOFFS

New Westminster Salmonbellies defeated Surrey Burrards 4 games to 0 (13-5, 9-5, 8-5, 11-8)

Coquitlam Adanacs defeated Victoria Shamrocks 4 games to 2 (10-5, 11-9, 7-11, 11-9, 7-9, 13-6)

New Westminster Salmonbellies defeated Coquitlam Adanacs 4 games to 1 (15-7, 8-9 OT, 14-2, 8-5, 4-3)

#### MANN CUP – CANADIAN SENIOR CHAMPIONSHIP

Six Nations Chiefs defeated New Westminster Salmonbellies 4 games to 2 (9-5, 17-14, 13-15 OT, 8-11, 16-8, 8-6)

### 1995 WESTERN LACROSSE ASSOCIATION

|                                | <u>GP</u> | <u>W</u> | <u>L</u> | <u>T</u> | <u>GF</u> | <u>GA</u> | <u>PTS</u> |
|--------------------------------|-----------|----------|----------|----------|-----------|-----------|------------|
| New Westminster Salmonbellies* | 25        | 21       | 2        | 2        | 274       | 186       | 44         |
| Victoria Shamrocks             | 25        | 12       | 9        | 4        | 246       | 234       | 26         |
| Coquitlam Adanacs              | 25        | 11       | 11       | 3        | 236       | 226       | 25         |
| Burnaby Lakers                 | 25        | 11       | 13       | 1        | 207       | 236       | 23         |
| North Shore Indians            | 25        | 7        | 13       | 5        | 214       | 247       | 19         |
| Surrey Burrards                | 25        | 5        | 19       | 1        | 214       | 262       | 11         |

#### PLAYOFFS

New Westminster Salmonbellies defeated Burnaby Lakers 3 games to 1 (6-5, 10-11 OT, 11-6, 15-5)

Victoria Shamrocks defeated Coquitlam Adanacs 3 games to 0 (7-2, 10-5, 14-10)

New Westminster Salmonbellies defeated Victoria Shamrocks 4 games to 0 (16-5, 11-10, 12-2, 10-6)

#### MANN CUP – CANADIAN SENIOR CHAMPIONSHIP

Six Nations Chiefs defeated New Westminster Salmonbellies 4 games to 2 (16-14, 16-11, 6-12, 17-7, 4-13, 9-6)

**1996 WESTERN LACROSSE ASSOCIATION**

|                               | <u>GP</u> | <u>W</u> | <u>L</u> | <u>T</u> | <u>GF</u> | <u>GA</u> | <u>PTS</u> |
|-------------------------------|-----------|----------|----------|----------|-----------|-----------|------------|
| North Shore Indians           | 20        | 12       | 7        | 1        | 204       | 184       | 25         |
| Maple Ridge Burrards          | 20        | 11       | 8        | 1        | 207       | 179       | 23         |
| Victoria Shamrocks*           | 20        | 10       | 9        | 1        | 213       | 210       | 21         |
| New Westminster Salmonbellies | 20        | 10       | 9        | 1        | 187       | 183       | 21         |
| Burnaby Lakers                | 20        | 10       | 10       | 0        | 176       | 199       | 20         |
| Coquitlam Adanacs             | 20        | 5        | 15       | 0        | 158       | 190       | 10         |

**PLAYOFFS**

North Shore Indians defeated New Westminster Salmonbellies 4 games to 3 (15-10, 8-11, 8-9, 5-6, 10-8, 10-9 OT, 9-7)

Victoria Shamrocks defeated Maple Ridge Burrards 4 games to 0 (13-10, 10-7, 12-11 OT, 15-14)

Victoria Shamrocks defeated North Shore Indians 4 games to 0 (13-10, 10-7, 12-11 OT, 15-14)

**MANN CUP – CANADIAN SENIOR CHAMPIONSHIP**

Six Nations Chiefs defeated Victoria Shamrocks 4 games to 0 (11-9, 8-7, 12-7, 10-5)

**1997 WESTERN LACROSSE ASSOCIATION**

|                               | <u>GP</u> | <u>W</u> | <u>L</u> | <u>T</u> | <u>GF</u> | <u>GA</u> | <u>PTS</u> |
|-------------------------------|-----------|----------|----------|----------|-----------|-----------|------------|
| Victoria Shamrocks*           | 20        | 12       | 8        | 0        | 203       | 179       | 24         |
| Maple Ridge Burrards          | 20        | 11       | 8        | 1        | 186       | 202       | 23         |
| North Shore Indians           | 20        | 11       | 9        | 0        | 231       | 174       | 22         |
| Coquitlam Adanacs             | 20        | 9        | 10       | 1        | 169       | 171       | 19         |
| New Westminster Salmonbellies | 20        | 9        | 10       | 1        | 174       | 179       | 19         |
| Burnaby Lakers                | 20        | 1        | 18       | 1        | 154       | 212       | 3          |

*North Shore Indians deducted 5 wins for use of an ineligible player*

**PLAYOFFS**

Victoria Shamrocks defeated Coquitlam Adanacs 4 games to 2 (10-8, 10-13, 13-12, 7-10, 7-11, 17-7)

North Shore Indians defeated Maple Ridge Burrards 4 games to 2 (7-8, 8-7, 13-8, 5-8, 10-7, 7-6)

Victoria Shamrocks defeated North Shore Indians 4 games to 1 (18-12, 12-15, 15-6, 14-11, 13-10)

**MANN CUP – CANADIAN SENIOR CHAMPIONSHIP**

Victoria Shamrocks defeated Niagara Falls Gamblers 4 games to 1 (9-7, 6-9, 14-7, 17-2, 14-8)

**1998 WESTERN LACROSSE ASSOCIATION**

|                               | <u>GP</u> | <u>W</u> | <u>L</u> | <u>T</u> | <u>GF</u> | <u>GA</u> | <u>PTS</u> |
|-------------------------------|-----------|----------|----------|----------|-----------|-----------|------------|
| Victoria Shamrocks            | 25        | 20       | 5        | 0        | 277       | 206       | 40         |
| Maple Ridge Burrards          | 25        | 15       | 8        | 2        | 262       | 228       | 32         |
| Coquitlam Adanacs*            | 25        | 15       | 9        | 1        | 255       | 216       | 31         |
| North Shore Indians           | 25        | 13       | 11       | 1        | 245       | 233       | 27         |
| New Westminster Salmonbellies | 25        | 6        | 19       | 0        | 196       | 266       | 12         |
| Burnaby Lakers                | 25        | 4        | 21       | 0        | 187       | 273       | 8          |

**PLAYOFFS**

Victoria Shamrocks defeated North Shore Indians 4 games to 2 (13-8, 9-12, 14-9, 13-14, 11-3, 11-8)

Coquitlam Adanacs defeated Maple Ridge Burrards 4 games to 1 (11-12 OT, 10-7, 10-7, 10-2, 10-6)

Coquitlam Adanacs defeated Victoria Shamrocks 4 games to 2 (11-15, 6-9, 12-8, 14-11, 13-9, 8-7)

**MANN CUP – CANADIAN SENIOR CHAMPIONSHIP**

Brampton Excelsiors defeated Coquitlam Adanacs 4 games to 2 (8-13, 9-7, 2-5, 7-6, 9-8, 7-5)

**1999 WESTERN LACROSSE ASSOCIATION**

|                               | <u>GP</u> | <u>W</u> | <u>L</u> | <u>T</u> | <u>GF</u> | <u>GA</u> | <u>PTS</u> |
|-------------------------------|-----------|----------|----------|----------|-----------|-----------|------------|
| Victoria Shamrocks*           | 25        | 20       | 5        | 0        | 283       | 194       | 40         |
| Coquitlam Adanacs             | 25        | 18       | 7        | 0        | 248       | 201       | 36         |
| New Westminster Salmonbellies | 25        | 11       | 13       | 1        | 220       | 225       | 23         |
| North Shore Indians           | 25        | 10       | 14       | 1        | 213       | 241       | 21         |
| Maple Ridge Burrards          | 25        | 10       | 15       | 0        | 221       | 255       | 20         |
| Burnaby Lakers                | 25        | 5        | 20       | 0        | 207       | 276       | 10         |

**PLAYOFFS**

Victoria Shamrocks defeated North Shore Indians 4 games to 0 (16-4, 12-11, 13-9, 12-11)

Coquitlam Adanacs defeated New Westminster Salmonbellies 4 games to 1 (6-10, 9-6, 11-10, 12-4, 16-2)

Victoria Shamrocks defeated Coquitlam Adanacs 4 games to 1 (13-10, 11-15, 7-3, 9-5, 11-7)

**MANN CUP – CANADIAN SENIOR CHAMPIONSHIP**

Victoria Shamrocks defeated Brampton Excelsiors 4 games to 0 (14-9, 9-6, 11-3, 17-9)

**2000 WESTERN LACROSSE ASSOCIATION**

|                               | <u>GP</u> | <u>W</u> | <u>L</u> | <u>T</u> | <u>GF</u> | <u>GA</u> | <u>PTS</u> |
|-------------------------------|-----------|----------|----------|----------|-----------|-----------|------------|
| Victoria Shamrocks*           | 25        | 20       | 5        | 0        | 319       | 239       | 40         |
| New Westminster Salmonbellies | 25        | 15       | 9        | 1        | 322       | 269       | 31         |
| Coquitlam Adanacs             | 25        | 14       | 11       | 0        | 278       | 276       | 28         |
| Burnaby Lakers                | 25        | 11       | 14       | 0        | 254       | 286       | 22         |
| Maple Ridge Burrards          | 25        | 9        | 16       | 0        | 295       | 321       | 18         |
| Okanagan Thunder              | 25        | 5        | 19       | 1        | 298       | 375       | 11         |

**PLAYOFFS**

Victoria Shamrocks defeated Burnaby Lakers 4 games to 0 (23-5, 15-6, 19-9, 22-10)

Coquitlam Adanacs defeated New Westminster Salmonbellies 4 games to 0 (11-9, 10-9 OT, 13-9, 16-12)

Victoria Shamrocks defeated Coquitlam Adanacs 4 games to 1 (11-10, 10-14, 12-11 OT, 16-11, 15-6)

**MANN CUP – CANADIAN SENIOR CHAMPIONSHIP**

Brooklin Redmen defeated Victoria Shamrocks 4 games to 0 (15-13 OT, 15-13, 15-13 OT, 14-9)

**2001 WESTERN LACROSSE ASSOCIATION**

|                               | <u>GP</u> | <u>W</u> | <u>L</u> | <u>T</u> | <u>GF</u> | <u>GA</u> | <u>PTS</u> |
|-------------------------------|-----------|----------|----------|----------|-----------|-----------|------------|
| Victoria Shamrocks            | 20        | 19       | 0        | 1        | 311       | 192       | 39         |
| Coquitlam Adanacs*            | 20        | 12       | 8        | 0        | 258       | 224       | 24         |
| New Westminster Salmonbellies | 20        | 10       | 9        | 1        | 222       | 201       | 21         |
| Burnaby Lakers                | 20        | 9        | 11       | 0        | 225       | 253       | 18         |
| Okanagan Thunder              | 20        | 5        | 15       | 0        | 223       | 274       | 10         |
| Maple Ridge Burrards          | 20        | 4        | 16       | 0        | 201       | 296       | 8          |

**PLAYOFFS**

Victoria Shamrocks defeated Burnaby Lakers 4 games to 1 (12-8, 14-10, 13-14 OT, 13-8, 16-10)

Coquitlam Adanacs defeated New Westminster Salmonbellies 4 games to 0 (12-11 OT, 11-7, 11-4, 11-8)

Coquitlam Adanacs defeated Victoria Shamrocks 4 games to 2 (11-10, 12-11, 9-14, 14-18 OT, 9-7, 14-10)

**MANN CUP – CANADIAN SENIOR CHAMPIONSHIP**

Coquitlam Adanacs defeated Brampton Excelsiors 4 games to 3 (6-9, 5-9, 13-5, 12-8, 9-17, 15-10, 10-9)

## 2002 WESTERN LACROSSE ASSOCIATION

|                               | <u>GP</u> | <u>W</u> | <u>L</u> | <u>T</u> | <u>GF</u> | <u>GA</u> | <u>PTS</u> |
|-------------------------------|-----------|----------|----------|----------|-----------|-----------|------------|
| Victoria Shamrocks*           | 20        | 16       | 3        | 1        | 287       | 202       | 33         |
| Coquitlam Adanacs             | 20        | 13       | 6        | 1        | 264       | 205       | 27         |
| Burnaby Lakers                | 20        | 11       | 9        | 0        | 202       | 208       | 22         |
| New Westminster Salmonbellies | 20        | 10       | 9        | 1        | 253       | 247       | 21         |
| North Shore Thunder           | 20        | 4        | 15       | 1        | 196       | 260       | 9          |
| Maple Ridge Burrards          | 20        | 3        | 15       | 2        | 227       | 307       | 8          |

### PLAYOFFS

Victoria Shamrocks defeated New Westminster Salmonbellies 4 games to 0 (17-10, 13-10, 12-7, 12-9)

Coquitlam Adanacs defeated Burnaby Lakers 4 games to 0 (11-6, 10-8, 13-10, 12-6)

Victoria Shamrocks defeated Coquitlam Adanacs 4 games to 2 (12-11 OT, 5-20, 15-10, 10-11, 14-13, 8-6)

### MANN CUP – CANADIAN SENIOR CHAMPIONSHIP

Brampton Excelsiors defeated Victoria Shamrocks 4 games to 3 (15-10, 5-7, 11-10 OT, 11-8, 11-12, 7-10, 9-8)

## 2003 WESTERN LACROSSE ASSOCIATION

|                               | <u>GP</u> | <u>W</u> | <u>L</u> | <u>T</u> | <u>GF</u> | <u>GA</u> | <u>PTS</u> |
|-------------------------------|-----------|----------|----------|----------|-----------|-----------|------------|
| Coquitlam Adanacs             | 20        | 17       | 3        | 0        | 266       | 195       | 34         |
| Victoria Shamrocks*           | 20        | 15       | 5        | 0        | 283       | 215       | 30         |
| Burnaby Lakers                | 20        | 8        | 11       | 1        | 215       | 230       | 17         |
| North Shore Thunder           | 20        | 7        | 11       | 2        | 217       | 245       | 16         |
| New Westminster Salmonbellies | 20        | 6        | 13       | 1        | 229       | 263       | 13         |
| Maple Ridge Burrards          | 20        | 5        | 15       | 0        | 184       | 246       | 10         |

### PLAYOFFS

Coquitlam Adanacs defeated North Shore Thunder 4 games to 1 (11-8, 13-14, 17-5, 12-9, 13-8)

Victoria Shamrocks defeated Burnaby Lakers 4 games to 0 (10-9, 7-3, 14-8, 11-9)

Victoria Shamrocks defeated Coquitlam Adanacs 4 games to 1 (11-9, 13-6, 14-10, 7-8, 10-6)

### MANN CUP – CANADIAN SENIOR CHAMPIONSHIP

Victoria Shamrocks defeated Brampton Excelsiors 4 games to 1 (12-10, 14-10, 13-6, 10-11 OT, 11-6)

## 2004 WESTERN LACROSSE ASSOCIATION

|                               | <u>GP</u> | <u>W</u> | <u>L</u> | <u>T</u> | <u>GF</u> | <u>GA</u> | <u>PTS</u> |
|-------------------------------|-----------|----------|----------|----------|-----------|-----------|------------|
| Victoria Shamrocks*           | 20        | 18       | 2        | 0        | 250       | 143       | 36         |
| Burnaby Lakers                | 20        | 14       | 6        | 0        | 221       | 199       | 28         |
| Coquitlam Adanacs             | 20        | 11       | 9        | 0        | 223       | 200       | 22         |
| Maple Ridge Burrards          | 20        | 8        | 12       | 0        | 197       | 219       | 16         |
| New Westminster Salmonbellies | 20        | 8        | 12       | 0        | 203       | 225       | 16         |
| Langley Thunder               | 20        | 1        | 19       | 0        | 146       | 254       | 2          |

### PLAYOFFS

Victoria Shamrocks defeated Maple Ridge Burrards 4 games to 1 (6-3, 9-5, 10-13, 15-5, 11-10)

Burnaby Lakers defeated Coquitlam Adanacs 4 games to 2 (10-7, 11-10, 12-7, 8-12, 9-12, 12-9)

Victoria Shamrocks defeated Burnaby Lakers 4 games to 1 (14-6, 12-13 OT, 16-2, 9-8, 10-7)

### MANN CUP – CANADIAN SENIOR CHAMPIONSHIP

Peterborough Lakers defeated Victoria Shamrocks 4 games to 2 (6-9, 12-6, 12-11, 12-3, 8-14, 11-10)

## 2005 WESTERN LACROSSE ASSOCIATION

|                               | <u>GP</u> | <u>W</u> | <u>L</u> | <u>T</u> | <u>GF</u> | <u>GA</u> | <u>PTS</u> |
|-------------------------------|-----------|----------|----------|----------|-----------|-----------|------------|
| Victoria Shamrocks*           | 18        | 14       | 4        | 0        | 230       | 167       | 28         |
| Coquitlam Adanacs             | 18        | 13       | 4        | 1        | 267       | 198       | 27         |
| New Westminster Salmonbellies | 17        | 10       | 6        | 1        | 215       | 188       | 21         |
| Maple Ridge Burrards          | 18        | 9        | 8        | 1        | 181       | 189       | 19         |
| Burnaby Lakers                | 18        | 8        | 9        | 1        | 217       | 213       | 17         |
| Nanaimo Timbermen             | 18        | 4        | 14       | 0        | 175       | 238       | 8          |
| Langley Thunder               | 17        | 2        | 15       | 0        | 135       | 227       | 4          |

*Langley-New Westminster game on August 3, 2005 cancelled due to unsafe floor conditions*

### PLAYOFFS

Victoria Shamrocks defeated Maple Ridge Burrards 4 games to 1 (13-7, 8-10, 14-4, 9-8, 13-9)

Coquitlam Adanacs defeated New Westminster Salmonbellies 4 games to 2 (8-18, 8-13, 18-5, 11-10, 15-13, 12-8)

Victoria Shamrocks defeated Coquitlam Adanacs 4 games to 1 (9-12, 11-10, 12-10, 11-8, 11-9)

### MANN CUP – CANADIAN SENIOR CHAMPIONSHIP

Victoria Shamrocks defeated Peterborough Lakers 4 games to 2 (6-8, 13-12 OT, 13-8, 12-6, 5-10, 9-8 OT)

## 2006 WESTERN LACROSSE ASSOCIATION

|                               | <u>GP</u> | <u>W</u> | <u>L</u> | <u>T</u> | <u>GF</u> | <u>GA</u> | <u>PTS</u> |
|-------------------------------|-----------|----------|----------|----------|-----------|-----------|------------|
| Victoria Shamrocks*           | 18        | 15       | 3        | 0        | 215       | 160       | 30         |
| New Westminster Salmonbellies | 18        | 12       | 6        | 0        | 246       | 181       | 24         |
| Burnaby Lakers                | 18        | 12       | 6        | 0        | 223       | 177       | 24         |
| Coquitlam Adanacs             | 18        | 11       | 6        | 1        | 192       | 187       | 23         |
| Maple Ridge Burrards          | 18        | 7        | 11       | 0        | 187       | 200       | 14         |
| Nanaimo Timbermen             | 18        | 3        | 14       | 1        | 153       | 236       | 7          |
| Langley Thunder               | 18        | 2        | 16       | 0        | 138       | 213       | 4          |

### PLAYOFFS

Victoria Shamrocks defeated Coquitlam Adanacs 4 games to 3 (12-10, 11-7, 8-11 OT, 10-3, 10-13, 8-9, 3-2 2OT)

New Westminster Salmonbellies defeated Burnaby Lakers 4 games to 1 (9-8, 11-8, 17-13 OT, 7-8, 10-6)

Victoria Shamrocks defeated New Westminster Salmonbellies 4 games to 1 (5-6, 22-18, 10-7, 10-8, 13-6)

### MANN CUP – CANADIAN SENIOR CHAMPIONSHIP

Peterborough Lakers defeated Victoria Shamrocks 4 games to 1 (10-6, 12-8, 10-11, 12-5, 17-10)

## 2007 WESTERN LACROSSE ASSOCIATION

|                               | <u>GP</u> | <u>W</u> | <u>L</u> | <u>T</u> | <u>GF</u> | <u>GA</u> | <u>PTS</u> |
|-------------------------------|-----------|----------|----------|----------|-----------|-----------|------------|
| New Westminster Salmonbellies | 18        | 15       | 2        | 1        | 217       | 167       | 31         |
| Burnaby Lakers                | 18        | 12       | 6        | 0        | 214       | 192       | 24         |
| Coquitlam Adanacs*            | 18        | 9        | 7        | 2        | 178       | 188       | 20         |
| Nanaimo Timbermen             | 18        | 7        | 11       | 0        | 191       | 211       | 14         |
| Maple Ridge Burrards          | 18        | 7        | 11       | 0        | 183       | 194       | 14         |
| Langley Thunder               | 18        | 6        | 12       | 0        | 176       | 199       | 12         |
| Victoria Shamrocks            | 18        | 5        | 12       | 1        | 187       | 195       | 11         |

### PLAYOFFS

New Westminster Salmonbellies defeated Nanaimo Timbermen 4 games to 1 (12-5, 11-8, 14-16, 11-5, 11-10)

Coquitlam Adanacs defeated Burnaby Lakers 4 games to 2 (14-7, 10-14, 7-11, 9-6, 13-9, 9-4)

Coquitlam Adanacs defeated New Westminster Salmonbellies 4 games to 0 (15-5, 14-11, 10-6, 8-7)

### MANN CUP – CANADIAN SENIOR CHAMPIONSHIP

Peterborough Lakers defeated Coquitlam Adanacs 4 games to 2 (11-14, 13-9, 7-6, 12-8, 10-11, 12-8)

## 2008 WESTERN LACROSSE ASSOCIATION

|                                | <u>GP</u> | <u>W</u> | <u>L</u> | <u>T</u> | <u>GF</u> | <u>GA</u> | <u>PTS</u> |
|--------------------------------|-----------|----------|----------|----------|-----------|-----------|------------|
| New Westminster Salmonbellies* | 18        | 17       | 1        | 0        | 191       | 119       | 34         |
| Coquitlam Adanacs              | 18        | 13       | 3        | 2        | 180       | 135       | 28         |
| Burnaby Lakers                 | 18        | 9        | 7        | 2        | 169       | 163       | 20         |
| Victoria Shamrocks             | 18        | 9        | 8        | 1        | 159       | 162       | 19         |
| Maple Ridge Burrards           | 18        | 5        | 13       | 0        | 156       | 182       | 10         |
| Nanaimo Timbermen              | 18        | 4        | 13       | 1        | 141       | 218       | 9          |
| Langley Thunder                | 18        | 3        | 15       | 0        | 156       | 173       | 6          |

### PLAYOFFS

New Westminster Salmonbellies defeated Victoria Shamrocks 4 games to 0 (12-8, 12-4, 11-7, 10-7)

Coquitlam Adanacs defeated Burnaby Lakers 4 games to 3 (9-5, 9-8, 9-10, 6-5, 7-11, 5-10, 9-5)

New Westminster Salmonbellies defeated Coquitlam Adanacs 4 games to 0 (10-1, 8-6, 12-5, 11-8)

### MANN CUP – CANADIAN SENIOR CHAMPIONSHIP

Brampton Excelsiors defeated New Westminster Salmonbellies 4 games to 0 (8-5, 6-5, 7-3, 9-6)

## 2009 WESTERN LACROSSE ASSOCIATION

|                                | <u>GP</u> | <u>W</u> | <u>L</u> | <u>T</u> | <u>GF</u> | <u>GA</u> | <u>PTS</u> |
|--------------------------------|-----------|----------|----------|----------|-----------|-----------|------------|
| Victoria Shamrocks             | 18        | 14       | 3        | 1        | 255       | 171       | 29         |
| New Westminster Salmonbellies* | 18        | 13       | 3        | 2        | 180       | 141       | 28         |
| Langley Thunder                | 18        | 10       | 7        | 1        | 188       | 163       | 21         |
| Coquitlam Adanacs              | 18        | 9        | 9        | 0        | 171       | 186       | 18         |
| Maple Ridge Burrards           | 18        | 7        | 11       | 0        | 178       | 192       | 14         |
| Nanaimo Timbermen              | 18        | 4        | 11       | 3        | 182       | 224       | 11         |
| Burnaby Lakers                 | 18        | 2        | 15       | 1        | 129       | 206       | 5          |

### PLAYOFFS

Coquitlam Adanacs defeated Victoria Shamrocks 4 games to 1 (17-15, 15-12, 11-13, 12-8, 13-9)

New Westminster Salmonbellies defeated Langley Thunder 4 games to 0 (12-5, 15-7, 14-7, 10-4)

New Westminster Salmonbellies defeated Coquitlam Adanacs 4 games to 0 (14-5, 13-5, 16-13 OT, 12-8)

### MANN CUP – CANADIAN SENIOR CHAMPIONSHIP

Brampton Excelsiors defeated New Westminster Salmonbellies 4 games to 3 (9-12, 13-10, 8-7 OT, 7-8, 8-10, 9-8 OT, 9-7 OT)

## 2010 WESTERN LACROSSE ASSOCIATION

|                                | <u>GP</u> | <u>W</u> | <u>L</u> | <u>T</u> | <u>GF</u> | <u>GA</u> | <u>PTS</u> |
|--------------------------------|-----------|----------|----------|----------|-----------|-----------|------------|
| New Westminster Salmonbellies* | 18        | 13       | 5        | 0        | 182       | 156       | 26         |
| Victoria Shamrocks             | 18        | 11       | 7        | 0        | 188       | 169       | 22         |
| Coquitlam Adanacs              | 18        | 9        | 9        | 0        | 204       | 197       | 18         |
| Maple Ridge Burrards           | 18        | 9        | 9        | 0        | 165       | 162       | 18         |
| Nanaimo Timbermen              | 18        | 9        | 9        | 0        | 188       | 193       | 18         |
| Langley Thunder                | 18        | 6        | 12       | 0        | 184       | 198       | 12         |
| Burnaby Lakers                 | 18        | 6        | 12       | 0        | 143       | 179       | 12         |

### PLAYOFFS

New Westminster Salmonbellies defeated Maple Ridge Burrards 4 games to 1 (11-12, 12-7, 12-9, 12-6, 13-5)

Victoria Shamrocks defeated Coquitlam Adanacs 4 games to 2 (6-10, 16-10, 16-11, 13-10, 8-10, 12-5)

New Westminster Salmonbellies defeated Victoria Shamrocks 4 games to 0 (12-10, 15-7, 11-4, 17-8)

### MANN CUP – CANADIAN SENIOR CHAMPIONSHIP

Peterborough Lakers defeated New Westminster Salmonbellies 4 games to 2 (13-11 OT, 7-10, 10-7, 8-9, 14-9, 15-9)

## 2011 WESTERN LACROSSE ASSOCIATION

|                               | <u>GP</u> | <u>W</u> | <u>L</u> | <u>T</u> | <u>GF</u> | <u>GA</u> | <u>PTS</u> |
|-------------------------------|-----------|----------|----------|----------|-----------|-----------|------------|
| New Westminster Salmonbellies | 18        | 11       | 5        | 2        | 165       | 137       | 24         |
| Victoria Shamrocks            | 18        | 10       | 6        | 2        | 182       | 180       | 22         |
| Langley Thunder*              | 18        | 8        | 8        | 2        | 161       | 168       | 18         |
| Maple Ridge Burrards          | 18        | 8        | 10       | 0        | 173       | 184       | 16         |
| Burnaby Lakers                | 18        | 7        | 9        | 2        | 168       | 172       | 16         |
| Nanaimo Timbermen             | 18        | 7        | 9        | 2        | 171       | 175       | 16         |
| Coquitlam Adanacs             | 18        | 7        | 11       | 0        | 160       | 164       | 14         |

### PLAYOFFS

New Westminster Salmonbellies defeated Maple Ridge Burrards 4 games to 1 (11-8, 13-6, 8-9, 11-7, 8-5)

Langley Thunder defeated Victoria Shamrocks 4 games to 0 (9-7, 13-9, 9-7, 13-8)

Langley Thunder defeated New Westminster Salmonbellies 4 games to 2 (3-8, 12-6, 7-10, 8-6, 8-4, 7-5)

### MANN CUP – CANADIAN SENIOR CHAMPIONSHIP

Brampton Excelsiors defeated Langley Thunder 4 games to 1 (3-11, 9-4, 8-7, 5-4, 6-3)

## 2012 WESTERN LACROSSE ASSOCIATION

|                               | <u>GP</u> | <u>W</u> | <u>L</u> | <u>T</u> | <u>GF</u> | <u>GA</u> | <u>PTS</u> |
|-------------------------------|-----------|----------|----------|----------|-----------|-----------|------------|
| Langley Thunder*              | 18        | 12       | 6        | 0        | 177       | 161       | 24         |
| Victoria Shamrocks            | 18        | 11       | 7        | 0        | 195       | 168       | 22         |
| Coquitlam Adanacs             | 18        | 10       | 8        | 0        | 147       | 137       | 20         |
| Burnaby Lakers                | 18        | 9        | 7        | 2        | 158       | 161       | 20         |
| New Westminster Salmonbellies | 18        | 9        | 9        | 0        | 158       | 162       | 18         |
| Nanaimo Timbermen             | 18        | 6        | 11       | 1        | 178       | 192       | 13         |
| Maple Ridge Burrards          | 18        | 4        | 13       | 1        | 156       | 188       | 9          |

### PLAYOFFS

Langley Thunder defeated Burnaby Lakers 4 games to 0 (9-8, 9-6, 10-6, 11-10)

Coquitlam Adanacs defeated Victoria Shamrocks 4 games to 2 (11-9, 13-7, 6-9, 8-11 OT, 10-9 OT, 8-7)

Langley Thunder defeated Coquitlam Adanacs 4 games to 2 (7-3, 8-9, 9-5, 8-7, 6-7, 9-5)

### MANN CUP – CANADIAN SENIOR CHAMPIONSHIP

Peterborough Lakers defeated Langley Thunder 4 games to 2 (12-13, 14-15 OT, 14-10, 9-8, 9-5, 14-8)

## 2013 WESTERN LACROSSE ASSOCIATION

|                               | <u>GP</u> | <u>W</u> | <u>L</u> | <u>T</u> | <u>GF</u> | <u>GA</u> | <u>PTS</u> |
|-------------------------------|-----------|----------|----------|----------|-----------|-----------|------------|
| Langley Thunder               | 18        | 11       | 5        | 2        | 157       | 137       | 24         |
| Victoria Shamrocks*           | 18        | 11       | 7        | 0        | 199       | 161       | 22         |
| Burnaby Lakers                | 18        | 10       | 8        | 0        | 175       | 173       | 20         |
| Coquitlam Adanacs             | 18        | 9        | 8        | 1        | 164       | 171       | 19         |
| Maple Ridge Burrards          | 18        | 8        | 10       | 0        | 184       | 189       | 16         |
| New Westminster Salmonbellies | 18        | 7        | 10       | 1        | 167       | 178       | 15         |
| Nanaimo Timbermen             | 18        | 5        | 13       | 0        | 161       | 198       | 10         |

### PLAYOFFS

Langley Thunder defeated Coquitlam Adanacs 4 games to 0 (10-8, 8-6, 9-7, 11-9)

Victoria Shamrocks defeated Burnaby Lakers 4 games to 0 (12-8, 12-11, 17-3, 10-7)

Victoria Shamrocks defeated Langley Thunder 4 games to 2 (6-7, 10-6, 10-12, 4-3 OT, 11-8, 8-3)

### MANN CUP – CANADIAN SENIOR CHAMPIONSHIP

Six Nations Chiefs defeated Victoria Shamrocks 4 games to 2 (4-5, 10-8, 6-8, 8-3, 11-7, 8-5)



## 2014 WESTERN LACROSSE ASSOCIATION

|                               | <u>GP</u> | <u>W</u> | <u>L</u> | <u>T</u> | <u>GF</u> | <u>GA</u> | <u>PTS</u> |
|-------------------------------|-----------|----------|----------|----------|-----------|-----------|------------|
| Victoria Shamrocks*           | 18        | 14       | 2        | 2        | 176       | 124       | 30         |
| Burnaby Lakers                | 18        | 11       | 7        | 0        | 157       | 152       | 22         |
| Maple Ridge Burrards          | 18        | 9        | 8        | 1        | 150       | 125       | 19         |
| New Westminster Salmonbellies | 18        | 9        | 9        | 0        | 156       | 149       | 18         |
| Coquitlam Adanacs             | 18        | 7        | 11       | 0        | 135       | 144       | 14         |
| Langley Thunder               | 18        | 7        | 11       | 0        | 138       | 163       | 14         |
| Nanaimo Timbermen             | 18        | 4        | 13       | 1        | 131       | 186       | 9          |

### PLAYOFFS

Victoria Shamrocks defeated New Westminster Salmonbellies 4 games to 0 (13-8, 13-12, 11-8, 16-13)

Maple Ridge Burrards defeated Burnaby Lakers 4 games to 2 (5-10, 11-5, 9-6, 6-8, 10-7, 10-8)

Victoria Shamrocks defeated Maple Ridge Burrards 4 games to 1 (9-5, 12-8, 9-11 OT, 10-7, 9-4)

### MANN CUP – CANADIAN SENIOR CHAMPIONSHIP

Six Nations Chiefs defeated Victoria Shamrocks 4 games to 2 (7-4, 5-6 OT, 11-12 OT, 12-6, 8-6, 9-4)

## 2015 WESTERN LACROSSE ASSOCIATION

|                               | <u>GP</u> | <u>W</u> | <u>L</u> | <u>T</u> | <u>GF</u> | <u>GA</u> | <u>PTS</u> |
|-------------------------------|-----------|----------|----------|----------|-----------|-----------|------------|
| Victoria Shamrocks*           | 18        | 14       | 4        | 0        | 217       | 139       | 28         |
| New Westminster Salmonbellies | 18        | 12       | 6        | 0        | 158       | 144       | 24         |
| Langley Thunder               | 18        | 9        | 9        | 0        | 163       | 160       | 18         |
| Maple Ridge Burrards          | 18        | 9        | 9        | 0        | 173       | 168       | 18         |
| Burnaby Lakers                | 18        | 9        | 9        | 0        | 136       | 154       | 18         |
| Coquitlam Adanacs             | 18        | 7        | 11       | 0        | 141       | 168       | 14         |
| Nanaimo Timbermen             | 18        | 3        | 15       | 0        | 137       | 192       | 6          |

### PLAYOFFS

Victoria Shamrocks defeated Maple Ridge Burrards 4 games to 0 (13-9, 12-5, 13-5, 13-4)

New Westminster Salmonbellies defeated Langley Thunder 4 games to 0 (15-12, 10-5, 8-7, 10-8)

Victoria Shamrocks defeated New Westminster Salmonbellies 4 games to 0 (11-3, 10-9, 15-9, 10-5)

### MANN CUP – CANADIAN SENIOR CHAMPIONSHIP

Victoria Shamrocks defeated Peterborough Lakers 4 games to 2 (8-6, 7-14, 14-8, 6-8, 7-5 OT, 12-6)

## 2016 WESTERN LACROSSE ASSOCIATION

|                               | <u>GP</u> | <u>W</u> | <u>L</u> | <u>T</u> | <u>GF</u> | <u>GA</u> | <u>PTS</u> |
|-------------------------------|-----------|----------|----------|----------|-----------|-----------|------------|
| Victoria Shamrocks            | 18        | 14       | 4        | 0        | 214       | 154       | 28         |
| New Westminster Salmonbellies | 18        | 12       | 4        | 2        | 179       | 143       | 26         |
| Maple Ridge Burrards*         | 18        | 11       | 6        | 1        | 158       | 143       | 23         |
| Burnaby Lakers                | 18        | 10       | 7        | 1        | 151       | 133       | 21         |
| Coquitlam Adanacs             | 18        | 7        | 11       | 0        | 140       | 162       | 14         |
| Nanaimo Timbermen             | 18        | 4        | 14       | 0        | 154       | 181       | 8          |
| Langley Thunder               | 18        | 3        | 15       | 0        | 111       | 191       | 6          |

### PLAYOFFS

Victoria Shamrocks defeated Burnaby Lakers 4 games to 3 (9-6, 13-8, 10-7, 8-10, 6-11, 12-14, 14-11)

Maple Ridge Burrards defeated New Westminster Salmonbellies 4 games to 1 (13-9, 7-6, 7-9, 10-9, 11-10)

Maple Ridge Burrards defeated Victoria Shamrocks 4 games to 2 (11-6, 9-11, 14-11 OT, 8-11, 12-8, 10-9)

### MANN CUP – CANADIAN SENIOR CHAMPIONSHIP

Six Nations Chiefs defeated Maple Ridge Burrards 4 games to 1 (15-8, 9-13, 9-7 OT, 9-7, 14-6)

## 2017 WESTERN LACROSSE ASSOCIATION

|                                | <u>GP</u> | <u>W</u> | <u>L</u> | <u>T</u> | <u>GF</u> | <u>GA</u> | <u>PTS</u> |
|--------------------------------|-----------|----------|----------|----------|-----------|-----------|------------|
| Burnaby Lakers                 | 18        | 12       | 5        | 1        | 188       | 141       | 25         |
| Maple Ridge Burrards           | 18        | 12       | 6        | 0        | 164       | 154       | 24         |
| New Westminster Salmonbellies* | 18        | 11       | 6        | 1        | 187       | 148       | 23         |
| Victoria Shamrocks             | 18        | 10       | 7        | 1        | 172       | 150       | 21         |
| Nanaimo Timbermen              | 18        | 7        | 10       | 1        | 166       | 183       | 15         |
| Coquitlam Adanacs              | 18        | 5        | 13       | 0        | 133       | 183       | 10         |
| Langley Thunder                | 18        | 4        | 14       | 0        | 131       | 182       | 8          |

### PLAYOFFS

Victoria Shamrocks defeated Burnaby Lakers 4 games to 3 (9-8, 9-6, 4-13, 12-10, 6-8, 5-8, 8-7)

New Westminster Salmonbellies defeated Maple Ridge Burrards 4 games to 3 (3-8, 12-6, 10-11, 6-9, 11-9 OT, 13-7, 9-8)

New Westminster Salmonbellies defeated Victoria Shamrocks 4 games to 1 (9-7, 5-11, 14-4, 9-8 OT, 13-11)

### MANN CUP – CANADIAN SENIOR CHAMPIONSHIP

Peterborough Lakers defeated New Westminster Salmonbellies 4 games to 2 (10-12 OT, 8-13, 13-12, 9-7, 11-10, 14-10)

## 2018 WESTERN LACROSSE ASSOCIATION

|                               | <u>GP</u> | <u>W</u> | <u>L</u> | <u>T</u> | <u>GF</u> | <u>GA</u> | <u>PTS</u> |
|-------------------------------|-----------|----------|----------|----------|-----------|-----------|------------|
| New Westminster Salmonbellies | 18        | 15       | 3        | 0        | 225       | 158       | 30         |
| Victoria Shamrocks            | 18        | 12       | 6        | 0        | 196       | 162       | 24         |
| Nanaimo Timbermen             | 18        | 10       | 7        | 1        | 166       | 156       | 21         |
| Maple Ridge Burrards*         | 18        | 9        | 8        | 1        | 158       | 159       | 19         |
| Langley Thunder               | 18        | 7        | 10       | 1        | 183       | 205       | 15         |
| Burnaby Lakers                | 18        | 6        | 11       | 1        | 176       | 201       | 13         |
| Coquitlam Adanacs             | 18        | 2        | 16       | 0        | 131       | 194       | 4          |

### PLAYOFFS

Maple Ridge Burrards defeated New Westminster Salmonbellies 4 games to 0 (13-5, 11-5, 12-10 OT, 10-7)

Victoria Shamrocks defeated Nanaimo Timbermen 4 games to 1 (11-12 2OT, 8-4, 11-8, 12-7, 11-7)

Maple Ridge Burrards defeated Victoria Shamrocks 4 games to 1 (4-9, 9-8, 9-7, 8-7 2OT, 9-8)

### MANN CUP – CANADIAN SENIOR CHAMPIONSHIP

Peterborough Lakers defeated Maple Ridge Burrards 4 games to 0 (14-13 OT, 10-1, 11-6, 11-8)

## 2019 WESTERN LACROSSE ASSOCIATION

|                               | <u>GP</u> | <u>W</u> | <u>L</u> | <u>T</u> | <u>GF</u> | <u>GA</u> | <u>PTS</u> |
|-------------------------------|-----------|----------|----------|----------|-----------|-----------|------------|
| Victoria Shamrocks*           | 18        | 12       | 6        | 0        | 173       | 141       | 24         |
| Maple Ridge Burrards          | 18        | 12       | 6        | 0        | 171       | 121       | 24         |
| New Westminster Salmonbellies | 18        | 11       | 7        | 0        | 202       | 155       | 22         |
| Nanaimo Timbermen             | 18        | 10       | 7        | 1        | 168       | 164       | 21         |
| Burnaby Lakers                | 18        | 10       | 7        | 1        | 160       | 156       | 21         |
| Langley Thunder               | 18        | 4        | 14       | 0        | 136       | 194       | 8          |
| Coquitlam Adanacs             | 18        | 3        | 15       | 0        | 122       | 201       | 6          |

### PLAYOFFS

Victoria Shamrocks defeated Nanaimo Timbermen 4 games to 0 (11-4, 9-7, 11-8, 10-4)

Maple Ridge Burrards defeated New Westminster Salmonbellies 4 games to 2 (4-14, 12-8, 12-11 2OT, 10-9, 7-10, 11-7)

Victoria Shamrocks defeated Maple Ridge Burrards 4 games to 1 (7-6 2OT, 7-10, 17-14, 12-11 OT, 9-8 OT)

### MANN CUP – CANADIAN SENIOR CHAMPIONSHIP

Peterborough Lakers defeated Victoria Shamrocks 4 games to 1 (6-13, 12-10 OT, 9-8, 8-6, 7-5)

## 2020 WESTERN LACROSSE ASSOCIATION

*Western Lacrosse Association season cancelled on May 19, 2020 due to the COVID-19 coronavirus pandemic*

## 2021 WESTERN LACROSSE ASSOCIATION

*Western Lacrosse Association season cancelled on May 18, 2021 due to the COVID-19 coronavirus pandemic*

## 2022 WESTERN LACROSSE ASSOCIATION

|                               | <u>GP</u> | <u>W</u> | <u>L</u> | <u>T</u> | <u>GF</u> | <u>GA</u> | <u>PTS</u> |
|-------------------------------|-----------|----------|----------|----------|-----------|-----------|------------|
| Langley Thunder*              | 18        | 12       | 6        | 0        | 185       | 160       | 24         |
| Coquitlam Adanacs             | 18        | 12       | 6        | 0        | 186       | 152       | 24         |
| Nanaimo Timbermen             | 18        | 12       | 6        | 0        | 193       | 156       | 24         |
| Victoria Shamrocks            | 18        | 12       | 6        | 0        | 229       | 171       | 24         |
| New Westminster Salmonbellies | 18        | 9        | 9        | 0        | 165       | 172       | 18         |
| Burnaby Lakers                | 18        | 4        | 14       | 0        | 156       | 235       | 8          |
| Maple Ridge Burrards          | 18        | 1        | 17       | 0        | 152       | 220       | 2          |

*Langley-Coquitlam game on June 1, 2022 forfeited by both teams due to roster activation issues*

### PLAYOFFS

Langley Thunder defeated Victoria Shamrocks 4 games to 2 (15-9, 15-10, 3-10, 10-12 OT, 10-8, 15-10)

Nanaimo Timbermen defeated Coquitlam Adanacs 4 games to 0 (9-6, 12-9, 11-8 OT, 9-7)

Langley Thunder defeated Nanaimo Timbermen 4 games to 1 (12-4, 10-8, 12-11 OT, 6-12, 11-5)

### MANN CUP – CANADIAN SENIOR CHAMPIONSHIP

Peterborough Lakers defeated Langley Thunder 4 games to 3 (11-16, 14-15 2OT, 12-6, 15-12, 10-5, 4-9, 13-9)

## 2023 WESTERN LACROSSE ASSOCIATION

|                               | <u>GP</u> | <u>W</u> | <u>L</u> | <u>T</u> | <u>GF</u> | <u>GA</u> | <u>PTS</u> |
|-------------------------------|-----------|----------|----------|----------|-----------|-----------|------------|
| New Westmister Salmonbellies* | 18        | 15       | 3        | 0        | 206       | 146       | 30         |
| Langley Thunder               | 18        | 14       | 4        | 0        | 193       | 143       | 28         |
| Nanaimo Timbermen             | 18        | 12       | 6        | 0        | 185       | 165       | 24         |
| Victoria Shamrocks            | 18        | 10       | 7        | 1        | 173       | 157       | 21         |
| Burnaby Lakers                | 18        | 5        | 13       | 0        | 157       | 206       | 10         |
| Maple Ridge Burrards          | 18        | 4        | 13       | 1        | 141       | 179       | 9          |
| Coquitlam Adanacs             | 18        | 2        | 16       | 0        | 137       | 196       | 4          |

### PLAYOFFS

New Westmister Salmonbellies defeated Victoria Shamrocks 3 games to 0 (11-9, 13-12, 10-8)

Langley Thunder defeated Nanaimo Timbermen 3 games to 1 (14-6, 17-10, 7-8 OT, 9-6,

New Westmister Salmonbellies defeated Langley Thunder 4 games to 3 (9-11, 13-8, 11-10 2OT, 5-6 OT, 4-6, 9-6, 12-7)

### MANN CUP – CANADIAN SENIOR CHAMPIONSHIP

Six Nations Chiefs defeated New Westmister Salmonbellies 4 games to 1 (10-7, 13-11, 8-7, 10-11, 11-9)

## WESTERN LACROSSE ASSOCIATION CLUBS



### NEW WESTMINSTER SALMONBELLIES

*New Westminster Commandos (1951)*

*New Westminster Salmonacs (1952-1953)*

*New Westminster Royals (1954)*

*New Westminster O'Keefes (1959-1966)*

#### SENIOR AMATEUR CLUB – FIELD LACROSSE

|             | GP                                   | W  | L         | T        | GF       | GA         | PTS       |           |
|-------------|--------------------------------------|--|-----------|----------|----------|------------|-----------|-----------|
| 1888        | New Westminster                      | <i>club formed on Saturday, May 12, 1888</i> |           |          |          |            |           |           |
| 1889        | New Westminster                      | 4  | 1         | 2        | 1        | 7          | 9         | -         |
| <b>1890</b> | <b>New Westminster</b>               | <b>4</b>                                     | <b>4</b>  | <b>0</b> | <b>0</b> | <b>13</b>  | <b>4</b>  | <b>8</b>  |
| 1891        | New Westminster                      | 4  | 2         | 2        | 0        | 11         | 8         | 4         |
| 1892        | New Westminster                      | 8  | 3         | 5        | 0        | 24         | 21        | 6         |
| 1893        | New Westminster                      | 6  | 1         | 5        | 0        | 13         | 23        | 2         |
| <b>1894</b> | <b>New Westminster</b>               | <b>8</b>                                     | <b>6</b>  | <b>2</b> | <b>0</b> | <b>30</b>  | <b>19</b> | <b>12</b> |
| <b>1895</b> | <b>New Westminster</b>               | <b>8</b>                                     | <b>5</b>  | <b>3</b> | <b>0</b> | <b>17</b>  | <b>14</b> | <b>10</b> |
| 1896        | New Westminster                      | 8  | 1         | 6        | 1        | 16         | 28        | 2         |
| 1897        | New Westminster                      | 8  | 4         | 3        | 1        | 23         | 22        | 8         |
| <b>1898</b> | <b>New Westminster</b>               | <b>8</b>                                     | <b>5</b>  | <b>2</b> | <b>1</b> | <b>24</b>  | <b>11</b> | <b>11</b> |
| <b>1899</b> | <b>New Westminster</b>               | <b>8</b>                                     | <b>7</b>  | <b>1</b> | <b>0</b> | <b>34</b>  | <b>9</b>  | <b>14</b> |
| <b>1900</b> | <b>New Westminster Salmonbellies</b> | <b>4</b>                                     | <b>4</b>  | <b>0</b> | <b>0</b> | <b>20</b>  | <b>4</b>  | <b>8</b>  |
| <b>1901</b> | <b>New Westminster Salmonbellies</b> | <b>9</b>                                     | <b>8</b>  | <b>0</b> | <b>1</b> | <b>83</b>  | <b>12</b> | <b>17</b> |
| 1902        | New Westminster Salmonbellies        | 8  | 7         | 1        | 0        | 85         | 14        | 14        |
| 1903        | New Westminster Salmonbellies        | 8  | 5         | 2        | 1        | 52         | 25        | 11        |
| 1904        | New Westminster Salmonbellies        | <i>did not compete in league play</i>        |           |          |          |            |           |           |
| <b>1905</b> | <b>New Westminster Salmonbellies</b> | <b>12</b>                                    | <b>10</b> | <b>2</b> | <b>0</b> | <b>130</b> | <b>36</b> | <b>20</b> |
| <b>1906</b> | <b>New Westminster Salmonbellies</b> | <b>9</b>                                     | <b>8</b>  | <b>1</b> | <b>0</b> | <b>80</b>  | <b>35</b> | <b>16</b> |
| <b>1907</b> | <b>New Westminster Salmonbellies</b> | <b>7</b>                                     | <b>6</b>  | <b>1</b> | <b>0</b> | <b>60</b>  | <b>35</b> | <b>12</b> |
| <b>1908</b> | <b>New Westminster Salmonbellies</b> | <b>7</b>                                     | <b>7</b>  | <b>0</b> | <b>0</b> | <b>88</b>  | <b>14</b> | <b>14</b> |

#### PROFESSIONAL CLUB – FIELD LACROSSE

|             | GP  | W         | L         | T        | GF       | GA         | PTS        |           |
|-------------|---|-----------|-----------|----------|----------|------------|------------|-----------|
| <b>1909</b> | <b>New Westminster Salmonbellies (BCLA Pro)</b> | <b>10</b> | <b>7</b>  | <b>3</b> | <b>0</b> | <b>69</b>  | <b>65</b>  | <b>14</b> |
| <b>1910</b> | <b>New Westminster Salmonbellies (BCLA Pro)</b> | <b>11</b> | <b>8</b>  | <b>3</b> | <b>0</b> | <b>52</b>  | <b>38</b>  | <b>16</b> |
| 1911        | New Westminster Salmonbellies (BCLA Pro)        | 10        | 5         | 5        | 0        | 45         | 47         | 10        |
| <b>1912</b> | <b>New Westminster Salmonbellies (BCLA Pro)</b> | <b>16</b> | <b>12</b> | <b>4</b> | <b>0</b> | <b>77</b>  | <b>58</b>  | <b>24</b> |
| <b>1913</b> | <b>New Westminster Salmonbellies (BCLA Pro)</b> | <b>7</b>  | <b>5</b>  | <b>2</b> | <b>0</b> | <b>47</b>  | <b>32</b>  | <b>10</b> |
| <b>1914</b> | <b>New Westminster Salmonbellies (BCLA Pro)</b> | <b>6</b>  | <b>3</b>  | <b>3</b> | <b>0</b> | <b>36</b>  | <b>33</b>  | <b>6</b>  |
| <b>1915</b> | <b>New Westminster Salmonbellies (BCLA Pro)</b> | <b>11</b> | <b>7</b>  | <b>4</b> | <b>0</b> | <b>91</b>  | <b>68</b>  | <b>14</b> |
| 1916        | <i>suspended operations</i>                     |           |           |          |          |            |            |           |
| 1917        | <i>suspended operations</i>                     |           |           |          |          |            |            |           |
| 1918        | New Westminster Salmonbellies (MLA Pro)         | 8         | 2         | 6        | 0        | 50         | 61         | 4         |
| <b>1919</b> | <b>New Westminster Salmonbellies (BCLA Pro)</b> | <b>12</b> | <b>7</b>  | <b>5</b> | <b>0</b> | <b>44</b>  | <b>39</b>  | <b>14</b> |
| 1920        | New Westminster Salmonbellies (BCLA Pro)        | 14        | 7         | 6        | 1        | 83         | 71         | 15        |
| <b>1921</b> | <b>New Westminster Salmonbellies (BCLA Pro)</b> | <b>18</b> | <b>10</b> | <b>8</b> | <b>0</b> | <b>117</b> | <b>103</b> | <b>20</b> |
| <b>1922</b> | <b>New Westminster Salmonbellies (BCLA Pro)</b> | <b>16</b> | <b>9</b>  | <b>7</b> | <b>0</b> | <b>70</b>  | <b>84</b>  | <b>18</b> |
| <b>1923</b> | <b>New Westminster Salmonbellies (BCLA Pro)</b> | <b>15</b> | <b>8</b>  | <b>7</b> | <b>0</b> | <b>84</b>  | <b>69</b>  | <b>16</b> |
| <b>1924</b> | <b>New Westminster Salmonbellies (BCLA Pro)</b> | <b>4</b>  | <b>2</b>  | <b>1</b> | <b>1</b> | <b>22</b>  | <b>12</b>  | <b>5</b>  |

| SENIOR AMATEUR CLUB – FIELD LACROSSE |  | GP        | W         | L        | T        | GF        | GA        | PTS       |
|--------------------------------------|--|-----------|-----------|----------|----------|-----------|-----------|-----------|
| 1909                                 | New Westminster Salmonbellies (PCALA Snr)        | 5         | 4         | 1        | 0        | 44        | 29        | 8         |
| 1910                                 | New Westminster Salmonbellies (PCALA Snr)        | 6         | 1         | 5        | 0        | 31        | 43        | 2         |
| 1911                                 | New Westminster Salmonbellies (PCALA Snr)        | 8         | 3         | 5        | 0        | 30        | 55        | 6         |
| 1912                                 | New Westminster Salmonbellies (PCALA Snr)        | 12        | 4         | 7        | 1        | 35        | 70        | 9         |
| 1913                                 | New Westminster Salmonbellies (PCALA Snr)        | 8         | 4         | 4        | 0        | 53        | 43        | 8         |
| 1914                                 | New Westminster Salmonbellies (PCALA Snr)        | 8         | 4         | 4        | 0        | 53        | 34        | 8         |
| 1915                                 | <b>New Westminster Salmonbellies (PCALA Snr)</b> | <b>6</b>  | <b>5</b>  | <b>1</b> | <b>0</b> | <b>46</b> | <b>11</b> | <b>10</b> |
| 1916                                 | <i>suspended operations</i>                      |           |           |          |          |           |           |           |
| 1917                                 | <i>suspended operations</i>                      |           |           |          |          |           |           |           |
| 1918                                 | New Westminster Salmonbellies (VALA Snr)         | 6         | 0         | 4        | 2        | 12        | 30        | 2         |
| 1919                                 | New Westminster Salmonbellies (PCALA Snr)        | 7         | 3         | 4        | 0        | 49        | 51        | 6         |
| 1920                                 | <b>New Westminster Salmonbellies (PCALA Snr)</b> | <b>8</b>  | <b>6</b>  | <b>0</b> | <b>2</b> | <b>49</b> | <b>28</b> | <b>14</b> |
| 1921                                 | <b>New Westminster Salmonbellies (PCALA Snr)</b> | <b>8</b>  | <b>6</b>  | <b>1</b> | <b>1</b> | <b>40</b> | <b>23</b> | <b>13</b> |
| 1922                                 | <b>New Westminster Salmonbellies (PCALA Snr)</b> | <b>12</b> | <b>7</b>  | <b>4</b> | <b>1</b> | <b>47</b> | <b>25</b> | <b>15</b> |
| 1923                                 | <b>New Westminster Salmonbellies (BCCLA Snr)</b> | <b>12</b> | <b>9</b>  | <b>1</b> | <b>2</b> | <b>79</b> | <b>23</b> | <b>20</b> |
| 1924                                 | <b>New Westminster Salmonbellies (BCCLA Snr)</b> | <b>13</b> | <b>9</b>  | <b>2</b> | <b>2</b> | <b>60</b> | <b>27</b> | <b>20</b> |
| 1925                                 | <b>New Westminster Salmonbellies</b>             | <b>14</b> | <b>9</b>  | <b>5</b> | <b>0</b> | <b>65</b> | <b>51</b> | <b>18</b> |
| 1926                                 | New Westminster Salmonbellies                    | 8         | 5         | 3        | 0        | 33        | 25        | 10        |
| 1927                                 | <b>New Westminster Salmonbellies</b>             | <b>12</b> | <b>10</b> | <b>1</b> | <b>1</b> | <b>79</b> | <b>23</b> | <b>21</b> |
| 1928                                 | <b>New Westminster Salmonbellies</b>             |           |           |          |          |           |           |           |
| 1929                                 | <b>New Westminster Salmonbellies</b>             | <b>8</b>  | <b>6</b>  | <b>2</b> | <b>0</b> | <b>48</b> | <b>25</b> | <b>12</b> |
| 1930                                 | <b>New Westminster Salmonbellies</b>             | <b>11</b> | <b>8</b>  | <b>2</b> | <b>1</b> | <b>63</b> | <b>27</b> | <b>17</b> |
| 1931                                 | <b>New Westminster Salmonbellies</b>             | <b>14</b> | <b>11</b> | <b>1</b> | <b>2</b> | <b>91</b> | <b>41</b> | <b>24</b> |

*represented Canada at the Olympic Games in Amsterdam*

| SENIOR CLUB – BOX LACROSSE |  | GP        | W         | L         | T        | GF         | GA         | PTS       |
|----------------------------|--|-----------|-----------|-----------|----------|------------|------------|-----------|
| 1932                       | New Westminster Salmonbellies              | 12        | 3         | 8         | 1        | 80         | 113        | 7         |
| 1933                       | <b>New Westminster Salmonbellies</b>       | <b>24</b> | <b>18</b> | <b>6</b>  | <b>0</b> | <b>245</b> | <b>150</b> | <b>36</b> |
| 1934                       | <b>New Westminster Salmonbellies</b>       | <b>24</b> | <b>14</b> | <b>10</b> | <b>0</b> | <b>356</b> | <b>295</b> | <b>28</b> |
| 1935                       | New Westminster Salmonbellies              | 24        | 4         | 20        | 0        | 310        | 375        | 8         |
| 1936                       | New Westminster Salmonbellies              | 24        | 14        | 10        | 0        | 413        | 371        | 28        |
| 1937                       | <b>New Westminster Salmonbellies</b>       | <b>28</b> | <b>22</b> | <b>6</b>  | <b>0</b> | <b>543</b> | <b>380</b> | <b>44</b> |
| 1938                       | New Westminster Salmonbellies              | 24        | 15        | 9         | 0        | 421        | 378        | 30        |
| 1939                       | New Westminster Salmonbellies              | 24        | 13        | 11        | 0        | 441        | 432        | 26        |
| 1940                       | New Westminster Salmonbellies              | 24        | 7         | 17        | 0        | 408        | 419        | 14        |
| 1941                       | New Westminster Salmonbellies              | 24        | 7         | 17        | 0        | 360        | 404        | 14        |
| 1942                       | <b>New Westminster Salmonbellies</b>       | <b>23</b> | <b>15</b> | <b>8</b>  | <b>0</b> | <b>269</b> | <b>227</b> | <b>30</b> |
| 1943                       | <b>New Westminster Salmonbellies</b>       | <b>18</b> | <b>12</b> | <b>6</b>  | <b>0</b> | <b>286</b> | <b>222</b> | <b>24</b> |
| 1944                       | <b>New Westminster Salmonbellies</b>       | <b>24</b> | <b>18</b> | <b>5</b>  | <b>1</b> | <b>380</b> | <b>256</b> | <b>37</b> |
| 1945                       | New Westminster Salmonbellies              | 24        | 9         | 15        | 0        | 321        | 345        | 18        |
| 1946                       | <b>New Westminster Salmonbellies</b>       | <b>24</b> | <b>16</b> | <b>7</b>  | <b>1</b> | <b>375</b> | <b>269</b> | <b>33</b> |
| 1947                       | New Westminster Salmonbellies              | 24        | 11        | 12        | 1        | 343        | 366        | 23        |
| 1948                       | New Westminster Salmonbellies              | 24        | 9         | 15        | 0        | 297        | 316        | 18        |
| 1949                       | New Westminster Salmonbellies              | 16        | 6         | 10        | 0        | 178        | 213        | 12        |
| 1950                       | New Westminster Salmonbellies              | 30        | 12        | 17        | 1        | 384        | 451        | 25        |
| 1951                       | New Westminster Commandos                  | 32        | 19        | 13        | 0        | 406        | 352        | 38        |
| 1952                       | New Westminster Salmonacs                  | 32        | 19        | 13        | 0        | 447        | 366        | 38        |
| 1953                       | New Westminster Salmonacs                  | 32        | 6         | 26        | 0        | 274        | 406        | 12        |
| 1954                       | New Westminster Royals                     | 32        | 5         | 27        | 0        | 305        | 458        | 10        |
| 1955                       | New Westminster Salmonbellies              | 32        | 6         | 24        | 2        | 296        | 388        | 14        |
| 1956                       | New Westminster Salmonbellies              | 30        | 4         | 26        | 0        | 245        | 392        | 8         |
| 1957                       | New Westminster Salmonbellies              | 30        | 15        | 15        | 0        | 291        | 282        | 30        |
| 1958                       | <b>New Westminster Salmonbellies</b>       | <b>30</b> | <b>17</b> | <b>11</b> | <b>2</b> | <b>335</b> | <b>300</b> | <b>36</b> |
| 1959                       | <b>New Westminster O'Keefes</b>            | <b>30</b> | <b>20</b> | <b>10</b> | <b>0</b> | <b>369</b> | <b>306</b> | <b>40</b> |
| 1960                       | New Westminster O'Keefes                   | 30        | 16        | 14        | 0        | 290        | 289        | 32        |
| 1961                       | New Westminster O'Keefes                   | 30        | 25        | 4         | 1        | 356        | 247        | 51        |
| 1962                       | <b>New Westminster O'Keefes</b>            | <b>32</b> | <b>22</b> | <b>10</b> | <b>0</b> | <b>382</b> | <b>263</b> | <b>44</b> |
| 1963                       | New Westminster O'Keefes                   | 30        | 21        | 9         | 0        | 328        | 263        | 40        |
| 1964                       | New Westminster O'Keefes                   | 32        | 18        | 13        | 1        | 336        | 298        | 37        |
| 1965                       | <b>New Westminster O'Keefes</b>            | <b>30</b> | <b>21</b> | <b>9</b>  | <b>0</b> | <b>317</b> | <b>272</b> | <b>42</b> |
| 1966                       | New Westminster Salmonbellies              | 30        | 13        | 15        | 2        | 271        | 311        | 28        |
| 1967                       | New Westminster Salmonbellies              | 30        | 13        | 17        | 0        | 284        | 329        | 26        |
| 1968                       | <b>New Westminster Salmonbellies (NLA)</b> | <b>38</b> | <b>19</b> | <b>19</b> | <b>0</b> | <b>437</b> | <b>426</b> | <b>38</b> |
| 1969                       | <b>New Westminster Salmonbellies</b>       | <b>29</b> | <b>19</b> | <b>10</b> | <b>0</b> | <b>435</b> | <b>315</b> | <b>38</b> |
| 1970                       | <b>New Westminster Salmonbellies</b>       | <b>30</b> | <b>22</b> | <b>8</b>  | <b>0</b> | <b>423</b> | <b>320</b> | <b>44</b> |
| 1971                       | <b>New Westminster Salmonbellies</b>       | <b>31</b> | <b>22</b> | <b>9</b>  | <b>0</b> | <b>384</b> | <b>295</b> | <b>44</b> |
| 1972                       | <b>New Westminster Salmonbellies</b>       | <b>36</b> | <b>25</b> | <b>11</b> | <b>0</b> | <b>430</b> | <b>382</b> | <b>50</b> |
| 1973                       | New Westminster Salmonbellies              | 25        | 7         | 18        | 0        | 317        | 384        | 14        |
| 1974                       | <b>New Westminster Salmonbellies</b>       | <b>24</b> | <b>20</b> | <b>3</b>  | <b>1</b> | <b>323</b> | <b>250</b> | <b>41</b> |
| 1975                       | New Westminster Salmonbellies              | 24        | 17        | 7         | 0        | 354        | 305        | 34        |

|             |                                      |           |           |           |          |            |            |           |
|-------------|--------------------------------------|-----------|-----------|-----------|----------|------------|------------|-----------|
| <b>1976</b> | <b>New Westminster Salmonbellies</b> | <b>24</b> | <b>14</b> | <b>9</b>  | <b>1</b> | <b>358</b> | <b>309</b> | <b>29</b> |
| 1977        | New Westminster Salmonbellies        | 24        | 12        | 12        | 0        | 307        | 287        | 24        |
| 1978        | New Westminster Salmonbellies        | 24        | 12        | 11        | 1        | 346        | 351        | 25        |
| 1979        | New Westminster Salmonbellies        | 30        | 17        | 12        | 1        | 396        | 370        | 35        |
| <b>1980</b> | <b>New Westminster Salmonbellies</b> | <b>24</b> | <b>11</b> | <b>13</b> | <b>0</b> | <b>314</b> | <b>306</b> | <b>22</b> |
| <b>1981</b> | <b>New Westminster Salmonbellies</b> | <b>24</b> | <b>10</b> | <b>13</b> | <b>1</b> | <b>266</b> | <b>278</b> | <b>21</b> |
| <b>1982</b> | <b>New Westminster Salmonbellies</b> | <b>24</b> | <b>17</b> | <b>7</b>  | <b>0</b> | <b>296</b> | <b>239</b> | <b>34</b> |
| 1983        | New Westminster Salmonbellies        | 24        | 13        | 11        | 0        | 262        | 249        | 26        |
| 1984        | New Westminster Salmonbellies        | 24        | 16        | 8         | 0        | 287        | 248        | 32        |
| <b>1985</b> | <b>New Westminster Salmonbellies</b> | <b>24</b> | <b>11</b> | <b>13</b> | <b>0</b> | <b>226</b> | <b>214</b> | <b>22</b> |
| <b>1986</b> | <b>New Westminster Salmonbellies</b> | <b>24</b> | <b>14</b> | <b>10</b> | <b>0</b> | <b>225</b> | <b>199</b> | <b>28</b> |
| <b>1987</b> | <b>New Westminster Salmonbellies</b> | <b>24</b> | <b>20</b> | <b>4</b>  | <b>0</b> | <b>306</b> | <b>209</b> | <b>40</b> |
| 1988        | New Westminster Salmonbellies        | 24        | 16        | 8         | 0        | 224        | 209        | 32        |
| <b>1989</b> | <b>New Westminster Salmonbellies</b> | <b>24</b> | <b>21</b> | <b>3</b>  | <b>0</b> | <b>282</b> | <b>192</b> | <b>42</b> |
| 1990        | New Westminster Salmonbellies        | 24        | 17        | 7         | 0        | 223        | 180        | 34        |
| <b>1991</b> | <b>New Westminster Salmonbellies</b> | <b>24</b> | <b>15</b> | <b>9</b>  | <b>0</b> | <b>230</b> | <b>196</b> | <b>30</b> |
| <b>1992</b> | <b>New Westminster Salmonbellies</b> | <b>24</b> | <b>17</b> | <b>7</b>  | <b>0</b> | <b>255</b> | <b>181</b> | <b>34</b> |
| 1993        | New Westminster Salmonbellies        | 24        | 17        | 7         | 0        | 258        | 192        | 34        |
| <b>1994</b> | <b>New Westminster Salmonbellies</b> | <b>20</b> | <b>16</b> | <b>4</b>  | <b>0</b> | <b>223</b> | <b>164</b> | <b>32</b> |
| <b>1995</b> | <b>New Westminster Salmonbellies</b> | <b>25</b> | <b>21</b> | <b>2</b>  | <b>2</b> | <b>274</b> | <b>186</b> | <b>44</b> |
| 1996        | New Westminster Salmonbellies        | 20        | 10        | 9         | 1        | 187        | 183        | 21        |
| 1997        | New Westminster Salmonbellies        | 20        | 9         | 10        | 1        | 174        | 179        | 19        |
| 1998        | New Westminster Salmonbellies        | 25        | 6         | 19        | 0        | 196        | 266        | 12        |
| 1999        | New Westminster Salmonbellies        | 25        | 11        | 13        | 1        | 220        | 225        | 23        |
| 2000        | New Westminster Salmonbellies        | 25        | 15        | 9         | 1        | 322        | 269        | 31        |
| 2001        | New Westminster Salmonbellies        | 20        | 10        | 9         | 1        | 222        | 201        | 21        |
| 2002        | New Westminster Salmonbellies        | 20        | 10        | 9         | 1        | 253        | 247        | 21        |
| 2004        | New Westminster Salmonbellies        | 20        | 8         | 12        | 0        | 203        | 225        | 16        |
| 2003        | New Westminster Salmonbellies        | 20        | 6         | 13        | 1        | 229        | 263        | 13        |
| 2005        | New Westminster Salmonbellies        | 17        | 10        | 6         | 1        | 215        | 188        | 21        |
| 2006        | New Westminster Salmonbellies        | 18        | 12        | 6         | 0        | 246        | 181        | 24        |
| 2007        | New Westminster Salmonbellies        | 18        | 15        | 2         | 1        | 217        | 167        | 31        |
| <b>2008</b> | <b>New Westminster Salmonbellies</b> | <b>18</b> | <b>17</b> | <b>1</b>  | <b>0</b> | <b>191</b> | <b>119</b> | <b>34</b> |
| <b>2009</b> | <b>New Westminster Salmonbellies</b> | <b>18</b> | <b>13</b> | <b>3</b>  | <b>2</b> | <b>180</b> | <b>141</b> | <b>28</b> |
| <b>2010</b> | <b>New Westminster Salmonbellies</b> | <b>18</b> | <b>13</b> | <b>5</b>  | <b>0</b> | <b>182</b> | <b>156</b> | <b>26</b> |
| 2011        | New Westminster Salmonbellies        | 18        | 11        | 5         | 2        | 165        | 137        | 24        |
| 2012        | New Westminster Salmonbellies        | 18        | 9         | 9         | 0        | 158        | 162        | 18        |
| 2013        | New Westminster Salmonbellies        | 18        | 7         | 10        | 1        | 167        | 178        | 15        |
| 2014        | New Westminster Salmonbellies        | 18        | 9         | 9         | 0        | 156        | 149        | 18        |
| 2015        | New Westminster Salmonbellies        | 18        | 12        | 6         | 0        | 158        | 144        | 24        |
| 2016        | New Westminster Salmonbellies        | 18        | 12        | 4         | 2        | 179        | 143        | 26        |
| <b>2017</b> | <b>New Westminster Salmonbellies</b> | <b>18</b> | <b>11</b> | <b>6</b>  | <b>1</b> | <b>187</b> | <b>148</b> | <b>23</b> |
| 2018        | New Westminster Salmonbellies        | 18        | 15        | 3         | 0        | 225        | 158        | 30        |
| 2019        | New Westminster Salmonbellies        | 18        | 11        | 7         | 0        | 202        | 155        | 22        |
| 2020        | <i>season cancelled</i>              |           |           |           |          |            |            |           |
| 2021        | <i>season cancelled</i>              |           |           |           |          |            |            |           |
| 2022        | New Westminster Salmonbellies        | 18        | 9         | 9         | 0        | 165        | 172        | 18        |
| <b>2023</b> | <b>New Westminster Salmonbellies</b> | <b>18</b> | <b>15</b> | <b>3</b>  | <b>0</b> | <b>206</b> | <b>146</b> | <b>30</b> |



**MAPLE RIDGE BARRARDS**

- Vancouver Burrard Olympics (1937)*
- Vancouver Burrards (1938-1949, 1970-1993)*
- Vancouver Burrard Westerns (1950)*
- Vancouver Combines (1951)*
- Vancouver Pilseners (1952-1958)*
- Vancouver Lacrosse Club (1952)*
- Vancouver Carlings (1959-1969)*
- Surrey Burrards (1994-1995)*

|             |                            | GP        | W         | L         | T        | GF         | GA         | PTS       |
|-------------|----------------------------|-----------|-----------|-----------|----------|------------|------------|-----------|
| 1937        | Vancouver Burrard Olympics | 28        | 8         | 20        | 0        | 355        | 457        | 16        |
| 1938        | Vancouver Burrards         | 24        | 14        | 10        | 0        | 366        | 331        | 26        |
| 1939        | Vancouver Burrards         | 24        | 19        | 5         | 0        | 398        | 276        | 38        |
| <b>1940</b> | <b>Vancouver Burrards</b>  | <b>24</b> | <b>17</b> | <b>5</b>  | <b>2</b> | <b>433</b> | <b>301</b> | <b>36</b> |
| 1941        | Vancouver Burrards         | 24        | 17        | 7         | 0        | 362        | 291        | 34        |
| 1942        | Vancouver Burrards         | 24        | 14        | 9         | 1        | 254        | 223        | 29        |
| 1943        | Vancouver Burrards         | 18        | 10        | 8         | 0        | 245        | 216        | 20        |
| 1944        | Vancouver Burrards         | 24        | 10        | 14        | 0        | 299        | 276        | 20        |
| <b>1945</b> | <b>Vancouver Burrards</b>  | <b>24</b> | <b>20</b> | <b>4</b>  | <b>0</b> | <b>404</b> | <b>278</b> | <b>40</b> |
| 1946        | Vancouver Burrards         | 24        | 12        | 11        | 1        | 316        | 325        | 25        |
| 1947        | Vancouver Burrards         | 24        | 15        | 8         | 1        | 357        | 315        | 31        |
| 1948        | Vancouver Burrards         | 24        | 16        | 8         | 0        | 349        | 280        | 32        |
| <b>1949</b> | <b>Vancouver Burrards</b>  | <b>16</b> | <b>9</b>  | <b>7</b>  | <b>0</b> | <b>217</b> | <b>186</b> | <b>18</b> |
| 1950        | Vancouver Burrard Westerns | 30        | 14        | 16        | 0        | 415        | 413        | 28        |
| <b>1951</b> | <b>Vancouver Combines</b>  | <b>32</b> | <b>17</b> | <b>14</b> | <b>1</b> | <b>435</b> | <b>412</b> | <b>35</b> |
| <b>1952</b> | Vancouver Pilseners        | 2         | 0         | 2         | 0        | 16         | 37         | 0         |
|             | Vancouver Lacrosse Club    | 8         | 5         | 3         | 0        | 89         | 99         | 10        |
|             | <b>Vancouver Pilseners</b> | <b>22</b> | <b>12</b> | <b>10</b> | <b>0</b> | <b>306</b> | <b>283</b> | <b>24</b> |
| 1953        | Vancouver Pilseners        | 32        | 19        | 12        | 1        | 372        | 306        | 39        |
| 1954        | Vancouver Pilseners        | 32        | 14        | 18        | 0        | 342        | 326        | 28        |
| 1955        | Vancouver Pilseners        | 32        | 12        | 20        | 0        | 317        | 408        | 24        |
| 1956        | Vancouver Pilseners        | 30        | 16        | 13        | 1        | 310        | 320        | 33        |
| 1957        | Vancouver Pilseners        | 30        | 10        | 20        | 0        | 279        | 327        | 20        |
| 1958        | Vancouver Pilseners        | 30        | 16        | 13        | 1        | 320        | 312        | 33        |
| 1959        | Vancouver Carlings         | 30        | 15        | 14        | 1        | 309        | 287        | 31        |
| 1960        | Vancouver Carlings         | 30        | 20        | 10        | 0        | 311        | 248        | 40        |
| <b>1961</b> | <b>Vancouver Carlings</b>  | <b>30</b> | <b>19</b> | <b>9</b>  | <b>2</b> | <b>371</b> | <b>266</b> | <b>40</b> |
| 1962        | Vancouver Carlings         | 32        | 26        | 6         | 0        | 336        | 212        | 52        |
| <b>1963</b> | <b>Vancouver Carlings</b>  | <b>30</b> | <b>22</b> | <b>7</b>  | <b>1</b> | <b>326</b> | <b>249</b> | <b>45</b> |
| <b>1964</b> | <b>Vancouver Carlings</b>  | <b>32</b> | <b>23</b> | <b>9</b>  | <b>0</b> | <b>367</b> | <b>274</b> | <b>46</b> |
| 1965        | Vancouver Carlings         | 30        | 20        | 10        | 0        | 313        | 261        | 40        |
| <b>1966</b> | <b>Vancouver Carlings</b>  | <b>30</b> | <b>15</b> | <b>14</b> | <b>1</b> | <b>287</b> | <b>284</b> | <b>31</b> |
| <b>1967</b> | <b>Vancouver Carlings</b>  | <b>30</b> | <b>16</b> | <b>12</b> | <b>2</b> | <b>291</b> | <b>264</b> | <b>34</b> |
| 1968        | Vancouver Carlings (NLA)   | 38        | 22        | 16        | 0        | 410        | 379        | 44        |
| 1969        | Vancouver Carlings         | 29        | 9         | 20        | 0        | 276        | 369        | 18        |
| 1970        | Vancouver Burrards         | 30        | 16        | 14        | 0        | 348        | 353        | 32        |
| 1971        | Vancouver Burrards         | 31        | 12        | 18        | 1        | 355        | 396        | 25        |
| 1972        | Vancouver Burrards         | 36        | 19        | 17        | 0        | 435        | 403        | 38        |
| <b>1973</b> | <b>Vancouver Burrards</b>  | <b>25</b> | <b>17</b> | <b>8</b>  | <b>0</b> | <b>348</b> | <b>283</b> | <b>34</b> |
| 1974        | Vancouver Burrards         | 24        | 11        | 13        | 0        | 294        | 291        | 22        |
| <b>1975</b> | <b>Vancouver Burrards</b>  | <b>24</b> | <b>14</b> | <b>10</b> | <b>0</b> | <b>322</b> | <b>308</b> | <b>28</b> |
| 1976        | Vancouver Burrards         | 24        | 10        | 14        | 0        | 312        | 323        | 20        |
| <b>1977</b> | <b>Vancouver Burrards</b>  | <b>24</b> | <b>16</b> | <b>7</b>  | <b>1</b> | <b>303</b> | <b>303</b> | <b>33</b> |
| 1978        | Vancouver Burrards         | 24        | 11        | 13        | 0        | 317        | 333        | 22        |
| 1979        | Vancouver Burrards         | 30        | 11        | 19        | 0        | 373        | 435        | 22        |
| 1980        | Vancouver Burrards         | 24        | 11        | 13        | 0        | 297        | 292        | 22        |
| 1981        | Vancouver Burrards         | 24        | 12        | 12        | 0        | 294        | 286        | 24        |
| 1982        | Vancouver Burrards         | 24        | 12        | 12        | 0        | 293        | 308        | 24        |

|             |                             |           |           |          |          |            |            |           |
|-------------|-----------------------------|-----------|-----------|----------|----------|------------|------------|-----------|
| 1983        | Vancouver Burrards          | 24        | 14        | 10       | 0        | 276        | 260        | 28        |
| 1984        | Vancouver Burrards          | 24        | 9         | 15       | 0        | 220        | 263        | 18        |
| 1985        | Vancouver Burrards          | 24        | 11        | 13       | 0        | 204        | 238        | 22        |
| 1986        | Vancouver Burrards          | 24        | 13        | 11       | 0        | 234        | 214        | 26        |
| 1987        | Vancouver Burrards          | 24        | 10        | 14       | 0        | 258        | 263        | 20        |
| 1988        | Vancouver Burrards          | 24        | 11        | 13       | 0        | 204        | 204        | 22        |
| 1989        | Vancouver Burrards          | 24        | 9         | 15       | 0        | 221        | 241        | 18        |
| <b>1990</b> | <b>Vancouver Burrards</b>   | <b>24</b> | <b>16</b> | <b>8</b> | <b>0</b> | <b>236</b> | <b>193</b> | <b>32</b> |
| 1991        | Vancouver Burrards          | 24        | 8         | 16       | 0        | 187        | 251        | 16        |
| 1992        | Vancouver Burrards          | 24        | 9         | 15       | 0        | 192        | 223        | 16        |
| 1993        | Vancouver Burrards          | 24        | 4         | 20       | 0        | 220        | 312        | 8         |
| 1994        | Surrey Burrards             | 20        | 8         | 12       | 0        | 167        | 205        | 16        |
| 1995        | Surrey Burrards             | 25        | 5         | 19       | 1        | 214        | 262        | 11        |
| 1996        | Maple Ridge Burrards        | 20        | 11        | 8        | 1        | 207        | 179        | 23        |
| 1997        | Maple Ridge Burrards        | 20        | 11        | 8        | 1        | 186        | 202        | 23        |
| 1998        | Maple Ridge Burrards        | 25        | 15        | 8        | 2        | 262        | 228        | 32        |
| 1999        | Maple Ridge Burrards        | 25        | 10        | 15       | 0        | 221        | 255        | 20        |
| 2000        | Maple Ridge Burrards        | 25        | 9         | 16       | 0        | 295        | 321        | 18        |
| 2001        | Maple Ridge Burrards        | 20        | 4         | 16       | 0        | 201        | 296        | 8         |
| 2002        | Maple Ridge Burrards        | 20        | 3         | 15       | 2        | 227        | 307        | 8         |
| 2003        | Maple Ridge Burrards        | 20        | 5         | 15       | 0        | 184        | 246        | 10        |
| 2004        | Maple Ridge Burrards        | 20        | 8         | 12       | 0        | 197        | 219        | 16        |
| 2005        | Maple Ridge Burrards        | 18        | 9         | 8        | 1        | 181        | 189        | 19        |
| 2006        | Maple Ridge Burrards        | 18        | 7         | 11       | 0        | 187        | 200        | 14        |
| 2007        | Maple Ridge Burrards        | 18        | 7         | 11       | 0        | 183        | 194        | 14        |
| 2008        | Maple Ridge Burrards        | 18        | 5         | 13       | 0        | 156        | 182        | 10        |
| 2009        | Maple Ridge Burrards        | 18        | 7         | 11       | 0        | 178        | 192        | 14        |
| 2010        | Maple Ridge Burrards        | 18        | 9         | 9        | 0        | 165        | 162        | 18        |
| 2011        | Maple Ridge Burrards        | 18        | 8         | 10       | 0        | 173        | 184        | 16        |
| 2012        | Maple Ridge Burrards        | 18        | 4         | 13       | 1        | 156        | 188        | 9         |
| 2013        | Maple Ridge Burrards        | 18        | 8         | 10       | 0        | 184        | 189        | 16        |
| 2014        | Maple Ridge Burrards        | 18        | 9         | 8        | 1        | 150        | 125        | 19        |
| 2015        | Maple Ridge Burrards        | 18        | 9         | 9        | 0        | 173        | 168        | 18        |
| <b>2016</b> | <b>Maple Ridge Burrards</b> | <b>18</b> | <b>11</b> | <b>6</b> | <b>1</b> | <b>158</b> | <b>143</b> | <b>23</b> |
| 2017        | Maple Ridge Burrards        | 18        | 12        | 6        | 0        | 164        | 154        | 24        |
| <b>2018</b> | <b>Maple Ridge Burrards</b> | <b>18</b> | <b>9</b>  | <b>8</b> | <b>1</b> | <b>158</b> | <b>159</b> | <b>19</b> |
| 2019        | Maple Ridge Burrards        | 18        | 12        | 6        | 0        | 171        | 121        | 24        |
| 2020        | <i>season cancelled</i>     |           |           |          |          |            |            |           |
| 2021        | <i>season cancelled</i>     |           |           |          |          |            |            |           |
| 2022        | Maple Ridge Burrards        | 18        | 1         | 17       | 0        | 152        | 220        | 2         |
| 2023        | Maple Ridge Burrards        | 18        | 4         | 13       | 1        | 141        | 179        | 9         |





## VICTORIA SHAMROCKS

### *Victoria Payless (1983-1993)*

|             |                           | GP        | W         | L         | T        | GF         | GA         | PTS       |
|-------------|---------------------------|-----------|-----------|-----------|----------|------------|------------|-----------|
| 1950        | Victoria Shamrocks        | 30        | 16        | 14        | 0        | 343        | 293        | 32        |
| 1951        | Victoria Shamrocks        | 32        | 23        | 8         | 1        | 390        | 288        | 47        |
| 1952        | Victoria Shamrocks        | 32        | 22        | 10        | 0        | 472        | 333        | 44        |
| <b>1953</b> | <b>Victoria Shamrocks</b> | <b>32</b> | <b>22</b> | <b>10</b> | <b>0</b> | <b>407</b> | <b>319</b> | <b>44</b> |
| <b>1954</b> | <b>Victoria Shamrocks</b> | <b>32</b> | <b>25</b> | <b>7</b>  | <b>0</b> | <b>383</b> | <b>280</b> | <b>50</b> |
| <b>1955</b> | <b>Victoria Shamrocks</b> | <b>32</b> | <b>20</b> | <b>10</b> | <b>2</b> | <b>372</b> | <b>282</b> | <b>42</b> |
| 1956        | Victoria Shamrocks        | 30        | 15        | 14        | 1        | 345        | 334        | 31        |
| <b>1957</b> | <b>Victoria Shamrocks</b> | <b>30</b> | <b>19</b> | <b>10</b> | <b>1</b> | <b>349</b> | <b>295</b> | <b>39</b> |
| 1958        | Victoria Shamrocks        | 30        | 11        | 18        | 1        | 272        | 303        | 23        |
| 1959        | Victoria Shamrocks        | 30        | 12        | 17        | 1        | 283        | 298        | 25        |
| 1960        | Victoria Shamrocks        | 30        | 8         | 21        | 1        | 276        | 354        | 17        |
| 1961        | Victoria Shamrocks        | 30        | 2         | 27        | 1        | 229        | 409        | 5         |
| 1962        | Victoria Shamrocks        | 32        | 14        | 18        | 0        | 277        | 324        | 28        |
| 1963        | Victoria Shamrocks        | 30        | 10        | 19        | 1        | 251        | 307        | 21        |
| 1964        | Victoria Shamrocks        | 32        | 18        | 13        | 1        | 274        | 262        | 37        |
| 1965        | Victoria Shamrocks        | 30        | 7         | 23        | 0        | 229        | 301        | 14        |
| 1966        | Victoria Shamrocks        | 30        | 11        | 18        | 1        | 244        | 280        | 33        |
| 1967        | Victoria Shamrocks        | 30        | 15        | 14        | 1        | 264        | 266        | 31        |
| 1968        | Victoria Shamrocks (NLA)  | 38        | 15        | 23        | 0        | 337        | 397        | 30        |
| 1969        | Victoria Shamrocks        | 29        | 4         | 25        | 0        | 244        | 409        | 8         |
| 1970        | Victoria Shamrocks        | 30        | 8         | 22        | 0        | 323        | 407        | 16        |
| 1971        | Victoria Shamrocks        | 31        | 9         | 22        | 0        | 332        | 437        | 18        |
| 1972        | Victoria Shamrocks        | 32        | 14        | 18        | 0        | 379        | 397        | 28        |
| 1973        | Victoria Shamrocks        | 25        | 11        | 14        | 0        | 299        | 309        | 22        |
| 1974        | Victoria Shamrocks        | 24        | 8         | 16        | 0        | 290        | 318        | 16        |
| 1975        | Victoria Shamrocks        | 24        | 16        | 8         | 0        | 351        | 269        | 32        |
| 1976        | Victoria Shamrocks        | 24        | 18        | 5         | 1        | 349        | 275        | 37        |
| 1977        | Victoria Shamrocks        | 24        | 16        | 8         | 0        | 327        | 271        | 32        |
| <b>1978</b> | <b>Victoria Shamrocks</b> | <b>24</b> | <b>15</b> | <b>7</b>  | <b>2</b> | <b>352</b> | <b>278</b> | <b>32</b> |
| <b>1979</b> | <b>Victoria Shamrocks</b> | <b>30</b> | <b>19</b> | <b>9</b>  | <b>2</b> | <b>375</b> | <b>322</b> | <b>40</b> |
| 1980        | Victoria Shamrocks        | 24        | 14        | 10        | 0        | 290        | 257        | 28        |
| 1981        | Victoria Shamrocks        | 24        | 11        | 11        | 2        | 276        | 281        | 24        |
| 1982        | Victoria Shamrocks        | 24        | 11        | 13        | 0        | 273        | 287        | 22        |
| <b>1983</b> | <b>Victoria Payless</b>   | <b>24</b> | <b>11</b> | <b>13</b> | <b>0</b> | <b>276</b> | <b>298</b> | <b>22</b> |
| <b>1984</b> | <b>Victoria Payless</b>   | <b>24</b> | <b>13</b> | <b>11</b> | <b>0</b> | <b>289</b> | <b>275</b> | <b>26</b> |
| 1985        | Victoria Payless          | 24        | 12        | 12        | 0        | 225        | 230        | 24        |
| 1986        | Victoria Payless          | 24        | 14        | 10        | 0        | 253        | 232        | 28        |
| 1987        | Victoria Payless          | 24        | 8         | 16        | 0        | 194        | 265        | 16        |
| 1988        | Victoria Payless          | 24        | 12        | 12        | 0        | 212        | 212        | 24        |
| 1989        | Victoria Payless          | 24        | 12        | 12        | 0        | 245        | 250        | 24        |
| 1990        | Victoria Payless          | 24        | 11        | 13        | 0        | 195        | 226        | 22        |
| 1991        | Victoria Payless          | 24        | 11        | 13        | 0        | 225        | 225        | 22        |
| 1992        | Victoria Payless          | 24        | 10        | 14        | 0        | 200        | 217        | 20        |
| 1993        | Victoria Payless          | 23        | 9         | 14        | 0        | 235        | 249        | 18        |
| 1994        | Victoria Shamrocks        | 20        | 14        | 6         | 0        | 249        | 191        | 28        |
| 1995        | Victoria Shamrocks        | 25        | 12        | 9         | 4        | 246        | 234        | 26        |
| <b>1996</b> | <b>Victoria Shamrocks</b> | <b>20</b> | <b>10</b> | <b>9</b>  | <b>1</b> | <b>213</b> | <b>210</b> | <b>21</b> |
| <b>1997</b> | <b>Victoria Shamrocks</b> | <b>20</b> | <b>12</b> | <b>8</b>  | <b>0</b> | <b>203</b> | <b>179</b> | <b>24</b> |
| 1998        | Victoria Shamrocks        | 25        | 20        | 5         | 0        | 277        | 206        | 40        |
| <b>1999</b> | <b>Victoria Shamrocks</b> | <b>25</b> | <b>20</b> | <b>5</b>  | <b>0</b> | <b>283</b> | <b>194</b> | <b>40</b> |
| <b>2000</b> | <b>Victoria Shamrocks</b> | <b>25</b> | <b>20</b> | <b>5</b>  | <b>0</b> | <b>319</b> | <b>239</b> | <b>40</b> |
| 2001        | Victoria Shamrocks        | 20        | 19        | 0         | 1        | 311        | 192        | 39        |
| <b>2002</b> | <b>Victoria Shamrocks</b> | <b>20</b> | <b>16</b> | <b>3</b>  | <b>1</b> | <b>287</b> | <b>202</b> | <b>33</b> |
| <b>2003</b> | <b>Victoria Shamrocks</b> | <b>20</b> | <b>15</b> | <b>5</b>  | <b>0</b> | <b>283</b> | <b>215</b> | <b>30</b> |
| <b>2004</b> | <b>Victoria Shamrocks</b> | <b>20</b> | <b>18</b> | <b>2</b>  | <b>0</b> | <b>250</b> | <b>143</b> | <b>36</b> |
| <b>2005</b> | <b>Victoria Shamrocks</b> | <b>18</b> | <b>14</b> | <b>4</b>  | <b>0</b> | <b>230</b> | <b>167</b> | <b>28</b> |
| <b>2006</b> | <b>Victoria Shamrocks</b> | <b>18</b> | <b>15</b> | <b>3</b>  | <b>0</b> | <b>215</b> | <b>160</b> | <b>30</b> |

|             |                           |           |           |          |          |            |            |           |
|-------------|---------------------------|-----------|-----------|----------|----------|------------|------------|-----------|
| 2007        | Victoria Shamrocks        | 18        | 5         | 12       | 1        | 187        | 195        | 11        |
| 2008        | Victoria Shamrocks        | 18        | 9         | 8        | 1        | 159        | 162        | 19        |
| 2009        | Victoria Shamrocks        | 18        | 14        | 3        | 1        | 255        | 171        | 29        |
| 2010        | Victoria Shamrocks        | 18        | 11        | 7        | 0        | 188        | 169        | 22        |
| 2011        | Victoria Shamrocks        | 18        | 10        | 6        | 2        | 182        | 180        | 22        |
| 2012        | Victoria Shamrocks        | 18        | 11        | 7        | 0        | 195        | 168        | 22        |
| <b>2013</b> | <b>Victoria Shamrocks</b> | <b>18</b> | <b>11</b> | <b>7</b> | <b>0</b> | <b>199</b> | <b>161</b> | <b>22</b> |
| <b>2014</b> | <b>Victoria Shamrocks</b> | <b>18</b> | <b>14</b> | <b>2</b> | <b>2</b> | <b>176</b> | <b>124</b> | <b>30</b> |
| <b>2015</b> | <b>Victoria Shamrocks</b> | <b>18</b> | <b>14</b> | <b>4</b> | <b>0</b> | <b>217</b> | <b>139</b> | <b>28</b> |
| 2016        | Victoria Shamrocks        | 18        | 14        | 4        | 0        | 214        | 154        | 28        |
| 2017        | Victoria Shamrocks        | 18        | 10        | 7        | 1        | 172        | 150        | 21        |
| 2018        | Victoria Shamrocks        | 18        | 12        | 6        | 0        | 196        | 162        | 24        |
| <b>2019</b> | <b>Victoria Shamrocks</b> | <b>18</b> | <b>12</b> | <b>6</b> | <b>0</b> | <b>173</b> | <b>141</b> | <b>24</b> |
| 2020        | <i>season cancelled</i>   |           |           |          |          |            |            |           |
| 2021        | <i>season cancelled</i>   |           |           |          |          |            |            |           |
| 2022        | Victoria Shamrocks        | 18        | 12        | 6        | 0        | 229        | 171        | 24        |
| 2023        | Victoria Shamrocks        | 18        | 10        | 7        | 1        | 173        | 157        | 21        |



## COQUITLAM ADANACS

### *Portland Adanacs (1968)*

|             |                          | <u>GP</u> | <u>W</u>  | <u>L</u>  | <u>T</u> | <u>GF</u>  | <u>GA</u>  | <u>PTS</u> |
|-------------|--------------------------|-----------|-----------|-----------|----------|------------|------------|------------|
| 1965        | Coquitlam Adanacs        | 30        | 12        | 18        | 0        | 272        | 297        | 24         |
| 1966        | Coquitlam Adanacs        | 30        | 19        | 11        | 0        | 314        | 241        | 38         |
| 1967        | Coquitlam Adanacs        | 30        | 14        | 15        | 1        | 274        | 254        | 29         |
| 1968        | Portland Adanacs (NLA)   | 38        | 24        | 14        | 0        | 413        | 365        | 48         |
| 1969        | Coquitlam Adanacs        | 29        | 26        | 3         | 0        | 382        | 242        | 52         |
| 1970        | Coquitlam Adanacs        | 30        | 14        | 16        | 0        | 350        | 364        | 28         |
| 1971        | Coquitlam Adanacs        | 31        | 18        | 12        | 1        | 429        | 390        | 37         |
| 1972        | Coquitlam Adanacs        | 32        | 9         | 23        | 0        | 383        | 466        | 18         |
| 1973        | Coquitlam Adanacs        | 25        | 16        | 9         | 0        | 396        | 352        | 32         |
| 1974        | Coquitlam Adanacs        | 24        | 8         | 15        | 1        | 296        | 344        | 17         |
| 1975        | Coquitlam Adanacs        | 24        | 8         | 16        | 0        | 286        | 383        | 16         |
| 1976        | Coquitlam Adanacs        | 24        | 9         | 15        | 0        | 316        | 356        | 18         |
| 1977        | Coquitlam Adanacs        | 24        | 11        | 13        | 0        | 297        | 288        | 22         |
| 1978        | Coquitlam Adanacs        | 24        | 10        | 13        | 1        | 310        | 332        | 21         |
| 1979        | Coquitlam Adanacs        | 30        | 17        | 12        | 1        | 427        | 382        | 35         |
| 1980        | Coquitlam Adanacs        | 24        | 15        | 9         | 0        | 287        | 268        | 30         |
| 1981        | Coquitlam Adanacs        | 24        | 17        | 7         | 0        | 333        | 262        | 34         |
| 1982        | Coquitlam Adanacs        | 24        | 8         | 16        | 0        | 280        | 308        | 16         |
| 1983        | Coquitlam Adanacs        | 24        | 10        | 14        | 0        | 256        | 263        | 20         |
| 1984        | Coquitlam Adanacs        | 24        | 10        | 14        | 0        | 265        | 275        | 20         |
| 1985        | Coquitlam Adanacs        | 24        | 14        | 10        | 0        | 227        | 200        | 28         |
| 1986        | Coquitlam Adanacs        | 24        | 10        | 14        | 0        | 204        | 245        | 20         |
| 1987        | Coquitlam Adanacs        | 24        | 13        | 11        | 0        | 226        | 226        | 26         |
| <b>1988</b> | <b>Coquitlam Adanacs</b> | <b>24</b> | <b>13</b> | <b>11</b> | <b>0</b> | <b>226</b> | <b>195</b> | <b>26</b>  |
| 1989        | Coquitlam Adanacs        | 24        | 11        | 13        | 0        | 242        | 249        | 22         |
| 1990        | Coquitlam Adanacs        | 24        | 6         | 18        | 0        | 203        | 242        | 12         |
| 1991        | Coquitlam Adanacs        | 24        | 18        | 6         | 0        | 268        | 198        | 36         |
| 1992        | Coquitlam Adanacs        | 24        | 10        | 14        | 0        | 191        | 228        | 20         |
| <b>1993</b> | <b>Coquitlam Adanacs</b> | <b>23</b> | <b>17</b> | <b>6</b>  | <b>0</b> | <b>251</b> | <b>212</b> | <b>34</b>  |
| 1994        | Coquitlam Adanacs        | 20        | 13        | 7         | 0        | 215        | 199        | 26         |
| 1995        | Coquitlam Adanacs        | 25        | 11        | 11        | 3        | 236        | 226        | 25         |
| 1996        | Coquitlam Adanacs        | 20        | 5         | 15        | 0        | 158        | 190        | 10         |
| 1997        | Coquitlam Adanacs        | 20        | 9         | 10        | 1        | 169        | 171        | 19         |
| <b>1998</b> | <b>Coquitlam Adanacs</b> | <b>25</b> | <b>15</b> | <b>9</b>  | <b>1</b> | <b>255</b> | <b>216</b> | <b>31</b>  |
| 1999        | Coquitlam Adanacs        | 25        | 18        | 7         | 0        | 248        | 201        | 36         |
| 2000        | Coquitlam Adanacs        | 25        | 14        | 11        | 0        | 278        | 276        | 28         |

|             |                          |           |           |          |          |            |            |           |
|-------------|--------------------------|-----------|-----------|----------|----------|------------|------------|-----------|
| <b>2001</b> | <b>Coquitlam Adanacs</b> | <b>20</b> | <b>12</b> | <b>8</b> | <b>0</b> | <b>258</b> | <b>224</b> | <b>24</b> |
| 2002        | Coquitlam Adanacs        | 20        | 13        | 6        | 1        | 264        | 205        | 27        |
| 2003        | Coquitlam Adanacs        | 20        | 17        | 3        | 0        | 266        | 195        | 34        |
| 2004        | Coquitlam Adanacs        | 20        | 11        | 9        | 0        | 223        | 200        | 22        |
| 2005        | Coquitlam Adanacs        | 18        | 13        | 4        | 1        | 267        | 198        | 27        |
| 2006        | Coquitlam Adanacs        | 18        | 11        | 6        | 1        | 192        | 187        | 23        |
| <b>2007</b> | <b>Coquitlam Adanacs</b> | <b>18</b> | <b>9</b>  | <b>7</b> | <b>2</b> | <b>178</b> | <b>188</b> | <b>20</b> |
| 2008        | Coquitlam Adanacs        | 18        | 13        | 3        | 2        | 180        | 135        | 28        |
| 2009        | Coquitlam Adanacs        | 18        | 9         | 9        | 0        | 171        | 186        | 18        |
| 2010        | Coquitlam Adanacs        | 18        | 9         | 9        | 0        | 204        | 197        | 18        |
| 2011        | Coquitlam Adanacs        | 18        | 7         | 11       | 0        | 160        | 164        | 14        |
| 2012        | Coquitlam Adanacs        | 18        | 10        | 8        | 0        | 147        | 137        | 20        |
| 2013        | Coquitlam Adanacs        | 18        | 9         | 8        | 1        | 164        | 171        | 19        |
| 2014        | Coquitlam Adanacs        | 18        | 7         | 11       | 0        | 135        | 144        | 14        |
| 2015        | Coquitlam Adanacs        | 18        | 7         | 11       | 0        | 141        | 168        | 14        |
| 2016        | Coquitlam Adanacs        | 18        | 7         | 11       | 0        | 140        | 162        | 14        |
| 2017        | Coquitlam Adanacs        | 18        | 5         | 13       | 0        | 133        | 183        | 10        |
| 2018        | Coquitlam Adanacs        | 18        | 2         | 16       | 0        | 131        | 194        | 4         |
| 2019        | Coquitlam Adanacs        | 18        | 3         | 15       | 0        | 122        | 201        | 6         |
| 2020        | <i>season cancelled</i>  |           |           |          |          |            |            |           |
| 2021        | <i>season cancelled</i>  |           |           |          |          |            |            |           |
| 2022        | Coquitlam Adanacs        | 18        | 12        | 6        | 0        | 186        | 152        | 24        |
| 2023        | Coquitlam Adanacs        | 18        | 2         | 16       | 0        | 137        | 196        | 4         |



### **BURNABY LAKERS** *Richmond Outlaws (1986-1989)*

|      |                  | <u>GP</u> | <u>W</u> | <u>L</u> | <u>T</u> | <u>GF</u> | <u>GA</u> | <u>PTS</u> |
|------|------------------|-----------|----------|----------|----------|-----------|-----------|------------|
| 1986 | Richmond Outlaws | 24        | 9        | 15       | 0        | 222       | 248       | 18         |
| 1987 | Richmond Outlaws | 24        | 9        | 15       | 0        | 235       | 256       | 18         |
| 1988 | Richmond Outlaws | 24        | 8        | 16       | 0        | 190       | 236       | 16         |
| 1989 | Richmond Outlaws | 24        | 7        | 17       | 0        | 204       | 262       | 14         |
| 1990 | Burnaby Lakers   | 24        | 10       | 14       | 0        | 216       | 232       | 20         |
| 1991 | Burnaby Lakers   | 24        | 8        | 16       | 0        | 201       | 241       | 16         |
| 1992 | Burnaby Lakers   | 24        | 14       | 10       | 0        | 190       | 179       | 26         |
| 1993 | Burnaby Lakers   | 24        | 12       | 12       | 0        | 235       | 234       | 24         |
| 1994 | Burnaby Lakers   | 20        | 4        | 16       | 0        | 175       | 225       | 8          |
| 1995 | Burnaby Lakers   | 25        | 11       | 13       | 1        | 207       | 236       | 23         |
| 1996 | Burnaby Lakers   | 20        | 10       | 10       | 0        | 176       | 199       | 20         |
| 1997 | Burnaby Lakers   | 20        | 1        | 18       | 1        | 154       | 212       | 3          |
| 1998 | Burnaby Lakers   | 25        | 4        | 21       | 0        | 187       | 273       | 8          |
| 1999 | Burnaby Lakers   | 25        | 5        | 20       | 0        | 207       | 276       | 10         |
| 2000 | Burnaby Lakers   | 25        | 11       | 14       | 0        | 254       | 286       | 22         |
| 2001 | Burnaby Lakers   | 20        | 9        | 11       | 0        | 225       | 253       | 18         |
| 2002 | Burnaby Lakers   | 20        | 11       | 9        | 0        | 202       | 208       | 22         |
| 2003 | Burnaby Lakers   | 20        | 8        | 11       | 1        | 215       | 230       | 17         |
| 2004 | Burnaby Lakers   | 20        | 14       | 6        | 0        | 221       | 199       | 28         |
| 2005 | Burnaby Lakers   | 18        | 8        | 9        | 1        | 217       | 213       | 17         |
| 2006 | Burnaby Lakers   | 18        | 12       | 6        | 0        | 223       | 177       | 24         |
| 2007 | Burnaby Lakers   | 18        | 12       | 6        | 0        | 214       | 192       | 24         |
| 2008 | Burnaby Lakers   | 18        | 9        | 7        | 2        | 169       | 163       | 20         |
| 2009 | Burnaby Lakers   | 18        | 2        | 15       | 1        | 129       | 206       | 5          |
| 2010 | Burnaby Lakers   | 18        | 6        | 12       | 0        | 143       | 179       | 12         |
| 2011 | Burnaby Lakers   | 18        | 7        | 9        | 2        | 168       | 172       | 16         |
| 2012 | Burnaby Lakers   | 18        | 9        | 7        | 2        | 158       | 161       | 20         |
| 2013 | Burnaby Lakers   | 18        | 10       | 8        | 0        | 175       | 173       | 20         |
| 2014 | Burnaby Lakers   | 18        | 11       | 7        | 0        | 157       | 152       | 22         |
| 2015 | Burnaby Lakers   | 18        | 9        | 9        | 0        | 136       | 154       | 18         |
| 2016 | Burnaby Lakers   | 18        | 10       | 7        | 1        | 151       | 133       | 21         |

|      |                         |    |    |    |   |     |     |    |
|------|-------------------------|----|----|----|---|-----|-----|----|
| 2017 | Burnaby Lakers          | 18 | 12 | 5  | 1 | 188 | 141 | 25 |
| 2018 | Burnaby Lakers          | 18 | 6  | 11 | 1 | 176 | 201 | 13 |
| 2019 | Burnaby Lakers          | 18 | 10 | 7  | 1 | 160 | 156 | 21 |
| 2020 | <i>season cancelled</i> |    |    |    |   |     |     |    |
| 2021 | <i>season cancelled</i> |    |    |    |   |     |     |    |
| 2022 | Burnaby Lakers          | 18 | 4  | 14 | 0 | 156 | 235 | 8  |
| 2023 | Burnaby Lakers          | 18 | 5  | 13 | 0 | 157 | 206 | 10 |



### LANGLEY THUNDER

*North Shore Indians (1994-1999)*

*Okanagan Thunder (2000-2001)*

*North Shore Thunder (2002-2003)*

|             |                         | <u>GP</u> | <u>W</u>  | <u>L</u> | <u>T</u> | <u>GF</u>  | <u>GA</u>  | <u>PTS</u> |
|-------------|-------------------------|-----------|-----------|----------|----------|------------|------------|------------|
| 1994        | North Shore Indians     | 20        | 5         | 15       | 0        | 189        | 234        | 10         |
| 1995        | North Shore Indians     | 25        | 7         | 13       | 5        | 214        | 247        | 19         |
| 1996        | North Shore Indians     | 20        | 12        | 7        | 1        | 204        | 184        | 25         |
| 1997        | North Shore Indians     | 20        | 11        | 9        | 0        | 231        | 174        | 22         |
| 1998        | North Shore Indians     | 25        | 13        | 11       | 1        | 245        | 233        | 27         |
| 1999        | North Shore Indians     | 25        | 10        | 14       | 1        | 213        | 241        | 21         |
| 2000        | Okanagan Thunder        | 25        | 5         | 19       | 1        | 298        | 375        | 11         |
| 2001        | Okanagan Thunder        | 20        | 5         | 15       | 0        | 223        | 274        | 10         |
| 2002        | North Shore Thunder     | 20        | 4         | 15       | 1        | 196        | 260        | 9          |
| 2003        | North Shore Thunder     | 20        | 7         | 11       | 2        | 217        | 245        | 16         |
| 2004        | Langley Thunder         | 20        | 1         | 19       | 0        | 146        | 254        | 2          |
| 2005        | Langley Thunder         | 17        | 2         | 15       | 0        | 135        | 227        | 4          |
| 2006        | Langley Thunder         | 18        | 2         | 16       | 0        | 138        | 213        | 4          |
| 2007        | Langley Thunder         | 18        | 6         | 12       | 0        | 176        | 199        | 12         |
| 2008        | Langley Thunder         | 18        | 3         | 15       | 0        | 156        | 173        | 6          |
| 2009        | Langley Thunder         | 18        | 10        | 7        | 1        | 188        | 163        | 21         |
| 2010        | Langley Thunder         | 18        | 6         | 12       | 0        | 184        | 198        | 12         |
| <b>2011</b> | <b>Langley Thunder</b>  | <b>18</b> | <b>8</b>  | <b>8</b> | <b>2</b> | <b>161</b> | <b>168</b> | <b>18</b>  |
| <b>2012</b> | <b>Langley Thunder</b>  | <b>18</b> | <b>12</b> | <b>6</b> | <b>0</b> | <b>177</b> | <b>161</b> | <b>24</b>  |
| 2013        | Langley Thunder         | 18        | 11        | 5        | 2        | 157        | 137        | 24         |
| 2014        | Langley Thunder         | 18        | 7         | 11       | 0        | 138        | 163        | 14         |
| 2015        | Langley Thunder         | 18        | 9         | 9        | 0        | 163        | 160        | 18         |
| 2016        | Langley Thunder         | 18        | 3         | 15       | 0        | 111        | 191        | 6          |
| 2017        | Langley Thunder         | 18        | 4         | 14       | 0        | 131        | 182        | 8          |
| 2018        | Langley Thunder         | 18        | 7         | 10       | 1        | 183        | 205        | 15         |
| 2019        | Langley Thunder         | 18        | 4         | 14       | 0        | 136        | 194        | 8          |
| 2020        | <i>season cancelled</i> |           |           |          |          |            |            |            |
| 2021        | <i>season cancelled</i> |           |           |          |          |            |            |            |
| <b>2022</b> | <b>Langley Thunder</b>  | <b>18</b> | <b>12</b> | <b>6</b> | <b>0</b> | <b>185</b> | <b>160</b> | <b>24</b>  |
| 2023        | Langley Thunder         | 18        | 14        | 4        | 0        | 193        | 143        | 28         |



**NANAIMO TIMBERMEN**

|      |                         | <u>GP</u> | <u>W</u> | <u>L</u> | <u>T</u> | <u>GF</u> | <u>GA</u> | <u>PTS</u> |
|------|-------------------------|-----------|----------|----------|----------|-----------|-----------|------------|
| 2005 | Nanaimo Timbermen       | 18        | 4        | 14       | 0        | 175       | 238       | 8          |
| 2006 | Nanaimo Timbermen       | 18        | 3        | 14       | 1        | 153       | 236       | 7          |
| 2007 | Nanaimo Timbermen       | 18        | 7        | 11       | 0        | 191       | 211       | 14         |
| 2008 | Nanaimo Timbermen       | 18        | 4        | 13       | 1        | 141       | 218       | 9          |
| 2009 | Nanaimo Timbermen       | 18        | 4        | 11       | 3        | 182       | 224       | 11         |
| 2010 | Nanaimo Timbermen       | 18        | 9        | 9        | 0        | 188       | 193       | 18         |
| 2011 | Nanaimo Timbermen       | 18        | 7        | 9        | 2        | 171       | 175       | 16         |
| 2012 | Nanaimo Timbermen       | 18        | 6        | 11       | 1        | 178       | 192       | 13         |
| 2013 | Nanaimo Timbermen       | 18        | 5        | 13       | 0        | 161       | 198       | 10         |
| 2014 | Nanaimo Timbermen       | 18        | 4        | 13       | 1        | 131       | 186       | 9          |
| 2015 | Nanaimo Timbermen       | 18        | 3        | 15       | 0        | 137       | 192       | 6          |
| 2016 | Nanaimo Timbermen       | 18        | 4        | 14       | 0        | 154       | 181       | 8          |
| 2017 | Nanaimo Timbermen       | 18        | 7        | 10       | 1        | 166       | 183       | 15         |
| 2018 | Nanaimo Timbermen       | 18        | 10       | 7        | 1        | 166       | 156       | 21         |
| 2019 | Nanaimo Timbermen       | 18        | 10       | 7        | 1        | 168       | 164       | 21         |
| 2020 | <i>season cancelled</i> |           |          |          |          |           |           |            |
| 2021 | <i>season cancelled</i> |           |          |          |          |           |           |            |
| 2022 | Nanaimo Timbermen       | 18        | 12       | 6        | 0        | 193       | 156       | 24         |
| 2023 | Nanaimo Timbermen       | 18        | 12       | 6        | 0        | 185       | 165       | 24         |

## DEFUNCT CLUBS

**North Vancouver Squamish Indians (1932)**  
**North Shore Indians (1935-1941, 1946-1951)**  
**Indian Arrows (1945)**  
**PNE Indians (1952-1954)**  
**Mount Pleasant Indians (1955)**

|             |   | <u>GP</u> | <u>W</u>  | <u>L</u> | <u>T</u> | <u>GF</u>  | <u>GA</u>  | <u>PTS</u> |
|-------------|---|-----------|-----------|----------|----------|------------|------------|------------|
| <b>1932</b> | <b>North Vancouver Squamish Indians</b> | <b>12</b> | <b>9</b>  | <b>3</b> | <b>0</b> | <b>107</b> | <b>63</b>  | <b>18</b>  |
| 1933        | <i>suspended operations</i>             |           |           |          |          |            |            |            |
| 1934        | <i>suspended operations</i>             |           |           |          |          |            |            |            |
| 1935        | North Shore Indians                     | 23        | 13        | 10       | 0        | 307        | 277        | 26         |
| <b>1936</b> | <b>North Shore Indians</b>              | <b>24</b> | <b>16</b> | <b>8</b> | <b>0</b> | <b>363</b> | <b>324</b> | <b>32</b>  |
| 1937        | North Shore Indians                     | 28        | 11        | 17       | 0        | 380        | 461        | 22         |
| 1938        | North Shore Indians                     | 24        | 5         | 19       | 0        | 328        | 465        | 10         |
| 1939        | North Shore Indians                     | 24        | 1         | 23       | 0        | 304        | 543        | 2          |
| 1940        | North Shore Indians                     | 24        | 4         | 19       | 1        | 338        | 548        | 9          |
| 1941        | North Shore Indians                     | 24        | 2         | 22       | 0        | 317        | 538        | 4          |
| 1942        | <i>suspended operations</i>             |           |           |          |          |            |            |            |
| 1943        | <i>suspended operations</i>             |           |           |          |          |            |            |            |
| 1944        | <i>suspended operations</i>             |           |           |          |          |            |            |            |
| 1945        | Indian Arrows                           | 24        | 2         | 22       | 0        | 221        | 414        | 4          |
| 1946        | North Shore Indians                     | 24        | 4         | 20       | 0        | 256        | 409        | 8          |
| 1947        | North Shore Indians                     | 24        | 10        | 14       | 0        | 312        | 345        | 20         |
| 1948        | North Shore Indians                     | 24        | 12        | 12       | 0        | 319        | 333        | 24         |
| 1949        | North Shore Indians                     | 16        | 8         | 8        | 0        | 200        | 185        | 16         |
| 1950        | North Shore Indians                     | 30        | 19        | 11       | 0        | 392        | 337        | 38         |
| 1951        | North Shore Indians                     | 32        | 16        | 16       | 0        | 370        | 355        | 32         |
| 1952        | PNE Indians                             | 31        | 15        | 16       | 0        | 338        | 352        | 30         |
| 1953        | PNE Indians                             | 32        | 18        | 14       | 0        | 325        | 317        | 36         |
| 1954        | PNE Indians                             | 32        | 20        | 12       | 0        | 314        | 284        | 40         |
| 1955        | Mount Pleasant Indians                  | 32        | 15        | 17       | 0        | 295        | 329        | 30         |

**Vancouver Athletic Club (1932)**  
**Vancouver Abbotsford Hotel (1933)**

|      |                            | <u>GP</u> | <u>W</u> | <u>L</u> | <u>T</u> | <u>GF</u> | <u>GA</u> | <u>PTS</u> |
|------|----------------------------|-----------|----------|----------|----------|-----------|-----------|------------|
| 1932 | Vancouver Athletic Club    | 12        | 5        | 6        | 1        | 78        | 89        | 11         |
| 1933 | Vancouver Abbotsford Hotel | 24        | 7        | 17       | 0        | 170       | 232       | 14         |

**New Westminster Adanacs (1933-1941; 1945-1950)**

|             |                                | <u>GP</u> | <u>W</u>  | <u>L</u>  | <u>T</u> | <u>GF</u>  | <u>GA</u>  | <u>PTS</u> |
|-------------|--------------------------------|-----------|-----------|-----------|----------|------------|------------|------------|
| 1933        | New Westminster Adanacs        | 24        | 7         | 17        | 0        | 176        | 242        | 14         |
| 1934        | New Westminster Adanacs        | 24        | 8         | 16        | 0        | 272        | 318        | 16         |
| 1935        | New Westminster Adanacs        | 23        | 9         | 14        | 0        | 302        | 309        | 18         |
| 1936        | New Westminster Adanacs        | 24        | 10        | 14        | 0        | 331        | 355        | 20         |
| 1937        | New Westminster Adanacs        | 28        | 15        | 13        | 0        | 457        | 440        | 30         |
| <b>1938</b> | <b>New Westminster Adanacs</b> | <b>24</b> | <b>17</b> | <b>7</b>  | <b>0</b> | <b>435</b> | <b>357</b> | <b>32</b>  |
| <b>1939</b> | <b>New Westminster Adanacs</b> | <b>24</b> | <b>18</b> | <b>6</b>  | <b>0</b> | <b>442</b> | <b>319</b> | <b>36</b>  |
| 1940        | New Westminster Adanacs        | 24        | 16        | 7         | 1        | 403        | 341        | 33         |
| 1941        | New Westminster Adanacs        | 24        | 14        | 10        | 0        | 369        | 352        | 28         |
| 1942        | <i>suspended operations</i>    |           |           |           |          |            |            |            |
| 1943        | <i>suspended operations</i>    |           |           |           |          |            |            |            |
| 1944        | <i>suspended operations</i>    |           |           |           |          |            |            |            |
| 1945        | New Westminster Adanacs        | 23        | 13        | 10        | 0        | 318        | 278        | 26         |
| 1946        | New Westminster Adanacs        | 24        | 14        | 9         | 1        | 357        | 319        | 29         |
| <b>1947</b> | <b>New Westminster Adanacs</b> | <b>24</b> | <b>17</b> | <b>7</b>  | <b>0</b> | <b>368</b> | <b>298</b> | <b>34</b>  |
| <b>1948</b> | <b>New Westminster Adanacs</b> | <b>24</b> | <b>18</b> | <b>6</b>  | <b>0</b> | <b>296</b> | <b>223</b> | <b>36</b>  |
| 1949        | New Westminster Adanacs        | 16        | 15        | 1         | 0        | 229        | 137        | 30         |
| <b>1950</b> | <b>New Westminster Adanacs</b> | <b>30</b> | <b>19</b> | <b>10</b> | <b>1</b> | <b>397</b> | <b>363</b> | <b>39</b>  |

**Vancouver St. Helen's Hotel (1933-1934)**  
**Richmond Farmers (1935-1936, 1938-1941, 1943-1949)**  
**Richmond-Home Gas Combines (1937)**  
**Burrard Drydock Wallaces United (1942)**  
**Richmond-Kerrisdale Farmers (1950)**

|             |                                 | <u>GP</u> | <u>W</u>  | <u>L</u> | <u>T</u> | <u>GF</u>  | <u>GA</u>  | <u>PTS</u> |
|-------------|---------------------------------|-----------|-----------|----------|----------|------------|------------|------------|
| 1933        | Vancouver St. Helen's Hotel     | 24        | 16        | 8        | 0        | 214        | 181        | 32         |
| 1934        | Vancouver St. Helen's Hotel     | 24        | 17        | 7        | 0        | 300        | 254        | 34         |
| <b>1935</b> | <b>Richmond Farmers</b>         | <b>24</b> | <b>18</b> | <b>6</b> | <b>0</b> | <b>308</b> | <b>271</b> | <b>36</b>  |
| 1936        | Richmond Farmers                | 24        | 15        | 9        | 0        | 315        | 275        | 30         |
| 1937        | Richmond-Home Gas Combines      | 28        | 14        | 14       | 0        | 432        | 429        | 28         |
| 1938        | Richmond Farmers                | 24        | 9         | 15       | 0        | 329        | 348        | 18         |
| 1939        | Richmond Farmers                | 24        | 9         | 15       | 0        | 375        | 390        | 18         |
| 1940        | Richmond Farmers                | 24        | 14        | 10       | 0        | 391        | 364        | 28         |
| <b>1941</b> | <b>Richmond Farmers</b>         | <b>24</b> | <b>20</b> | <b>4</b> | <b>0</b> | <b>451</b> | <b>274</b> | <b>40</b>  |
| 1942        | Burrard Drydock Wallaces United | 23        | 5         | 17       | 1        | 217        | 293        | 11         |
| 1943        | Richmond Farmers                | 18        | 6         | 12       | 0        | 238        | 279        | 12         |
| 1944        | Richmond Farmers                | 24        | 8         | 16       | 0        | 294        | 394        | 16         |
| 1945        | Richmond Farmers                | 23        | 15        | 8        | 0        | 360        | 309        | 30         |
| 1946        | Richmond Farmers                | 24        | 11        | 10       | 3        | 350        | 332        | 25         |
| 1947        | Richmond Farmers                | 24        | 6         | 18       | 0        | 291        | 347        | 12         |
| 1948        | Richmond Farmers                | 24        | 5         | 19       | 0        | 258        | 367        | 10         |
| 1949        | Richmond Farmers                | 16        | 2         | 14       | 0        | 131        | 234        | 4          |
| 1950        | Richmond-Kerrisdale Farmers     | 30        | 9         | 21       | 0        | 340        | 414        | 18         |

**Vancouver Province Bluebirds (1934-1935)**  
**Vancouver Home Gas (1936)**

|      |                              | <u>GP</u> | <u>W</u> | <u>L</u> | <u>T</u> | <u>GF</u> | <u>GA</u> | <u>PTS</u> |
|------|------------------------------|-----------|----------|----------|----------|-----------|-----------|------------|
| 1934 | Vancouver Province Bluebirds | 24        | 9        | 15       | 0        | 278       | 339       | 18         |
| 1935 | Vancouver Province Bluebirds | 24        | 15       | 9        | 0        | 315       | 310       | 30         |
| 1936 | Vancouver Home Gas           | 24        | 5        | 19       | 0        | 299       | 396       | 10         |

**North Vancouver Ship Repair Yard Norvans (1942)**

|      |  | <u>GP</u> | <u>W</u> | <u>L</u> | <u>T</u> | <u>GF</u> | <u>GA</u> | <u>PTS</u> |
|------|--|-----------|----------|----------|----------|-----------|-----------|------------|
| 1942 | North Vancouver Ship Repair Yard Norvans | 22        | 11       | 11       | 0        | 214       | 211       | 22         |

**Vancouver Army (1943-1944)**

|      |                | <u>GP</u> | <u>W</u> | <u>L</u> | <u>T</u> | <u>GF</u> | <u>GA</u> | <u>PTS</u> |
|------|----------------|-----------|----------|----------|----------|-----------|-----------|------------|
| 1943 | Vancouver Army | 18        | 8        | 10       | 0        | 234       | 286       | 16         |
| 1944 | Vancouver Army | 24        | 9        | 14       | 1        | 237       | 277       | 19         |

**Vancouver HMCS Discovery Navy (1944)**

|      |                               | <u>GP</u> | <u>W</u> | <u>L</u> | <u>T</u> | <u>GF</u> | <u>GA</u> | <u>PTS</u> |
|------|-------------------------------|-----------|----------|----------|----------|-----------|-----------|------------|
| 1944 | Vancouver HMCS Discovery Navy | 24        | 14       | 10       | 0        | 314       | 321       | 28         |

**Nanaimo Native Sons (1951-1954)**  
**Nanaimo Timbermen (1955-1958)**  
**Nanaimo Labatts (1959-1964)**

|             |                          | <u>GP</u> | <u>W</u>  | <u>L</u>  | <u>T</u> | <u>GF</u>  | <u>GA</u>  | <u>PTS</u> |
|-------------|--------------------------|-----------|-----------|-----------|----------|------------|------------|------------|
| 1951        | Nanaimo Native Sons      | 32        | 4         | 28        | 0        | 302        | 496        | 8          |
| 1952        | Nanaimo Native Sons      | 31        | 6         | 25        | 0        | 334        | 532        | 12         |
| 1953        | Nanaimo Native Sons      | 32        | 14        | 17        | 1        | 336        | 366        | 29         |
| 1954        | Nanaimo Native Sons      | 32        | 16        | 16        | 0        | 333        | 329        | 32         |
| 1955        | Nanaimo Timbermen        | 32        | 25        | 7         | 0        | 437        | 310        | 50         |
| <b>1956</b> | <b>Nanaimo Timbermen</b> | <b>30</b> | <b>24</b> | <b>6</b>  | <b>0</b> | <b>463</b> | <b>317</b> | <b>48</b>  |
| 1957        | Nanaimo Timbermen        | 30        | 15        | 14        | 1        | 321        | 336        | 31         |
| 1958        | Nanaimo Timbermen        | 30        | 13        | 15        | 2        | 318        | 330        | 28         |
| 1959        | Nanaimo Labatts          | 30        | 11        | 17        | 2        | 272        | 342        | 24         |
| <b>1960</b> | <b>Nanaimo Labatts</b>   | <b>30</b> | <b>15</b> | <b>14</b> | <b>1</b> | <b>322</b> | <b>308</b> | <b>31</b>  |
| 1961        | Nanaimo Labatts          | 30        | 11        | 17        | 2        | 312        | 346        | 24         |
| 1962        | Nanaimo Labatts          | 32        | 14        | 18        | 0        | 306        | 320        | 28         |
| 1963        | Nanaimo Labatts          | 30        | 6         | 24        | 0        | 264        | 350        | 10         |
| 1964        | Nanaimo Labatts          | 32        | 4         | 28        | 0        | 259        | 402        | 8          |

**Burnaby Norburns (1962)**

|      |                  | <u>GP</u> | <u>W</u> | <u>L</u> | <u>T</u> | <u>GF</u> | <u>GA</u> | <u>PTS</u> |
|------|------------------|-----------|----------|----------|----------|-----------|-----------|------------|
| 1962 | Burnaby Norburns | 32        | 4        | 28       | 0        | 211       | 393       | 8          |

**Nanaimo Timbermen (1975-1981)**

|      |                   | <u>GP</u> | <u>W</u> | <u>L</u> | <u>T</u> | <u>GF</u> | <u>GA</u> | <u>PTS</u> |
|------|-------------------|-----------|----------|----------|----------|-----------|-----------|------------|
| 1975 | Nanaimo Timbermen | 24        | 5        | 19       | 0        | 304       | 352       | 10         |
| 1976 | Nanaimo Timbermen | 24        | 8        | 16       | 0        | 268       | 340       | 16         |
| 1977 | Nanaimo Timbermen | 24        | 4        | 19       | 1        | 291       | 374       | 9          |
| 1978 | Nanaimo Timbermen | 24        | 9        | 13       | 2        | 313       | 344       | 20         |
| 1979 | Nanaimo Timbermen | 30        | 8        | 20       | 2        | 309       | 371       | 18         |
| 1980 | Nanaimo Timbermen | 24        | 9        | 15       | 0        | 287       | 352       | 18         |
| 1981 | Nanaimo Timbermen | 24        | 8        | 15       | 1        | 231       | 293       | 17         |



## **THE EARLY YEARS OF EASTERN CANADA FIELD LACROSSE 1834-1931**

**1834**

*Caughnawaga Indians played a demonstration game at St. Pierre on September 24, 1834*

**1844**

Caughnawaga Indians defeated Olympic Athletic Club of Montréal

**1856**

*Montréal Lacrosse Club, the first organised lacrosse club, formed by members of the disbanded Olympic Athletic Club*

**1858**

*Hochelaga Club of Montréal organised*

**1859**

*Beaver Club of Montréal organised*

**1860**

*Hochelaga Club merged with Montréal Lacrosse Club*

Montréal Lacrosse Club combined with the Beaver Club to play against Caughnawaga and St. Regis Indians on August 27, 1860

Indians defeated Montréal 3-0 on September 22, 1860

Beaver Seconds vs. Young Torontos played on October 5, 1860

**1863**

*First club in Cornwall, Ontario was formed*

**1866**

Ottawa defeated Montréal 3-2 on May 24, 1866 in Cornwall for 'the championship'

Montréal defeated Ottawa 3-0 in Montréal

**1866**

*Montréal Lacrosse Club named the first National Lacrosse champions on October 27, 1866*

### **1867 NATIONAL LACROSSE ASSOCIATION OF CANADA**

*Montréal Shamrocks, the Torontos, and Toronto Ontarios clubs are formed*

*Dominion Club and Beaver Club founded in Montréal*

*Kingston Lacrosse Club founded*

*Lacrosse Club of Nova Scotia and Halifax Lacrosse Club founded between July 1867 and October 1867*

*National Lacrosse Association of Canada formed on September 26, 1867*

### **CHALLENGE GAMES**

Caughnawaga Indians defeated Montréal Lacrosse Club 3-2 on July 1, 1867

St. Regis Indians defeated Caughnawaga Indians 3-2 on November 9, 1867

Six Nations defeated Toronto 3-2

Toronto defeated Upper Canada College 3-1 on October 26, 1867

#### **1868 NATIONAL LACROSSE ASSOCIATION OF CANADA**

##### **CHALLENGE GAMES**

St. Regis Indians unbeaten during season

##### **NATIONAL TOURNAMENT**

St. Regis Indians defeated Prescott 2-0 on September 10, 1868

#### **1869 NATIONAL LACROSSE ASSOCIATION OF CANADA**

##### **CHALLENGE GAMES**

Montréal Lacrosse Club defeated St. Regis Indians by default 2-2

Montréal Lacrosse Club defeated Toronto Lacrosse Club 3-0

#### **1870 NATIONAL LACROSSE ASSOCIATION OF CANADA**

##### **CHALLENGE GAMES**

Montréal Lacrosse Club defeated Crescent Lacrosse Club 3-0

Montréal Shamrocks defeated Montréal Caledonians 3-1

#### **1871 NATIONAL LACROSSE ASSOCIATION OF CANADA**

##### **CHALLENGE GAMES**

Montréal Shamrocks unbeaten during season

#### **1872 NATIONAL LACROSSE ASSOCIATION OF CANADA**

##### **CHALLENGE GAMES**

Montréal Shamrocks unbeaten during season

#### **1873 NATIONAL LACROSSE ASSOCIATION OF CANADA**

##### **CHALLENGE GAMES**

Montréal Shamrocks unbeaten during season

#### **1874 NATIONAL LACROSSE ASSOCIATION OF CANADA**

##### **CHALLENGE GAMES**

Montréal Shamrocks unbeaten during season

#### **1875 NATIONAL LACROSSE ASSOCIATION OF CANADA**

##### **CHALLENGE GAMES**

Toronto Lacrosse Club defeated Montréal Shamrocks

#### **1876 NATIONAL LACROSSE ASSOCIATION OF CANADA**

##### **CHALLENGE GAMES**

Toronto Ontarios defeated Toronto Lacrosse Club 3-1

Toronto Lacrosse Club defeated Toronto Ontarios 3-2

Toronto Lacrosse Club defeated Montréal Shamrocks 3-2

Toronto Lacrosse Club defeated Montréal Amateur Athletic Association 3-0

#### **1877 NATIONAL LACROSSE ASSOCIATION OF CANADA**

##### **CHALLENGE GAMES**

Toronto Lacrosse Club versus Montréal Shamrocks cancelled

Caughnawaga Indians defeated Toronto Lacrosse Club 3-1

*Toronto Lacrosse Club refused to play Montréal Shamrocks due to the Montréal team playing an ex-convict. National Lacrosse Union ruled Caughnawaga-Toronto match was an exhibition and then awarded Montreal Shamrocks the title.*

#### 1878 NATIONAL LACROSSE ASSOCIATION OF CANADA

##### CHALLENGE GAMES

Toronto Lacrosse Club defeated Montréal Shamrocks 3-2  
Toronto Lacrosse Club defeated London Tecumsehs 2-0  
Caugnawaga Indians defeated Toronto Lacrosse Club 3-2  
Caugnawaga Indians defeated Montréal Shamrocks 3-1  
Montréal Shamrocks defeated Caugnawaga Indians 3-1

#### 1879 NATIONAL LACROSSE ASSOCIATION OF CANADA

##### CHALLENGE GAMES

Montréal Shamrocks unbeaten during season

#### 1880 NATIONAL LACROSSE ASSOCIATION OF CANADA

##### CHALLENGE GAMES

Toronto Lacrosse Club defeated Montréal Shamrocks

#### 1881 NATIONAL LACROSSE ASSOCIATION OF CANADA

##### CHALLENGE GAMES

Toronto Lacrosse Club defeated Montréal Amateur Athletic Association 3-0  
Montréal Shamrocks defeated Toronto Lacrosse Club

#### 1882 NATIONAL AMATEUR LACROSSE ASSOCIATION

##### CHALLENGE GAMES

Montréal Shamrocks unbeaten during season

#### 1883 NATIONAL AMATEUR LACROSSE ASSOCIATION

##### CHALLENGE GAMES

Toronto Lacrosse Club defeated Montréal Shamrocks

#### 1884 NATIONAL AMATEUR LACROSSE ASSOCIATION

##### CHALLENGE GAMES

Montréal Amateur Athletic Association defeated Toronto Lacrosse Club 3-2  
Montréal Shamrocks defeated Montréal Amateur Athletic Association 3-0

#### 1885 NATIONAL AMATEUR LACROSSE ASSOCIATION

|                                       | <u>GP</u> | <u>W</u> | <u>L</u> | <u>T</u> | <u>GF</u> | <u>GA</u> | <u>PTS</u> |
|---------------------------------------|-----------|----------|----------|----------|-----------|-----------|------------|
| Montréal Amateur Athletic Association | 6         | 5        | 1        | 0        | 15        | 10        | 10         |
| Toronto Lacrosse Club                 | 6         | 3        | 2        | 1        | 13        | 10        | 7          |
| Montréal Shamrocks                    | 6         | 3        | 3        | 0        | 14        | 10        | 6          |
| Toronto Ontarios                      | 6         | 0        | 5        | 1        | 5         | 17        | 1          |

#### 1886 NATIONAL AMATEUR LACROSSE ASSOCIATION

|                                       | <u>GP</u> | <u>W</u> | <u>L</u> | <u>T</u> | <u>GF</u> | <u>GA</u> | <u>PTS</u> |
|---------------------------------------|-----------|----------|----------|----------|-----------|-----------|------------|
| Montréal Amateur Athletic Association | 12        | 10       | 2        | 0        | 34        | 12        | 20         |
| Toronto Lacrosse Club                 | 12        | 9        | 2        | 1        | 29        | 14        | 19         |
| Cornwall Colts                        | 12        | 6        | 6        | 0        | 20        | 23        | 12         |
| Montréal Shamrocks                    | 12        | 3        | 9        | 0        | 19        | 31        | 6          |
| Toronto Ontarios                      | 12        | 1        | 10       | 1        | 11        | 33        | 3          |

**1887 NATIONAL AMATEUR LACROSSE ASSOCIATION**

|                                       | <u>GP</u> | <u>W</u> | <u>L</u> | <u>T</u> | <u>GF</u> | <u>GA</u> | <u>PTS</u> |
|---------------------------------------|-----------|----------|----------|----------|-----------|-----------|------------|
| Cornwall Colts                        | 8         | 7        | 1        | 0        | 21        | 6         | 14         |
| Montréal Shamrocks                    | 8         | 6        | 2        | 0        | 15        | 9         | 12         |
| Brockville Lacrosse Club              | 7         | 3        | 4        | 0        | 10        | 12        | 6          |
| Montréal Amateur Athletic Association | 8         | 3        | 5        | 0        | 13        | 17        | 6          |
| Ottawa Lacrosse Club                  | 7         | 0        | 7        | 0        | 6         | 21        | 0          |

**1887 CANADIAN LACROSSE ASSOCIATION**

|                               | <u>GP</u> | <u>W</u> | <u>L</u> | <u>T</u> | <u>GF</u> | <u>GA</u> | <u>PTS</u> |
|-------------------------------|-----------|----------|----------|----------|-----------|-----------|------------|
| Toronto Lacrosse Club         | 9         | 8        | 1        | 0        |           |           | 16         |
| Ottawa Capitals               | 7         | 6        | 1        | 0        |           |           | 12         |
| Brantford Lacrosse Club       | 9         | 6        | 3        | 0        |           |           | 12         |
| Paris Brants                  | 9         | 5        | 4        | 0        |           |           | 10         |
| St. Catharines Athletics      | 6         | 4        | 2        | 0        |           |           | 8          |
| Toronto Ontarios              | 11        | 3        | 7        | 1        |           |           | 7          |
| Woodstock Beavers             | 6         | 2        | 4        | 0        |           |           | 4          |
| Orillia Lacrosse Club         | 4         | 1        | 3        | 0        |           |           | 2          |
| Niagara Falls Lacrosse Club   | 6         | 1        | 5        | 0        |           |           | 2          |
| Richmond Hill Young Canadians | 7         | 0        | 6        | 1        |           |           | 1          |

**1888 NATIONAL AMATEUR LACROSSE ASSOCIATION**

|                          | <u>GP</u> | <u>W</u> | <u>L</u> | <u>T</u> | <u>GF</u> | <u>GA</u> | <u>PTS</u> |
|--------------------------|-----------|----------|----------|----------|-----------|-----------|------------|
| Cornwall Colts           | 3         | 3        | 0        | 0        | 9         | 3         | 6          |
| Montréal Shamrocks       | 4         | 3        | 1        | 0        | 11        | 4         | 6          |
| Ottawa Lacrosse Club     | 4         | 1        | 3        | 0        | 5         | 11        | 2          |
| Brockville Lacrosse Club | 3         | 0        | 3        | 0        | 2         | 9         | 0          |

**PLAYOFF**

Cornwall Colts defeated Montréal Shamrocks 6-2 (3-2; 3-0)

**1888 CANADIAN LACROSSE ASSOCIATION**

|                          | <u>GP</u> | <u>W</u> | <u>L</u> | <u>T</u> | <u>GF</u> | <u>GA</u> | <u>PTS</u> |
|--------------------------|-----------|----------|----------|----------|-----------|-----------|------------|
| Paris Brants             | 10        | 9        | 1        | 0        | 36        | 7         | 18         |
| St. Catharines Athletics | 10        | 7        | 3        | 0        |           |           | 14         |
| Toronto Lacrosse Club    | 10        | 5        | 5        | 0        |           |           | 10         |
| Woodstock Beavers        | 10        | 4        | 6        | 0        |           |           | 8          |
| Toronto Ontarios         | 10        | 3        | 7        | 0        |           |           | 6          |
| Brantford Lacrosse Club  | 10        | 2        | 8        | 0        |           |           | 4          |

**1889 NATIONAL AMATEUR LACROSSE ASSOCIATION**

|                                       | <u>GP</u> | <u>W</u> | <u>L</u> | <u>T</u> | <u>GF</u> | <u>GA</u> | <u>PTS</u> |
|---------------------------------------|-----------|----------|----------|----------|-----------|-----------|------------|
| Montréal Amateur Athletic Association | 8         | 7        | 1        | 0        | 29        | 19        | 14         |
| Cornwall Colts                        | 8         | 5        | 3        | 0        | 27        | 20        | 10         |
| Ottawa Lacrosse Club                  | 8         | 4        | 4        | 0        | 25        | 23        | 8          |
| Montréal Shamrocks                    | 8         | 2        | 6        | 0        | 23        | 31        | 4          |
| Toronto Lacrosse Club                 | 8         | 2        | 6        | 0        | 19        | 30        | 4          |

**1890 NATIONAL AMATEUR LACROSSE UNION**

|                                       | <u>GP</u> | <u>W</u> | <u>L</u> | <u>T</u> | <u>GF</u> | <u>GA</u> | <u>PTS</u> |
|---------------------------------------|-----------|----------|----------|----------|-----------|-----------|------------|
| Cornwall Colts                        | 8         | 7        | 1        | 0        | 30        | 15        | 14         |
| Toronto Lacrosse Club                 | 8         | 4        | 2        | 0        | 25        | 17        | 8          |
| Montréal Amateur Athletic Association | 8         | 3        | 4        | 1        | 23        | 21        | 7          |
| Ottawa Lacrosse Club                  | 7         | 2        | 5        | 0        | 11        | 29        | 4          |
| Montréal Shamrocks                    | 7         | 1        | 5        | 1        | 19        | 26        | 3          |

**1890 CANADIAN LACROSSE ASSOCIATION**

|                             | <u>GP</u> | <u>W</u> | <u>L</u> | <u>T</u> | <u>GF</u> | <u>GA</u> | <u>PTS</u> |
|-----------------------------|-----------|----------|----------|----------|-----------|-----------|------------|
| St. Catharines Athletics    |           |          |          |          |           |           |            |
| Niagara Falls Lacrosse Club |           |          |          |          |           |           |            |
| Toronto Capitals            |           |          |          |          |           |           |            |
| Brantford Lacrosse Club     |           |          |          |          |           |           |            |
| Paris Brants                |           |          |          |          |           |           |            |

**1891 NATIONAL AMATEUR LACROSSE UNION**

|                      | <u>GP</u> | <u>W</u> | <u>L</u> | <u>T</u> | <u>GF</u> | <u>GA</u> | <u>PTS</u> |
|----------------------|-----------|----------|----------|----------|-----------|-----------|------------|
| Cornwall Colts       | 9         | 9        | 0        | 0        | 38        | 14        | 18         |
| Montréal Shamrocks   | 9         | 4        | 5        | 0        | 28        | 22        | 8          |
| Ottawa Lacrosse Club | 9         | 3        | 6        | 0        | 17        | 31        | 6          |
| Ottawa Capitals      | 9         | 2        | 7        | 0        | 14        | 30        | 4          |

**1892 NATIONAL LACROSSE UNION**

|                                       | <u>GP</u> | <u>W</u> | <u>L</u> | <u>T</u> | <u>GF</u> | <u>GA</u> | <u>PTS</u> |
|---------------------------------------|-----------|----------|----------|----------|-----------|-----------|------------|
| Ottawa Capitals                       | 8         | 7        | 1        | 0        | 38        | 14        | 14         |
| Montréal Shamrocks                    | 8         | 7        | 1        | 0        | 33        | 13        | 14         |
| Cornwall Colts                        | 8         | 4        | 4        | 0        | 26        | 24        | 8          |
| Montréal Amateur Athletic Association | 8         | 2        | 6        | 0        | 16        | 35        | 4          |
| Toronto Lacrosse Club                 | 8         | 0        | 8        | 0        | 10        | 37        | 0          |

**PLAYOFF**

Montréal Shamrocks defeated Ottawa Capitals 3-2

**1893 NATIONAL AMATEUR LACROSSE UNION**

|                                       | <u>GP</u> | <u>W</u> | <u>L</u> | <u>T</u> | <u>GF</u> | <u>GA</u> | <u>PTS</u> |
|---------------------------------------|-----------|----------|----------|----------|-----------|-----------|------------|
| Ottawa Capitals                       | 8         | 8        | 0        | 0        | 34        | 8         | 16         |
| Montréal Shamrocks                    | 8         | 6        | 2        | 0        | 30        | 21        | 12         |
| Toronto Lacrosse Club                 | 8         | 3        | 5        | 0        | 23        | 26        | 6          |
| Cornwall Colts                        | 8         | 3        | 5        | 0        | 18        | 26        | 6          |
| Montréal Amateur Athletic Association | 8         | 0        | 8        | 0        | 7         | 31        | 0          |

**EXHIBITION**

Ottawa Capitals defeated Statfrod Iroquois 5-1

**1894 NATIONAL AMATEUR LACROSSE UNION**

|                                       | <u>GP</u> | <u>W</u> | <u>L</u> | <u>T</u> | <u>GF</u> | <u>GA</u> | <u>PTS</u> |
|---------------------------------------|-----------|----------|----------|----------|-----------|-----------|------------|
| Montréal Shamrocks                    | 8         | 8        | 0        | 0        | 51        | 14        | 16         |
| Ottawa Capitals                       | 8         | 6        | 2        | 0        | 41        | 20        | 12         |
| Montréal Amateur Athletic Association | 8         | 4        | 4        | 0        | 28        | 36        | 8          |
| Cornwall Colts                        | 8         | 1        | 7        | 0        | 17        | 37        | 2          |
| Toronto Lacrosse Club                 | 8         | 1        | 7        | 0        | 17        | 47        | 2          |

**1895 NATIONAL AMATEUR LACROSSE UNION**

|                                       | <u>GP</u> | <u>W</u> | <u>L</u> | <u>T</u> | <u>GF</u> | <u>GA</u> | <u>PTS</u> |
|---------------------------------------|-----------|----------|----------|----------|-----------|-----------|------------|
| Montréal Shamrocks                    | 8         | 7        | 1        | 0        | 46        | 22        | 14         |
| Ottawa Capitals                       | 8         | 6        | 2        | 0        | 49        | 11        | 12         |
| Cornwall Colts                        | 8         | 5        | 3        | 0        | 23        | 31        | 10         |
| Montréal Amateur Athletic Association | 8         | 2        | 6        | 0        | 12        | 39        | 4          |
| Toronto Lacrosse Club                 | 8         | 0        | 8        | 0        | 6         | 33        | 0          |

**1895 CANADIAN LACROSSE ASSOCIATION**

|                          | <u>GP</u> | <u>W</u> | <u>L</u> | <u>T</u> | <u>GF</u> | <u>GA</u> | <u>PTS</u> |
|--------------------------|-----------|----------|----------|----------|-----------|-----------|------------|
| Seaforth Beavers         | 10        | 9        | 1        | 0        |           |           | 18         |
| St. Catharines Athletics | 10        | 7        | 3        | 0        |           |           | 14         |
| Brampton Excelsiors      | 10        | 7        | 3        | 0        |           |           | 14         |
| Fergus Thistles          | 10        | 4        | 6        | 0        |           |           | 8          |
| Toronto Tecumsehs        | 10        | 3        | 7        | 0        |           |           | 6          |
| Toronto Lacrosse Club    | 10        | 0        | 10       | 0        |           |           | 0          |

*Toronto Lacrosse Club defeated Toronto Tecumsehs but lost replay after protest*

**1896 NATIONAL AMATEUR LACROSSE UNION**

|                                       | <u>GP</u> | <u>W</u> | <u>L</u> | <u>T</u> | <u>GF</u> | <u>GA</u> | <u>PTS</u> |
|---------------------------------------|-----------|----------|----------|----------|-----------|-----------|------------|
| Ottawa Capitals                       | 10        | 9        | 1        | 0        | 45        | 22        | 18         |
| Montréal Shamrocks                    | 10        | 7        | 3        | 0        | 35        | 30        | 14         |
| Cornwall Colts                        | 10        | 6        | 4        | 0        | 36        | 26        | 12         |
| Toronto Tecumsehs                     | 10        | 5        | 5        | 0        | 44        | 33        | 10         |
| Montréal Amateur Athletic Association | 10        | 2        | 7        | 0        | 16        | 30        | 4          |
| Toronto Lacrosse Club                 | 10        | 0        | 9        | 0        | 14        | 49        | 0          |

**1897 NATIONAL AMATEUR LACROSSE UNION**

|                       | <u>GP</u> | <u>W</u> | <u>L</u> | <u>T</u> | <u>GF</u> | <u>GA</u> | <u>PTS</u> |
|-----------------------|-----------|----------|----------|----------|-----------|-----------|------------|
| Ottawa Capitals       | 12        | 9        | 3        | 0        | 63        | 35        | 18         |
| Montréal Shamrocks    | 12        | 8        | 4        | 0        | 56        | 46        | 16         |
| Cornwall Colts        | 12        | 4        | 7        | 1        | 39        | 62        | 9          |
| Toronto Lacrosse Club | 12        | 2        | 9        | 1        | 45        | 60        | 5          |

**1898 NATIONAL AMATEUR LACROSSE UNION**

|                       | <u>GP</u> | <u>W</u> | <u>L</u> | <u>T</u> | <u>GF</u> | <u>GA</u> | <u>PTS</u> |
|-----------------------|-----------|----------|----------|----------|-----------|-----------|------------|
| Montréal Nationals    | 9         | 6        | 2        | 1        | 42        | 36        | 13         |
| Ottawa Capitals       | 8         | 5        | 3        | 0        | 55        | 41        | 10         |
| Cornwall Colts        | 8         | 4        | 4        | 0        | 35        | 37        | 8          |
| Montréal Shamrocks    | 8         | 3        | 5        | 0        | 48        | 53        | 6          |
| Toronto Lacrosse Club | 9         | 2        | 6        | 1        | 37        | 50        | 5          |

**1899 NATIONAL AMATEUR LACROSSE UNION**

|                           | <u>GP</u> | <u>W</u> | <u>L</u> | <u>T</u> | <u>GF</u> | <u>GA</u> | <u>PTS</u> |
|---------------------------|-----------|----------|----------|----------|-----------|-----------|------------|
| Montréal Shamrocks        | 12        | 9        | 3        | 0        | 83        | 47        | 18         |
| Cornwall Colts            | 12        | 9        | 3        | 0        | 54        | 27        | 18         |
| Montréal Nationals        | 12        | 9        | 3        | 0        | 49        | 29        | 18         |
| Toronto Lacrosse Club     | 12        | 7        | 5        | 0        | 49        | 50        | 14         |
| Ottawa Capitals           | 12        | 4        | 8        | 0        | 48        | 51        | 8          |
| Québec City Lacrosse Club | 12        | 3        | 9        | 0        | 43        | 66        | 6          |
| Sherbrooke Beavers        | 12        | 1        | 11       | 0        | 19        | 75        | 2          |

**TIEBREAKERS**

Montréal Shamrocks defeated Cornwall Colts 6-2

Montréal Shamrocks defeated Montréal Nationals 5-1

**1899 CANADIAN LACROSSE ASSOCIATION**

|                            | <u>GP</u> | <u>W</u> | <u>L</u> | <u>T</u> | <u>GF</u> | <u>GA</u> | <u>PTS</u> |
|----------------------------|-----------|----------|----------|----------|-----------|-----------|------------|
| Markham Stars              | 6         | 6        | 0        | 0        |           |           | 12         |
| Orillia Lacrosse Club      |           |          |          |          |           |           |            |
| Brampton Excelsiors        |           |          |          |          |           |           |            |
| Peterborough Lacrosse Club |           |          |          |          |           |           |            |

**1900 NATIONAL AMATEUR LACROSSE UNION**

|                                       | <u>GP</u> | <u>W</u> | <u>L</u> | <u>T</u> | <u>GF</u> | <u>GA</u> | <u>PTS</u> |
|---------------------------------------|-----------|----------|----------|----------|-----------|-----------|------------|
| Ottawa Capitals                       | 10        | 9        | 1        | 0        | 47        | 20        | 18         |
| Montréal Shamrocks                    | 10        | 5        | 5        | 0        | 32        | 30        | 10         |
| Toronto Lacrosse Club                 | 10        | 5        | 5        | 0        | 27        | 26        | 10         |
| Cornwall Colts                        | 10        | 4        | 6        | 0        | 29        | 30        | 8          |
| Montréal Nationals                    | 10        | 4        | 6        | 0        | 28        | 40        | 8          |
| Montréal Amateur Athletic Association | 10        | 3        | 7        | 0        | 23        | 40        | 6          |

**1900 CANADIAN LACROSSE ASSOCIATION**

|                       | <u>GP</u> | <u>W</u> | <u>L</u> | <u>T</u> | <u>GF</u> | <u>GA</u> | <u>PTS</u> |
|-----------------------|-----------|----------|----------|----------|-----------|-----------|------------|
| Orangeville Dufferins | 3         | 2        | 1        | 0        | 17        | 5         | 4          |
| Toronto Tecumsehsehs  | 3         | 1        | 2        | 0        | 5         | 17        | 2          |

**PLAYOFFS**

Orangeville Dufferins defeated Toronto Tecumsehsehs in two-game, total-goals series (5-0; 3-0)

Ottawa Capitals defeated Orangeville Dufferins 7-3

**1901 NATIONAL AMATEUR LACROSSE UNION**

|                                       | <u>GP</u> | <u>W</u> | <u>L</u> | <u>T</u> | <u>GF</u> | <u>GA</u> | <u>PTS</u> |
|---------------------------------------|-----------|----------|----------|----------|-----------|-----------|------------|
| Montréal Shamrocks                    | 10        | 8        | 2        | 0        | 55        | 22        | 16         |
| Cornwall Colts                        | 10        | 8        | 2        | 0        | 41        | 20        | 16         |
| Ottawa Capitals                       | 10        | 6        | 4        | 0        | 41        | 28        | 12         |
| Toronto Lacrosse Club                 | 10        | 3        | 7        | 0        | 33        | 44        | 6          |
| Montréal Nationals                    | 10        | 3        | 7        | 0        | 23        | 52        | 6          |
| Montréal Amateur Athletic Association | 10        | 2        | 8        | 0        | 17        | 44        | 4          |

**TIEBREAKER**

Montréal Shamrocks defeated Cornwall 4-2

**MINTO CUP CHALLENGE**

Montréal Shamrocks defeated Vancouver YMCA 5-0

**1901 CANADIAN LACROSSE ASSOCIATION**

|                          | <u>GP</u> | <u>W</u> | <u>L</u> | <u>T</u> | <u>GF</u> | <u>GA</u> | <u>PTS</u> |
|--------------------------|-----------|----------|----------|----------|-----------|-----------|------------|
| <b>NORTH DISTRICT</b>    |           |          |          |          |           |           |            |
| Orangeville Dufferins    | 6         | 5        | 1        | 0        | 46        | 13        | 10         |
| Shelburne Dauntless      | 6         | 4        | 2        | 0        | 28        | 18        | 8          |
| Mount Forest Lornes      | 6         | 2        | 4        | 0        | 14        | 44        | 4          |
| Fergus Thistles          | 6         | 1        | 5        | 0        | 20        | 33        | 2          |
| <b>SOUTH DISTRICT</b>    |           |          |          |          |           |           |            |
| St. Catharines Athletics | 8         | 7        | 1        | 0        | 64        | 17        | 14         |
| Brantford Lacrosse Club  | 8         | 7        | 1        | 0        | 60        | 27        | 14         |
| Galt Manchesters         | 6         | 2        | 4        | 0        | 26        | 41        | 4          |
| Paris Brants             | 6         | 1        | 5        | 0        | 35        | 50        | 2          |
| Toronto Tecumsehsehs     | 8         | 1        | 7        | 0        | 19        | 69        | 2          |

**TIEBREAKER**

St. Catharines Athletics defeated Brantford Lacrosse Club 4-2

**PLAYOFFS**

Orangeville Dufferins defeated St. Catharines Athletics 7-5

**1902 NATIONAL AMATEUR LACROSSE UNION**

|                                       | <u>GP</u> | <u>W</u> | <u>L</u> | <u>T</u> | <u>GF</u> | <u>GA</u> | <u>PTS</u> |
|---------------------------------------|-----------|----------|----------|----------|-----------|-----------|------------|
| Montréal Shamrocks                    | 12        | 9        | 1        | 2        | 80        | 31        | 18         |
| Ottawa Capitals                       | 11        | 7        | 3        | 1        | 35        | 24        | 15         |
| Toronto Lacrosse Club                 | 10        | 6        | 4        | 0        | 42        | 33        | 12         |
| Cornwall Colts                        | 13        | 5        | 5        | 3        | 43        | 27        | 13         |
| Montréal Nationals                    | 10        | 2        | 8        | 0        | 24        | 62        | 4          |
| Montréal Amateur Athletic Association | 10        | 1        | 9        | 0        | 14        | 61        | 2          |

**MINTO CUP CHALLENGE**

Montréal Shamrocks defeated New Westminster in two-game, total-goals series 11-3 (6-1, 5-2)

**NEW WESTMINSTER FAIR EXHIBITION**

New Westminster defeated Montréal Shamrocks 2 games to 1 (10-2, 4-8, 2-0)

**1902 CANADIAN LACROSSE ASSOCIATION**

| DISTRICT ONE             |           |          |          |          |           |           |            |
|--------------------------|-----------|----------|----------|----------|-----------|-----------|------------|
|                          | <u>GP</u> | <u>W</u> | <u>L</u> | <u>T</u> | <u>GF</u> | <u>GA</u> | <u>PTS</u> |
| Brantford Lacrosse Club  | 12        | 10       | 2        | 0        | 103       | 36        | 20         |
| St. Catharines Athletics | 12        | 6        | 5        | 1        | 60        | 69        | 13         |
| Toronto Tecumsehs        | 12        | 4        | 7        | 1        | 47        | 72        | 9          |
| Orangeville Dufferins    | 12        | 3        | 9        | 0        | 32        | 65        | 6          |
| DISTRICT TWO             |           |          |          |          |           |           |            |
|                          | <u>GP</u> | <u>W</u> | <u>L</u> | <u>T</u> | <u>GF</u> | <u>GA</u> | <u>PTS</u> |
| Woodstock Beavers        | 8         | 7        | 1        | 0        | 62        | 16        | 14         |
| London Cockneys          | 7         | 4        | 3        | 0        | 43        | 30        | 8          |
| Stratford Iroquois       | 6         | 2        | 4        | 0        | 15        | 46        | 4          |
| Paris Brants             | 5         | 0        | 5        | 0        | 10        | 37        | 0          |

**PLAYOFF**

Brantford Lacrosse Club defeated Woodstock Beavers in two-game, total-goals series 15-3 (7-2; 8-1)

**1903 NATIONAL AMATEUR LACROSSE UNION**

|                                       | <u>GP</u> | <u>W</u> | <u>L</u> | <u>T</u> | <u>GF</u> | <u>GA</u> | <u>PTS</u> |
|---------------------------------------|-----------|----------|----------|----------|-----------|-----------|------------|
| Montréal Shamrocks                    | 10        | 9        | 1        | 0        | 75        | 25        | 18         |
| Ottawa Capitals                       | 10        | 7        | 3        | 0        | 55        | 39        | 14         |
| Montréal Amateur Athletic Association | 10        | 5        | 5        | 0        | 48        | 45        | 10         |
| Cornwall Colts                        | 10        | 5        | 5        | 0        | 33        | 51        | 10         |
| Toronto Lacrosse Club                 | 10        | 3        | 7        | 0        | 51        | 53        | 6          |
| Montréal Nationals                    | 10        | 1        | 9        | 0        | 32        | 81        | 2          |

**EXHIBITIONS**

Montréal Shamrocks defeated Nelson 6-3

Montréal Shamrocks defeated New Westminster 4-3

Vancouver Lacrosse Club defeated Montréal Shamrocks 5-3

New Westminster defeated Montréal Shamrocks 7-3

**1903 CANADIAN LACROSSE ASSOCIATION**

|                          | <u>GP</u> | <u>W</u> | <u>L</u> | <u>T</u> | <u>GF</u> | <u>GA</u> | <u>PTS</u> |
|--------------------------|-----------|----------|----------|----------|-----------|-----------|------------|
| Brantford Lacrosse Club  | 14        | 12       | 2        | 0        | 73        | 29        | 24         |
| St. Catharines Athletics | 14        | 7        | 6        | 1        | 37        | 26        | 15         |
| Toronto Tecumsehs        | 14        | 5        | 8        | 1        | 29        | 52        | 11         |
| Port Hope Ontarios       | 8         | 4        | 4        | 0        | 27        | 30        | 8          |
| Oshawa Lacrosse Club     | 14        | 2        | 10       | 2        | 28        | 57        | 6          |

**1904 NATIONAL AMATEUR LACROSSE UNION**

|                                       | <u>GP</u> | <u>W</u> | <u>L</u> | <u>T</u> | <u>GF</u> | <u>GA</u> | <u>PTS</u> |
|---------------------------------------|-----------|----------|----------|----------|-----------|-----------|------------|
| Montréal Shamrocks                    | 7         | 7        | 0        | 0        | 81        | 19        | 14         |
| Ottawa Capitals                       | 7         | 5        | 2        | 0        | 56        | 30        | 10         |
| Montréal Nationals                    | 8         | 3        | 5        | 0        | 35        | 56        | 6          |
| Montréal Amateur Athletic Association | 8         | 1        | 5        | 2        | 23        | 54        | 2          |
| Cornwall Colts                        | 8         | 1        | 5        | 2        | 21        | 57        | 2          |



**1904 CANADIAN LACROSSE ASSOCIATION**

|                          | <u>GP</u> | <u>W</u> | <u>L</u> | <u>T</u> | <u>GF</u> | <u>GA</u> | <u>PTS</u> |
|--------------------------|-----------|----------|----------|----------|-----------|-----------|------------|
| Brantford Lacrosse Club  | 16        | 10       | 4        | 2        | 43        | 20        | 20         |
| Toronto Tecumsehs        | 15        | 9        | 5        | 1        | 48        | 50        | 18         |
| Toronto Chippewas        | 14        | 6        | 8        | 0        | 33        | 50        | 12         |
| St. Catharines Athletics | 15        | 5        | 9        | 1        | 47        | 64        | 10         |
| Fergus Athletics         | 6         | 1        | 5        | 0        | 16        | 29        | 2          |

**1905 NATIONAL AMATEUR LACROSSE UNION**

|                                       | <u>GP</u> | <u>W</u> | <u>L</u> | <u>T</u> | <u>GF</u> | <u>GA</u> | <u>PTS</u> |
|---------------------------------------|-----------|----------|----------|----------|-----------|-----------|------------|
| PROFESSIONAL LEAGUE                   |           |          |          |          |           |           |            |
| Montréal Shamrocks                    | 9         | 7        | 1        | 1        | 71        | 52        | 15         |
| Montréal Amateur Athletic Association | 9         | 5        | 3        | 1        | 46        | 33        | 11         |
| Ottawa Capitals                       | 9         | 4        | 4        | 1        | 69        | 55        | 9          |
| Montréal Nationals                    | 9         | 3        | 5        | 1        | 30        | 47        | 7          |
| Cornwall Colts                        | 8         | 1        | 7        | 0        | 16        | 45        | 2          |

**MINTO CUP CHALLENGE**

Montréal Shamrocks defeated St. Catharines Athletics in two-game, total-goals series 13-4 (5-3, 8-1)

Montréal Shamrocks defeated Souris in two-game, total-goals series 10-2 (10-2, *second game cancelled*)

**1905 CANADIAN LACROSSE ASSOCIATION**

|                          | <u>GP</u> | <u>W</u> | <u>L</u> | <u>T</u> | <u>GF</u> | <u>GA</u> | <u>PTS</u> |
|--------------------------|-----------|----------|----------|----------|-----------|-----------|------------|
| St. Catharines Athletics | 16        | 14       | 2        | 0        | 133       | 43        | 28         |
| Toronto Tecumsehs        | 16        | 12       | 4        | 0        | 80        | 62        | 24         |
| Brantford Lacrosse Club  | 16        | 7        | 9        | 0        | 55        | 73        | 14         |
| Toronto Lacrosse Club    | 16        | 6        | 10       | 0        | 50        | 81        | 12         |
| Toronto Chippewas        | 16        | 1        | 15       | 0        | 25        | 84        | 2          |

**1906 NATIONAL LACROSSE UNION**

|                                       | <u>GP</u> | <u>W</u> | <u>L</u> | <u>T</u> | <u>GF</u> | <u>GA</u> | <u>PTS</u> |
|---------------------------------------|-----------|----------|----------|----------|-----------|-----------|------------|
| PROFESSIONAL LEAGUE                   |           |          |          |          |           |           |            |
| Toronto Tecumsehs                     | 13        | 7        | 5        | 1        | 92        | 76        | 15         |
| Toronto Lacrosse Club                 | 12        | 7        | 5        | 0        | 83        | 77        | 14         |
| Ottawa Capitals*                      | 13        | 7        | 5        | 1        | 63        | 60        | 15         |
| Cornwall Colts                        | 13        | 7        | 5        | 1        | 62        | 75        | 15         |
| Montréal Amateur Athletic Association | 13        | 6        | 6        | 1        | 85        | 67        | 13         |
| Montréal Nationals                    | 12        | 4        | 7        | 1        | 52        | 66        | 9          |
| Montréal Shamrocks                    | 12        | 3        | 8        | 1        | 71        | 90        | 7          |

**TIEBREAKER PLAYOFFS**

Toronto Tecumsehs defeated Toronto Lacrosse Club in two-game, total-goals series 12-7 (6-1; 6-6)

Ottawa Capitals defeated Cornwall Colts in two-game, total-goals series 8-2 (7-0; 1-2)

Ottawa Capitals defeated Toronto Tecumsehs in two-game, total-goals series 14-3 (4-1; 10-2)

**1907 NATIONAL LACROSSE UNION**

|                                       | <u>GP</u> | <u>W</u> | <u>L</u> | <u>T</u> | <u>GF</u> | <u>GA</u> | <u>PTS</u> |
|---------------------------------------|-----------|----------|----------|----------|-----------|-----------|------------|
| PROFESSIONAL LEAGUE                   |           |          |          |          |           |           |            |
| Montréal Shamrocks                    | 12        | 10       | 2        | 0        | 86        | 48        | 20         |
| Toronto Tecumsehs                     | 12        | 9        | 3        | 0        | 116       | 56        | 18         |
| Cornwall Colts                        | 12        | 8        | 4        | 0        | 71        | 66        | 16         |
| Montréal Nationals                    | 12        | 4        | 7        | 1        | 72        | 73        | 9          |
| Toronto Lacrosse Club                 | 11        | 4        | 7        | 0        | 63        | 108       | 8          |
| Ottawa Capitals                       | 11        | 3        | 8        | 0        | 50        | 67        | 6          |
| Montréal Amateur Athletic Association | 12        | 2        | 9        | 1        | 46        | 86        | 5          |

**NEW WESTMINSTER PROVINCIAL EXHIBITION TOURNAMENT**

New Westminster Salmonbellies defeated Mount Pleasant Maple Leafs 17-7

Toronto Tecumsehs defeated Vancouver Lacrosse Club 17-7

Mount Pleasant Maple Leafs tied Vancouver Lacrosse Club 4-4

New Westminster Salmonbellies defeated Toronto Tecumsehs 12-6

#### OTTAWA CAPITALS ENGLAND TOUR

Ottawa Capitals defeated Essex 11-10  
Ottawa Capitals defeated South of England 6-0  
Ottawa Capitals defeated Bristol 18-0  
Ottawa Capitals defeated London 14-1  
Ottawa Capitals defeated Kent 10-3  
Ottawa Capitals defeated Duke of Argyll's 10-8  
Ottawa Capitals defeated Old Holmeians 9-0  
Ottawa Capitals defeated North of England 8-6  
Ottawa Capitals defeated Batty's 4-1  
Ottawa Capitals defeated North of England 9-0  
Ottawa Capitals defeated South Manchester 5-0  
Ottawa Capitals defeated Lancashire 9-5  
Ottawa Capitals defeated Cheshire 17-2  
Ottawa Capitals defeated North of England 15-1  
Ottawa Capitals defeated Eccles 19-2  
Ottawa Capitals tied Stockport 4-4

#### 1907 CANADIAN LACROSSE ASSOCIATION

|                          | <u>GP</u> | <u>W</u> | <u>L</u> | <u>T</u> | <u>GF</u> | <u>GA</u> | <u>PTS</u> |
|--------------------------|-----------|----------|----------|----------|-----------|-----------|------------|
| St. Catharines Athletics | 12        | 12       | 0        | 0        | 101       | 34        | 24         |
| Hamilton Tigers          | 12        | 5        | 7        | 0        | 56        | 75        | 10         |
| Brantford Lacrosse Club  | 12        | 5        | 7        | 0        | 55        | 72        | 10         |
| Buffalo Bisons           | 12        | 2        | 10       | 0        | 51        | 82        | 4          |

#### 1908 NATIONAL LACROSSE UNION

|                                       | <u>GP</u> | <u>W</u> | <u>L</u> | <u>T</u> | <u>GF</u> | <u>GA</u> | <u>PTS</u> |
|---------------------------------------|-----------|----------|----------|----------|-----------|-----------|------------|
| PROFESSIONAL LEAGUE                   |           |          |          |          |           |           |            |
| Toronto Tecumsehs                     | 12        | 9        | 3        | 0        | 84        | 68        | 18         |
| Ottawa Capitals                       | 12        | 7        | 5        | 0        | 83        | 80        | 14         |
| Cornwall Colts                        | 12        | 7        | 5        | 0        | 56        | 56        | 14         |
| Montréal Nationals                    | 12        | 6        | 6        | 0        | 68        | 64        | 12         |
| Montréal Amateur Athletic Association | 12        | 5        | 7        | 0        | 84        | 80        | 10         |
| Toronto Lacrosse Club                 | 12        | 4        | 8        | 0        | 65        | 77        | 8          |
| Montréal Shamrocks                    | 12        | 4        | 8        | 0        | 59        | 74        | 8          |

#### MINTO CUP CHALLENGES

New Westminster Salmonbellies defeated Montréal Shamrocks in two-game, total-goals series 12-7 (6-5, 6-2)  
New Westminster defeated Ottawa Capitals in three-game, total-goals series 24-16 (7-6, 9-6, 8-4)

#### EXHIBITIONS

Ottawa Capitals defeated Winnipeg Shamrocks 5-1

#### 1908 CANADIAN LACROSSE ASSOCIATION

|                          | <u>GP</u> | <u>W</u> | <u>L</u> | <u>T</u> | <u>GF</u> | <u>GA</u> | <u>PTS</u> |
|--------------------------|-----------|----------|----------|----------|-----------|-----------|------------|
| St. Catharines Athletics | 6         | 6        | 0        | 0        | 61        | 27        | 12         |
| Hamilton Tigers          | 6         | 3        | 3        | 0        | 46        | 44        | 6          |
| Brantford Lacrosse Club  | 6         | 0        | 6        | 0        | 23        | 59        | 0          |

#### 1909 NATIONAL LACROSSE UNION

|                                       | <u>GP</u> | <u>W</u> | <u>L</u> | <u>T</u> | <u>GF</u> | <u>GA</u> | <u>PTS</u> |
|---------------------------------------|-----------|----------|----------|----------|-----------|-----------|------------|
| PROFESSIONAL LEAGUE                   |           |          |          |          |           |           |            |
| Montréal Amateur Athletic Association | 12        | 9        | 3        | 0        | 80        | 45        | 18         |
| Montréal Shamrocks                    | 12        | 9        | 3        | 0        | 71        | 55        | 18         |
| Toronto Lacrosse Club                 | 12        | 8        | 4        | 0        | 104       | 62        | 16         |
| Toronto Tecumsehs                     | 12        | 6        | 6        | 0        | 59        | 63        | 12         |
| Cornwall Colts                        | 12        | 5        | 7        | 0        | 47        | 79        | 10         |
| Montréal Nationals                    | 12        | 3        | 9        | 0        | 48        | 62        | 6          |
| Ottawa Capitals                       | 12        | 2        | 10       | 0        | 60        | 103       | 4          |

#### TIEBREAKER

Montréal Amateur Athletic Association defeated Montréal Shamrocks in two-game, total-goals series 10-8 (5-7; 5-1)

#### MINTO CUP CHALLENGES

New Westminster defeated Regina Capitals in two-game, total-goals series 18-6 (6-4, 12-2)

New Westminster defeated Toronto Tecumsehs in two-game, total-goals series 12-9 (6-4, 6-5)

#### EXHIBITIONS

Toronto Tecumsehs defeated Regina Capitals 17-7

#### 1910 NATIONAL LACROSSE UNION

| PROFESSIONAL LEAGUE                   | <u>GP</u> | <u>W</u> | <u>L</u> | <u>T</u> | <u>GF</u> | <u>GA</u> | <u>PTS</u> |
|---------------------------------------|-----------|----------|----------|----------|-----------|-----------|------------|
| Montréal Nationals                    | 13        | 10       | 2        | 1        | 94        | 37        | 21         |
| Toronto Tecumsehs                     | 12        | 8        | 4        | 0        | 80        | 57        | 16         |
| Montréal Amateur Athletic Association | 12        | 8        | 4        | 0        | 85        | 64        | 16         |
| Toronto Lacrosse Club                 | 12        | 7        | 5        | 0        | 89        | 57        | 14         |
| Montréal Shamrocks                    | 13        | 5        | 7        | 1        | 50        | 95        | 11         |
| Cornwall Colts                        | 12        | 3        | 9        | 0        | 41        | 68        | 6          |
| Ottawa Capitals                       | 12        | 1        | 11       | 0        | 51        | 112       | 2          |

#### MINTO CUP CHALLENGES

New Westminster Salmonbellies defeated Montréal Amateur Athletic Association in two-game, total-goals series 23-9 (10-4, 13-5)

New Westminster Salmonbellies defeated Montréal Nationals in two-game, total-goals series 18-4 (7-3, 11-1)

#### 1910 CANADIAN LACROSSE ASSOCIATION

|                          | <u>GP</u> | <u>W</u> | <u>L</u> | <u>T</u> | <u>GF</u> | <u>GA</u> | <u>PTS</u> |
|--------------------------|-----------|----------|----------|----------|-----------|-----------|------------|
| St. Catharines Athletics | 6         | 4        | 2        | 0        |           |           | 8          |
| Toronto Tecumsehs        | 6         | 4        | 2        | 0        |           |           | 8          |
| Toronto Young Torontos   | 6         | 4        | 2        | 0        |           |           | 8          |
| Hamilton Tigers          | 6         | 0        | 6        | 0        |           |           | 0          |

#### TIEBREAKERS

Toronto Tecumsehs defeated Toronto Young Torontos 9-3

St. Catharines Athletics defeated Toronto Tecumsehs 5-4

#### MANN CUP PLAYOFFS

Toronto Young Torontos defeated Vancouver Athletic Club in single-game 8-6

Toronto Maitlands defeated Cornwall in single-game 14-6

Toronto Young Torontos defeated Toronto Maitlands in single-game 7-0

#### 1911 NATIONAL PROFESSIONAL LACROSSE UNION

|                                       | <u>GP</u> | <u>W</u> | <u>L</u> | <u>T</u> | <u>GF</u> | <u>GA</u> | <u>PTS</u> |
|---------------------------------------|-----------|----------|----------|----------|-----------|-----------|------------|
| Toronto Tecumsehs                     | 12        | 10       | 2        | 0        | 85        | 38        | 20         |
| Montréal Nationals                    | 12        | 9        | 3        | 0        | 105       | 56        | 18         |
| Montréal Amateur Athletic Association | 12        | 8        | 4        | 0        | 96        | 52        | 16         |
| Toronto Lacrosse Club                 | 12        | 8        | 4        | 0        | 80        | 58        | 16         |
| Cornwall Colts                        | 12        | 3        | 9        | 0        | 47        | 64        | 6          |
| Montréal Shamrocks                    | 12        | 3        | 9        | 0        | 39        | 103       | 6          |
| Ottawa Capitals                       | 12        | 1        | 11       | 0        | 54        | 135       | 2          |

#### MINTO CUP CHALLENGE

Vancouver Lacrosse Club defeated Toronto Tecumsehs in two-game, total-goals series 7-3 (5-0, 2-3)

Vancouver Lacrosse Club defeated Toronto Tecumsehs 9-3 in exhibition match played in Victoria

### 1911 CANADIAN LACROSSE ASSOCIATION

|                            | <u>GP</u> | <u>W</u> | <u>L</u> | <u>T</u> | <u>GF</u> | <u>GA</u> | <u>PTS</u> |
|----------------------------|-----------|----------|----------|----------|-----------|-----------|------------|
| St. Catharines Athletics   | 7         | 7        | 0        | 0        | 94        | 24        | 14         |
| Toronto Junction Shamrocks | 8         | 5        | 3        | 0        | 36        | 32        | 10         |
| Brantford Lacrosse Club    | 10        | 5        | 5        | 0        | 52        | 54        | 10         |
| Toronto Maitlands          | 7         | 4        | 3        | 0        | 19        | 20        | 8          |
| Toronto Rowing Club        | 6         | 1        | 5        | 0        | 13        | 27        | 2          |
| Toronto Eatons             | 8         | 1        | 7        | 0        | 19        | 76        | 2          |

#### MANN CUP CHALLENGE

Vancouver Athletic Club defeated Toronto Young Torontos in two-game, total-goals series 9-3 (7-2, 2-1)

### 1911 ONTARIO AMATEUR LACROSSE ASSOCIATION

|                        | <u>GP</u> | <u>W</u> | <u>L</u> | <u>T</u> | <u>GF</u> | <u>GA</u> | <u>PTS</u> |
|------------------------|-----------|----------|----------|----------|-----------|-----------|------------|
| SENIOR 'A' LEAGUE      |           |          |          |          |           |           |            |
| Brampton Excelsiors    | 6         | 3        | 2        | 1        | 51        | 29        | 6          |
| Toronto Young Torontos | 6         | 3        | 2        | 1        | 26        | 30        | 6          |
| Woodbridge Wanderers   | 6         | 3        | 3        | 0        | 27        | 29        | 6          |
| Guelph Lacrosse Club   | 4         | 1        | 3        | 0        | 14        | 30        | 2          |

#### TIEBREAKER

Toronto Young Torontos defeated Brampton 7-4

### 1912 NATIONAL PROFESSIONAL LACROSSE UNION

|                                       | <u>GP</u> | <u>W</u> | <u>L</u> | <u>T</u> | <u>GF</u> | <u>GA</u> | <u>PTS</u> |
|---------------------------------------|-----------|----------|----------|----------|-----------|-----------|------------|
| Cornwall Colts                        | 18        | 15       | 3        | 0        | 134       | 69        | 30         |
| Ottawa Capitals                       | 18        | 10       | 8        | 0        | 68        | 82        | 20         |
| Montréal Amateur Athletic Association | 18        | 8        | 10       | 0        | 84        | 92        | 16         |
| Montréal Shamrocks                    | 18        | 3        | 15       | 0        | 71        | 114       | 6          |

#### MINTO CUP CHALLENGE

New Westminster Salmonbellies defeated Cornwall Colts in two-game, total-goals series 31-13 (15-7, 16-6)

### 1912 DOMINION LACROSSE UNION

|                          | <u>GP</u> | <u>W</u> | <u>L</u> | <u>T</u> | <u>GF</u> | <u>GA</u> | <u>PTS</u> |
|--------------------------|-----------|----------|----------|----------|-----------|-----------|------------|
| PROFESSIONAL LEAGUE      |           |          |          |          |           |           |            |
| Toronto Lacrosse Club    | 18        | 14       | 4        | 0        | 105       | 78        | 28         |
| Montréal Nationals       | 18        | 10       | 8        | 0        | 100       | 67        | 20         |
| Montréal Irish-Canadians | 18        | 7        | 11       | 0        | 90        | 106       | 14         |
| Toronto Tecumsehsehs     | 18        | 5        | 13       | 0        | 68        | 112       | 10         |

### 1912 CANADIAN LACROSSE ASSOCIATION

|                          | <u>GP</u> | <u>W</u> | <u>L</u> | <u>T</u> | <u>GF</u> | <u>GA</u> | <u>PTS</u> |
|--------------------------|-----------|----------|----------|----------|-----------|-----------|------------|
| St. Catharines Athletics | 7         | 5        | 1        | 1        | 52        | 30        | 10         |
| Toronto Eatons           | 7         | 3        | 3        | 1        | 30        | 32        | 6          |
| Toronto Maitlands        | 1         | 0        | 1        | 0        | 0         | 1         | 0          |
| Brantford Lacrosse Club  | 3         | 0        | 3        | 0        | 10        | 29        | 0          |

#### MANN CUP CHALLENGES

Vancouver Athletic Club defeated Winnipeg Canadian Northern Railroad in two-game, total-goals series 47-6 (28-5, 19-2)

Vancouver Athletic Club defeated St. Catharines Athletics in two-game, total-goals series 34-1 (17-0, 17-1)

### 1912 ONTARIO AMATEUR LACROSSE ASSOCIATION

|                        | <u>GP</u> | <u>W</u> | <u>L</u> | <u>T</u> | <u>GF</u> | <u>GA</u> | <u>PTS</u> |
|------------------------|-----------|----------|----------|----------|-----------|-----------|------------|
| SENIOR 'A' LEAGUE      |           |          |          |          |           |           |            |
| Brampton Excelsiors    | 4         | 4        | 0        | 0        | 30        | 12        | 8          |
| Toronto Young Torontos | 2         | 0        | 2        | 0        | 6         | 8         | 0          |
| West Toronto Shamrocks | 2         | 0        | 2        | 0        | 6         | 22        | 0          |

**1913 NATIONAL PROFESSIONAL LACROSSE UNION**

|  | <u>GP</u> | <u>W</u> | <u>L</u> | <u>T</u> | <u>GF</u> | <u>GA</u> | <u>PTS</u> |
|--|-----------|----------|----------|----------|-----------|-----------|------------|
| Cornwall Colts                         | 8         | 7        | 1        | 0        | 72        | 27        | 14         |
| Montréal Amateur Athletic Association* | 8         | 7        | 1        | 0        | 74        | 31        | 14         |
| Montréal Shamrocks                     | 8         | 4        | 4        | 0        | 36        | 49        | 8          |
| Montréal St. Thomas Aquinas            | 8         | 1        | 7        | 0        | 46        | 73        | 2          |
| Sherbrooke Beavers                     | 8         | 1        | 7        | 0        | 36        | 84        | 2          |

**TIEBREAKER**

Montréal Amateur Athletic Association defeated Cornwall Colts in two-game, total-goals series 14-10 (6-6; 8-4)

**1913 DOMINION LACROSSE UNION**

|                          | <u>GP</u> | <u>W</u> | <u>L</u> | <u>T</u> | <u>GF</u> | <u>GA</u> | <u>PTS</u> |
|--------------------------|-----------|----------|----------|----------|-----------|-----------|------------|
| PROFESSIONAL LEAGUE      |           |          |          |          |           |           |            |
| Montréal Irish-Canadians | 18        | 12       | 6        | 0        | 128       | 118       | 24         |
| Montréal Nationals       | 18        | 11       | 7        | 0        | 139       | 107       | 22         |
| Toronto Tecumsehs        | 18        | 8        | 10       | 0        | 100       | 102       | 16         |
| Toronto Lacrosse Club    | 18        | 5        | 13       | 0        | 106       | 146       | 10         |

**1913 ONTARIO AMATEUR LACROSSE ASSOCIATION**

|                                      | <u>GP</u> | <u>W</u> | <u>L</u> | <u>T</u> | <u>GF</u> | <u>GA</u> | <u>PTS</u> |
|--------------------------------------|-----------|----------|----------|----------|-----------|-----------|------------|
| SENIOR 'A' LEAGUE – EASTERN DIVISION |           |          |          |          |           |           |            |
| Almonte Lacrosse Club                | 6         | 4        | 2        | 0        |           |           | 8          |
| Ottawa Shamrocks                     | 6         | 4        | 2        | 0        |           |           | 8          |
| Prescott Lacrosse Club               | 6         | 3        | 3        | 0        |           |           | 6          |
| Carleton Place Lacrosse Club         | 6         | 1        | 5        | 0        |           |           | 2          |

|                                      | <u>GP</u> | <u>W</u> | <u>L</u> | <u>T</u> | <u>GF</u> | <u>GA</u> | <u>PTS</u> |
|--------------------------------------|-----------|----------|----------|----------|-----------|-----------|------------|
| SENIOR 'A' LEAGUE – WESTERN DIVISION |           |          |          |          |           |           |            |
| Brampton Excelsiors                  | 6         | 5        | 1        | 0        | 62        | 31        | 10         |
| St. Catharines Athletics             | 6         | 3        | 3        | 0        | 26        | 40        | 6          |
| Toronto Young Torontos               | 6         | 2        | 3        | 1        | 30        | 30        | 4          |
| Landownes                            | 6         | 1        | 4        | 1        | 26        | 43        | 2          |

**PLAYOFFS**

Almonte Lacrosse Club defeated Ottawa Shamrocks in two-game, total-goals series 9-8 (8-1; 1-7)

Brampton Excelsiors defeated Almonte Lacrosse Club in two-game, total-goals series 38-5 (25-3; 13-2)

**1914 NATIONAL PROFESSIONAL LACROSSE UNION**

|                                       | <u>GP</u> | <u>W</u> | <u>L</u> | <u>T</u> | <u>GF</u> | <u>GA</u> | <u>PTS</u> |
|---------------------------------------|-----------|----------|----------|----------|-----------|-----------|------------|
| Toronto Rosedales                     | 12        | 12       | 0        | 0        | 130       | 57        | 24         |
| Montréal Shamrocks                    | 12        | 6        | 6        | 0        | 62        | 74        | 12         |
| Montréal Amateur Athletic Association | 12        | 3        | 9        | 0        | 64        | 91        | 6          |
| Cornwall Colts                        | 12        | 3        | 9        | 0        | 64        | 98        | 6          |

**1914 DOMINION LACROSSE UNION**

|                        | <u>GP</u> | <u>W</u> | <u>L</u> | <u>T</u> | <u>GF</u> | <u>GA</u> | <u>PTS</u> |
|------------------------|-----------|----------|----------|----------|-----------|-----------|------------|
| PROFESSIONAL LEAGUE    |           |          |          |          |           |           |            |
| Montréal Nationals     | 18        | 17       | 1        | 0        | 274       | 152       | 34         |
| Toronto Lacrosse Club  | 18        | 9        | 9        | 0        | 173       | 202       | 18         |
| Québec Irish-Canadians | 18        | 5        | 13       | 0        | 138       | 184       | 10         |
| Toronto Tecumsehs      | 18        | 5        | 13       | 0        | 115       | 162       | 10         |

#### 1914 ONTARIO AMATEUR LACROSSE ASSOCIATION

| SENIOR 'A' LEAGUE – EASTERN DIVISION | <u>GP</u> | <u>W</u> | <u>L</u> | <u>T</u> | <u>GF</u> | <u>GA</u> | <u>PTS</u> |
|--------------------------------------|-----------|----------|----------|----------|-----------|-----------|------------|
| Ottawa Shamrocks                     |           |          |          |          |           |           |            |
| Prescott Lacrosse Club               |           |          |          |          |           |           |            |
| Almonte Lacrosse Club                |           |          |          |          |           |           |            |
| Carleton Place Lacrosse Club         |           |          |          |          |           |           |            |

| SENIOR 'A' LEAGUE – WESTERN DIVISION | <u>GP</u> | <u>W</u> | <u>L</u> | <u>T</u> | <u>GF</u> | <u>GA</u> | <u>PTS</u> |
|--------------------------------------|-----------|----------|----------|----------|-----------|-----------|------------|
| Brampton Excelsiors                  | 8         | 6        | 2        | 0        | 85        | 41        | 12         |
| Toronto Young Torontos               | 8         | 5        | 3        | 0        | 44        | 39        | 10         |
| Toronto St. Simons Anglicans         | 8         | 1        | 7        | 0        | 29        | 78        | 2          |

#### PLAYOFF

Brampton Excelsiors defeated Ottawa Shamrocks in two-game, total-goals series 23-4 (22-1; 1-3)

#### MANN CUP CHALLENGES

Vancouver Athletic Club defeated Calgary Chinooks in two-game, total-goals series 17-2 (12-0, 5-2)

Vancouver Athletic Club defeated Brampton Excelsiors in two-game, total-goals series 10-7 (4-5, 6-2)

*Vancouver Athletic Club defeated the Calgary Chinooks and Brampton Excelsiors in 1914 but the Mann Cup trustees disputed the status of one of the Vancouver players. Despite the views of British Columbia and National lacrosse and amateur athletic organisations that supported Vancouver's position, the Mann Cup trustees instead awarded the cup to the Calgary Chinooks on September 29, 1914. On December 7, 1914, the Canadian Amateur Lacrosse Association overruled Mann Cup trustee Joseph Lally and awarded the cup to the Vancouver Athletic Club.*

#### 1915 NATIONAL PROFESSIONAL LACROSSE UNION

|                                       | <u>GP</u> | <u>W</u> | <u>L</u> | <u>T</u> | <u>GF</u> | <u>GA</u> | <u>PTS</u> |
|---------------------------------------|-----------|----------|----------|----------|-----------|-----------|------------|
| Montréal Nationals                    | 12        | 9        | 3        | 0        | 109       | 70        | 18         |
| Montréal Amateur Athletic Association | 12        | 8        | 4        | 0        | 81        | 69        | 16         |
| Cornwall Colts                        | 12        | 6        | 6        | 0        | 83        | 87        | 12         |
| Montréal Shamrocks                    | 12        | 1        | 11       | 0        | 63        | 110       | 2          |

#### 1915 ONTARIO AMATEUR LACROSSE ASSOCIATION

| SENIOR 'A' LEAGUE        | <u>GP</u> | <u>W</u> | <u>L</u> | <u>T</u> | <u>GF</u> | <u>GA</u> | <u>PTS</u> |
|--------------------------|-----------|----------|----------|----------|-----------|-----------|------------|
| Toronto Young Torontos   | 2         | 2        | 0        | 0        | 17        | 6         | 4          |
| St. Catharines Athletics | 2         | 0        | 2        | 0        | 6         | 17        | 0          |

#### 1915 QUEEN CITY LACROSSE LEAGUE

| SENIOR 'A' LEAGUE | <u>GP</u> | <u>W</u> | <u>L</u> | <u>T</u> | <u>GF</u> | <u>GA</u> | <u>PTS</u> |
|-------------------|-----------|----------|----------|----------|-----------|-----------|------------|
| Toronto Rosedales | 15        | 9        | 6        | 0        | 91        | 93        | 18         |
| Toronto Tecumseh  | 15        | 6        | 9        | 0        | 93        | 91        | 12         |

#### PLAYOFFS

Montréal Nationals defeated Toronto Rosedales in two-game, total-goals series 23-21 (16-10; 7-11)

#### 1916 NATIONAL PROFESSIONAL LACROSSE UNION

|                    | <u>GP</u> | <u>W</u> | <u>L</u> | <u>T</u> | <u>GF</u> | <u>GA</u> | <u>PTS</u> |
|--------------------|-----------|----------|----------|----------|-----------|-----------|------------|
| Montréal Shamrocks | 18        | 14       | 4        | 0        | 163       | 104       | 28         |
| Montréal Nationals | 18        | 13       | 5        | 0        | 217       | 143       | 26         |
| Ottawa Capitals    | 18        | 6        | 12       | 0        | 137       | 189       | 12         |
| Cornwall Colts     | 18        | 3        | 15       | 0        | 136       | 217       | 6          |

#### 1916 ONTARIO AMATEUR LACROSSE ASSOCIATION

| SENIOR 'A' LEAGUE        | <u>GP</u> | <u>W</u> | <u>L</u> | <u>T</u> | <u>GF</u> | <u>GA</u> | <u>PTS</u> |
|--------------------------|-----------|----------|----------|----------|-----------|-----------|------------|
| Toronto Young Torontos   | 4         | 4        | 0        | 0        | 33        | 10        | 8          |
| St. Catharines Athletics | 3         | 1        | 2        | 0        | 11        | 16        | 2          |
| Toronto Riverdales       | 3         | 0        | 3        | 0        | 7         | 25        | 0          |

**1917 NATIONAL PROFESSIONAL LACROSSE UNION**

|                    | <u>GP</u> | <u>W</u> | <u>L</u> | <u>T</u> | <u>GF</u> | <u>GA</u> | <u>PTS</u> |
|--------------------|-----------|----------|----------|----------|-----------|-----------|------------|
| Montréal Nationals | 6         | 5        | 1        | 0        | 69        | 39        | 10         |
| Montréal Shamrocks | 7         | 5        | 2        | 0        | 80        | 44        | 10         |
| Toronto Tecumsehs  | 6         | 3        | 3        | 0        | 48        | 43        | 6          |
| Cornwall Colts     | 5         | 1        | 4        | 0        | 25        | 55        | 2          |
| Ottawa Capitals    | 6         | 1        | 5        | 0        | 31        | 72        | 2          |

**1917 ONTARIO AMATEUR LACROSSE ASSOCIATION**

|                          | <u>GP</u> | <u>W</u> | <u>L</u> | <u>T</u> | <u>GF</u> | <u>GA</u> | <u>PTS</u> |
|--------------------------|-----------|----------|----------|----------|-----------|-----------|------------|
| SENIOR 'A' LEAGUE        |           |          |          |          |           |           |            |
| Toronto Young Torontos   | 4         | 3        | 1        | 0        | 25        | 12        | 6          |
| St. Catharines Athletics | 6         | 3        | 1        | 2        | 26        | 17        | 6          |
| Toronto Riverdales       | 6         | 0        | 4        | 2        | 16        | 38        | 0          |

**TIEBREAKER**

Toronto Young Torontos defeated St. Catharines Athletics in two-game, total-goals series 8-7 (4-3; 4-4)

**1918 NATIONAL PROFESSIONAL LACROSSE UNION**

|                          | <u>GP</u> | <u>W</u> | <u>L</u> | <u>T</u> | <u>GF</u> | <u>GA</u> | <u>PTS</u> |
|--------------------------|-----------|----------|----------|----------|-----------|-----------|------------|
| Ottawa Capitals          | 4         | 3        | 1        | 0        | 23        | 20        | 6          |
| Montréal Nationals       | 4         | 2        | 2        | 0        | 27        | 23        | 4          |
| Montréal Irish-Canadians | 4         | 1        | 3        | 0        | 19        | 26        | 2          |

**1918 CANADIAN LACROSSE ASSOCIATION**

|                          | <u>GP</u> | <u>W</u> | <u>L</u> | <u>T</u> | <u>GF</u> | <u>GA</u> | <u>PTS</u> |
|--------------------------|-----------|----------|----------|----------|-----------|-----------|------------|
| Toronto Maitlands        | 8         | 4        | 4        | 0        | 44        | 33        | 8          |
| Leaside Braves           | 8         | 4        | 4        | 0        | 40        | 42        | 8          |
| St. Catharines Athletics | 8         | 4        | 4        | 0        | 44        | 53        | 8          |

**PLAYOFFS**

Toronto Maitlands defeated Leaside Braves 7-5

Toronto Maitlands defeated St. Catharines Athletics 11-10 (5-2; 6-8)

**1918 ONTARIO AMATEUR LACROSSE ASSOCIATION**

|                    | <u>GP</u> | <u>W</u> | <u>L</u> | <u>T</u> | <u>GF</u> | <u>GA</u> | <u>PTS</u> |
|--------------------|-----------|----------|----------|----------|-----------|-----------|------------|
| SENIOR 'A' LEAGUE  |           |          |          |          |           |           |            |
| Toronto Beaches    | 4         | 2        | 1        | 1        | 24        | 15        | 5          |
| Toronto Riverdales | 4         | 1        | 2        | 1        | 15        | 24        | 3          |

**1919 NATIONAL PROFESSIONAL LACROSSE UNION**

|                     | <u>GP</u> | <u>W</u> | <u>L</u> | <u>T</u> | <u>GF</u> | <u>GA</u> | <u>PTS</u> |
|---------------------|-----------|----------|----------|----------|-----------|-----------|------------|
| Montréal Shamrocks  | 14        | 10       | 4        | 0        | 122       | 63        | 20         |
| Cornwall Colts      | 14        | 10       | 4        | 0        | 121       | 79        | 20         |
| Montréal Nationals  | 13        | 7        | 6        | 0        | 97        | 104       | 14         |
| Ottawa Capitals     | 14        | 3        | 11       | 0        | 79        | 136       | 6          |
| Caughnawaga Indians | 9         | 2        | 7        | 0        | 45        | 82        | 4          |

**PLAYOFFS**

Montréal Shamrocks defeated Cornwall Colts in two-game, total-goals series 29-13 (12-7; 17-6)

## 1919 ONTARIO AMATEUR LACROSSE ASSOCIATION

| SENIOR 'A' LEAGUE            | <u>GP</u> | <u>W</u> | <u>L</u> | <u>T</u> | <u>GF</u> | <u>GA</u> | <u>PTS</u> |
|------------------------------|-----------|----------|----------|----------|-----------|-----------|------------|
| Toronto St. Simons Anglicans | 8         | 6        | 2        | 0        |           |           | 12         |
| Brampton Excelsiors          | 8         | 6        | 2        | 0        |           |           | 12         |
| Orangeville Dufferins        | 6         | 1        | 5        | 0        |           |           | 2          |
| Toronto Young Torontos       | 6         | 1        | 5        | 0        |           |           | 2          |

### TIEBREAKER

Brampton Excelsiors defaulted to Toronto St. Simons Anglicans

### MANN CUP PLAYOFFS – in Winnipeg

Edmonton Eskimos defeated Lawson 13-3

Winnipegs defeated Toronto St. Simons Anglicans 16-11 (8-7, 8-4)

Victoria Foundation Shipyards defeated Edmonton Eskimos 28-5 (19-4, 9-1)

### MANN CUP – CANADIAN SENIOR CHAMPIONSHIP

Victoria Foundation Shipyards defeated Winnipegs 17-7

## 1920 NATIONAL PROFESSIONAL LACROSSE UNION

|                    | <u>GP</u> | <u>W</u> | <u>L</u> | <u>T</u> | <u>GF</u> | <u>GA</u> | <u>PTS</u> |
|--------------------|-----------|----------|----------|----------|-----------|-----------|------------|
| Cornwall Colts     | 3         | 2        | 1        | 0        | 24        | 11        | 4          |
| Montréal Shamrocks | 4         | 2        | 2        | 0        | 39        | 35        | 4          |
| Montréal Nationals | 3         | 1        | 2        | 0        | 17        | 34        | 2          |

*League suspended operations in mid-season on July 3, 1920*

## 1920 ONTARIO AMATEUR LACROSSE ASSOCIATION

| SENIOR 'A' LEAGUE            | <u>GP</u> | <u>W</u> | <u>L</u> | <u>T</u> | <u>GF</u> | <u>GA</u> | <u>PTS</u> |
|------------------------------|-----------|----------|----------|----------|-----------|-----------|------------|
| Brampton Excelsiors          | 9         | 6        | 2        | 1        | 64        | 36        | 13         |
| Toronto St. Simons Anglicans | 9         | 6        | 2        | 1        | 59        | 37        | 13         |
| Toronto Maitlands            | 7         | 4        | 3        | 0        | 40        | 29        | 8          |
| Toronto Young Torontos       | 7         | 2        | 5        | 0        | 24        | 46        | 4          |
| Niagara Falls Lacrosse Club  | 6         | 0        | 6        | 0        | 14        | 54        | 0          |

### PLAYOFFS

Toronto St. Simons Anglicans defeated Brampton Excelsiors 8-2

Toronto St. Simons Anglicans defeated Ottawa Senators in two-game, total-goals series 16-10 (9-3; 7-7)

Orangeville Dufferins defeated Toronto St. Simons Anglicans in two-game, total-goals series 16-9 (9-6; 7-3)

## 1921 ONTARIO AMATEUR LACROSSE ASSOCIATION

| SENIOR 'A' LEAGUE – GROUP ONE | <u>GP</u> | <u>W</u> | <u>L</u> | <u>T</u> | <u>GF</u> | <u>GA</u> | <u>PTS</u> |
|-------------------------------|-----------|----------|----------|----------|-----------|-----------|------------|
| Weston Westonmen              | 12        | 8        | 4        | 0        | 75        | 50        | 16         |
| Toronto Riversides            | 11        | 6        | 5        | 0        | 63        | 54        | 12         |
| Toronto Beaches               | 11        | 6        | 5        | 0        | 53        | 50        | 12         |
| St. Catharines Athletics      | 10        | 2        | 8        | 0        | 51        | 88        | 4          |

| SENIOR 'A' LEAGUE – GROUP TWO | <u>GP</u> | <u>W</u> | <u>L</u> | <u>T</u> | <u>GF</u> | <u>GA</u> | <u>PTS</u> |
|-------------------------------|-----------|----------|----------|----------|-----------|-----------|------------|
| Toronto St. Simons Anglicans  | 13        | 9        | 3        | 1        | 65        | 46        | 19         |
| Orangeville Dufferins         | 13        | 9        | 3        | 1        | 75        | 51        | 19         |
| Brampton Excelsiors           | 12        | 3        | 8        | 1        | 47        | 69        | 6          |
| Toronto Maitlands             | 12        | 2        | 9        | 1        | 48        | 69        | 5          |

*St. Catharines Athletics withdrew during the season all games involving them did not count; resulted in three-way tie with 4-4 records*

### PLAYOFFS

Toronto Riversides defeated Weston Westonmen 6-4

Toronto Riversides defeated Toronto Beaches 5-2

Toronto St. Simons Anglicans defeated Orangeville Dufferins 4-3

Toronto Riversides defeated Toronto St. Simons Anglicans in two-game, total-goals series 8-3 (3-3; 5-0)

Toronto Riversides defeated St. Mary's Alerts Intermediates in two-game, total-goals series 17-13 (11-5; 6-8)



**1922 ONTARIO AMATEUR LACROSSE ASSOCIATION**

| SENIOR 'A' LEAGUE – GROUP ONE | <u>GP</u> | <u>W</u> | <u>L</u> | <u>T</u> | <u>GF</u> | <u>GA</u> | <u>PTS</u> |
|-------------------------------|-----------|----------|----------|----------|-----------|-----------|------------|
| Weston Westonmen              | 11        | 10       | 1        | 0        | 70        | 24        | 20         |
| Brampton Excelsiors           | 12        | 9        | 3        | 0        | 72        | 35        | 18         |
| Toronto Maitlands             | 10        | 3        | 7        | 0        | 26        | 58        | 6          |
| Toronto Young Torontos        | 11        | 0        | 11       | 0        | 23        | 74        | 0          |

| SENIOR 'A' LEAGUE – GROUP TWO | <u>GP</u> | <u>W</u> | <u>L</u> | <u>T</u> | <u>GF</u> | <u>GA</u> | <u>PTS</u> |
|-------------------------------|-----------|----------|----------|----------|-----------|-----------|------------|
| Toronto St. Simons Anglicans  | 8         | 7        | 1        | 0        | 70        | 29        | 14         |
| Toronto Riversides            | 8         | 5        | 3        | 0        | 42        | 31        | 10         |
| St. Catharines Athletics      | 9         | 4        | 5        | 0        | 64        | 67        | 8          |
| Toronto Beaches               | 8         | 3        | 5        | 0        | 45        | 44        | 6          |
| Toronto Shamrocks             | 5         | 0        | 5        | 0        | 11        | 61        | 0          |

**PLAYOFFS**

Weston Westonmen defeated Toronto St. Simons Anglicans in two-game, total-goals series 5-4 (3-1; 2-3)

Orangeville Dufferins defeated Weston Westonmen in two-game, total-goals series 9-7 (4-4; 5-3)

**1923 ONTARIO AMATEUR LACROSSE ASSOCIATION**

| SENIOR 'A' LEAGUE            | <u>GP</u> | <u>W</u> | <u>L</u> | <u>T</u> | <u>GF</u> | <u>GA</u> | <u>PTS</u> |
|------------------------------|-----------|----------|----------|----------|-----------|-----------|------------|
| Brampton Excelsiors          | 16        | 14       | 2        | 0        | 97        | 49        | 28         |
| Weston Westonmen             | 16        | 13       | 3        | 0        | 92        | 45        | 26         |
| Orangeville Dufferins        | 16        | 11       | 5        | 0        | 133       | 81        | 22         |
| Toronto Maitlands            | 16        | 11       | 5        | 0        | 121       | 70        | 22         |
| Mimico Mountaineers          | 16        | 6        | 9        | 1        | 66        | 103       | 13         |
| Toronto Young Torontos       | 14        | 5        | 9        | 0        | 50        | 79        | 10         |
| Toronto Riversides           | 14        | 3        | 11       | 0        | 58        | 83        | 6          |
| Toronto St. Simons Anglicans | 15        | 3        | 12       | 0        | 71        | 129       | 6          |
| St. Catharines Athletics     | 15        | 2        | 12       | 1        | 55        | 104       | 5          |

**PLAYOFFS**

Weston Westonmen defeated Brampton Excelsiors in two-game, total-goals series 8-5 (4-1; 4-4)

Weston Westonmen defeated Hamilton Intermediates 2 games to 0 (7-4; 9-0)

**1924 ONTARIO AMATEUR LACROSSE ASSOCIATION**

| SENIOR 'A' LEAGUE – GROUP ONE | <u>GP</u> | <u>W</u> | <u>L</u> | <u>T</u> | <u>GF</u> | <u>GA</u> | <u>PTS</u> |
|-------------------------------|-----------|----------|----------|----------|-----------|-----------|------------|
| Brampton Excelsiors           | 12        | 10       | 2        | 0        | 84        | 43        | 20         |
| Weston Westonmen              | 13        | 9        | 4        | 0        | 79        | 51        | 18         |
| Toronto Irish-Canadians       | 13        | 5        | 8        | 0        | 61        | 74        | 10         |
| Orangeville Dufferins         | 14        | 5        | 9        | 0        | 72        | 88        | 10         |
| Ottawa Shamrocks              | 3         | 0        | 3        | 0        | 11        | 29        | 0          |
| Mimico Mountaineers           | 3         | 0        | 3        | 0        | 6         | 28        | 0          |

| SENIOR 'A' LEAGUE – GROUP TWO | <u>GP</u> | <u>W</u> | <u>L</u> | <u>T</u> | <u>GF</u> | <u>GA</u> | <u>PTS</u> |
|-------------------------------|-----------|----------|----------|----------|-----------|-----------|------------|
| Toronto Maitlands             | 11        | 8        | 3        | 0        | 50        | 34        | 16         |
| Hamilton Tigers               | 12        | 8        | 4        | 0        | 78        | 61        | 16         |
| Toronto St. Simons Anglicans  | 11        | 5        | 6        | 0        | 45        | 43        | 10         |
| St. Catharines Athletics      | 6         | 3        | 3        | 0        | 22        | 17        | 6          |
| Niagara Falls Lacrosse Club   | 8         | 0        | 8        | 0        | 25        | 65        | 0          |

**PLAYOFFS**

Weston Westonmen defeated Brampton Excelsiors in two-game, total-goals series 10-8 (6-5; 4-3)

Toronto Maitlands defeated Hamilton Tigers in two-game, total-goals series 9-5 (7-3; 2-2)

Weston Westonmen defeated Toronto Maitlands in two-game, total-goals series 19-6 (11-5; 8-1)

### 1925 ONTARIO AMATEUR LACROSSE ASSOCIATION

| SENIOR 'A' LEAGUE            | <u>GP</u> | <u>W</u> | <u>L</u> | <u>T</u> | <u>GF</u> | <u>GA</u> | <u>PTS</u> |
|------------------------------|-----------|----------|----------|----------|-----------|-----------|------------|
| Weston Westonmen             | 20        | 15       | 5        | 0        | 114       | 63        | 30         |
| Brampton Excelsiors          | 20        | 13       | 7        | 0        | 129       | 114       | 26         |
| Toronto St. Simons Anglicans | 19        | 10       | 9        | 0        | 86        | 94        | 20         |
| Toronto Irish-Canadians      | 19        | 8        | 11       | 0        | 109       | 104       | 16         |
| Orangeville Dufferins        | 20        | 8        | 12       | 0        | 106       | 103       | 16         |
| Toronto Maitlands            | 18        | 4        | 14       | 0        | 83        | 127       | 8          |

#### PLAYOFFS

Weston Westonmen defeated Brampton Excelsiors in two-game, total-goals series 10-8 (7-3; 3-5)

Weston Westonmen defeated Hamilton Intermediates in two-game, total-goals series 17-11 (8-11; 9-0)

### 1926 ONTARIO AMATEUR LACROSSE ASSOCIATION

| SENIOR 'A' LEAGUE            | <u>GP</u> | <u>W</u> | <u>L</u> | <u>T</u> | <u>GF</u> | <u>GA</u> | <u>PTS</u> |
|------------------------------|-----------|----------|----------|----------|-----------|-----------|------------|
| Weston Westonmen             | 16        | 11       | 5        | 0        | 118       | 69        | 22         |
| Brampton Excelsiors          | 16        | 11       | 5        | 0        | 105       | 75        | 22         |
| Toronto St. Simons Anglicans | 15        | 9        | 6        | 0        | 69        | 74        | 18         |
| Toronto Maitlands            | 15        | 4        | 11       | 0        | 75        | 116       | 8          |
| Toronto Irish-Canadians      | 16        | 4        | 12       | 0        | 67        | 100       | 8          |

#### PLAYOFFS

Weston Westonmen defeated Montréal Nationals 17-8

Brampton Excelsiors defeated Weston Westonmen in two-game, total-goals series 10-6 (8-2; 2-4)

#### WESTERN CANADA FINAL

Winnipeg Tammany Tigers defeated Ocean Falls Amateur Athletic Association in two-game, total-goals series 13-12 (5-6, 8-6)

#### EASTERN CANADA FINAL

Weston Westonmen defeated Nationals (W-N)

#### MANN CUP – CANADIAN SENIOR CHAMPIONSHIP

Weston Westonmen defeated Winnipeg Tammany Tigers in two-game, total-goals series 22-6 (11-3, 11-3)

### 1927 ONTARIO AMATEUR LACROSSE ASSOCIATION

| SENIOR 'A' LEAGUE            | <u>GP</u> | <u>W</u> | <u>L</u> | <u>T</u> | <u>GF</u> | <u>GA</u> | <u>PTS</u> |
|------------------------------|-----------|----------|----------|----------|-----------|-----------|------------|
| Weston Westonmen             | 10        | 9        | 0        | 1        | 92        | 24        | 19         |
| Toronto St. Simons Anglicans | 9         | 6        | 2        | 1        | 73        | 39        | 13         |
| Brampton Excelsiors          | 9         | 6        | 3        | 0        | 55        | 41        | 12         |
| Hamilton Tigers              | 10        | 3        | 7        | 0        | 36        | 61        | 6          |
| Toronto Irish-Canadians      | 9         | 2        | 7        | 0        | 27        | 61        | 4          |
| Toronto Maitlands            | 9         | 1        | 8        | 0        | 32        | 89        | 2          |

*Final regular season games rained out*

#### PLAYOFFS

Brampton Excelsiors defeated Toronto St. Simons Anglicans 6-5 (2-3; 4-2)

Weston Westonmen defeated Brampton Excelsiors 17-5 (10-3; 7-2)

#### DOMINION PLAYOFFS

Weston Westonmen defeated Montréal Celtics 18-5

Weston Westonmen defeated Winnipeg Argonauts in two-game, total-goals series 17-9 (11-2, 6-7)

Weston Westonmen defeated Edmonton Native Sons 13-3

#### MANN CUP – CANADIAN SENIOR CHAMPIONSHIP

New Westminster Salmonbellies defeated Weston Westonmen 2 games to 0 (6-3, 6-5)

## 1928 ONTARIO AMATEUR LACROSSE ASSOCIATION

| SENIOR 'A' LEAGUE            | <u>GP</u> | <u>W</u> | <u>L</u> | <u>T</u> | <u>GF</u> | <u>GA</u> | <u>PTS</u> |
|------------------------------|-----------|----------|----------|----------|-----------|-----------|------------|
| Brampton Excelsiors          | 20        | 15       | 5        | 0        | 149       | 88        | 30         |
| Toronto St. Simons Anglicans | 20        | 13       | 7        | 0        | 115       | 85        | 26         |
| Oshawa General Motors        | 20        | 12       | 8        | 0        | 95        | 77        | 24         |
| St. Catharines Athletics     | 19        | 10       | 9        | 0        | 81        | 89        | 20         |
| Weston Westonmen             | 20        | 6        | 14       | 0        | 69        | 114       | 12         |
| Toronto Young Torontos       | 19        | 4        | 15       | 0        | 53        | 109       | 8          |

### PLAYOFFS

Oshawa General Motors defeated Toronto St. Simons Anglicans in two-game, total-goals series 7-3 (1-1; 6-2)

Oshawa General Motors defeated Brampton Excelsiors in two-game, total-goals series 7-4 (4-0; 3-4)

Oshawa General Motors defeated Buffalo Bisons Intermediates 13-1

### WESTERN CANADA FINAL

Winnipeg Wellingtons defeated Edmonton Native Sons 13-1

### EASTERN CANADA FINAL

Ottawa Emmetts defeated Montréal Celtic in two-game, total-goals series (4-6, O-M)

### MANN CUP – CANADIAN SENIOR CHAMPIONSHIP

Ottawa Emmetts defeated Winnipeg Wellingtons 2 games to 1 plus 1 tie (8-3, 5-5, 2-4, 5-2)

## 1929 ONTARIO AMATEUR LACROSSE ASSOCIATION

| SENIOR 'A' LEAGUE        | <u>GP</u> | <u>W</u> | <u>L</u> | <u>T</u> | <u>GF</u> | <u>GA</u> | <u>PTS</u> |
|--------------------------|-----------|----------|----------|----------|-----------|-----------|------------|
| Brampton Excelsiors      | 10        | 9        | 1        | 0        | 66        | 30        | 18         |
| Oshawa General Motors*   | 9         | 6        | 3        | 0        | 44        | 30        | 12         |
| Toronto Young Torontos   | 9         | 1        | 8        | 0        | 21        | 43        | 2          |
| St. Catharines Athletics | 4         | 0        | 4        | 0        | 6         | 34        | 0          |

### ONTARIO LACROSSE ASSOCIATION FINAL

Oshawa General Motors defeated Brampton Excelsiors 2 games to 0 (4-0, 5-3)

### OTTAWA VALLEY LEAGUE FINAL

Ottawa Madisons defeated Parkdale 2 games to 0 plus 1 tie (1-1, 7-0, 7-1)

### ONTARIO-QUÉBEC LEAGUE FINAL

Montréal Columbus defeated Ottawa Emmetts in two-game, total-goals series 18-6 (9-5, 9-1)

### EASTERN CANADA SEMI-FINAL

Ottawa Madisons defeated Montréal Columbus 5-4

### EASTERN CANADA FINAL

Oshawa General Motors defeated Ottawa Madisons 15-1

### DOMINION PLAYOFFS

Oshawa General Motors defeated Winnipeg Argonauts 6-4

Oshawa General Motors defeated Edmonton Native Sons 14-1

### MANN CUP – CANADIAN SENIOR CHAMPIONSHIP

Oshawa General Motors defeated New Westminster Salmonbellies 2 games to 0 (9-5, 2-1)

### 1930 ONTARIO AMATEUR LACROSSE ASSOCIATION

| SENIOR 'A' LEAGUE            | <u>GP</u> | <u>W</u> | <u>L</u> | <u>T</u> | <u>GF</u> | <u>GA</u> | <u>PTS</u> |
|------------------------------|-----------|----------|----------|----------|-----------|-----------|------------|
| Brampton Excelsiors*         | 11        | 7        | 3        | 1        | 42        | 40        | 15         |
| Oshawa General Motors        | 12        | 7        | 4        | 1        | 72        | 45        | 15         |
| Toronto St. Simons Anglicans | 11        | 2        | 9        | 0        | 30        | 59        | 4          |

#### PLAYOFFS

Brampton Excelsiors defeated Oshawa General Motors 2 games to 0 (6-4 OT; 3-2)

#### ONTARIO-QUÉBEC LEAGUE FINAL

Montréal Amateur Athletic Association defeated Montréal Columbus 6-3 (3-3, 3-0)

#### EASTERN CANADA FINAL

Brampton Excelsiors defeated Montréal Amateur Athletic Association 4-1

#### MANN CUP – CANADIAN SENIOR CHAMPIONSHIP

Brampton Excelsiors defeated New Westminster Salmonbellies 2 games to 1 (8-1, 4-5, 4-1)

### 1931 ONTARIO AMATEUR LACROSSE ASSOCIATION

| SENIOR 'A' LEAGUE            | <u>GP</u> | <u>W</u> | <u>L</u> | <u>T</u> | <u>GF</u> | <u>GA</u> | <u>PTS</u> |
|------------------------------|-----------|----------|----------|----------|-----------|-----------|------------|
| Toronto Native Sons          | 10        | 8        | 2        | 0        | 57        | 21        | 16         |
| Toronto St. Simons Anglicans | 10        | 7        | 3        | 0        | 45        | 30        | 14         |
| Brampton Excelsiors*         | 10        | 6        | 4        | 0        | 57        | 39        | 12         |
| Hamilton Tigers              | 10        | 6        | 4        | 0        | 42        | 39        | 12         |
| Mimico Mountaineers          | 10        | 3        | 7        | 0        | 33        | 55        | 6          |
| Oshawa General Motors        | 10        | 0        | 10       | 0        | 15        | 65        | 0          |

*Oshawa General Motors defaulted final four games of their schedule*

#### PLAYOFFS

Brampton Excelsiors defeated Hamilton Tigers 2 games to 0 (4-1; 5-1)

Brampton Excelsiors defeated Toronto St. Simons Anglicans 2 games to 1 (3-4; 1-0; 5-4 OT)

#### ONATRIO PROVINCIAL CHAMPIONSHIP

Brampton Excelsiors defeated Toronto Native Sons 2 games to 1 (6-3, 3-5, 10-2)

#### EASTERN CANADA SEMI-FINAL

Montréal Amateur Athletic Association defeated Oshawa Shamrocks 18-8 (9-3, 9-5)

#### EASTERN CANADA FINAL

Brampton Excelsiors defeated Montréal Amateur Athletic Association 6-2

#### DOMINION PLAYOFFS

Brampton Excelsiors defeated Winnipeg Wellingtons 7-3 (5-2, 2-0)

Brampton Excelsiors defeated Calgary All-Stars 8-5

#### MANN CUP – CANADIAN SENIOR CHAMPIONSHIP

Brampton Excelsiors defeated New Westminster Salmonbellies 2 games to 1 (8-4, 3-7, 4-3)

## CANADIAN LACROSSE ASSOCIATION (LEAGUE)

### LA FORTUNA TROPHY – C.L.A. (LEAGUE) INTERMEDIATE CHAMPIONS

|      | <u>Champion</u>                  | <u>Finalist</u> |
|------|----------------------------------|-----------------|
| 1902 | <b>Fergus Thistles</b>           |                 |
| 1903 | <b>Fergus Thistles</b>           |                 |
| 1904 | <b>Orillia</b>                   |                 |
| 1905 | <b>Bradford</b>                  |                 |
| 1906 | <b>Toronto Junction</b>          |                 |
| 1907 | <b>Elora Rocks</b>               |                 |
| 1908 | <b>Bradford</b>                  |                 |
| 1909 | <b>Bradford</b>                  |                 |
| 1910 | <i>unknown</i>                   |                 |
| 1911 | <b>Owen Sound</b>                |                 |
| 1912 | <b>Fergus Thistles</b>           |                 |
| 1913 | <b>Bracebridge Lacrosse Club</b> |                 |
| 1914 | <b>Weston Lacrosse Club</b>      |                 |
| 1915 | <i>no decision</i>               |                 |
| 1916 | <i>no decision</i>               |                 |
| 1917 | <i>no decision</i>               |                 |
| 1918 | <i>no decision</i>               |                 |
| 1919 | <b>Bracebridge</b>               |                 |
| 1920 | <b>Orangeville Dufferins</b>     |                 |
| 1921 | <b>St. Marys Alberts</b>         |                 |
| 1922 | <b>Orangeville Dufferins</b>     |                 |
| 1923 | <b>Hamilton Tigers</b>           |                 |
| 1924 | <b>Brampton Excelsiors</b>       |                 |

|   |                  |
|---|------------------|
| <b>ONTARIO LACROSSE ASSOCIATION – SENIOR ‘A’ LEAGUE</b> | <b>1932-1967</b> |
| <b>NATIONAL LACROSSE ASSOCIATION (EASTERN DIVISION)</b> | <b>1968-1968</b> |
| <b>EASTERN LACROSSE ASSOCIATION</b>                     | <b>1969-1969</b> |
| <b>ONTARIO LACROSSE ASSOCIATION – SENIOR ‘A’ LEAGUE</b> | <b>1969-1971</b> |
| <b>NATIONAL LACROSSE LEAGUE (EASTERN DIVISION)</b>      | <b>1972-1972</b> |
| <b>MAJOR SERIES LACROSSE</b>                            | <b>1973-</b>     |

|           |                               |   |
|-----------|-------------------------------|---|
| 1932-1941 | Brampton Excelsiors           | <i>merged with Mimico</i>                 |
| 1932-1940 | Fergus Thistles               | <i>folded</i>                             |
| 1932-1935 | Hamilton Tigers               | <i>merged with Burlington</i>             |
| 1932-1932 | Mimico Canucks                | <i>folded</i>                             |
| 1932-1941 | Mimico Mountaineers           | <i>merged with Brampton</i>               |
| 1932-1932 | Toronto National Sea Fleas    | <i>folded</i>                             |
| 1932-1933 | Toronto Native Sons           | <i>folded</i>                             |
| 1932-1932 | Niagara Falls Cataracts       | <i>folded</i>                             |
| 1932-1933 | Orangeville Dufferins         | <i>folded</i>                             |
| 1932-1932 | Toronto Marlboros             | <i>renamed Toronto Nats</i>               |
| 1933-1934 | Brantford Spaldings           | <i>folded</i>                             |
| 1933-1934 | Malvern Grads                 | <i>folded</i>                             |
| 1933-1934 | Mount Dennis Firemen          | <i>folded</i>                             |
| 1933-1933 | Toronto Oakwoods              | <i>renamed Oakwood Bulldogs</i>           |
| 1933-1933 | Ohsweken Indians              | <i>folded</i>                             |
| 1933-1940 | Orillia Terriers              | <i>suspended operations</i>               |
| 1933-1933 | Port Dalhousie Lakesides      | <i>folded</i>                             |
| 1933-1933 | Richmond Hill Young Canadians | <i>folded</i>                             |
| 1933-1957 | St. Catharines Athletics      | <i>transferred to Welland-Crowland</i>    |
| 1933-1933 | Toronto Nats                  | <i>suspended operations</i>               |
| 1934-1934 | Oakwood Bulldogs              | <i>folded</i>                             |
| 1935-1935 | Toronto Maple Leafs           | <i>renamed Toronto Marlboros</i>          |
| 1935-1935 | Burlington Beavers            | <i>merged with Hamilton Tigers</i>        |
| 1935-1935 | Burlington Braves             | <i>folded</i>                             |
| 1936-1936 | Hamilton-Burlington Combines  | <i>suspended operations</i>               |
| 1936-1936 | Oshawa Lacrosse Club          | <i>folded</i>                             |
| 1936-1937 | Toronto Marlboros             | <i>folded</i>                             |
| 1938-1938 | Hamilton-Burlington Combines  | <i>merged team dissolved</i>              |
| 1937-1937 | Brantford Native Sons         | <i>renamed Brantford Grands</i>           |
| 1938-1938 | Brantford Grands              | <i>folded</i>                             |
| 1939-1942 | Hamilton Tigers               | <i>suspended operations</i>               |
| 1941-1942 | Etobicoke Indians             | <i>folded</i>                             |
| 1942-1943 | Mimico-Brampton Combines      | <i>merged team dissolved</i>              |
| 1942-1942 | Owen Sound Georgians          | <i>suspended operations</i>               |
| 1943-1943 | Brampton Army Bullets         | <i>folded</i>                             |
| 1943-1944 | Toronto Lakeshores            | <i>folded</i>                             |
| 1944-1944 | Burlington Braves             | <i>folded</i>                             |
| 1944-1944 | Brampton Excelsiors           | <i>merged with Lakeshore</i>              |
| 1944-1954 | Mimico Mountaineers           | <i>suspended operations</i>               |
| 1945-1945 | Brampton-Lakeshore Combines   | <i>merged team dissolved</i>              |
| 1945-1945 | Hamilton-Burlington Combines  | <i>merged team dissolved</i>              |
| 1946-1946 | Barrie Lakeshores             | <i>transferred to Toronto [West York]</i> |
| 1946-1953 | Brampton Excelsiors           | <i>suspended operations</i>               |
| 1946-1954 | Hamilton Tigers               | <i>renamed Hamilton Lincoln Burners</i>   |
| 1946-1946 | Orillia Terriers              | <i>folded</i>                             |
| 1946-1947 | Owen Sound Georgians          | <i>renamed Owen Sound Crescents</i>       |
| 1947-1947 | Toronto West Yorks            | <i>suspended operations</i>               |
| 1948-1948 | Fergus Thistles               | <i>suspended operations</i>               |

|           |                                      |                                      |
|-----------|--------------------------------------|--------------------------------------|
| 1948-1950 | Owen Sound Crescents                 | <i>suspended operations</i>          |
| 1948-1948 | Weston Yorks                         | <i>renamed Weston Lacrosse Club</i>  |
| 1949-1949 | Peterborough Lumberjacks             | <i>renamed Timbermen</i>             |
| 1949-1949 | Weston Lacrosse Club                 | <i>renamed Weston Lions</i>          |
| 1950-1952 | Peterborough Timbermen               | <i>renamed Trailermen</i>            |
| 1950-1950 | Toronto Ravinas / Toronto Riverdales | <i>renamed Toronto West Yorks</i>    |
| 1950-1950 | Weston Lions                         | <i>folded</i>                        |
| 1951-1953 | Fergus Thistles                      | <i>suspended operations</i>          |
| 1951-1952 | Toronto West Yorks                   | <i>folded</i>                        |
| 1952-1952 | Owen Sound Crescents                 | <i>folded</i>                        |
| 1953-1953 | Orillia Terriers                     | <i>folded</i>                        |
| 1953-1957 | Peterborough Trailermen              | <i>renamed Timbermen</i>             |
| 1955-1956 | Fergus Thistles                      | <i>folded</i>                        |
| 1955-1958 | Hamilton Lincoln Burners             | <i>folded</i>                        |
| 1956-1956 | Long Branch Monarchs                 | <i>renamed Pontiacs</i>              |
| 1957-1957 | Long Branch Pontiacs                 | <i>renamed Monarchs</i>              |
| 1958-1960 | Brampton Excelsiors                  | <i>renamed Ramblers</i>              |
| 1958-1958 | Long Branch Monarchs                 | <i>renamed Dixie Castrols</i>        |
| 1958-1958 | Mimico Mountaineers                  | <i>folded</i>                        |
| 1958-1958 | Peterborough Timbermen               | <i>renamed Mercurys</i>              |
| 1958-1959 | Welland-Crowland Switsons            | <i>transferred to St. Catharines</i> |
| 1959-1959 | Long Branch Dixie Castrols           | <i>folded</i>                        |
| 1959-1960 | Peterborough Mercurys                | <i>suspended operations</i>          |
| 1960-1965 | Port Credit Sailors                  | <i>folded</i>                        |
| 1960-1966 | St. Catharines Athletics             | <i>folded</i>                        |
| 1961-1962 | Brampton Ramblers                    | <i>renamed Sealtests</i>             |
| 1961-1963 | Brooklin Hillcrests                  | <i>renamed Merchants</i>             |
| 1961-1961 | Niagara Falls Scobies                | <i>folded</i>                        |
| 1963-1964 | Brampton Sealtests                   | <i>renamed Excelsiors</i>            |
| 1964-1966 | Brooklin Merchants                   | <i>renamed Redmen</i>                |
| 1964-1965 | Peterborough Speedy Erns             | <i>renamed Pepsi Petes</i>           |
| 1964-1965 | Huntsville Hawks                     | <i>folded</i>                        |
| 1965-1968 | Brampton Excelsiors                  | <i>transferred to Bramalea</i>       |
| 1966-1966 | Peterborough Pepsi Petes             | <i>renamed Don Byes</i>              |
| 1966-1969 | Toronto Maple Leafs                  | <i>folded</i>                        |
| 1967-1973 | Brooklin Redmen                      | <i>suspended operations</i>          |
| 1967-1967 | Peterborough Don Byes                | <i>renamed Lakers</i>                |
| 1968-1968 | Detroit Olympics                     | <i>folded</i>                        |
| 1968-1968 | Hastings Legionnaires                | <i>folded</i>                        |
| 1968-1973 | Peterborough Lakers                  | <i>suspended operations</i>          |
| 1968-1968 | Mississauga Braves                   | <i>folded</i>                        |
| 1968-1968 | Montréal Canadiens                   | <i>folded</i>                        |
| 1969-1969 | Bramalea Excelsiors                  | <i>transferred to Brampton</i>       |
| 1969-1975 | Brantford Warriors                   | <i>folded</i>                        |
| 1969-1970 | Huntsville Hawks                     | <i>folded</i>                        |
| 1969-1969 | Kitchener Nationals                  | <i>folded</i>                        |
| 1969-1969 | St. Catharines Golden Hawks          | <i>folded</i>                        |
| 1970-1973 | Brampton Excelsiors                  | <i>suspended operations</i>          |
| 1971-1972 | Aurora Astros                        | <i>folded</i>                        |
| 1972-1972 | Fergus Thistles                      | <i>suspended operations</i>          |
| 1972-1972 | Owen Sound North Stars               | <i>suspended operations</i>          |
| 1972-1972 | Point Edward Beavers                 | <i>folded</i>                        |
| 1972-1972 | Six Nations Braves                   | <i>suspended operations</i>          |
| 1972-1974 | Toronto Shooting Stars               | <i>folded</i>                        |
| 1972-1972 | Wallaceburg Red Devils               | <i>folded</i>                        |
| 1972-1972 | Windsor Warlocks                     | <i>suspended operations</i>          |

|              |                               |   |
|--------------|-------------------------------|---|
| 1974-1978    | Fergus Thistles               | <i>suspended operations</i>                           |
| 1974-1978    | Owen Sound North Stars        | <i>suspended operations</i>                           |
| 1974-1977    | Six Nations Braves            | <i>folded</i>   |
| 1974-1974    | Windsor Warlocks              | <i>folded</i>   |
| 1975-1986    | Brampton Excelsiors           | <i>suspended operations</i>                           |
| 1976-2018    | Brooklin Redmen               | <i>renamed Brooklin Lacrosse Club</i>                 |
| 1978-1978    | Orangeville Dufferins         | <i>folded</i>   |
| 1978-1981    | Peterborough Red Oaks         | <i>renamed Lakers</i>                                 |
| 1978-1978    | Windsor Warlocks              | <i>folded</i>   |
| 1979-1979    | Ohswéken Warriors             | <i>folded</i>   |
| 1980-1983    | Fergus Thistles               | <i>suspended operations</i>                           |
| 1981-1985    | Owen Sound North Stars        | <i>suspended operations</i>                           |
| 1981-1985    | Scarborough Saints            | <i>suspended operations</i>                           |
| 1982-1987    | Peterborough Lakers           | <i>renamed Quakers</i>                                |
| 1984-1985    | St. Catharines Athletics      | <i>folded</i>   |
| 1987-1996    | Fergus Thistles               | <i>folded</i>   |
| 1987-1988    | Mississauga Renegades         | <i>folded</i>   |
| 1987-1989    | Orangeville Northmen          | <i>folded</i>   |
| 1987-1995    | Owen Sound North Stars        | <i>folded</i>   |
| 1987-1988    | Sarnia Lumley Wrecking        | <i>folded</i>   |
| 1987-1987    | Scarborough Saints            | <i>folded</i>   |
| 1988-2020    | Brampton Excelsiors           | <i>suspended operations / relocated to Owen Sound</i> |
| 1988-1993    | Peterborough Quakers          | <i>renamed Lakers</i>                                 |
| <b>1993-</b> | <b>Six Nations Chiefs</b>     |   |
| <b>1994-</b> | <b>Peterborough Lakers</b>    |   |
| 1997-1997    | Niagara Falls Gamblers        | <i>transferred to Buffalo</i>                         |
| 1998-2005    | Akwesasne Thunder             | <i>renamed St. Regis Indians</i>                      |
| 1998-1998    | Buffalo Gamblers              | <i>folded</i>   |
| 1998-1998    | Huntsville Hawks              | <i>folded</i>   |
| 1998-1999    | Ohswéken Wolves               | <i>folded</i>   |
| 1999-2005    | St. Catharines Athletics      | <i>folded</i>   |
| 2004-2004    | Windsor Warlocks              | <i>folded</i>   |
| 2005-2009    | Barrie Lakeshores             | <i>folded</i>   |
| 2006-2015    | Kitchener-Waterloo Kodiaks    | <i>transferred to Cobourg</i>                         |
| 2006-2009    | St. Regis Indians             | <i>folded</i>   |
| 2010-2012    | Ajax Rock                     | <i>transferred to Oakville</i>                        |
| 2013-2021    | Oakville Rock                 | <i>suspended operations</i>                           |
| <b>2016-</b> | <b>Cobourg Kodiaks</b>        |   |
| <b>2019-</b> | <b>Brooklin Lacrosse Club</b> |   |
| 2021-2021    | Owen Sound Lacrosse           | <i>renamed North Stars</i>                            |
| <b>2022-</b> | <b>Brampton Excelsiors</b>    |   |
| 2022-2022    | Owen Sound North Stars        | <i>suspended operations</i>                           |
| <b>2024-</b> | <b>Oakville Rock</b>          |   |



### 1932 ONTARIO AMATEUR LACROSSE ASSOCIATION - SENIOR 'A' LEAGUE

| GROUP ONE                  | <u>GP</u> | <u>W</u> | <u>L</u> | <u>T</u> | <u>GF</u> | <u>GA</u> | <u>PTS</u> |
|----------------------------|-----------|----------|----------|----------|-----------|-----------|------------|
| Mimico Mountaineers*       | 20        | 14       | 6        | 0        | 202       | 144       | 28         |
| Orangeville Dufferins      | 20        | 13       | 7        | 0        | 216       | 168       | 26         |
| Toronto National Sea Fleas | 20        | 10       | 10       | 0        | 135       | 136       | 20         |
| Hamilton Tigers            | 20        | 10       | 10       | 0        | 192       | 197       | 20         |
| Brampton Excelsiors        | 20        | 9        | 11       | 0        | 171       | 180       | 18         |
| Toronto Marlboros          | 20        | 4        | 16       | 0        | 136       | 227       | 8          |
| GROUP TWO                  | <u>GP</u> | <u>W</u> | <u>L</u> | <u>T</u> | <u>GF</u> | <u>GA</u> | <u>PTS</u> |
| Fergus Thistles            | 12        | 11       | 1        | 0        |           |           | 22         |
| Niagara Falls Cataracts    | 12        | 7        | 5        | 0        | 125       | 108       | 14         |
| Toronto Native Sons        | 12        | 5        | 7        | 0        |           |           | 10         |
| Mimico Canucks             | 12        | 1        | 11       | 0        |           |           | 2          |

#### PLAYOFFS

Mimico Mountaineers defeated Toronto National Sea Fleas 1 game to 0  
 Orangeville Dufferins defeated Hamilton Tigers 2 games, total goals 31-25  
 Mimico Mountaineers defeated Orangeville Dufferins 2 games to 0

Mimico Mountaineers defeated Fergus Thistles 2 games to 1

#### EASTERN CANADA FINAL

Mimico Mountaineers defeated Montréal Club Athlétique Verdun (X-X, 15-3)

#### MANN CUP – CANADIAN SENIOR CHAMPIONSHIP

Mimico Mountaineers defeated Winnipeg Argonauts 2 games to 0 (16-6, 4-2)

### 1932 OTTAWA SENIOR CITY BOX LACROSSE LEAGUE

|                  | <u>GP</u> | <u>W</u> | <u>L</u> | <u>T</u> | <u>GF</u> | <u>GA</u> | <u>PTS</u> |
|------------------|-----------|----------|----------|----------|-----------|-----------|------------|
| Shamrocks        | 16        | 13       | 3        | 0        | 145       | 91        | 26         |
| Lauriers         | 16        | 10       | 6        | 0        | 138       | 108       | 20         |
| Regiment de Hull | 16        | 9        | 7        | 0        | 91        | 105       | 18         |
| Primrose         | 16        | 4        | 12       | 0        | 67        | 101       | 8          |
| Madisons         | 16        | 4        | 12       | 0        | 73        | 103       | 8          |

### 1933 ONTARIO AMATEUR LACROSSE ASSOCIATION - SENIOR 'A' LEAGUE

| GROUP ONE                     | <u>GP</u> | <u>W</u> | <u>L</u> | <u>T</u> | <u>GF</u> | <u>GA</u> | <u>PTS</u> |
|-------------------------------|-----------|----------|----------|----------|-----------|-----------|------------|
| Mimico Mountaineers           | 16        | 14       | 2        | 0        | 128       | 78        | 28         |
| Hamilton Tigers*              | 16        | 11       | 5        | 0        | 179       | 117       | 22         |
| Fergus Thistles               | 16        | 8        | 8        | 0        | 80        | 88        | 16         |
| Orangeville Dufferins         | 16        | 6        | 10       | 0        | 75        | 127       | 12         |
| Brampton Excelsiors           | 16        | 1        | 15       | 0        | 52        | 99        | 2          |
| GROUP TWO                     | <u>GP</u> | <u>W</u> | <u>L</u> | <u>T</u> | <u>GF</u> | <u>GA</u> | <u>PTS</u> |
| Orillia Terriers              | 8         | 8        | 0        | 0        | 97        | 43        | 16         |
| Richmond Hill Young Canadians | 5         | 1        | 4        | 0        | 31        | 64        | 2          |
| Toronto Nats                  | 5         | 0        | 5        | 0        | 27        | 48        | 0          |
| GROUP THREE                   | <u>GP</u> | <u>W</u> | <u>L</u> | <u>T</u> | <u>GF</u> | <u>GA</u> | <u>PTS</u> |
| Malvern Grads                 | 10        | 6        | 3        | 1        | 64        | 59        | 13         |
| Toronto Native Sons           | 10        | 5        | 2        | 3        | 72        | 44        | 13         |
| Mount Dennis Firemen          | 9         | 5        | 2        | 2        | 58        | 38        | 12         |
| Toronto Oakwoods              | 10        | 1        | 9        | 0        | 42        | 94        | 2          |
| GROUP FOUR                    | <u>GP</u> | <u>W</u> | <u>L</u> | <u>T</u> | <u>GF</u> | <u>GA</u> | <u>PTS</u> |
| St. Catharines Athletics      | 14        | 9        | 5        | 0        | 115       | 97        | 18         |
| Ohswéken Indians              | 10        | 6        | 4        | 0        | 61        | 82        | 12         |
| Port Dalhousie Lakesides      | 13        | 4        | 7        | 2        | 73        | 70        | 10         |
| Brantford Spaldings           | 11        | 3        | 6        | 2        | 51        | 81        | 8          |

**PLAYOFFS**

St. Catharines Athletics defeated Ohsweken 2 games to 0 (11-9, 16-6)

Hamilton Tigers defeated Orangeville Dufferins 2 games to 0 (10-5, 11-2)

Mimico Mountainers defeated Fergus Thistles 2 games to 1 (5-9, 11-7, M-F)

Hamilton Tigers defeated Mimico Mountaineers 2 games to 1

Hamilton Tigers defeated Orillia Terriers 2 games, total goals 25-19

Mount Dennis defeated St. Catharines Athletics two games, total goals 27-18

Hamilton Tigers defeated Mount Dennis Firemen 2 games to 0

**EASTERN CANADA FINAL**

Hamilton Tigers defeated Fort William Pontiacs 21-2

**DOMINION PLAYOFFS**

Hamilton Tigers defeated Winnipeg Argonauts 16-5

Hamilton Tigers defeated Calgary Shamrocks 15-4

**MANN CUP – CANADIAN SENIOR CHAMPIONSHIP**

Hamilton Tigers defeated New Westminster Salmonbellies 3 games to 2 (15-5, 13-11, 7-8, 10-12, 12-7)

**1934 ONTARIO AMATEUR LACROSSE ASSOCIATION - SENIOR 'A' LEAGUE**

| <b>GROUP ONE</b>         | <u>GP</u> | <u>W</u> | <u>L</u> | <u>T</u> | <u>GF</u> | <u>GA</u> | <u>PTS</u> |
|--------------------------|-----------|----------|----------|----------|-----------|-----------|------------|
| Orillia Terriers*        | 18        | 16       | 1        | 1        | 309       | 119       | 33         |
| Mount Dennis Firemen     | 18        | 8        | 10       | 0        | 121       | 186       | 16         |
| Oakwood Bulldogs         | 18        | 5        | 12       | 1        | 107       | 191       | 11         |
| Malvern Grads            | 8         | 1        | 7        | 0        | 58        | 82        | 2          |
| <b>GROUP TWO</b>         | <u>GP</u> | <u>W</u> | <u>L</u> | <u>T</u> | <u>GF</u> | <u>GA</u> | <u>PTS</u> |
| Hamilton Tigers          | 16        | 11       | 5        | 0        | 166       | 123       | 22         |
| Mimico Mountaineers      | 16        | 11       | 5        | 0        | 155       | 120       | 22         |
| Fergus Thistles          | 16        | 9        | 7        | 0        | 165       | 144       | 18         |
| St. Catharines Athletics | 16        | 5        | 11       | 0        | 137       | 143       | 10         |
| Brantford Spaldings      | 16        | 4        | 12       | 0        | 76        | 169       | 8          |

**PLAYOFFS**

Hamilton Tigers defeated Mimico Mountaineers 13-9

Fergus Thistles defeated Mimico Mountaineers 2 games total goals 28-24

Mount Dennis Firemen defeated Oakwood Bulldogs 10-6

Orillia Terriers defeated Mount Dennis Firemen 2 games to 0

Hamilton Tigers defeated Fergus Thistles 2 games to 0

Orillia Terriers defeated Hamilton Tigers 2 games to 0

**ONTARIO PROVINCIAL CHAMPIONSHIP**

Orillia Terriers defeated Cornwall Island Indians 2 games to 0 (16-9, 10-4)

**QUÉBEC PROVINCIAL CHAMPIONSHIP**

Montréal Club Athlétique Verdun defeated Montréal Shamrocks 2 games to 1 (V-S, 4-12, 12-6)

**EASTERN CANADA FINAL**

Orillia Terriers defeated Montréal Club Athlétique Verdun 10-8

**MANN CUP – CANADIAN SENIOR CHAMPIONSHIP**

Orillia Terriers defeated New Westminster Salmonbellies 3 games to 0 (21-8, 19-6, 13-6)

**1935 ONTARIO AMATEUR LACROSSE ASSOCIATION - SENIOR 'A' LEAGUE**

| GROUP ONE                | <u>GP</u> | <u>W</u> | <u>L</u> | <u>T</u> | <u>GF</u> | <u>GA</u> | <u>PTS</u> |
|--------------------------|-----------|----------|----------|----------|-----------|-----------|------------|
| Burlington Beavers       | 25        | 18       | 7        | 0        | 234       | 206       | 36         |
| St. Catharines Athletics | 23        | 13       | 9        | 1        | 240       | 226       | 27         |
| Fergus Thistles          | 25        | 13       | 12       | 0        | 293       | 232       | 27         |
| Hamilton Tigers          | 18        | 3        | 15       | 0        | 125       | 180       | 6          |
| GROUP TWO                | <u>GP</u> | <u>W</u> | <u>L</u> | <u>T</u> | <u>GF</u> | <u>GA</u> | <u>PTS</u> |
| Orillia Terriers*        | 26        | 21       | 5        | 0        | 309       | 181       | 42         |
| Brampton Excelsiors      | 23        | 14       | 9        | 0        | 215       | 175       | 28         |
| Mimico Mountaineers      | 19        | 7        | 12       | 0        | 116       | 197       | 14         |
| Toronto Maple Leafs      | 18        | 1        | 17       | 0        | 61        | 167       | 2          |

*Hamilton Tigers and Toronto Maple Leafs defaulted some of their games*

Brampton Excelsiors defeated Mimico Mountaineers 2 games total goals (24-18)

St. Catharines Athletics defeated Fergus Thistles 2 games total goals (25-17)

Burlington Beavers defeated St. Catharines Athletics 2 games to 0

Orillia Terriers defeated Brampton Excelsiors 2 games to 0

Orillia Terriers defeated Burlington Beavers 2 games to 1

**ONTARIO PROVINCIAL CHAMPIONSHIP**

Orillia Terriers defeated Cornwall Indians 2 games to 0 (16-9, 16-7)

**EASTERN CANADA FINAL**

Orillia Terriers defeated Verdun Maple Leafs 2 games to 0 (19-6, 13-4)

**MANN CUP SEMI-FINAL**

Orillia Terriers defeated Elmwood 23-8

**MANN CUP – CANADIAN SENIOR CHAMPIONSHIP**

Orillia Terriers defeated Richmond Farmers 3 games to 0 (10-8, 9-6, 10-7)

**1936 ONTARIO AMATEUR LACROSSE ASSOCIATION - SENIOR 'A' LEAGUE**

| GROUP ONE                    | <u>GP</u> | <u>W</u> | <u>L</u> | <u>T</u> | <u>GF</u> | <u>GA</u> | <u>PTS</u> |
|------------------------------|-----------|----------|----------|----------|-----------|-----------|------------|
| Mimico Mountaineers          | 28        | 21       | 7        | 0        | 377       | 280       | 42         |
| Orillia Terriers*            | 28        | 21       | 7        | 0        | 298       | 190       | 42         |
| Toronto Marlboros            | 28        | 10       | 18       | 0        | 364       | 306       | 20         |
| Oshawa Lacrosse Club         | 28        | 0        | 28       | 0        | 133       | 330       | 0          |
| GROUP TWO                    | <u>GP</u> | <u>W</u> | <u>L</u> | <u>T</u> | <u>GF</u> | <u>GA</u> | <u>PTS</u> |
| St. Catharines Athletics     | 28        | 16       | 12       | 0        | 278       | 258       | 32         |
| Hamilton-Burlington Combines | 28        | 16       | 12       | 0        | 292       | 285       | 32         |
| Fergus Thistles              | 28        | 14       | 14       | 0        | 279       | 321       | 28         |
| Brampton Excelsiors          | 28        | 14       | 14       | 0        | 253       | 201       | 28         |

*Oshawa Lacrosse Club withdrew on July 22, 1936 and defaulted 12 games*

*Brampton Excelsiors withdrew on August 5, 1936 and defaulted 6 games*

**PLAYOFFS**

St. Catharines Athletics defeated Hamilton-Burlington Combines 17-11 in first-place tiebreaker

Orillia Terriers defeated Toronto Marlboros 2 games to 0

Hamilton-Burlington Combines defeated Fergus 2 games to 0

Orillia Terriers defeated Mimico Mountaineers 2 games to 1

Hamilton-Burlington defeated St. Catharines Athletics 2 games to 1

Orillia Terriers defeated Hamilton-Burlington Combines 2 games to 1

**ONTARIO PROVINCIAL CHAMPIONSHIP**

Orillia Terriers defeated Cornwall 2 games to 0 (14-7, 30-8)

**EASTERN CANADA FINAL**

Orillia Terriers defeated Montréal Canadiens 2 games to 0 (10-4, 12-4)

**WESTERN CANADA FINAL**

North Shore Indians defeated Winnipeg 2 games to 0 (16-5, 19-5)

#### DOMINION PLAYOFFS

North Shore Indians defeated Calgary Pontiacs 19-5  
North Shore Indians defeated Winnipeg West Ends 16-5

#### MANN CUP – CANADIAN SENIOR CHAMPIONSHIP

Orillia Terriers defeated North Shore Indians 3 games to 1 (10-8, 6-8, 11-9, 20-9)

#### 1937 ONTARIO AMATEUR LACROSSE ASSOCIATION - SENIOR 'A' LEAGUE

|                          | <u>GP</u> | <u>W</u> | <u>L</u> | <u>T</u> | <u>GF</u> | <u>GA</u> | <u>PTS</u> |
|--------------------------|-----------|----------|----------|----------|-----------|-----------|------------|
| Mimico Mountaineers      | 24        | 18       | 6        | 0        | 352       | 233       | 36         |
| Orillia Terriers*        | 24        | 18       | 6        | 0        | 325       | 255       | 36         |
| St. Catharines Athletics | 24        | 13       | 11       | 0        | 314       | 279       | 26         |
| Toronto Marlboros        | 24        | 12       | 12       | 0        | 339       | 306       | 24         |
| Brampton Excelsiors      | 24        | 11       | 13       | 0        | 280       | 249       | 22         |
| Fergus Thistles          | 24        | 9        | 15       | 0        | 254       | 371       | 18         |
| Brantford Native Sons    | 24        | 3        | 21       | 0        | 241       | 403       | 6          |

#### PLAYOFFS

Mimico Mountaineers defeated Fergus Thistles 2 games to 0  
Orillia Terriers defeated Brampton Excelsiors 2 games to 0  
St. Catharines Athletics defeated Toronto Marlboros 2 games to 0

Mimico Mountaineers defeated Fergus Thistles 2 games to 0  
Orillia Terriers defeated St. Catharines Athletics 2 games to 1

Orillia Terriers defeated Mimico Mountaineers 3 games to 1

#### ONTARIO PROVINCIAL CHAMPIONSHIP

Orillia Terriers defeated Cornwall 2 games to 1

#### EASTERN FINALS

Orillia Terriers defeated Montréal Canadiens 2 games to 0 (10-7, 27-6)

#### DOMINION PLAYOFFS

Orillia Terriers defeated Elmwood Pats 23-8  
Orillia Terriers defeated Calgary Rangers 28-8

#### MANN CUP – CANADIAN SENIOR CHAMPIONSHIP

New Westminster Salmonbellies defeated Orillia Terriers 3 games to 0 (11-9, 15-10, 19-12)

#### 1938 ONTARIO AMATEUR LACROSSE ASSOCIATION - SENIOR 'A' LEAGUE

|                              | <u>GP</u> | <u>W</u> | <u>L</u> | <u>T</u> | <u>GF</u> | <u>GA</u> | <u>PTS</u> |
|------------------------------|-----------|----------|----------|----------|-----------|-----------|------------|
| St. Catharines Athletics*    | 28        | 23       | 5        | 0        | 448       | 260       | 46         |
| Orillia Terriers             | 28        | 20       | 8        | 0        | 379       | 299       | 40         |
| Mimico Mountaineers          | 28        | 16       | 12       | 0        | 306       | 268       | 32         |
| Brampton Excelsiors          | 28        | 16       | 12       | 0        | 282       | 292       | 32         |
| Fergus Thistles              | 28        | 11       | 17       | 0        | 264       | 356       | 22         |
| Hamilton-Burlington Combines | 28        | 10       | 18       | 0        | 330       | 265       | 20         |
| Brantford Grands             | 24        | 0        | 24       | 0        | 97        | 266       | 0          |

*Brantford Grands folded in mid-season on July 12, 1938*

#### PLAYOFFS

Mimico Mountaineers defeated Brampton Excelsiors in tiebreaker two-game, total goals series (16-7, 12-15)

St. Catharines Athletics defeated Hamilton-Burlington Combines 2 games to 0  
Orillia Terriers defeated Fergus Thistles 2 games to 0  
Brampton Excelsiors defeated Mimico Mountaineers 2 games to 0

St. Catharines Athletics defeated Brampton Excelsiors 2 games to 0

St. Catharines Athletics defeated Orillia Terriers 3 games to 1

#### ONTARIO PROVINCIAL CHAMPIONSHIP

St. Catharines Athletics defeated Cornwall Seniors 2 games to 0 (17-11, 25-8)

#### MANN CUP – CANADIAN SENIOR CHAMPIONSHIP

St. Catharines Athletics defeated New Westminster Adanacs 3 games to 0 (18-11, 22-11, 10-7)

### 1939 ONTARIO LACROSSE ASSOCIATION

| SENIOR 'A' LEAGUE         | <u>GP</u> | <u>W</u> | <u>L</u> | <u>T</u> | <u>GF</u> | <u>GA</u> | <u>PTS</u> |
|---------------------------|-----------|----------|----------|----------|-----------|-----------|------------|
| St. Catharines Athletics* | 30        | 21       | 8        | 1        | 432       | 324       | 43         |
| Mimico Mountaineers       | 30        | 18       | 11       | 1        | 371       | 232       | 37         |
| Orillia Terriers          | 30        | 18       | 12       | 0        | 440       | 391       | 36         |
| Hamilton Tigers           | 30        | 18       | 12       | 0        | 453       | 400       | 36         |
| Fergus Thistles           | 30        | 10       | 20       | 0        | 319       | 424       | 20         |
| Brampton Excelsiors       | 30        | 4        | 26       | 0        | 300       | 444       | 8          |

#### PLAYOFFS

St. Catharines Athletics defeated Orillia Terriers 2 games to 1  
Mimico Mountaineers defeated Hamilton Tigers 2 games to 1  
Fergus Thistles defeated East York Intermediates 2 games to 0

St. Catharines Athletics defeated Fergus Thistles 2 games to 0

#### ONTARIO PROVINCIAL CHAMPIONSHIP

St. Catharines Athletics defeated Mimico Mountaineers 3 games to 1 (15-9, 8-10, 11-2, 9-5)

#### QUÉBEC PROVINCIAL CHAMPIONSHIP

Cornwall Seniors defeated Montréal Canadiens 3 games to 0 plus 1 tie (9-9, 10-8, 12-11, 11-8)

#### EASTERN FINAL

St. Catharines Athletics won (Cornwall Seniors withdrew)

#### DOMINION PLAYOFFS

St. Catharines Athletics defeated Elmwood Pats 20-10  
St. Catharines Athletics defeated Medicine Hat Badmen 32-8

#### MANN CUP – CANADIAN SENIOR CHAMPIONSHIP

New Westminster Adanacs defeated St. Catharines Athletics 3 games to 0 (12-10, 9-8, 15-11)

### 1940 ONTARIO LACROSSE ASSOCIATION

| SENIOR 'A' LEAGUE         | <u>GP</u> | <u>W</u> | <u>L</u> | <u>T</u> | <u>GF</u> | <u>GA</u> | <u>PTS</u> |
|---------------------------|-----------|----------|----------|----------|-----------|-----------|------------|
| St. Catharines Athletics* | 28        | 22       | 6        | 0        | 431       | 299       | 44         |
| Hamilton Tigers           | 28        | 15       | 13       | 0        | 385       | 320       | 30         |
| Mimico Mountaineers       | 30        | 16       | 14       | 0        | 370       | 366       | 32         |
| Orillia Terriers          | 30        | 16       | 14       | 0        | 369       | 372       | 32         |
| Brampton Excelsiors       | 30        | 15       | 15       | 0        | 336       | 360       | 30         |
| Fergus Thistles           | 26        | 2        | 24       | 0        | 236       | 410       | 4          |

*Results for four games involving Fergus unavailable*

#### PLAYOFFS

Mimico Mountaineers defeated Orillia Terriers in tiebreaker two-game, total goals series 27-12

St. Catharines Athletics defeated Orillia Terriers 2 games to 0  
Mimico Mountaineers defeated Hamilton Tigers 2 games to 0  
Brampton Excelsiors defeated the intermediate champion

Brampton Excelsiors defeated Mimico Mountaineers 2 games to 1

#### ONTARIO PROVINCIAL CHAMPIONSHIP

St. Catharines Athletics defeated Brampton Excelsiors 4 games to 1 (18-5, 9-8, 25-10, 11-18, 22-3)

#### QUÉBEC PROVINCIAL CHAMPIONSHIP

Cornwall Braves defeated St. Regis-Caughnawaga Indians 2 games to 0 (C-S, 11-10 OT)

#### DOMINION SEMI-FINAL

Vancouver Burrards defeated Cornwall Braves 2 games to 0 (17-8, 22-6)

#### MANN CUP – CANADIAN SENIOR CHAMPIONSHIP

St. Catharines Athletics defeated Vancouver Burrards 3 games to 1 (9-14, 15-5, 17-10, 18-5)

#### 1941 ONTARIO LACROSSE ASSOCIATION

| SENIOR 'A' LEAGUE         | <u>GP</u> | <u>W</u> | <u>L</u> | <u>T</u> | <u>GF</u> | <u>GA</u> | <u>PTS</u> |
|---------------------------|-----------|----------|----------|----------|-----------|-----------|------------|
| Mimico Mountaineers       | 24        | 19       | 5        | 0        | 321       | 249       | 38         |
| St. Catharines Athletics* | 24        | 14       | 10       | 0        | 288       | 259       | 28         |
| Hamilton Tigers           | 24        | 13       | 11       | 0        | 275       | 255       | 26         |
| Brampton Excelsiors       | 24        | 10       | 14       | 0        | 263       | 281       | 20         |
| Etobicoke Indians         | 24        | 4        | 20       | 0        | 237       | 340       | 8          |

#### PLAYOFFS

St. Catharines Athletics defeated Brampton Excelsiors 3 games to 0  
Hamilton Tigers defeated Mimico Mountaineers 3 games to 1

St. Catharines Athletics defeated Hamilton Tigers 4 games to 0  
Etobicoke Indians defeated Owen Sound Senior B 3 games to 2

St. Catharines Athletics defeated Etobicoke Indians 2 games to 1

#### EASTERN CANADA FINAL

St. Catharines Athletics defeated St. Regis-Caughnawaga Indians 2 games to 0 (18-5, 14-0\*)

*\*St. Regis-Caughnawaga Indians refused to play final period and forfeited*

#### MANN CUP – CANADIAN SENIOR CHAMPIONSHIP

St. Catharines Athletics defeated Richmond Farmers 3 games to 2 (10-9, 10-21, 17-9, 11-14, 11-9)

#### 1942 ONTARIO LACROSSE ASSOCIATION

| SENIOR 'A' LEAGUE         | <u>GP</u> | <u>W</u> | <u>L</u> | <u>T</u> | <u>GF</u> | <u>GA</u> | <u>PTS</u> |
|---------------------------|-----------|----------|----------|----------|-----------|-----------|------------|
| Mimico-Brampton Combines* | 24        | 13       | 9        | 2        | 299       | 267       | 28         |
| St. Catharines Athletics  | 24        | 13       | 10       | 1        | 265       | 248       | 27         |
| Owen Sound Georgians      | 22        | 11       | 10       | 1        | 272       | 257       | 25         |
| Hamilton Tigers           | 22        | 10       | 12       | 0        | 226       | 250       | 22         |
| Etobicoke Indians         | 24        | 8        | 14       | 2        | 249       | 289       | 18         |

*Owen Sound Georgians and Hamilton Tigers each won a 4-point game*

#### PLAYOFFS

Mimico-Brampton Combines defeated Owen Sound Georgians 3 games to 0  
St. Catharines Athletics defeated Hamilton Tigers 3 games to 0

#### ONTARIO PROVINCIAL CHAMPIONSHIP

Mimico-Brampton Combines defeated St. Catharines Athletics 4 games to 3 (10-6, X-X, X-X, X-X, 8-12, 30-7, 11-7)

#### QUÉBEC PROVINCIAL CHAMPIONSHIP

Lachine-Ville St. Pierre Combines defeated Montréal Shamrocks

#### DOMINION SEMI-FINAL

New Westminster Salmonbellies defeated Lachine-Ville St. Pierre Combines 2 games to 0 (18-4, 19-8)

#### MANN CUP – CANADIAN SENIOR CHAMPIONSHIP

Mimico-Brampton Combines defeated New Westminster Salmonbellies 3 games to 1 (10-7, 15-9, 8-14, 10-9)

#### 1943 ONTARIO LACROSSE ASSOCIATION

| SENIOR 'A' LEAGUE         | <u>GP</u> | <u>W</u> | <u>L</u> | <u>T</u> | <u>GF</u> | <u>GA</u> | <u>PTS</u> |
|---------------------------|-----------|----------|----------|----------|-----------|-----------|------------|
| Mimico-Brampton Combines* | 24        | 17       | 7        | 0        | 318       | 268       | 34         |
| St. Catharines Athletics  | 24        | 14       | 10       | 0        | 310       | 281       | 28         |
| Brampton Army Bullets     | 24        | 13       | 11       | 0        | 362       | 300       | 26         |
| Toronto Lakeshores        | 24        | 13       | 11       | 0        | 241       | 382       | 8          |

#### PLAYOFFS

Mimico-Brampton Combines defeated Brampton Army Bullets 2 games to 0  
Toronto defeated St. Catharines Athletics 2 games to 0

Mimico-Brampton Combines defeated Toronto Lakeshores 4 games to 2

#### EASTERN CANADA FINAL

Mimico-Brampton Combines defeated Lachine RCAF in two-game, total-goals series 35-18 (20-6, 15-13)

#### MANN CUP – CANADIAN SENIOR CHAMPIONSHIP

New Westminster Salmonbellies defeated Mimico-Brampton Combines 3 games to 1 (9-10, 10-5, 17-9, 22-6)

#### 1944 ONTARIO LACROSSE ASSOCIATION

| SENIOR 'A' LEAGUE         | <u>GP</u> | <u>W</u> | <u>L</u> | <u>T</u> | <u>GF</u> | <u>GA</u> | <u>PTS</u> |
|---------------------------|-----------|----------|----------|----------|-----------|-----------|------------|
| St. Catharines Athletics* | 16        | 13       | 3        | 0        | 289       | 169       | 26         |
| Toronto Lakeshores        | 16        | 11       | 5        | 0        | 229       | 224       | 22         |
| Brampton Excelsiors       | 16        | 9        | 7        | 0        | 239       | 229       | 18         |
| Mimico Mountaineers       | 16        | 5        | 11       | 0        | 182       | 214       | 10         |
| Burlington Braves         | 16        | 2        | 14       | 0        | 170       | 273       | 4          |

*Brampton Excelsiors dropped out of the league but were allowed to return during the playoffs*

#### PLAYOFFS

St. Catharines Athletics defeated Burlington Braves 3 games to 0

Mimico Mountaineers defeated Toronto Lakeshores 3 games to 1

St. Catharines Athletics defeated Brampton Excelsiors 3 games to 1

St. Catharines Athletics defeated Mimico Mountaineers 4 games to 2

#### MANN CUP – CANADIAN SENIOR CHAMPIONSHIP

St. Catharines Athletics defeated New Westminster Salmonbellies 3 games to 2 (17-10, 4-13, 11-10, 8-11 OT, 11-9)

#### 1945 ONTARIO LACROSSE ASSOCIATION

| SENIOR 'A' LEAGUE            | <u>GP</u> | <u>W</u> | <u>L</u> | <u>T</u> | <u>GF</u> | <u>GA</u> | <u>PTS</u> |
|------------------------------|-----------|----------|----------|----------|-----------|-----------|------------|
| Brampton-Lakeshore Combines  | 24        | 19       | 5        | 0        | 348       | 267       | 38         |
| St. Catharines Athletics*    | 24        | 18       | 6        | 0        | 323       | 204       | 36         |
| Mimico Mountaineers          | 24        | 7        | 16       | 1        | 272       | 334       | 15         |
| Hamilton-Burlington Combines | 24        | 3        | 20       | 1        | 222       | 360       | 7          |

#### PLAYOFFS

Brampton-Lakeshore Combines defeated Mimico Mountaineers 3 games to 1

St. Catharines Athletics defeated Hamilton-Burlington Combines 3 games to 0

St. Catharines Athletics defeated Brampton-Lakeshore Combines 4 games to 2

#### EASTERN CANADA FINAL

St. Catharines Athletics defeated Mimico Mountaineers 4 games to 2

#### MANN CUP – CANADIAN SENIOR CHAMPIONSHIP

Vancouver Burrards defeated St. Catharines Athletics 3 games to 0 (12-6, 18-7, 14-5)

#### 1946 ONTARIO LACROSSE ASSOCIATION

| SENIOR 'A' LEAGUE         | <u>GP</u> | <u>W</u> | <u>L</u> | <u>T</u> | <u>GF</u> | <u>GA</u> | <u>PTS</u> |
|---------------------------|-----------|----------|----------|----------|-----------|-----------|------------|
| St. Catharines Athletics* | 30        | 24       | 5        | 1        | 582       | 351       | 49         |
| Mimico Mountaineers       | 30        | 23       | 6        | 1        | 512       | 346       | 47         |
| Hamilton Tigers           | 30        | 17       | 13       | 0        | 451       | 376       | 34         |
| Owen Sound Georgians      | 30        | 17       | 13       | 0        | 463       | 440       | 34         |
| Barrie Lakeshores         | 30        | 13       | 17       | 0        | 455       | 455       | 26         |
| Brampton Excelsiors       | 30        | 7        | 23       | 0        | 357       | 546       | 12         |
| Orillia Terriers          | 30        | 3        | 27       | 0        | 322       | 628       | 6          |

#### PLAYOFFS

Barrie Lakeshores defeated Brampton Excelsiors 3 games to 0

St. Catharines Athletics defeated Hamilton Tigers 3 games to 0

Mimico Mountaineers defeated Owen Sound Georgians 3 games to 0

St. Catharines Athletics defeated Barrie Lakeshores 2 games to 0

#### ONTARIO PROVINCIAL CHAMPIONSHIP

St. Catharines Athletics defeated Mimico Mountaineers

#### EASTERN CANADA FINAL

St. Catharines Athletics defeated Québec Montagnards 2 games to 0 (19-12, 16-7)

#### MANN CUP – CANADIAN SENIOR CHAMPIONSHIP

St. Catharines Athletics defeated New Westminster Salmonbellies 3 games to 0 (11-10, 18-9, 11-7)

## 1947 ONTARIO LACROSSE ASSOCIATION

| SENIOR 'A' LEAGUE        | <u>GP</u> | <u>W</u> | <u>L</u> | <u>T</u> | <u>GF</u> | <u>GA</u> | <u>PTS</u> |
|--------------------------|-----------|----------|----------|----------|-----------|-----------|------------|
| Hamilton Tigers          | 30        | 21       | 9        | 0        | 375       | 312       | 42         |
| St. Catharines Athletics | 30        | 21       | 9        | 0        | 426       | 303       | 42         |
| Mimico Mountaineers*     | 30        | 16       | 14       | 0        | 428       | 359       | 32         |
| Owen Sound Georgians     | 30        | 16       | 14       | 0        | 375       | 388       | 32         |
| Brampton Excelsiors      | 30        | 8        | 22       | 0        | 295       | 423       | 16         |
| Toronto West Yorks       | 30        | 8        | 22       | 0        | 301       | 415       | 16         |

### TIE-BREAKERS

Hamilton Tigers defeated St. Catharines Athletics 2 games to 0 in two games, total goals tiebreaker

Mimico Mountaineers defeated Owen Sound Georgians 2 games to 0 in two games, total goals tiebreaker

Brampton Excelsiors defeated West York 2 games to 0 in two games, total goals tiebreaker

### PLAYOFFS

St. Catharines Athletics defeated Owen Sound Georgians 3 games to 2

Mimico Mountaineers defeated Hamilton Tigers 3 games to 0

Brampton Excelsiors defeated West York 3 games to 2

Mimico Mountaineers defeated Brampton Excelsiors 2 games to 0

### ONTARIO PROVINCIAL CHAMPIONSHIP

Mimico Mountaineers defeated St. Catharines Athletics 4 games to 0

### QUÉBEC PROVINCIAL CHAMPIONSHIP

Cornwall Flyers defeated Québec Montagnards

### EASTERN CANADA FINAL

Mimico Mountaineers defeated Cornwall Flyers 2 games to 0 (14-3, X-X)

### MANN CUP – CANADIAN SENIOR CHAMPIONSHIP

New Westminster Adanacs defeated Mimico Mountaineers 3 games to 0 (17-14, 13-9, 18-9)

## 1948 ONTARIO LACROSSE ASSOCIATION

| SENIOR 'A' LEAGUE        | <u>GP</u> | <u>W</u> | <u>L</u> | <u>T</u> | <u>GF</u> | <u>GA</u> | <u>PTS</u> |
|--------------------------|-----------|----------|----------|----------|-----------|-----------|------------|
| Owen Sound Crescents     | 30        | 24       | 5        | 1        | 430       | 277       | 47         |
| St. Catharines Athletics | 30        | 23       | 7        | 0        | 318       | 202       | 46         |
| Mimico Mountaineers      | 28        | 16       | 11       | 1        | 299       | 296       | 33         |
| Hamilton Tigers*         | 30        | 15       | 13       | 2        | 269       | 258       | 32         |
| Brampton Excelsiors      | 30        | 10       | 19       | 1        | 321       | 288       | 21         |
| Weston Yorks             | 28        | 8        | 19       | 1        | 238       | 267       | 17         |
| Fergus Thistles          | 29        | 4        | 25       | 0        | 272       | 430       | 8          |

### PLAYOFFS

Hamilton Tigers defeated St. Catharines Athletics 4 games to 3

Mimico Mountaineers defeated Owen Sound Crescents 4 games to 1

Brampton Excelsiors defeated Weston Yorks 4 games to 0

Mimico Mountaineers defeated Brampton 2 games to 0

### ONTARIO PROVINCIAL CHAMPIONSHIP

Hamilton Tigers defeated Mimico Mountaineers 4 games to 0 (6-5, 10-4, 16-10, 12-10 OT)

### QUÉBEC PROVINCIAL CHAMPIONSHIP

Cornwall Flyers defeated Québec All-Stars 4 games to 0

### EASTERN CANADA FINAL

Hamilton Tigers defeated Cornwall Flyers 2 games to 1 (13-4, 12-14, 20-10)

### MANN CUP – CANADIAN SENIOR CHAMPIONSHIP

Hamilton Tigers defeated New Westminster Adanacs 3 games to 2 (6-11, 11-13, 12-7, 9-7, 12-8)



### 1949 ONTARIO LACROSSE ASSOCIATION

| SENIOR 'A' LEAGUE        | <u>GP</u> | <u>W</u> | <u>L</u> | <u>T</u> | <u>GF</u> | <u>GA</u> | <u>PTS</u> |
|--------------------------|-----------|----------|----------|----------|-----------|-----------|------------|
| Brampton Excelsiors      | 36        | 26       | 10       | 0        | 494       | 380       | 56         |
| Owen Sound Crescents     | 36        | 22       | 13       | 1        | 459       | 364       | 45         |
| St. Catharines Athletics | 36        | 21       | 14       | 1        | 437       | 373       | 43         |
| Mimico Mountaineers      | 36        | 21       | 15       | 0        | 515       | 456       | 42         |
| Hamilton Tigers*         | 36        | 20       | 15       | 1        | 397       | 397       | 41         |
| Peterborough Lumberjacks | 36        | 8        | 28       | 0        | 395       | 570       | 16         |
| Weston Lacrosse Club     | 36        | 6        | 29       | 1        | 332       | 489       | 13         |

#### PLAYOFFS

Brampton Excelsiors defeated St. Catharines Athletics 4 games to 3  
Hamilton Tigers defeated Peterborough Lumberjacks 4 games to 0  
Owen Sound Crescents defeated Mimico Mountaineers 4 games to 3

Hamilton Tigers defeated Owen Sound Crescents 2 games to 1

Hamilton Tigers defeated Brampton Excelsiors 3 games to 0

#### MANN CUP – CANADIAN SENIOR CHAMPIONSHIP

Vancouver Burrards defeated Hamilton Tigers 3 games to 1 (12-10, 10-16, 16-14, 12-6)

### 1950 ONTARIO LACROSSE ASSOCIATION

| SENIOR 'A' LEAGUE                    | <u>GP</u> | <u>W</u> | <u>L</u> | <u>T</u> | <u>GF</u> | <u>GA</u> | <u>PTS</u> |
|--------------------------------------|-----------|----------|----------|----------|-----------|-----------|------------|
| Owen Sound Crescents*                | 28        | 22       | 6        | 0        | 382       | 219       | 44         |
| St. Catharines Athletics             | 28        | 20       | 8        | 0        | 382       | 310       | 40         |
| Hamilton Tigers                      | 28        | 18       | 10       | 0        | 303       | 261       | 36         |
| Brampton Excelsiors                  | 28        | 16       | 12       | 0        | 376       | 277       | 32         |
| Mimico Mountaineers                  | 28        | 16       | 12       | 0        | 337       | 297       | 32         |
| Peterborough Timbermen               | 28        | 15       | 13       | 0        | 345       | 286       | 30         |
| Toronto Ravinas / Toronto Riverdales | 28        | 3        | 25       | 0        | 275       | 492       | 6          |
| Weston Lions                         | 28        | 2        | 26       | 0        | 246       | 504       | 4          |

#### PLAYOFFS

Brampton Excelsiors defeated Mimico Mountaineers in two game tie-breaker (23-14, 14-13)

Hamilton Tigers defeated Brampton Excelsiors 4 games to 1  
Owen Sound Crescents defeated Peterborough Timbermen 4 games to 1  
St. Catharines Athletics defeated Mimico Mountaineers 4 games to 2

St. Catharines Athletics defeated Hamilton Tigers 2 games to 1

Owen Sound Crescents defeated St. Catharines Athletics 4 games to 3

#### MANN CUP – CANADIAN SENIOR CHAMPIONSHIP

Owen Sound Crescents defeated New Westminster Adanacs 4 games to 3 (8-7, 13-6, 9-13, 5-7, 8-5, 5-6, 15-7)

### 1951 ONTARIO LACROSSE ASSOCIATION

| SENIOR 'A' LEAGUE        | <u>GP</u> | <u>W</u> | <u>L</u> | <u>T</u> | <u>GF</u> | <u>GA</u> | <u>PTS</u> |
|--------------------------|-----------|----------|----------|----------|-----------|-----------|------------|
| Peterborough Timbermen*  | 30        | 23       | 7        | 0        | 411       | 262       | 46         |
| Mimico Mountaineers      | 30        | 19       | 10       | 1        | 362       | 329       | 39         |
| Hamilton Tigers          | 30        | 17       | 13       | 0        | 292       | 250       | 34         |
| St. Catharines Athletics | 30        | 16       | 14       | 0        | 341       | 328       | 32         |
| Brampton Excelsiors      | 30        | 10       | 19       | 1        | 301       | 366       | 21         |
| Fergus Thistles          | 30        | 9        | 21       | 0        | 293       | 363       | 18         |
| Toronto West Yorks       | 30        | 9        | 21       | 0        | 279       | 381       | 18         |

#### PLAYOFFS

Fergus Thistles defeated Toronto West Yorks in two game, total goals tiebreaker 20-17 (7-12, 13-5)

Mimico Mountaineers defeated Brampton Excelsiors 3 games to 0

Peterborough Timbermen defeated Fergus Thistles 3 games to 1

Hamilton Tigers defeated St. Catharines Athletics 3 games to 2 plus 1 tie

Mimico Mountaineers defeated Hamilton Tigers 3 games to 1

Peterborough Timbermen defeated Mimico Mountaineers 4 games to 1

#### MANN CUP – CANADIAN SENIOR CHAMPIONSHIP

Peterborough Timbermen defeated Vancouver Combines 4 games to 3 (16-9, 7-11, 7-12, 13-4, 10-15, 14-3, 13-7)

#### 1952 ONTARIO LACROSSE ASSOCIATION

| SENIOR 'A' LEAGUE        | <u>GP</u> | <u>W</u> | <u>L</u> | <u>T</u> | <u>GF</u> | <u>GA</u> | <u>PTS</u> |
|--------------------------|-----------|----------|----------|----------|-----------|-----------|------------|
| Peterborough Timbermen*  | 30        | 23       | 7        | 0        | 416       | 250       | 46         |
| Mimico Mountaineers      | 30        | 20       | 10       | 0        | 357       | 353       | 40         |
| Toronto West Yorks       | 30        | 17       | 13       | 0        | 328       | 348       | 34         |
| Hamilton Tigers          | 30        | 15       | 15       | 0        | 294       | 282       | 30         |
| Owen Sound Crescents     | 30        | 12       | 18       | 0        | 320       | 389       | 24         |
| St. Catharines Athletics | 30        | 11       | 19       | 0        | 360       | 387       | 22         |
| Fergus Thistles          | 30        | 7        | 23       | 0        | 366       | 482       | 14         |

#### PLAYOFFS

Peterborough Timbermen defeated St. Catharines Athletics 3 games to 1

Mimico Mountaineers defeated Owen Sound Crescents 3 games to 2

Toronto West Yorks defeated Hamilton Tigers 3 games to 1

Toronto West Yorks defeated Mimico Mountaineers 3 games to 0

Peterborough Timbermen defeated Toronto West Yorks 4 games to 3

#### MANN CUP – CANADIAN SENIOR CHAMPIONSHIP

Peterborough Timbermen defeated Vancouver Pilseners 4 games to 0 (9-1, 8-7, 9-8, 15-6)

#### 1953 ONTARIO LACROSSE ASSOCIATION

| SENIOR 'A' LEAGUE        | <u>GP</u> | <u>W</u> | <u>L</u> | <u>T</u> | <u>GF</u> | <u>GA</u> | <u>PTS</u> |
|--------------------------|-----------|----------|----------|----------|-----------|-----------|------------|
| Peterborough Trailermen* | 30        | 25       | 5        | 0        | 451       | 249       | 50         |
| St. Catharines Athletics | 30        | 24       | 6        | 0        | 484       | 280       | 48         |
| Orillia Terriers         | 30        | 15       | 15       | 0        | 414       | 398       | 30         |
| Fergus Thistles          | 30        | 14       | 16       | 0        | 394       | 341       | 28         |
| Hamilton Tigers          | 30        | 13       | 17       | 0        | 318       | 383       | 26         |
| Brampton Excelsiors      | 12        | 3        | 9        | 0        | 146       | 205       | 6          |
| Mimico Mountaineers      | 30        | 2        | 28       | 0        | 243       | 504       | 4          |

#### PLAYOFFS

Peterborough Trailermen defeated Orillia Terriers 4 games to 0

St. Catharines Athletics defeated Fergus Thistles 4 games to 0

Peterborough Trailermen defeated St. Catharines Athletics 4 games to 1

#### MANN CUP – CANADIAN SENIOR CHAMPIONSHIP

Peterborough Trailermen defeated Victoria Shamrocks 4 games to 1 (13-12, 10-7, 7-8, 13-4, 8-5)

### 1954 ONTARIO LACROSSE ASSOCIATION

| SENIOR 'A' LEAGUE        | <u>GP</u> | <u>W</u> | <u>L</u> | <u>T</u> | <u>GF</u> | <u>GA</u> | <u>PTS</u> |
|--------------------------|-----------|----------|----------|----------|-----------|-----------|------------|
| Peterborough Trailermen* | 30        | 23       | 6        | 1        | 339       | 215       | 47         |
| St. Catharines Athletics | 27        | 17       | 10       | 0        | 276       | 204       | 34         |
| Hamilton Tigers          | 30        | 11       | 18       | 1        | 277       | 311       | 23         |
| Mimico Mountaineers      | 27        | 5        | 22       | 0        | 150       | 312       | 10         |

#### PLAYOFFS

| PRELIMINARY ROUND-ROBIN  | <u>GP</u> | <u>W</u> | <u>L</u> | <u>T</u> | <u>GF</u> | <u>GA</u> | <u>PTS</u> |
|--------------------------|-----------|----------|----------|----------|-----------|-----------|------------|
| Peterborough Trailermen  | 6         | 4        | 2        | 0        | 72        | 46        | 8          |
| St. Catharines Athletics | 7         | 4        | 3        | 0        | 68        | 60        | 8          |
| Hamilton Tigers          | 5         | 1        | 4        | 0        | 40        | 74        | 2          |

Peterborough Trailermen defeated St. Catharines Athletics 4 games to 0

#### MANN CUP – CANADIAN SENIOR CHAMPIONSHIP

Peterborough Trailermen defeated Victoria Shamrocks 4 games to 1 (4-8, 11-4, 9-4, 10-8, 10-3)

### 1955 ONTARIO LACROSSE ASSOCIATION

| SENIOR 'A' LEAGUE        | <u>GP</u> | <u>W</u> | <u>L</u> | <u>T</u> | <u>GF</u> | <u>GA</u> | <u>PTS</u> |
|--------------------------|-----------|----------|----------|----------|-----------|-----------|------------|
| Peterborough Trailermen* | 24        | 19       | 5        | 0        | 419       | 221       | 38         |
| St. Catharines Athletics | 24        | 13       | 11       | 0        | 281       | 308       | 26         |
| Fergus Thistles          | 23        | 12       | 11       | 0        | 299       | 315       | 24         |
| Hamilton Lincoln Burners | 23        | 3        | 20       | 0        | 212       | 367       | 6          |

#### PLAYOFFS

Peterborough Trailermen defeated St. Catharines Athletics 4 games to 0

Fergus Thistles defeated Hamilton Lincoln Burners 4 games to 1

Peterborough Trailermen defeated Fergus Thistles 4 games to 0

#### MANN CUP – CANADIAN SENIOR CHAMPIONSHIP

Victoria Shamrocks defeated Peterborough Trailermen 4 games to 1 (12-15, 10-7, 14-5, 10-8, 17-9)

### 1956 ONTARIO LACROSSE ASSOCIATION

| SENIOR 'A' LEAGUE        | <u>GP</u> | <u>W</u> | <u>L</u> | <u>T</u> | <u>GF</u> | <u>GA</u> | <u>PTS</u> |
|--------------------------|-----------|----------|----------|----------|-----------|-----------|------------|
| Peterborough Trailermen* | 25        | 19       | 6        | 0        | 275       | 196       | 38         |
| Hamilton Lincoln Burners | 25        | 14       | 11       | 0        | 269       | 230       | 28         |
| St. Catharines Athletics | 25        | 14       | 11       | 0        | 269       | 249       | 28         |
| Long Branch Monarchs     | 25        | 7        | 18       | 0        | 219       | 301       | 14         |
| Fergus Thistles          | 12        | 2        | 10       | 0        | 100       | 156       | 4          |

#### PLAYOFFS

Peterborough Trailermen defeated St. Catharines Athletics 4 games to 2

Hamilton Lincoln Burners defeated Long Branch Monarchs 4 games to 0

Peterborough Trailermen defeated Hamilton Lincoln Burners 4 games to 2

#### MANN CUP – CANADIAN SENIOR CHAMPIONSHIP

Nanaimo Timbermen defeated Peterborough Trailermen 4 games to 1 (15-13, 10-9 OT, 10-8 OT, 7-14, 8-7)

### 1957 ONTARIO LACROSSE ASSOCIATION

| SENIOR 'A' LEAGUE        | <u>GP</u> | <u>W</u> | <u>L</u> | <u>T</u> | <u>GF</u> | <u>GA</u> | <u>PTS</u> |
|--------------------------|-----------|----------|----------|----------|-----------|-----------|------------|
| Peterborough Trailermen* | 18        | 13       | 5        | 0        | 228       | 170       | 26         |
| Long Branch Pontiacs     | 18        | 12       | 6        | 0        | 185       | 175       | 24         |
| Hamilton Lincoln Burners | 18        | 6        | 12       | 0        | 190       | 186       | 12         |
| St. Catharines Athletics | 18        | 5        | 13       | 0        | 159       | 231       | 10         |

#### PLAYOFFS

Peterborough Trailermen defeated Hamilton Lincoln Burners 4 games to 2

Long Branch Pontiacs defeated St. Catharines Athletics 4 games to 0

Peterborough Trailermen defeated Long Branch Pontiacs 4 games to 0

#### MANN CUP – CANADIAN SENIOR CHAMPIONSHIP

Victoria Shamrocks versus Peterborough Trailermen

*Peterborough Trailermen refused to play the first game of the Mann Cup in protest after the Canadian Lacrosse Association declared one of their players ineligible to play. The team was suspended on September 16, 1957 by the Ontario Lacrosse Association and the Long Branch Pontiacs took their place in the series.*

Victoria Shamrocks defeated Long Branch Pontiacs 4 games to 0 (12-4, 12-9 OT, 14-6, 13-4)

### 1958 ONTARIO LACROSSE ASSOCIATION

| SENIOR 'A' LEAGUE          | <u>GP</u> | <u>W</u> | <u>L</u> | <u>T</u> | <u>GF</u> | <u>GA</u> | <u>PTS</u> |
|----------------------------|-----------|----------|----------|----------|-----------|-----------|------------|
| Welland-Crowland Switsons* | 23        | 20       | 3        | 0        | 322       | 178       | 40         |
| Brampton Excelsiors        | 24        | 18       | 6        | 0        | 251       | 204       | 32         |
| Long Branch Monarchs       | 22        | 11       | 11       | 0        | 223       | 206       | 22         |
| Peterborough Timbermen     | 24        | 9        | 15       | 0        | 246       | 278       | 18         |
| Hamilton Lincoln Burners   | 23        | 7        | 16       | 0        | 176       | 247       | 14         |
| Mimico Mountaineers        | 19        | 3        | 16       | 0        | 138       | 229       | 6          |

#### PLAYOFFS

Welland-Crowland Switsons defeated Long Branch Monarchs 4 games to 2

Brampton Excelsiors defeated Peterborough Timbermen 4 games to 1

Welland-Crowland Switsons defeated Brampton Excelsiors 4 games to 0

#### MANN CUP – CANADIAN SENIOR CHAMPIONSHIP

New Westminster Salmonbellies defeated Welland-Crowland Switsons 4 games to 0 (20-7, 7-4, 17-6, 14-6)

### 1959 ONTARIO LACROSSE ASSOCIATION

| SENIOR 'A' LEAGUE          | <u>GP</u> | <u>W</u> | <u>L</u> | <u>T</u> | <u>GF</u> | <u>GA</u> | <u>PTS</u> |
|----------------------------|-----------|----------|----------|----------|-----------|-----------|------------|
| Peterborough Mercurys*     | 23        | 17       | 6        | 0        | 274       | 196       | 34         |
| Welland-Crowland Switsons  | 22        | 12       | 10       | 0        | 215       | 230       | 24         |
| Long Branch Dixie Castrols | 24        | 10       | 14       | 0        | 205       | 240       | 20         |
| Brampton Excelsiors        | 23        | 7        | 16       | 0        | 212       | 240       | 14         |

#### PLAYOFFS

Peterborough Mercurys defeated Long Branch Dixie Castrols 4 games to 1

Brampton Excelsiors defeated Welland-Crowland Switsons 4 games to 2

Peterborough Mercurys defeated Brampton Excelsiors 4 games to 0

#### MANN CUP – CANADIAN SENIOR CHAMPIONSHIP

New Westminster O'Keefes defeated Peterborough Mercurys 4 games to 0 (12-5, 18-11, 14-9, 13-4)

**1960 ONTARIO LACROSSE ASSOCIATION**

| SENIOR 'A' LEAGUE        | <u>GP</u> | <u>W</u> | <u>L</u> | <u>T</u> | <u>GF</u> | <u>GA</u> | <u>PTS</u> |
|--------------------------|-----------|----------|----------|----------|-----------|-----------|------------|
| Port Credit Sailors*     | 24        | 17       | 7        | 0        | 241       | 189       | 34         |
| St. Catharines Athletics | 24        | 12       | 11       | 1        | 222       | 194       | 25         |
| Brampton Excelsiors      | 24        | 11       | 13       | 0        | 218       | 228       | 22         |
| Peterborough Mercurys    | 24        | 7        | 16       | 1        | 193       | 263       | 15         |

**PLAYOFFS**

Port Credit Sailors defeated Brampton Excelsiors 4 games to 2

St. Catharines Athletics defeated Peterborough Mercurys 4 games to 1

Port Credit Sailors defeated St. Catharines Athletics 4 games to 1

**MANN CUP – CANADIAN SENIOR CHAMPIONSHIP**

Port Credit Sailors defeated Nanaimo Labatts 4 games to 1 (10-9, 12-11, 17-13, 5-11, 9-7)

**1961 ONTARIO LACROSSE ASSOCIATION**

| SENIOR 'A' LEAGUE        | <u>GP</u> | <u>W</u> | <u>L</u> | <u>T</u> | <u>GF</u> | <u>GA</u> | <u>PTS</u> |
|--------------------------|-----------|----------|----------|----------|-----------|-----------|------------|
| Port Credit Sailors      | 24        | 18       | 6        | 0        | 290       | 160       | 36         |
| Brampton Ramblers*       | 24        | 16       | 8        | 0        | 220       | 181       | 32         |
| St. Catharines Athletics | 24        | 13       | 11       | 0        | 246       | 216       | 26         |
| Brooklin Hillcrests      | 24        | 10       | 14       | 0        | 227       | 242       | 20         |
| Niagara Falls Scobies    | 24        | 3        | 21       | 0        | 157       | 341       | 6          |

**PLAYOFFS**

Port Credit Sailors defeated St. Catharines Athletics 4 games to 2

Brampton Ramblers defeated Brooklin Hillcrests 4 games to 3

Brampton Ramblers defeated Port Credit Sailors 4 games to 3

**MANN CUP – CANADIAN SENIOR CHAMPIONSHIP**

Vancouver Carlings defeated Brampton Ramblers 4 games to 0 (14-6, 11-4, 13-0, 9-8)

**1962 ONTARIO LACROSSE ASSOCIATION**

| SENIOR 'A' LEAGUE        | <u>GP</u> | <u>W</u> | <u>L</u> | <u>T</u> | <u>GF</u> | <u>GA</u> | <u>PTS</u> |
|--------------------------|-----------|----------|----------|----------|-----------|-----------|------------|
| Brampton Ramblers*       | 24        | 19       | 5        | 0        | 262       | 174       | 38         |
| Brooklin Hillcrests      | 24        | 13       | 11       | 0        | 239       | 196       | 26         |
| Port Credit Sailors      | 24        | 10       | 14       | 0        | 188       | 216       | 20         |
| St. Catharines Athletics | 24        | 6        | 18       | 0        | 179       | 282       | 12         |

**PLAYOFFS**

Brampton Ramblers defeated Port Credit Sailors 4 games to 2

Brooklin Hillcrests defeated St. Catharines Athletics 4 games to 1

Brampton Ramblers defeated Brooklin Hillcrests 4 games to 1

**MANN CUP – CANADIAN SENIOR CHAMPIONSHIP**

New Westminster O'Keefes defeated Brampton Ramblers 4 games to 0 (11-8, 10-5, 20-11, 10-6)

**1963 ONTARIO LACROSSE ASSOCIATION**

| SENIOR 'A' LEAGUE         | <u>GP</u> | <u>W</u> | <u>L</u> | <u>T</u> | <u>GF</u> | <u>GA</u> | <u>PTS</u> |
|---------------------------|-----------|----------|----------|----------|-----------|-----------|------------|
| Brooklin Hillcrests       | 24        | 15       | 9        | 0        | 230       | 179       | 30         |
| St. Catharines Athletics* | 23        | 14       | 9        | 0        | 217       | 192       | 28         |
| Port Credit Sailors       | 23        | 10       | 13       | 0        | 195       | 220       | 20         |
| Brampton Sealtests        | 24        | 8        | 16       | 0        | 193       | 244       | 19         |

**PLAYOFFS**

Port Credit Sailors defeated Brooklin Hillcrests 4 games to 3

St. Catharines Athletics defeated Brampton Sealtests 4 games to 3

St. Catharines Athletics defeated Port Credit Sailors 4 games to 0

**MANN CUP – CANADIAN SENIOR CHAMPIONSHIP**

Vancouver Carlings defeated St. Catharines Athletics 4 games to 2 (19-3, 11-5, 12-7, 12-19, 6-9, 12-6)

### 1964 ONTARIO LACROSSE ASSOCIATION

| <u>SENIOR 'A' LEAGUE</u> | <u>GP</u> | <u>W</u> | <u>L</u> | <u>T</u> | <u>GF</u> | <u>GA</u> | <u>PTS</u> |
|--------------------------|-----------|----------|----------|----------|-----------|-----------|------------|
| Brooklin Merchants *     | 24        | 18       | 6        | 0        | 258       | 197       | 36         |
| Brampton Sealtests       | 24        | 15       | 9        | 0        | 271       | 236       | 30         |
| St. Catharines Athletics | 24        | 14       | 10       | 0        | 255       | 225       | 28         |
| Peterborough Speedy Erns | 24        | 10       | 14       | 0        | 260       | 295       | 20         |
| Port Credit Sailors      | 24        | 8        | 16       | 0        | 246       | 276       | 16         |
| Huntsville Hawks         | 24        | 7        | 17       | 0        | 222       | 283       | 14         |

#### PLAYOFFS

Brooklin Merchants defeated St. Catharines Athletics 4 games to 3  
Brampton Sealtests defeated Peterborough Speedy Erns 4 games to 3

Brooklin Merchants defeated Brampton Sealtests 4 games to 3

#### MANN CUP – CANADIAN SENIOR CHAMPIONSHIP

Vancouver Carlings defeated Brooklin Merchants 4 games to 3 (8-10, 7-11, 9-5, 10-14, 13-10, 13-12, 10-5)

### 1965 ONTARIO LACROSSE ASSOCIATION

| <u>SENIOR 'A' LEAGUE</u> | <u>GP</u> | <u>W</u> | <u>L</u> | <u>T</u> | <u>GF</u> | <u>GA</u> | <u>PTS</u> |
|--------------------------|-----------|----------|----------|----------|-----------|-----------|------------|
| Brooklin Merchants*      | 24        | 16       | 8        | 0        | 266       | 195       | 32         |
| Brampton Excelsiors      | 24        | 16       | 8        | 0        | 310       | 231       | 32         |
| Peterborough Speedy Erns | 24        | 15       | 8        | 1        | 316       | 247       | 31         |
| St. Catharines Athletics | 24        | 11       | 13       | 0        | 212       | 262       | 22         |
| Port Credit Sailors      | 24        | 7        | 16       | 1        | 218       | 289       | 15         |
| Huntsville Hawks         | 24        | 6        | 18       | 0        | 199       | 297       | 12         |

#### PLAYOFFS

Brooklin Merchants defeated Peterborough Speedy Erns 4 games to 0  
Brampton Excelsiors defeated St. Catharines Athletics 4 games to 3

Brooklin Merchants defeated Brampton Excelsiors 4 games to 3

#### MANN CUP – CANADIAN SENIOR CHAMPIONSHIP

New Westminster O'Keefes defeated Brooklin Merchants 4 games to 3 (11-5, 5-6, 15-14 OT, 9-14, 8-7, 17-7, 11-3)

### 1966 ONTARIO LACROSSE ASSOCIATION

| <u>SENIOR 'A' LEAGUE</u>  | <u>GP</u> | <u>W</u> | <u>L</u> | <u>T</u> | <u>GF</u> | <u>GA</u> | <u>PTS</u> |
|---------------------------|-----------|----------|----------|----------|-----------|-----------|------------|
| Peterborough Pepsi Petes* | 23        | 15       | 7        | 1        | 279       | 218       | 31         |
| Brampton Excelsiors       | 21        | 11       | 8        | 2        | 189       | 184       | 24         |
| Toronto Maple Leafs       | 22        | 12       | 9        | 1        | 260       | 234       | 25         |
| Brooklin Merchants        | 22        | 9        | 13       | 0        | 228       | 234       | 18         |
| St. Catharines Athletics  | 16        | 3        | 13       | 0        | 106       | 192       | 6          |

*Standings incomplete; not including two games between St. Catharines and Brampton, two games between St. Catharines and Brooklin, one game between St. Catharines and Peterborough, two games between St. Catharines and Toronto, and one game between Brampton and Peterborough. Brampton won at least one of these games to finish in second place.*

#### PLAYOFFS

Peterborough Pepsi Petes defeated Toronto Maple Leafs 4 games to 0  
Brampton Excelsiors defeated Brooklin Merchants 4 games to 3

Peterborough Pepsi Petes defeated Brampton Excelsiors 4 games to 3

#### MANN CUP – CANADIAN SENIOR CHAMPIONSHIP

Peterborough Pepsi Petes defeated Vancouver Carlings 4 games to 1 (9-11, 9-8, 8-6, 10-9, 11-8)

### 1967 ONTARIO LACROSSE ASSOCIATION

| SENIOR 'A' LEAGUE     | <u>GP</u> | <u>W</u> | <u>L</u> | <u>T</u> | <u>GF</u> | <u>GA</u> | <u>PTS</u> |
|-----------------------|-----------|----------|----------|----------|-----------|-----------|------------|
| Peterborough Don Byes | 24        | 17       | 4        | 3        | 288       | 212       | 37         |
| Brooklin Redmen*      | 24        | 12       | 12       | 0        | 250       | 250       | 24         |
| Brampton Excelsiors   | 24        | 9        | 14       | 1        | 197       | 226       | 19         |
| Toronto Maple Leafs   | 24        | 7        | 15       | 2        | 234       | 281       | 16         |

#### PLAYOFFS

Brampton Excelsiors defeated Peterborough Don Byes 4 games to 3

Brooklin Redmen defeated Toronto Maple Leafs 4 games to 3

Brooklin Redmen defeated Brampton Excelsiors 4 games to 3

#### MANN CUP – CANADIAN SENIOR CHAMPIONSHIP

Vancouver Carlings defeated Brooklin Redmen 4 games to 2 (8-9, 9-5, 19-5, 13-4, 4-11, 5-2)

### 1968 NATIONAL LACROSSE ASSOCIATION

| EASTERN DIVISION    | <u>GP</u> | <u>W</u> | <u>L</u> | <u>T</u> | <u>GF</u> | <u>GA</u> | <u>PTS</u> |
|---------------------|-----------|----------|----------|----------|-----------|-----------|------------|
| Detroit Olympics    | 38        | 24       | 14       | 0        | 511       | 441       | 48         |
| Peterborough Lakers | 38        | 21       | 17       | 0        | 478       | 397       | 42         |
| Montréal Canadiens  | 38        | 14       | 24       | 0        | 410       | 514       | 28         |
| Toronto Maple Leafs | 38        | 13       | 25       | 0        | 375       | 452       | 26         |

| WESTERN DIVISION               | <u>GP</u> | <u>W</u> | <u>L</u> | <u>T</u> | <u>GF</u> | <u>GA</u> | <u>PTS</u> |
|--------------------------------|-----------|----------|----------|----------|-----------|-----------|------------|
| Portland Adanacs               | 38        | 24       | 14       | 0        | 413       | 365       | 48         |
| Vancouver Carlings             | 38        | 22       | 16       | 0        | 410       | 379       | 44         |
| New Westminster Salmonbellies* | 38        | 19       | 19       | 0        | 437       | 426       | 38         |
| Victoria Shamrocks             | 38        | 15       | 23       | 0        | 337       | 397       | 30         |

#### PLAYOFFS

Peterborough Lakers defeated Montréal Canadiens 4 games to 3 (8-4, 9-6, 6-9, 8-14, 13-12, 5-10, 9-7)

New Westminster Salmonbellies defeated Vancouver Carlings 4 games to 3 (11-10, 7-3, 9-11, 12-10, 5-13, 11-13, 7-6)

Detroit Olympics defeated Peterborough Lakers 4 games to 0 (26-9, 19-9, 19-17, 12-8)

New Westminster Salmonbellies defeated Portland Adanacs 4 games to 2 (10-7, 6-7, 12-11 OT, 11-6, 11-13, 7-3)

New Westminster Salmonbellies defeated Detroit Olympics 4 games to 2 (12-21, 16-12, 23-15, 14-15, 14-12, 22-14)

### 1968 ONTARIO LACROSSE ASSOCIATION

| SENIOR 'A' LEAGUE     | <u>GP</u> | <u>W</u> | <u>L</u> | <u>T</u> | <u>GF</u> | <u>GA</u> | <u>PTS</u> |
|-----------------------|-----------|----------|----------|----------|-----------|-----------|------------|
| Brooklin Redmen*      | 23        | 17       | 6        | 0        | 312       | 198       | 34         |
| Hastings Legionnaires | 23        | 12       | 11       | 0        | 254       | 257       | 24         |
| Mississauga Braves    | 23        | 9        | 14       | 0        | 263       | 285       | 18         |
| Brampton Excelsiors   | 23        | 8        | 15       | 0        | 240       | 320       | 16         |

#### PLAYOFFS

Brooklin Redmen defeated Mississauga Braves 4 games to 1

Brampton Excelsiors defeated Hastings Legionnaires 4 games to 2

Brooklin Redmen defeated Brampton Excelsiors 4 games to 0

#### MANN CUP – CANADIAN SENIOR CHAMPIONSHIP

Brooklin Redmen defeated Nanaimo Luckies 4 games to 0 (9-6, 11-6, 12-5, 11-4)

### 1969 EASTERN LACROSSE ASSOCIATION

| PROFESSIONAL LEAGUE                 | <u>GP</u> | <u>W</u> | <u>L</u> | <u>T</u> | <u>GF</u> | <u>GA</u> | <u>PTS</u> |
|-------------------------------------|-----------|----------|----------|----------|-----------|-----------|------------|
| Peterborough Lakers*                | 36        | 27       | 9        | 0        | 595       | 409       | 54         |
| Toronto Maple Leafs                 | 34        | 19       | 15       | 0        | 438       | 427       | 38         |
| St. Catharines Golden Hawks         | 36        | 15       | 21       | 0        | 457       | 526       | 30         |
| Kitchener Nationals                 | 34        | 9        | 25       | 0        | 386       | 514       | 18         |
| Coquitlam Adanacs (WLA)             | 1         | 1        | 0        | 0        | 15        | 6         | 2          |
| Vancouver Carlings (WLA)            | 1         | 1        | 0        | 0        | 12        | 8         | 2          |
| Victoria Shamrocks (WLA)            | 1         | 0        | 1        | 0        | 6         | 16        | 0          |
| New Westminster Salmonbellies (WLA) | 1         | 0        | 1        | 0        | 16        | 17        | 0          |

*Peterborough Lakers played an interlocking schedule with Western Lacrosse Association*

*Toronto Maple Leafs and Kitchener Nationals played two 4-point games*

#### PLAYOFFS

Preliminary round-robin series played between best three teams

#### CANADIAN PROFESSIONAL CHAMPIONSHIP

Peterborough Lakers defeated New Westminster Salmonbellies 4 games to 3 (9-11, 6-9, 11-9, 15-14, 6-8, 9-8, 9-8)

### 1969 ONTARIO LACROSSE ASSOCIATION

| SENIOR 'A' LEAGUE   | <u>GP</u> | <u>W</u> | <u>L</u> | <u>T</u> | <u>GF</u> | <u>GA</u> | <u>PTS</u> |
|---------------------|-----------|----------|----------|----------|-----------|-----------|------------|
| Brooklin Redmen*    | 24        | 19       | 5        | 0        | 381       | 237       | 38         |
| Brantford Warriors  | 24        | 17       | 7        | 0        | 398       | 315       | 34         |
| Huntsville Hawks    | 24        | 11       | 13       | 0        | 339       | 365       | 22         |
| Bramalea Excelsiors | 24        | 7        | 16       | 1        | 264       | 404       | 15         |
| Peterborough Lakers | 24        | 5        | 18       | 1        | 227       | 288       | 11         |

*Huntsville Hawks competed in the Senior 'B' playoffs*

#### PLAYOFFS

Brooklin Redmen defeated Bramalea Excelsiors 4 games to 0

Brantford Warriors defeated Peterborough Lakers 4 games to 1

Brooklin Redmen defeated Brantford Warriors 4 games to 0

#### MANN CUP – CANADIAN SENIOR CHAMPIONSHIP

Brooklin Redmen defeated New Westminster Labatt Blues 4 games to 1 (15-11, 14-10, 11-13, 15-6, 11-10)

### 1970 ONTARIO LACROSSE ASSOCIATION

| SENIOR 'A' LEAGUE    | <u>GP</u> | <u>W</u> | <u>L</u> | <u>T</u> | <u>GF</u> | <u>GA</u> | <u>PTS</u> |
|----------------------|-----------|----------|----------|----------|-----------|-----------|------------|
| Brantford Warriors   | 24        | 17       | 6        | 1        | 407       | 296       | 35         |
| Peterborough Lakers* | 24        | 16       | 6        | 2        | 386       | 267       | 34         |
| Brooklin Redmen      | 24        | 14       | 10       | 0        | 301       | 349       | 28         |
| Huntsville Hawks     | 24        | 6        | 17       | 1        | 263       | 350       | 13         |
| Brampton Excelsiors  | 24        | 5        | 19       | 0        | 282       | 377       | 10         |

#### PLAYOFFS

Brantford Warriors defeated Brooklin Redmen 4 games to 3

Peterborough Lakers defeated Huntsville Hawks 4 games to 0

Peterborough Lakers defeated Brantford Warriors 4 games to 1

#### MANN CUP – CANADIAN SENIOR CHAMPIONSHIP

New Westminster Salmonbellies defeated Peterborough Lakers 4 games to 0 (16-12, 16-8, 14-10, 14-8)



## 1971 ONTARIO LACROSSE ASSOCIATION

| SENIOR 'A' LEAGUE   | <u>GP</u> | <u>W</u> | <u>L</u> | <u>T</u> | <u>GF</u> | <u>GA</u> | <u>PTS</u> |
|---------------------|-----------|----------|----------|----------|-----------|-----------|------------|
| Peterborough Lakers | 32        | 29       | 3        | 0        | 578       | 341       | 58         |
| Brantford Warriors* | 30        | 21       | 9        | 0        | 613       | 336       | 46         |
| Brooklin Redmen     | 32        | 14       | 18       | 0        | 451       | 493       | 28         |
| Brampton Excelsiors | 32        | 14       | 18       | 0        | 446       | 499       | 28         |
| Aurora Astros       | 30        | 0        | 30       | 0        | 268       | 687       | 0          |

*Brantford Warriors played an interlocking schedule with Western Lacrosse Association  
Brantford Warriors and Aurora Astros played two 4-point games*

### PLAYOFFS

Peterborough Lakers defeated Brooklin Redmen 4 games to 1  
Brantford Warriors defeated Brampton Excelsiors 4 games to 0

Brantford Warriors defeated Peterborough Lakers 4 games to 2

### MANN CUP – CANADIAN SENIOR CHAMPIONSHIP

Brantford Warriors defeated New Westminster Salmonbellies 4 games to 0 (15-4, 10-6, 12-10, 17-13)

## 1972 NATIONAL LACROSSE LEAGUE (EASTERN DIVISION)

| EASTERN DIVISION                    | <u>GP</u> | <u>W</u> | <u>L</u> | <u>T</u> | <u>GF</u> | <u>GA</u> | <u>PTS</u> |
|-------------------------------------|-----------|----------|----------|----------|-----------|-----------|------------|
| Brantford Warriors*                 | 32        | 22       | 10       | 0        | 553       | 447       | 44         |
| Peterborough Lakers                 | 32        | 19       | 12       | 1        | 415       | 416       | 39         |
| Windsor Warlocks                    | 32        | 14       | 18       | 0        | 508       | 474       | 28         |
| Toronto Shooting Stars              | 32        | 10       | 21       | 1        | 414       | 524       | 21         |
| Victoria Shamrocks (WLA)            | 2         | 2        | 0        | 0        | 32        | 22        | 4          |
| New Westminster Salmonbellies (WLA) | 7         | 5        | 2        | 0        | 88        | 76        | 10         |
| Vancouver Burrards (WLA)            | 6         | 1        | 5        | 0        | 68        | 92        | 2          |
| Coquitlam Adanacs (WLA)             | 2         | 0        | 2        | 0        | 35        | 48        | 0          |

*New Westminster Salmonbellies and Vancouver Burrards played interlocking schedule with the Eastern Division of the National Lacrosse League while Brantford Warriors and Windsor Warlocks played interlocking schedule with Western Lacrosse Association*

### PLAYOFFS

Brantford Warriors defeated Toronto Shooting Stars 4 games to 0  
Peterborough Lakers defeated Windsor Warlocks 4 games to 2

Brantford Warriors defeated Peterborough Lakers 4 games to 3

### MANN CUP – CANADIAN SENIOR CHAMPIONSHIP

New Westminster Salmonbellies defeated Brantford Warriors 4 games to 0 (13-8, 13-11, 20-9, 18-16)

## 1972 ONTARIO LACROSSE ASSOCIATION - SENIOR 'A' LEAGUE

| EASTERN DIVISION       | <u>GP</u> | <u>W</u> | <u>L</u> | <u>T</u> | <u>GF</u> | <u>GA</u> | <u>PTS</u> |
|------------------------|-----------|----------|----------|----------|-----------|-----------|------------|
| Brampton Excelsiors*   | 20        | 17       | 3        | 0        | 385       | 230       | 34         |
| Owen Sound North Stars | 20        | 15       | 5        | 0        | 378       | 245       | 30         |
| Brooklin Redmen        | 20        | 9        | 11       | 0        | 264       | 283       | 18         |
| Aurora Astros          | 20        | 3        | 17       | 0        | 192       | 306       | 6          |
| WESTERN DIVISION       | <u>GP</u> | <u>W</u> | <u>L</u> | <u>T</u> | <u>GF</u> | <u>GA</u> | <u>PTS</u> |
| Six Nations Braves     | 20        | 14       | 6        | 0        | 353       | 245       | 28         |
| Wallaceburg Red Devils | 20        | 8        | 11       | 1        | 284       | 309       | 17         |
| Fergus Thistles        | 20        | 8        | 11       | 1        | 254       | 298       | 17         |
| Point Edward Beavers   | 20        | 5        | 15       | 0        | 282       | 396       | 10         |

### PLAYOFFS

Brampton Excelsiors defeated Brooklin Redmen 3 games to 2 (17-10, BE-BR, 8-10, 26-9, 23-9)

Owen Sound North Stars defeated Aurora Astros 3 games to 0 (29-3, 15-11, 22-17)

Six Nations Braves defeated Fergus Thistles 3 games to 2 (21-7, 14-15, 18-8, 10-12, S-F)

Wallaceburg Red Devils defeated Point Edward Beavers 3 games to 0 (23-11, 18-9, 18-10)

Brampton Excelsiors defeated Owen Sound North Stars 4 games to 0 (17-2, 14-10, 16-10, 16-15)

Six Nations Braves defeated Wallaceburg Red Devils 4 games to 1 (7-18, 10-14, S-W, S-W, 16-8)

Brampton Excelsiors defeated Six Nations Braves 4 games to 3 (X-X, X-X, X-X, X-X, X-X, 8-16, 25-6)

### 1973 MAJOR SERIES LACROSSE

|                        | <u>GP</u> | <u>W</u> | <u>L</u> | <u>T</u> | <u>GF</u> | <u>GA</u> | <u>PTS</u> |
|------------------------|-----------|----------|----------|----------|-----------|-----------|------------|
| Brantford Warriors     | 24        | 21       | 3        | 0        | 485       | 302       | 42         |
| Peterborough Lakers*   | 24        | 15       | 9        | 0        | 363       | 310       | 30         |
| Brampton Excelsiors    | 24        | 11       | 13       | 0        | 325       | 326       | 22         |
| Toronto Shooting Stars | 24        | 7        | 17       | 0        | 306       | 386       | 14         |
| Brooklin Redmen        | 12        | 0        | 12       | 0        | 111       | 266       | 0          |

#### PLAYOFFS

Brantford Warriors defeated Brampton Excelsiors 4 games to 0

Peterborough Lakers defeated Toronto Shooting Stars 4 games to 0

Peterborough Lakers defeated Brantford Warriors 4 games to 2

#### MANN CUP – CANADIAN SENIOR CHAMPIONSHIP

Peterborough Lakers defeated Vancouver Burrards in single-game final 9-5

### 1974 MAJOR SERIES LACROSSE

|                        | <u>GP</u> | <u>W</u> | <u>L</u> | <u>T</u> | <u>GF</u> | <u>GA</u> | <u>PTS</u> |
|------------------------|-----------|----------|----------|----------|-----------|-----------|------------|
| Windsor Warlocks*      | 20        | 14       | 5        | 1        | 342       | 221       | 29         |
| Brantford Warriors     | 20        | 13       | 7        | 0        | 281       | 261       | 26         |
| Owen Sound North Stars | 20        | 12       | 8        | 0        | 275       | 275       | 24         |
| Fergus Thistles        | 20        | 9        | 11       | 0        | 283       | 293       | 18         |
| Six Nations Braves     | 20        | 7        | 12       | 1        | 312       | 323       | 15         |
| Toronto Shooting Stars | 20        | 4        | 16       | 0        | 241       | 361       | 8          |

#### PLAYOFFS

Windsor Warlocks defeated Owen Sound North Stars 4 games to 1

Fergus Thistles defeated Brantford Warriors 4 games to 2

Windsor Warlocks defeated Fergus Thistles 4 games to 2

#### MANN CUP – CANADIAN SENIOR CHAMPIONSHIP

New Westminster Salmonbellies defeated Windsor Warlocks in single-game final 18-5

### 1975 MAJOR SERIES LACROSSE

|                        | <u>GP</u> | <u>W</u> | <u>L</u> | <u>T</u> | <u>GF</u> | <u>GA</u> | <u>PTS</u> |
|------------------------|-----------|----------|----------|----------|-----------|-----------|------------|
| Brampton Excelsiors*   | 24        | 15       | 9        | 0        | 370       | 279       | 30         |
| Owen Sound North Stars | 24        | 15       | 9        | 0        | 371       | 319       | 30         |
| Six Nations Braves     | 24        | 11       | 13       | 0        | 290       | 314       | 22         |
| Fergus Thistles        | 24        | 10       | 14       | 0        | 302       | 358       | 20         |
| Brantford Warriors     | 24        | 9        | 15       | 0        | 307       | 370       | 18         |

#### PLAYOFFS

Brampton Excelsiors defeated Six Nations Braves 4 games to 2

Owen Sound North Stars defeated Fergus Thistles 4 games to 1

Brampton Excelsiors defeated Owen Sound North Stars 4 games to 0

#### MANN CUP – CANADIAN SENIOR CHAMPIONSHIP

Vancouver Burrards defeated Brampton Excelsiors 2 games to 0 (11-10 OT, 16-8)

### 1976 MAJOR SERIES LACROSSE

|                        | <u>GP</u> | <u>W</u> | <u>L</u> | <u>T</u> | <u>GF</u> | <u>GA</u> | <u>PTS</u> |
|------------------------|-----------|----------|----------|----------|-----------|-----------|------------|
| Fergus Thistles        | 24        | 14       | 9        | 1        | 320       | 281       | 29         |
| Owen Sound North Stars | 24        | 14       | 9        | 1        | 321       | 306       | 29         |
| Six Nations Braves     | 24        | 13       | 11       | 0        | 331       | 339       | 26         |
| Brampton Excelsiors*   | 24        | 11       | 13       | 0        | 360       | 342       | 22         |
| Brooklin Redmen        | 24        | 7        | 17       | 0        | 280       | 344       | 14         |

#### PLAYOFFS

Fergus Thistles defeated Six Nations Braves 4 games to 2

Brampton Excelsiors defeated Owen Sound 4 games to 2

Brampton Excelsiors defeated Fergus Thistles 4 games to 1

#### MANN CUP – CANADIAN SENIOR CHAMPIONSHIP

New Westminster Salmonbellies defeated Brampton Excelsiors 4 games to 3 (10-14, 10-4, 11-12, 10-6, 10-11, 15-12, 9-8)

### 1977 MAJOR SERIES LACROSSE

|                        | <u>GP</u> | <u>W</u> | <u>L</u> | <u>T</u> | <u>GF</u> | <u>GA</u> | <u>PTS</u> |
|------------------------|-----------|----------|----------|----------|-----------|-----------|------------|
| Owen Sound North Stars | 24        | 19       | 5        | 0        | 364       | 260       | 38         |
| Brampton Excelsiors*   | 24        | 17       | 7        | 0        | 350       | 282       | 34         |
| Brooklin Redmen        | 24        | 10       | 14       | 0        | 291       | 318       | 20         |
| Fergus Thistles        | 24        | 9        | 14       | 1        | 276       | 301       | 19         |
| Six Nations Braves     | 24        | 4        | 19       | 1        | 262       | 384       | 9          |

#### PLAYOFFS

Owen Sound North Stars defeated Brooklin Redmen 4 games to 0

Brampton Excelsiors defeated Fergus Thistles 4 games to 1

Brampton Excelsiors defeated Owen Sound North Stars 4 games to 1

#### MANN CUP – CANADIAN SENIOR CHAMPIONSHIP

Vancouver Burrards defeated Brampton Excelsiors 4 games to 2 (9-11, 9-18, 15-7, 13-12, 11-4, 18-7)

### 1978 MAJOR SERIES LACROSSE

|                        | <u>GP</u> | <u>W</u> | <u>L</u> | <u>T</u> | <u>GF</u> | <u>GA</u> | <u>PTS</u> |
|------------------------|-----------|----------|----------|----------|-----------|-----------|------------|
| Owen Sound North Stars | 24        | 18       | 6        | 0        | 339       | 258       | 36         |
| Peterborough Red Oaks* | 24        | 16       | 8        | 0        | 346       | 313       | 32         |
| Brooklin Redmen        | 24        | 14       | 10       | 0        | 300       | 295       | 28         |
| Fergus Thistles        | 24        | 13       | 11       | 0        | 284       | 282       | 26         |
| Windsor Warlocks       | 24        | 12       | 12       | 0        | 287       | 279       | 24         |
| Brampton Excelsiors    | 24        | 7        | 17       | 0        | 307       | 341       | 14         |
| Orangeville Dufferins  | 24        | 4        | 20       | 0        | 236       | 331       | 8          |

#### PLAYOFFS

Owen Sound North Stars defeated Fergus Thistles 4 games to 0

Peterborough Red Oaks defeated Brooklin Redmen 4 games to 0

Peterborough Red Oaks defeated Owen Sound North Stars 4 games to 0

#### MANN CUP – CANADIAN SENIOR CHAMPIONSHIP

Peterborough Red Oaks defeated Victoria Shamrocks 4 games to 3 (12-11, 11-14, 11-14 OT, 15-7, 7-11, 13-11, 14-6)

**1979 MAJOR SERIES LACROSSE**

|                        | <u>GP</u> | <u>W</u> | <u>L</u> | <u>T</u> | <u>GF</u> | <u>GA</u> | <u>PTS</u> |
|------------------------|-----------|----------|----------|----------|-----------|-----------|------------|
| Peterborough Red Oaks* | 24        | 16       | 6        | 2        | 389       | 269       | 34         |
| Brooklin Redmen        | 24        | 15       | 8        | 1        | 350       | 269       | 31         |
| Brampton Excelsiors    | 24        | 14       | 9        | 1        | 341       | 272       | 29         |
| Ohsweken Warriors      | 24        | 1        | 23       | 0        | 235       | 495       | 2          |

**PLAYOFFS**

|                         | <u>GP</u> | <u>W</u> | <u>L</u> | <u>T</u> | <u>GF</u> | <u>GA</u> | <u>PTS</u> |
|-------------------------|-----------|----------|----------|----------|-----------|-----------|------------|
| PRELIMINARY ROUND-ROBIN |           |          |          |          |           |           |            |
| Peterborough Red Oaks   | 4         | 2        | 1        | 1        | 52        | 58        | 5          |
| Brampton Excelsiors     | 4         | 2        | 1        | 1        | 45        | 42        | 5          |
| Brooklin Redmen         | 4         | 1        | 3        | 0        | 55        | 52        | 2          |

Peterborough Red Oaks defeated Brampton Excelsiors 4 games to 1

**MANN CUP – CANADIAN SENIOR CHAMPIONSHIP**

Victoria Shamrocks defeated Peterborough Red Oaks 4 games to 0 (19-9, 12-10, 23-11, 13-12)

**1980 MAJOR SERIES LACROSSE**

|                       | <u>GP</u> | <u>W</u> | <u>L</u> | <u>T</u> | <u>GF</u> | <u>GA</u> | <u>PTS</u> |
|-----------------------|-----------|----------|----------|----------|-----------|-----------|------------|
| Brooklin Redmen       | 24        | 16       | 8        | 0        | 371       | 226       | 32         |
| Fergus Thistles       | 24        | 15       | 9        | 0        | 270       | 238       | 30         |
| Peterborough Red Oaks | 24        | 14       | 8        | 0        | 366       | 296       | 28         |
| Brampton Excelsiors*  | 24        | 7        | 16       | 0        | 282       | 365       | 14         |

**PLAYOFFS**

Brampton Excelsiors defeated Brooklin Redmen 4 games to 2

Peterborough Red Oaks defeated Fergus Thistles 4 games to 3

Brampton Excelsiors defeated Peterborough Red Oaks 4 games to 1

**MANN CUP – CANADIAN SENIOR CHAMPIONSHIP**

Brampton Excelsiors defeated New Westminster Salmonbellies 4 games to 1 (14-10, 14-9, 10-17, 9-8, 11-7)

**1981 MAJOR SERIES LACROSSE**

|                        | <u>GP</u> | <u>W</u> | <u>L</u> | <u>T</u> | <u>GF</u> | <u>GA</u> | <u>PTS</u> |
|------------------------|-----------|----------|----------|----------|-----------|-----------|------------|
| Peterborough Red Oaks  | 24        | 15       | 8        | 1        | 321       | 262       | 31         |
| Brooklin Redmen        | 24        | 14       | 10       | 0        | 252       | 225       | 28         |
| Brampton Excelsiors*   | 24        | 13       | 10       | 1        | 279       | 257       | 27         |
| Owen Sound North Stars | 24        | 13       | 11       | 0        | 311       | 269       | 26         |
| Fergus Thistles        | 24        | 10       | 14       | 0        | 232       | 257       | 20         |
| Scarborough Saints     | 24        | 8        | 18       | 0        | 213       | 320       | 16         |

**PLAYOFFS**

Brampton Excelsiors defeated Brooklin Redmen 4 games to 2

Owen Sound North Stars defeated Peterborough Red Oaks 4 games to 2

Brampton Excelsiors defeated Owen Sound North Stars 4 games to 2

**MANN CUP – CANADIAN SENIOR CHAMPIONSHIP**

New Westminster Salmonbellies defeated Brampton Excelsiors 4 games to 0 (11-8, 14-5, 12-10, 24-10)

### 1982 MAJOR SERIES LACROSSE

|                        | <u>GP</u> | <u>W</u> | <u>L</u> | <u>T</u> | <u>GF</u> | <u>GA</u> | <u>PTS</u> |
|------------------------|-----------|----------|----------|----------|-----------|-----------|------------|
| Fergus Thistles        | 24        | 18       | 6        | 0        | 307       | 244       | 36         |
| Peterborough Lakers*   | 24        | 16       | 8        | 0        | 380       | 245       | 32         |
| Owen Sound North Stars | 24        | 16       | 8        | 0        | 307       | 267       | 32         |
| Brooklin Redmen        | 24        | 11       | 13       | 0        | 257       | 308       | 22         |
| Brampton Excelsiors    | 24        | 8        | 16       | 0        | 279       | 302       | 16         |
| Scarborough Saints     | 24        | 3        | 21       | 0        | 179       | 344       | 6          |

#### PLAYOFFS

Peterborough Lakers defeated Owen Sound North Stars 4 games to 1

Fergus Thistles defeated Brooklin Redmen 4 games to 3

Peterborough Lakers defeated Fergus Thistles 4 games to 1

#### MANN CUP – CANADIAN SENIOR CHAMPIONSHIP

Peterborough Lakers defeated New Westminster Salmonbellies 4 games to 2 (9-13, 19-13, 11-7, 8-16, 14-12, 12-11 OT)

### 1983 MAJOR SERIES LACROSSE

|                        | <u>GP</u> | <u>W</u> | <u>L</u> | <u>T</u> | <u>GF</u> | <u>GA</u> | <u>PTS</u> |
|------------------------|-----------|----------|----------|----------|-----------|-----------|------------|
| Peterborough Lakers*   | 24        | 17       | 7        | 0        | 300       | 230       | 34         |
| Owen Sound North Stars | 24        | 15       | 9        | 0        | 288       | 250       | 30         |
| Brooklin Redmen        | 24        | 14       | 10       | 0        | 279       | 204       | 28         |
| Fergus Thistles        | 24        | 11       | 13       | 0        | 204       | 282       | 22         |
| Brampton Excelsiors    | 24        | 8        | 16       | 0        | 242       | 303       | 16         |
| Scarborough Saints     | 24        | 7        | 17       | 0        | 221       | 265       | 14         |

#### PLAYOFFS

Peterborough Lakers defeated Fergus Thistles 4 games to 0

Brooklin Redmen defeated Owen Sound North Stars 4 games to 0

Peterborough Lakers defeated Brooklin Redmen 4 games to 3

#### MANN CUP – CANADIAN SENIOR CHAMPIONSHIP

Victoria Payless defeated Peterborough Lakers 4 games to 2 (14-7, 11-13, 10-9, 15-7, 6-7, 8-6)

### 1984 MAJOR SERIES LACROSSE

|                          | <u>GP</u> | <u>W</u> | <u>L</u> | <u>T</u> | <u>GF</u> | <u>GA</u> | <u>PTS</u> |
|--------------------------|-----------|----------|----------|----------|-----------|-----------|------------|
| Peterborough Lakers*     | 24        | 23       | 1        | 0        | 420       | 196       | 46         |
| Brooklin Redmen          | 24        | 20       | 4        | 0        | 370       | 206       | 40         |
| Owen Sound North Stars   | 24        | 16       | 8        | 0        | 379       | 245       | 32         |
| Brampton Excelsiors      | 24        | 11       | 13       | 0        | 330       | 331       | 22         |
| Scarborough Saints       | 24        | 8        | 15       | 1        | 225       | 305       | 17         |
| St. Catharines Athletics | 24        | 5        | 19       | 0        | 239       | 384       | 10         |
| Fergus Thistles          | 24        | 0        | 23       | 1        | 166       | 457       | 1          |

#### PLAYOFFS

Brooklin Redmen defeated St. Catharines Athletics 3 games to 0

Owen Sound North Stars defeated Brampton Excelsiors 3 games to 1

Brooklin Redmen defeated Owen Sound North Stars 3 games to 2

Peterborough Lakers defeated Scarborough Saints 4 games to 0

Peterborough Lakers defeated Brooklin Redmen 4 games to 0

#### MANN CUP – CANADIAN SENIOR CHAMPIONSHIP

Peterborough Lakers defeated Victoria Payless 4 games to 1 (17-9, 11-9, 17-14 OT, 11-19, 12-10)

### 1985 MAJOR SERIES LACROSSE

|                          | <u>GP</u> | <u>W</u> | <u>L</u> | <u>T</u> | <u>GF</u> | <u>GA</u> | <u>PTS</u> |
|--------------------------|-----------|----------|----------|----------|-----------|-----------|------------|
| Peterborough Lakers      | 20        | 19       | 1        | 0        | 336       | 138       | 38         |
| Brooklin Redmen*         | 20        | 16       | 4        | 0        | 330       | 163       | 32         |
| Owen Sound North Stars   | 20        | 12       | 8        | 0        | 298       | 239       | 24         |
| Brampton Excelsiors      | 20        | 9        | 11       | 0        | 249       | 278       | 18         |
| St. Catharines Athletics | 20        | 3        | 17       | 0        | 207       | 335       | 6          |
| Scarborough Saints       | 20        | 1        | 19       | 0        | 125       | 392       | 2          |

#### PLAYOFFS

Peterborough Lakers defeated Brampton Excelsiors 4 games to 0

Brooklin Redmen defeated Owen Sound North Stars 4 games to 0

Brooklin Redmen defeated Peterborough Lakers 4 games to 1

#### MANN CUP – CANADIAN SENIOR CHAMPIONSHIP

Brooklin Redmen defeated New Westminster Salmonbellies 4 games to 3 (9-11 OT, 5-7, 8-9, 7-6, 7-5, 9-5, 6-5)

### 1986 MAJOR SERIES LACROSSE

|                     | <u>GP</u> | <u>W</u> | <u>L</u> | <u>T</u> | <u>GF</u> | <u>GA</u> | <u>PTS</u> |
|---------------------|-----------|----------|----------|----------|-----------|-----------|------------|
| Peterborough Lakers | 12        | 9        | 3        | 0        | 148       | 93        | 18         |
| Brooklin Redmen*    | 12        | 7        | 5        | 0        | 134       | 103       | 14         |
| Brampton Excelsiors | 12        | 2        | 10       | 0        | 88        | 174       | 4          |

#### PLAYOFFS

##### PRELIMINARY ROUND-ROBIN

|                     | <u>GP</u> | <u>W</u> | <u>L</u> | <u>T</u> | <u>GF</u> | <u>GA</u> | <u>PTS</u> |
|---------------------|-----------|----------|----------|----------|-----------|-----------|------------|
| Brooklin Redmen     | 4         | 4        | 0        | 0        | 55        | 32        | 8          |
| Peterborough Lakers | 4         | 2        | 2        | 0        | 41        | 40        | 4          |
| Brampton Excelsiors | 4         | 0        | 4        | 0        | 29        | 53        | 0          |

Brooklin Redmen defeated Peterborough Lakers 4 games to 2

#### MANN CUP – CANADIAN SENIOR CHAMPIONSHIP

New Westminster Salmonbellies defeated Brooklin Redmen 4 games to 2 (14-10, 6-11, 12-11, 5-6, 10-8, 8-6)

### 1987 MAJOR SERIES LACROSSE

|                        | <u>GP</u> | <u>W</u> | <u>L</u> | <u>T</u> | <u>GF</u> | <u>GA</u> | <u>PTS</u> |
|------------------------|-----------|----------|----------|----------|-----------|-----------|------------|
| Brooklin Redmen*       | 20        | 20       | 0        | 0        | 341       | 105       | 40         |
| Fergus Thistles        | 20        | 17       | 3        | 0        | 250       | 155       | 34         |
| Owen Sound North Stars | 20        | 13       | 7        | 0        | 260       | 188       | 26         |
| Orangeville Northmen   | 20        | 9        | 11       | 0        | 208       | 210       | 18         |
| Peterborough Lakers    | 20        | 9        | 11       | 0        | 208       | 210       | 18         |
| Scarborough Saints     | 19        | 5        | 14       | 0        | 145       | 253       | 10         |
| Sarnia Lumley Wrecking | 19        | 3        | 16       | 0        | 160       | 290       | 6          |
| Mississauga Renegades  | 20        | 2        | 18       | 0        | 142       | 333       | 4          |

#### PLAYOFFS

##### PRELIMINARY ROUND-ROBIN

|                     | <u>GP</u> | <u>W</u> | <u>L</u> | <u>T</u> | <u>GF</u> | <u>GA</u> | <u>PTS</u> |
|---------------------|-----------|----------|----------|----------|-----------|-----------|------------|
| Brooklin Redmen     | 3         | 3        | 0        | 0        | 44        | 14        | 6          |
| Peterborough Lakers | 3         | 2        | 1        | 0        | 31        | 26        | 4          |
| Fergus Thistles     | 4         | 0        | 4        | 0        | 20        | 55        | 0          |

Brooklin Redmen defeated Peterborough Lakers 4 games to 0

#### MANN CUP – CANADIAN SENIOR CHAMPIONSHIP

Brooklin Redmen defeated New Westminster Salmonbellies 4 games to 3 (11-12, 11-7, 9-11, 16-14, 12-10, 7-10, 9-8)

**1988 MAJOR SERIES LACROSSE**

|                        | <u>GP</u> | <u>W</u> | <u>L</u> | <u>T</u> | <u>GF</u> | <u>GA</u> | <u>PTS</u> |
|------------------------|-----------|----------|----------|----------|-----------|-----------|------------|
| Brooklin Redmen*       | 20        | 20       | 0        | 0        | 363       | 107       | 40         |
| Fergus Thistles        | 24        | 17       | 6        | 1        | 300       | 185       | 35         |
| Owen Sound North Stars | 24        | 17       | 7        | 0        | 471       | 254       | 34         |
| Peterborough Quakers   | 20        | 15       | 4        | 1        | 308       | 139       | 31         |
| Orangeville Northmen   | 24        | 10       | 14       | 0        | 296       | 291       | 20         |
| Huntsville Hawks       | 24        | 9        | 15       | 0        | 214       | 260       | 18         |
| Sarnia Lumley Wrecking | 24        | 9        | 15       | 0        | 259       | 330       | 18         |
| Brampton Excelsiors    | 20        | 4        | 16       | 0        | 134       | 281       | 8          |
| Mississauga Renegades  | 24        | 0        | 24       | 0        | 193       | 484       | 0          |

**PLAYOFFS**

| PRELIMINARY ROUND-ROBIN | <u>GP</u> | <u>W</u> | <u>L</u> | <u>T</u> | <u>GF</u> | <u>GA</u> | <u>PTS</u> |
|-------------------------|-----------|----------|----------|----------|-----------|-----------|------------|
| Brooklin Redmen         | 4         | 4        | 0        | 0        | 59        | 25        | 8          |
| Peterborough Quakers    | 4         | 2        | 2        | 0        | 48        | 37        | 4          |
| Brampton Excelsiors     | 4         | 0        | 4        | 0        | 14        | 59        | 0          |

Brooklin Redmen defeated Peterborough Quakers 4 games to 0

**MANN CUP – CANADIAN SENIOR CHAMPIONSHIP**

Brooklin Redmen defeated Coquitlam Adanacs 4 games to 2 (10-6, 7-8, 8-7, 12-6, 10-11, 11-6)

**1989 MAJOR SERIES LACROSSE**

|                        | <u>GP</u> | <u>W</u> | <u>L</u> | <u>T</u> | <u>GF</u> | <u>GA</u> | <u>PTS</u> |
|------------------------|-----------|----------|----------|----------|-----------|-----------|------------|
| Brooklin Redmen        | 20        | 20       | 0        | 0        | 365       | 140       | 40         |
| Peterborough Quakers   | 20        | 14       | 6        | 0        | 264       | 178       | 28         |
| Owen Sound North Stars | 20        | 13       | 7        | 0        | 267       | 252       | 26         |
| Fergus Thistles        | 20        | 7        | 13       | 0        | 188       | 237       | 14         |
| Orangeville Northmen   | 20        | 4        | 16       | 0        | 169       | 326       | 8          |
| Brampton Excelsiors    | 20        | 2        | 18       | 0        | 178       | 298       | 4          |

**PLAYOFFS**

| PRELIMINARY ROUND-ROBIN | <u>GP</u> | <u>W</u> | <u>L</u> | <u>T</u> | <u>GF</u> | <u>GA</u> | <u>PTS</u> |
|-------------------------|-----------|----------|----------|----------|-----------|-----------|------------|
| Brooklin Redmen         | 4         | 4        | 0        | 0        | 49        | 32        | 8          |
| Peterborough Quakers    | 4         | 2        | 2        | 0        | 41        | 35        | 4          |
| Brampton Excelsiors     | 4         | 0        | 4        | 0        | 27        | 60        | 0          |

**MANN CUP – CANADIAN SENIOR CHAMPIONSHIP**

New Westminster Salmonbellies defeated Brooklin Redmen 4 game to 2 (9-3, 8-12, 10-5, 12-9, 8-12, 10-4)

**1990 MAJOR SERIES LACROSSE**

|                        | <u>GP</u> | <u>W</u> | <u>L</u> | <u>T</u> | <u>GF</u> | <u>GA</u> | <u>PTS</u> |
|------------------------|-----------|----------|----------|----------|-----------|-----------|------------|
| Brooklin Redmen*       | 20        | 16       | 3        | 1        | 250       | 154       | 33         |
| Peterborough Quakers   | 20        | 14       | 5        | 1        | 208       | 163       | 29         |
| Owen Sound North Stars | 18        | 9        | 9        | 0        | 163       | 199       | 18         |
| Brampton Excelsiors    | 20        | 5        | 15       | 0        | 179       | 219       | 10         |
| Fergus Thistles        | 18        | 3        | 15       | 0        | 134       | 199       | 6          |

**PLAYOFFS**

| PRELIMINARY ROUND-ROBIN | <u>GP</u> | <u>W</u> | <u>L</u> | <u>T</u> | <u>GF</u> | <u>GA</u> | <u>PTS</u> |
|-------------------------|-----------|----------|----------|----------|-----------|-----------|------------|
| Brooklin Redmen         | 4         | 4        | 0        | 0        | 59        | 42        | 8          |
| Peterborough Quakers    | 4         | 2        | 2        | 0        | 46        | 38        | 4          |
| Brampton Excelsiors     | 4         | 0        | 4        | 0        | 37        | 62        | 0          |

Brooklin Redmen defeated Peterborough Quakers 4 games to 1

**MANN CUP – CANADIAN SENIOR CHAMPIONSHIP**

Brooklin Redmen defeated Vancouver Burrards 4 games to 0 (11-8, 13-4, 18-8, 18-5)

## 1991 NATIONAL LACROSSE LEAGUE

| PROFESSIONAL LEAGUE | <u>GP</u> | <u>W</u> | <u>L</u> | <u>T</u> | <u>GF</u> | <u>GA</u> | <u>PTS</u> |
|---------------------|-----------|----------|----------|----------|-----------|-----------|------------|
| Guelph Power*       | 16        | 12       | 4        | 0        | 240       | 184       | 22         |
| Whitby Steel Hawks  | 15        | 10       | 5        | 0        | 207       | 189       | 20         |
| Brantford Warriors  | 17        | 9        | 8        | 0        | 287       | 245       | 18         |
| Buffalo Renegades   | 16        | 1        | 15       | 0        | 190       | 306       | 2          |

### HERITAGE CUP PLAYOFFS

Guelph Power defeated Buffalo Renegades 19-8

Brantford Warriors defeated Whitby Steel Hawks 12-9

Guelph Power defeated Brantford Warriors 11-10

## 1991 MAJOR SERIES LACROSSE

|                        | <u>GP</u> | <u>W</u> | <u>L</u> | <u>T</u> | <u>GF</u> | <u>GA</u> | <u>PTS</u> |
|------------------------|-----------|----------|----------|----------|-----------|-----------|------------|
| Brooklin Redmen*       | 16        | 13       | 3        | 0        | 177       | 136       | 26         |
| Peterborough Quakers   | 16        | 10       | 6        | 0        | 167       | 129       | 20         |
| Brampton Excelsiors    | 16        | 8        | 8        | 0        | 157       | 160       | 16         |
| Owen Sound North Stars | 16        | 7        | 9        | 0        | 150       | 150       | 14         |
| Fergus Thistles        | 16        | 2        | 14       | 0        | 104       | 180       | 4          |

### PLAYOFFS

| PRELIMINARY ROUND-ROBIN | <u>GP</u> | <u>W</u> | <u>L</u> | <u>T</u> | <u>GF</u> | <u>GA</u> | <u>PTS</u> |
|-------------------------|-----------|----------|----------|----------|-----------|-----------|------------|
| Brooklin Redmen         | 4         | 2        | 2        | 0        | 43        | 39        | 4          |
| Brampton Excelsiors     | 4         | 2        | 2        | 0        | 35        | 33        | 4          |
| Peterborough Quakers    | 4         | 2        | 2        | 0        | 37        | 43        | 4          |

Brooklin Redmen defeated Brampton Excelsiors 4 games to 1

### MANN CUP – CANADIAN SENIOR CHAMPIONSHIP

New Westminster Salmonbellies defeated Brooklin Redmen 4 games to 0 (17-3, 13-5, 12-9, 8-5)

## 1992 MAJOR SERIES LACROSSE

|                        | <u>GP</u> | <u>W</u> | <u>L</u> | <u>T</u> | <u>GF</u> | <u>GA</u> | <u>PTS</u> |
|------------------------|-----------|----------|----------|----------|-----------|-----------|------------|
| Brampton Excelsiors*   | 16        | 16       | 0        | 0        | 230       | 140       | 32         |
| Brooklin Redmen        | 16        | 7        | 8        | 1        | 161       | 158       | 15         |
| Peterborough Quakers   | 16        | 7        | 9        | 0        | 128       | 138       | 14         |
| Owen Sound North Stars | 16        | 5        | 11       | 0        | 135       | 169       | 10         |
| Fergus Thistles        | 16        | 4        | 11       | 1        | 124       | 174       | 9          |

### PLAYOFFS

Brampton Excelsiors defeated Owen Sound North Stars 4 games to 0

Peterborough Quakers defeated Brooklin Redmen 4 games to 2

Brampton Excelsiors defeated Peterborough Quakers 4 games to 0

### MANN CUP – CANADIAN SENIOR CHAMPIONSHIP

Brampton Excelsiors defeated New Westminster Salmonbellies 4 games to 1 (10-9, 7-16, 8-7, 6-4, 15-14 2OT)

## 1993 MAJOR SERIES LACROSSE

|                      | <u>GP</u> | <u>W</u> | <u>L</u> | <u>T</u> | <u>GF</u> | <u>GA</u> | <u>PTS</u> |
|----------------------|-----------|----------|----------|----------|-----------|-----------|------------|
| Brampton Excelsiors* | 16        | 15       | 1        | 0        | 237       | 144       | 30         |
| Brooklin Redmen      | 16        | 9        | 7        | 0        | 153       | 163       | 18         |
| Fergus Thistles      | 16        | 8        | 8        | 0        | 169       | 158       | 16         |
| Peterborough Quakers | 16        | 6        | 9        | 1        | 143       | 149       | 13         |
| Six Nations Chiefs   | 16        | 1        | 14       | 1        | 152       | 245       | 1          |

### PLAYOFFS

Brampton Excelsiors defeated Peterborough Quakers 4 games to 0

Brooklin Redmen defeated Fergus Thistles 4 games to 0

Brampton Excelsiors defeated Brooklin Redmen 4 games to 0

### MANN CUP – CANADIAN SENIOR CHAMPIONSHIP

Brampton Excelsiors defeated Coquitlam Adanacs 4 games to 1 (10-15, 12-8, 15-13 OT, 14-3, 14-9)



**1994 MAJOR SERIES LACROSSE**

|                        | <u>GP</u> | <u>W</u> | <u>L</u> | <u>T</u> | <u>GF</u> | <u>GA</u> | <u>PTS</u> |
|------------------------|-----------|----------|----------|----------|-----------|-----------|------------|
| Brooklin Redmen        | 19        | 16       | 3        | 0        | 218       | 140       | 32         |
| Six Nations Chiefs*    | 20        | 14       | 5        | 1        | 264       | 170       | 29         |
| Brampton Excelsiors    | 20        | 13       | 6        | 1        | 224       | 175       | 27         |
| Peterborough Lakers    | 19        | 7        | 11       | 1        | 154       | 179       | 15         |
| Owen Sound North Stars | 20        | 4        | 16       | 1        | 172       | 266       | 9          |
| Fergus Thistles        | 20        | 3        | 17       | 0        | 144       | 246       | 6          |

**PLAYOFFS**

Brooklin Redmen defeated Peterborough Lakers 4 games to 0

Six Nations Chiefs defeated Brampton Excelsiors 4 games to 2

Six Nations Chiefs defeated Brooklin Redmen 4 games to 2

**MANN CUP – CANADIAN SENIOR CHAMPIONSHIP**

Six Nations Chiefs defeated New Westminster Salmonbellies 4 games to 2 (9-5, 17-14, 13-15 OT, 8-11, 16-8, 8-6)

**1995 MAJOR SERIES LACROSSE**

|                        | <u>GP</u> | <u>W</u> | <u>L</u> | <u>T</u> | <u>GF</u> | <u>GA</u> | <u>PTS</u> |
|------------------------|-----------|----------|----------|----------|-----------|-----------|------------|
| Six Nations Chiefs*    | 20        | 19       | 1        | 0        | 294       | 156       | 38         |
| Brooklin Redmen        | 20        | 16       | 3        | 1        | 269       | 162       | 33         |
| Brampton Excelsiors    | 20        | 11       | 7        | 2        | 205       | 172       | 24         |
| Fergus Thistles        | 20        | 6        | 13       | 1        | 167       | 228       | 13         |
| Peterborough Lakers    | 20        | 4        | 16       | 0        | 140       | 267       | 8          |
| Owen Sound North Stars | 20        | 2        | 18       | 0        | 173       | 263       | 4          |

**PLAYOFFS**

Six Nations Chiefs defeated Fergus Thistles 4 games to 0

Brooklin Redmen defeated Brampton Excelsiors 4 games to 3

Six Nations Chiefs defeated Brooklin Redmen 4 games to 0

**MANN CUP – CANADIAN SENIOR CHAMPIONSHIP**

Six Nations Chiefs defeated New Westminster Salmonbellies 4 games to 2 (16-14, 16-11, 6-12, 17-7, 4-13, 9-6)

**1996 MAJOR SERIES LACROSSE**

|                     | <u>GP</u> | <u>W</u> | <u>L</u> | <u>T</u> | <u>GF</u> | <u>GA</u> | <u>PTS</u> |
|---------------------|-----------|----------|----------|----------|-----------|-----------|------------|
| Six Nations Chiefs* | 24        | 17       | 6        | 1        | 320       | 239       | 35         |
| Brampton Excelsiors | 24        | 14       | 9        | 1        | 281       | 244       | 29         |
| Brooklin Redmen     | 24        | 13       | 11       | 0        | 252       | 244       | 26         |
| Peterborough Lakers | 24        | 11       | 13       | 0        | 259       | 266       | 22         |
| Fergus Thistles     | 24        | 4        | 20       | 0        | 156       | 275       | 8          |

**PLAYOFFS**

Six Nations Chiefs defeated Peterborough Lakers 4 games to 1

Brampton Excelsiors defeated Brooklin Redmen 4 games to 1

Six Nations Chiefs defeated Brampton Excelsiors 4 games to 1

**MANN CUP – CANADIAN SENIOR CHAMPIONSHIP**

Six Nations Chiefs defeated Victoria Shamrocks 4 games to 0 (11-9, 8-7, 12-7, 10-5)

**1997 MAJOR SERIES LACROSSE**

|                         | <u>GP</u> | <u>W</u> | <u>L</u> | <u>T</u> | <u>GF</u> | <u>GA</u> | <u>PTS</u> |
|-------------------------|-----------|----------|----------|----------|-----------|-----------|------------|
| Niagara Falls Gamblers* | 20        | 17       | 3        | 0        | 231       | 172       | 34         |
| Brampton Excelsiors     | 20        | 15       | 5        | 0        | 205       | 161       | 30         |
| Six Nations Chiefs      | 20        | 7        | 13       | 0        | 207       | 200       | 14         |
| Brooklin Redmen         | 20        | 7        | 13       | 0        | 154       | 192       | 14         |
| Peterborough Lakers     | 20        | 4        | 16       | 0        | 159       | 231       | 8          |

**PLAYOFFS**

Niagara Falls Gamblers defeated Brooklin Redmen 4 games to 0

Brampton Excelsiors defeated Six Nations Chiefs 4 games to 1

Niagara Falls Gamblers defeated Brampton Excelsiors 4 games to 3

**MANN CUP – CANADIAN SENIOR CHAMPIONSHIP**

Victoria Shamrocks defeated Niagara Falls Gamblers 4 games to 1 (9-7, 6-9, 14-7, 17-2, 14-8)

**1998 MAJOR SERIES LACROSSE**

|                      | <u>GP</u> | <u>W</u> | <u>L</u> | <u>T</u> | <u>GF</u> | <u>GA</u> | <u>PTS</u> |
|----------------------|-----------|----------|----------|----------|-----------|-----------|------------|
| Brampton Excelsiors* | 18        | 16       | 2        | 0        | 209       | 102       | 32         |
| Buffalo Gamblers     | 18        | 12       | 5        | 1        | 204       | 140       | 25         |
| Brooklin Redmen      | 18        | 10       | 7        | 1        | 204       | 123       | 21         |
| Peterborough Lakers  | 18        | 8        | 8        | 2        | 165       | 174       | 18         |
| Akwesasne Thunder    | 18        | 7        | 11       | 0        | 176       | 166       | 14         |
| Six Nations Chiefs   | 18        | 7        | 11       | 0        | 186       | 206       | 14         |
| Ohswéken Wolves      | 18        | 1        | 17       | 0        | 91        | 324       | 2          |

**PLAYOFFS**

Brampton Excelsiors defeated Peterborough Lakers 4 games to 0

Buffalo Gamblers defeated Brooklin Redmen 4 games to 1

Brampton Excelsiors defeated Buffalo Gamblers 4 games to 1

**MANN CUP – CANADIAN SENIOR CHAMPIONSHIP**

Brampton Excelsiors defeated Coquitlam Adanacs 4 games to 2 (8-13, 9-7, 2-5, 7-6, 9-8, 7-5)

**1999 MAJOR SERIES LACROSSE**

|                          | <u>GP</u> | <u>W</u> | <u>L</u> | <u>T</u> | <u>GF</u> | <u>GA</u> | <u>PTS</u> |
|--------------------------|-----------|----------|----------|----------|-----------|-----------|------------|
| Brooklin Redmen          | 18        | 15       | 2        | 1        | 212       | 129       | 31         |
| Akwesasne Thunder        | 18        | 12       | 6        | 0        | 203       | 150       | 24         |
| Peterborough Lakers      | 18        | 11       | 6        | 1        | 171       | 146       | 23         |
| Brampton Excelsiors*     | 18        | 9        | 9        | 0        | 161       | 141       | 18         |
| Six Nations Chiefs       | 18        | 7        | 10       | 1        | 163       | 166       | 15         |
| St. Catharines Athletics | 18        | 6        | 11       | 1        | 177       | 183       | 13         |
| Ohswéken Wolves          | 18        | 1        | 17       | 0        | 111       | 283       | 2          |

**PLAYOFFS****PRELIMINARY ROUND-ROBIN**

|                   | <u>GP</u> | <u>W</u> | <u>L</u> | <u>T</u> | <u>GF</u> | <u>GA</u> | <u>PTS</u> |
|-------------------|-----------|----------|----------|----------|-----------|-----------|------------|
| Brooklin Redmen   | 4         | 4        | 0        | 0        | 56        | 22        | 8          |
| Akwesasne Thunder | 4         | 2        | 2        | 0        | 47        | 25        | 4          |
| Ohswéken Wolves   | 4         | 0        | 4        | 0        | 17        | 73        | 0          |

Peterborough Lakers defeated St. Catharines Athletics 4 games to 1

Brampton Excelsiors defeated Six Nations Chiefs 4 games to 0

Brampton Excelsiors defeated Brooklin Redmen 4 games to 2

Akwesasne Thunder defeated Peterborough Lakers 4 games to 3

Brampton Excelsiors defeated Akwesasne Thunder 4 games to 1

**MANN CUP – CANADIAN SENIOR CHAMPIONSHIP**

Victoria Shamrocks defeated Brampton Excelsiors 4 games to 0 (14-9, 9-6, 11-3, 17-9)

### 2000 MAJOR SERIES LACROSSE

|                          | <u>GP</u> | <u>W</u> | <u>L</u> | <u>T</u> | <u>GF</u> | <u>GA</u> | <u>PTS</u> |
|--------------------------|-----------|----------|----------|----------|-----------|-----------|------------|
| Brooklin Redmen*         | 18        | 13       | 5        | 0        | 285       | 196       | 26         |
| Peterborough Lakers      | 18        | 12       | 6        | 0        | 214       | 177       | 24         |
| Brampton Excelsiors      | 18        | 11       | 7        | 0        | 227       | 155       | 22         |
| St. Catharines Athletics | 18        | 6        | 12       | 0        | 201       | 239       | 12         |
| Six Nations Chiefs       | 18        | 6        | 12       | 0        | 182       | 290       | 12         |
| Akwesasne Thunder        | 18        | 6        | 12       | 0        | 204       | 256       | 12         |

#### PLAYOFFS

Brooklin Redmen defeated St. Catharines Athletics 4 games to 0

Brampton Excelsiors defeated Peterborough Lakers 4 games to 0

Brooklin Redmen defeated Brampton Excelsiors 4 games to 3

#### MANN CUP – CANADIAN SENIOR CHAMPIONSHIP

Brooklin Redmen defeated Victoria Shamrocks 4 games to 0 (15-13 OT, 15-13, 15-13 OT, 14-9)

### 2001 MAJOR SERIES LACROSSE

|                          | <u>GP</u> | <u>W</u> | <u>L</u> | <u>T</u> | <u>GF</u> | <u>GA</u> | <u>PTS</u> |
|--------------------------|-----------|----------|----------|----------|-----------|-----------|------------|
| Brooklin Redmen          | 20        | 15       | 4        | 1        | 253       | 186       | 31         |
| Brampton Excelsiors*     | 20        | 15       | 5        | 0        | 234       | 200       | 30         |
| Peterborough Lakers      | 20        | 10       | 8        | 2        | 243       | 220       | 22         |
| St. Catharines Athletics | 20        | 8        | 12       | 0        | 200       | 210       | 16         |
| Six Nations Chiefs       | 20        | 7        | 13       | 0        | 189       | 231       | 14         |
| Akwesasne Thunder        | 20        | 3        | 16       | 1        | 206       | 278       | 7          |

#### PLAYOFFS

Brooklin Redmen defeated St. Catharines Athletics 4 games to 1

Brampton Excelsiors defeated Peterborough Lakers 4 games to 1

Brampton Excelsiors defeated Brooklin Redmen 4 games to 1

#### MANN CUP – CANADIAN SENIOR CHAMPIONSHIP

Coquitlam Adanacs defeated Brampton Excelsiors 4 games to 3 (6-9, 5-9, 13-5, 12-8, 9-17, 15-10, 10-9)

### 2002 MAJOR SERIES LACROSSE

|                          | <u>GP</u> | <u>W</u> | <u>L</u> | <u>T</u> | <u>GF</u> | <u>GA</u> | <u>PTS</u> |
|--------------------------|-----------|----------|----------|----------|-----------|-----------|------------|
| Brampton Excelsiors*     | 20        | 17       | 3        | 0        | 267       | 151       | 34         |
| Brooklin Redmen          | 20        | 14       | 5        | 1        | 269       | 161       | 29         |
| Peterborough Lakers      | 20        | 12       | 6        | 2        | 245       | 178       | 26         |
| St. Catharines Athletics | 20        | 10       | 9        | 1        | 220       | 190       | 21         |
| Six Nations Chiefs       | 20        | 5        | 15       | 0        | 192       | 264       | 10         |
| Akwesasne Thunder        | 20        | 0        | 20       | 0        | 119       | 369       | 0          |

#### PLAYOFFS

Brampton Excelsiors defeated St. Catharines Athletics 4 games to 0

Brooklin Redmen defeated Peterborough Lakers 4 games to 1

Brampton Excelsiors defeated Brooklin Redmen 4 games to 1

#### MANN CUP – CANADIAN SENIOR CHAMPIONSHIP

Brampton Excelsiors defeated Victoria Shamrocks 4 games to 3 (15-10, 5-7, 11-10 OT, 11-8, 11-12, 7-10, 9-8)

## 2003 MAJOR SERIES LACROSSE

|                          | <u>GP</u> | <u>W</u> | <u>L</u> | <u>T</u> | <u>GF</u> | <u>GA</u> | <u>PTS</u> |
|--------------------------|-----------|----------|----------|----------|-----------|-----------|------------|
| St. Catharines Athletics | 14        | 10       | 4        | 0        | 171       | 144       | 20         |
| Brooklin Redmen          | 14        | 9        | 5        | 0        | 143       | 114       | 18         |
| Peterborough Lakers      | 14        | 8        | 6        | 0        | 154       | 131       | 16         |
| Brampton Excelsiors*     | 14        | 8        | 6        | 0        | 160       | 153       | 16         |
| Six Nations Chiefs       | 14        | 4        | 10       | 0        | 132       | 169       | 8          |
| Akwesasne Thunder        | 14        | 3        | 11       | 0        | 140       | 189       | 6          |

### PLAYOFFS

#### PRELIMINARY ROUND-ROBIN

|                          | <u>GP</u> | <u>W</u> | <u>L</u> | <u>T</u> | <u>GF</u> | <u>GA</u> | <u>PTS</u> |
|--------------------------|-----------|----------|----------|----------|-----------|-----------|------------|
| Brooklin Redmen          | 4         | 4        | 0        | 0        | 62        | 34        | 8          |
| St. Catharines Athletics | 4         | 2        | 2        | 0        | 47        | 43        | 4          |
| Akwesasne Thunder        | 4         | 0        | 4        | 0        | 25        | 57        | 0          |

#### PRELIMINARY ROUND-ROBIN

|                          | <u>GP</u> | <u>W</u> | <u>L</u> | <u>T</u> | <u>GF</u> | <u>GA</u> | <u>PTS</u> |
|--------------------------|-----------|----------|----------|----------|-----------|-----------|------------|
| Brampton Excelsiors      | 4         | 4        | 0        | 0        | 41        | 22        | 8          |
| St. Catharines Athletics | 4         | 2        | 2        | 0        | 31        | 41        | 4          |
| Six Nations Chiefs       | 4         | 0        | 4        | 0        | 29        | 38        | 0          |

Peterborough Lakers defeated St. Catharines Athletics 4 games to 3

Brampton Excelsiors defeated Brooklin Redmen 4 games to 2

Brampton Excelsiors defeated Peterborough Lakers 4 games to 1

#### MANN CUP – CANADIAN SENIOR CHAMPIONSHIP

Victoria Shamrocks defeated Brampton Excelsiors 4 games to 1 (12-10, 14-10, 13-6, 10-11 OT, 11-6)

## 2004 MAJOR SERIES LACROSSE

|                          | <u>GP</u> | <u>W</u> | <u>L</u> | <u>T</u> | <u>GF</u> | <u>GA</u> | <u>PTS</u> |
|--------------------------|-----------|----------|----------|----------|-----------|-----------|------------|
| Brooklin Redmen          | 18        | 13       | 5        | 0        | 258       | 159       | 26         |
| Peterborough Lakers*     | 18        | 13       | 5        | 0        | 238       | 158       | 26         |
| Six Nations Chiefs       | 18        | 12       | 5        | 1        | 230       | 191       | 25         |
| Brampton Excelsiors      | 18        | 11       | 7        | 0        | 243       | 160       | 22         |
| St. Catharines Athletics | 18        | 7        | 11       | 0        | 193       | 214       | 14         |
| Akwesasne Thunder        | 18        | 6        | 11       | 1        | 205       | 248       | 13         |
| Windsor Warlocks         | 18        | 0        | 18       | 0        | 131       | 368       | 0          |

### PLAYOFFS

Six Nations Chiefs defeated Akwesasne Thunder 3 games to 0

Brampton Excelsiors defeated St. Catharines 3 games to 1

Brampton Excelsiors defeated Brooklin Redmen 4 games to 0

Peterborough Lakers defeated Six Nations Chiefs 4 games to 3

Peterborough Lakers defeated Brampton Excelsiors 4 games to 3

#### MANN CUP – CANADIAN SENIOR CHAMPIONSHIP

Peterborough Lakers defeated Victoria Shamrocks 4 games to 2 (6-9, 12-6, 12-11, 12-3, 8-14, 11-10)

## 2005 MAJOR SERIES LACROSSE

|                          | <u>GP</u> | <u>W</u> | <u>L</u> | <u>T</u> | <u>GF</u> | <u>GA</u> | <u>PTS</u> |
|--------------------------|-----------|----------|----------|----------|-----------|-----------|------------|
| Peterborough Lakers*     | 18        | 14       | 4        | 0        | 224       | 172       | 28         |
| Brampton Excelsiors      | 17        | 11       | 5        | 1        | 188       | 156       | 23         |
| Barrie Lakeshores        | 18        | 9        | 9        | 0        | 177       | 160       | 18         |
| Six Nations Chiefs       | 18        | 9        | 9        | 0        | 197       | 205       | 18         |
| St. Catharines Athletics | 18        | 7        | 12       | 1        | 173       | 187       | 15         |
| Akwesasne Thunder        | 17        | 5        | 12       | 0        | 154       | 202       | 10         |
| Brooklin Redmen          | 18        | 4        | 14       | 0        | 196       | 227       | 8          |

### PLAYOFFS

Barrie Lakeshores defeated Akwesasne Thunder 3 games to 0  
Six Nations Chiefs defeated St. Catharines Athletics 3 games to 0

Peterborough Lakers defeated Six Nations Chiefs 4 games to 0  
Brampton Excelsiors defeated Barrie Lakeshores 4 games to 2

Peterborough Lakers defeated Brampton Excelsiors 4 games to 3

### MANN CUP – CANADIAN SENIOR CHAMPIONSHIP

Victoria Shamrocks defeated Peterborough Lakers 4 games to 2 (6-8, 13-12 OT, 13-8, 12-6, 5-10, 9-8 OT)

## 2006 MAJOR SERIES LACROSSE

|                            | <u>GP</u> | <u>W</u> | <u>L</u> | <u>T</u> | <u>GF</u> | <u>GA</u> | <u>PTS</u> |
|----------------------------|-----------|----------|----------|----------|-----------|-----------|------------|
| Brampton Excelsiors        | 18        | 13       | 3        | 2        | 211       | 162       | 28         |
| Peterborough Lakers*       | 18        | 13       | 4        | 1        | 202       | 159       | 27         |
| Barrie Lakeshores          | 18        | 9        | 8        | 1        | 185       | 163       | 19         |
| Brooklin Redmen            | 18        | 8        | 10       | 0        | 195       | 196       | 16         |
| St. Regis Indians          | 18        | 7        | 10       | 1        | 188       | 186       | 15         |
| Kitchener-Waterloo Kodiaks | 18        | 5        | 12       | 1        | 158       | 224       | 11         |
| Six Nations Chiefs         | 18        | 5        | 13       | 0        | 149       | 198       | 10         |

### PLAYOFFS

Barrie Lakeshores defeated Kitchener-Waterloo Kodiaks 3 games to 1  
Brooklin Redmen defeated St. Regis Indians 3 games to 2

Peterborough Lakers defeated Barrie Lakeshores 4 games to 2  
Brampton Excelsiors defeated Brooklin Redmen 4 games to 1

Peterborough Lakers defeated Brampton Excelsiors 4 games to 2

### MANN CUP – CANADIAN SENIOR CHAMPIONSHIP

Peterborough Lakers defeated Victoria Shamrocks 4 games to 1 (10-6, 12-8, 10-11, 12-5, 17-10)

## 2007 MAJOR SERIES LACROSSE

|                            | <u>GP</u> | <u>W</u> | <u>L</u> | <u>T</u> | <u>GF</u> | <u>GA</u> | <u>PTS</u> |
|----------------------------|-----------|----------|----------|----------|-----------|-----------|------------|
| Peterborough Lakers*       | 17        | 13       | 3        | 1        | 197       | 144       | 27         |
| Barrie Lakeshores          | 18        | 12       | 6        | 0        | 186       | 149       | 24         |
| Brampton Excelsiors        | 18        | 11       | 6        | 1        | 158       | 135       | 23         |
| St. Regis Indians          | 17        | 9        | 7        | 1        | 158       | 165       | 19         |
| Six Nations Chiefs         | 18        | 8        | 10       | 0        | 189       | 197       | 16         |
| Kitchener-Waterloo Kodiaks | 18        | 4        | 14       | 0        | 164       | 210       | 8          |
| Brooklin Redmen            | 18        | 3        | 14       | 1        | 167       | 219       | 7          |

### PLAYOFFS

Barrie Lakeshores defeated Kitchener-Waterloo Kodiaks 3 games to 1  
Brooklin Redmen defeated St. Regis Indians 3 games to 2

Peterborough Lakers defeated Barrie Lakeshores 4 games to 2  
Brampton Excelsiors defeated Brooklin Redmen 4 games to 1

Peterborough Lakers defeated Brampton Excelsiors 4 games to 2

### MANN CUP – CANADIAN SENIOR CHAMPIONSHIP

Peterborough Lakers defeated Coquitlam Adanacs 4 games to 2 (11-14, 13-9, 7-6, 12-8, 10-11, 12-8)

## 2008 MAJOR SERIES LACROSSE

|                            | <u>GP</u> | <u>W</u> | <u>L</u> | <u>T</u> | <u>GF</u> | <u>GA</u> | <u>PTS</u> |
|----------------------------|-----------|----------|----------|----------|-----------|-----------|------------|
| Brampton Excelsiors*       | 18        | 14       | 3        | 1        | 192       | 128       | 29         |
| Peterborough Lakers        | 18        | 12       | 5        | 1        | 196       | 156       | 25         |
| St. Regis Indians          | 18        | 11       | 7        | 0        | 189       | 154       | 22         |
| Brooklin Redmen            | 18        | 7        | 11       | 0        | 168       | 209       | 14         |
| Kitchener-Waterloo Kodiaks | 18        | 6        | 10       | 2        | 160       | 188       | 14         |
| Six Nations Chiefs         | 18        | 5        | 12       | 1        | 172       | 202       | 11         |
| Barrie Lakeshores          | 18        | 5        | 12       | 1        | 155       | 195       | 11         |

### PLAYOFFS

Brooklin Redmen defeated Kitchener-Waterloo Kodiaks 3 games to 0  
St. Regis Indians defeated Six Nations Chiefs 3 games to 1

Brampton Excelsiors defeated Brooklin Redmen 4 games to 0  
Peterborough Lakers defeated St. Regis Indians 4 games to 1

Brampton Excelsiors defeated Peterborough Lakers 4 games to 3

### MANN CUP – CANADIAN SENIOR CHAMPIONSHIP

Brampton Excelsiors defeated New Westminster Salmonbellies 4 games to 0 (8-5, 6-5, 7-3, 9-6)

## 2009 MAJOR SERIES LACROSSE

|                            | <u>GP</u> | <u>W</u> | <u>L</u> | <u>T</u> | <u>GF</u> | <u>GA</u> | <u>PTS</u> |
|----------------------------|-----------|----------|----------|----------|-----------|-----------|------------|
| Brampton Excelsiors*       | 18        | 13       | 5        | 0        | 197       | 125       | 26         |
| Six Nations Chiefs         | 18        | 13       | 5        | 0        | 203       | 143       | 26         |
| Peterborough Lakers        | 18        | 12       | 6        | 0        | 201       | 149       | 24         |
| Kitchener-Waterloo Kodiaks | 18        | 9        | 9        | 0        | 164       | 184       | 18         |
| St. Regis Indians          | 18        | 9        | 9        | 0        | 180       | 212       | 18         |
| Brooklin Redmen            | 18        | 4        | 14       | 0        | 131       | 193       | 8          |
| Barrie Lakeshores          | 18        | 3        | 15       | 0        | 142       | 212       | 6          |

### PLAYOFFS

Peterborough Lakers defeated Brooklin Redmen 3 games to 1 (13-10, 7-4, 10-9, 12-9)  
St. Regis Indians defeated Kitchener-Waterloo Kodiaks 3 games to 1 (5-14, 13-7, 19-11, 11-10)

Brampton Excelsiors defeated St. Regis Indians 4 games to 1 (13-10, 12-13, 8-5, 13-3, 9-7)  
Peterborough Lakers defeated Six Nations Chiefs 4 games to 4 games to 1 (10-9, 14-7, 10-9, 7-14, 10-2)

Brampton Excelsiors defeated Peterborough Lakers 4 games to 2 (8-1, 14-11, 6-9, 14-9, 5-9, 9-8)

### MANN CUP – CANADIAN SENIOR CHAMPIONSHIP

Brampton Excelsiors defeated New Westminster Salmonbellies 4 games to 3 (9-12, 13-10, 8-7 OT, 7-8, 8-10, 9-8 OT, 9-7 OT)

## 2010 MAJOR SERIES LACROSSE

|                            | <u>GP</u> | <u>W</u> | <u>L</u> | <u>T</u> | <u>GF</u> | <u>GA</u> | <u>PTS</u> |
|----------------------------|-----------|----------|----------|----------|-----------|-----------|------------|
| Peterborough Lakers*       | 16        | 14       | 2        | 0        | 183       | 126       | 28         |
| Brampton Excelsiors        | 16        | 11       | 5        | 0        | 166       | 135       | 22         |
| Six Nations Chiefs         | 16        | 10       | 6        | 0        | 167       | 146       | 20         |
| Kitchener-Waterloo Kodiaks | 16        | 6        | 9        | 1        | 135       | 139       | 13         |
| Brooklin Redmen            | 16        | 3        | 12       | 1        | 128       | 178       | 7          |
| Ajax Rock                  | 16        | 3        | 13       | 0        | 121       | 176       | 6          |
| Barrie Lakeshores          | 0         | 0        | 0        | 0        | 0         | 0         | 0          |

*Barrie Lakeshores folded on the evening of May 27, 2010 prior to their home opener*

### PLAYOFFS

Brooklin Redmen defeated Kitchener-Waterloo Kodiaks 4 games to 0 (9-7, 7-6, 13-12, 11-10)  
Six Nations Chiefs defeated Ajax Rock 4 games to 0 (8-6, 16-10, 10-4, 10-6)

Peterborough Lakers defeated Brooklin Redmen 4 games to 3 (12-6\*, 15-12\*, 12-7, 13-8, 9-10, 14-5, 14-3)  
Brampton Excelsiors defeated Six Nations Chiefs 4 games to 3 (8-9, 12-9, 8-3, 5-7 OT, 11-8, 5-7, 10-9)

*\*Peterborough forfeited two games to Brooklin after using an ineligible player*

Peterborough Lakers defeated Brampton Excelsiors 4 games to 2 (12-8, 8-10 OT, 12-9, 4-8, 13-14 OT, 10-4, 11-9)

### MANN CUP – CANADIAN SENIOR CHAMPIONSHIP

Peterborough Lakers defeated New Westminster Salmonbellies 4 games to 2 (13-11 OT, 7-10, 10-7, 8-9, 14-9, 15-9)

## 2011 MAJOR SERIES LACROSSE

|                            | <u>GP</u> | <u>W</u> | <u>L</u> | <u>T</u> | <u>GF</u> | <u>GA</u> | <u>PTS</u> |
|----------------------------|-----------|----------|----------|----------|-----------|-----------|------------|
| Peterborough Lakers        | 20        | 16       | 4        | 0        | 233       | 171       | 32         |
| Brooklin Redmen            | 20        | 13       | 7        | 0        | 215       | 175       | 26         |
| Brampton Excelsiors*       | 20        | 12       | 8        | 0        | 171       | 164       | 24         |
| Six Nations Chiefs         | 20        | 12       | 8        | 0        | 186       | 161       | 24         |
| Kitchener-Waterloo Kodiaks | 20        | 4        | 16       | 0        | 154       | 205       | 8          |
| Ajax Rock                  | 20        | 3        | 17       | 0        | 147       | 230       | 6          |

### PLAYOFFS

Peterborough Lakers defeated Six Nations Chiefs 4 games to 3 (9-14 OT, 12-17, 13-10, 10-8, 9-7, 6-15, 10-3)  
Brampton Excelsiors defeated Brooklin Redmen 4 games to 2 (6-7 OT, 6-7 OT, 11-7, 6-4, 10-8 OT, 13-2)

Brampton Excelsiors defeated Peterborough Lakers 4 games to 2 (8-9 2OT, 8-5, 12-10, 10-11, 13-11, 9-7)

### MANN CUP – CANADIAN SENIOR CHAMPIONSHIP

Brampton Excelsiors defeated Langley Thunder 4 games to 1 (3-11, 9-4, 8-7, 5-4, 6-3)

## 2012 MAJOR SERIES LACROSSE

|                            | <u>GP</u> | <u>W</u> | <u>L</u> | <u>T</u> | <u>GF</u> | <u>GA</u> | <u>PTS</u> |
|----------------------------|-----------|----------|----------|----------|-----------|-----------|------------|
| EASTERN DIVISION           |           |          |          |          |           |           |            |
| Brooklin Redmen            | 14        | 10       | 4        | 0        | 143       | 121       | 20         |
| Peterborough Lakers*       | 14        | 9        | 5        | 0        | 169       | 112       | 18         |
| Ajax Rock                  | 14        | 1        | 13       | 0        | 94        | 166       | 2          |
| WESTERN DIVISION           |           |          |          |          |           |           |            |
| Six Nations Chiefs         | 14        | 9        | 4        | 1        | 134       | 105       | 19         |
| Brampton Excelsiors        | 14        | 7        | 7        | 0        | 93        | 127       | 14         |
| Kitchener-Waterloo Kodiaks | 14        | 5        | 8        | 1        | 123       | 125       | 11         |

### PLAYOFFS

Peterborough Lakers defeated Ajax Rock 3 games to 0 (15-8, 13-9, 17-6)  
Brampton Excelsiors defeated Kitchener-Waterloo Kodiaks 3 games to 1 (8-10, 8-6, 11-4, 8-4)

Peterborough Lakers defeated Brooklin Redmen 4 games to 0 (10-8, 14-7, 11-8, 17-10)  
Six Nations Chiefs defeated Brampton Excelsiors 4 games to 1 (12-3, 5-6, 9-5, 9-7, 12-6)

Peterborough Lakers defeated Six Nations Chiefs 4 games to 1 (10-7, 10-6, 9-12, 9-8, 10-8)

### MANN CUP – CANADIAN SENIOR CHAMPIONSHIP

Peterborough Lakers defeated Langley Thunder 4 games to 2 (12-13, 14-15 OT, 14-10, 9-8, 9-5, 14-8)

## 2013 MAJOR SERIES LACROSSE

|                            | <u>GP</u> | <u>W</u> | <u>L</u> | <u>T</u> | <u>GF</u> | <u>GA</u> | <u>PTS</u> |
|----------------------------|-----------|----------|----------|----------|-----------|-----------|------------|
| Six Nations Chiefs*        | 20        | 16       | 3        | 1        | 218       | 157       | 33         |
| Peterborough Lakers        | 20        | 13       | 7        | 0        | 217       | 188       | 26         |
| Brooklin Redmen            | 20        | 12       | 7        | 1        | 188       | 159       | 25         |
| Kitchener-Waterloo Kodiaks | 20        | 10       | 9        | 1        | 200       | 181       | 21         |
| Brampton Excelsiors        | 20        | 5        | 15       | 0        | 146       | 219       | 10         |
| Oakville Rock              | 20        | 2        | 17       | 1        | 140       | 205       | 5          |

### PLAYOFFS

Six Nations Chiefs defeated Kitchener-Waterloo Kodiaks 4 games to 0 (13-7, 9-8, 8-7, 11-8)  
Brooklin Redmen defeated Peterborough Lakers 4 games to 3 (13-10, 11-10 OT, 11-3, 11-12, 9-15, 7-6 OT, 13-8)

Six Nations Chiefs defeated Brooklin Redmen 4 games to 0 (12-7, 11-5, 8-4, 9-7)

### MANN CUP – CANADIAN SENIOR CHAMPIONSHIP

Six Nations Chiefs defeated Victoria Shamrocks 4 games to 2 (4-5, 10-8, 6-8, 8-3, 11-7, 8-5)

### 2014 MAJOR SERIES LACROSSE

|                            | <u>GP</u> | <u>W</u> | <u>L</u> | <u>T</u> | <u>GF</u> | <u>GA</u> | <u>PTS</u> |
|----------------------------|-----------|----------|----------|----------|-----------|-----------|------------|
| Brooklin Redmen            | 18        | 14       | 4        | 0        | 185       | 160       | 28         |
| Peterborough Lakers        | 18        | 10       | 8        | 0        | 199       | 153       | 20         |
| Kitchener-Waterloo Kodiaks | 18        | 10       | 8        | 0        | 153       | 154       | 20         |
| Six Nations Chiefs*        | 18        | 9        | 9        | 0        | 136       | 136       | 18         |
| Oakville Rock              | 18        | 6        | 12       | 0        | 147       | 159       | 12         |
| Brampton Excelsiors        | 18        | 5        | 13       | 0        | 124       | 182       | 10         |

#### PLAYOFFS

Six Nations Chiefs defeated Brooklin Redmen 4 games to 1 (9-8, 9-4, 10-6, 7-9, 10-9)

Peterborough Lakers defeated Kitchener-Waterloo Kodiaks 4 games to 1 (14-4, 7-13, 10-6, 9-7, 13-9)

Six Nations Chiefs defeated Peterborough Lakers 4 games to 3 (7-9, 8-5, 9-5, 9-7, 6-9, 9-10 OT, 9-5)

#### MANN CUP – CANADIAN SENIOR CHAMPIONSHIP

Six Nations Chiefs defeated Victoria Shamrocks 4 games to 2 (7-4, 5-6 OT, 11-12 OT, 12-6, 8-6, 9-4)

### 2015 MAJOR SERIES LACROSSE

|                            | <u>GP</u> | <u>W</u> | <u>L</u> | <u>T</u> | <u>GF</u> | <u>GA</u> | <u>PTS</u> |
|----------------------------|-----------|----------|----------|----------|-----------|-----------|------------|
| Six Nations Chiefs         | 18        | 15       | 3        | 0        | 217       | 135       | 30         |
| Peterborough Lakers*       | 18        | 14       | 4        | 0        | 196       | 138       | 28         |
| Oakville Rock              | 18        | 7        | 11       | 0        | 129       | 153       | 14         |
| Brampton Excelsiors        | 18        | 7        | 11       | 0        | 145       | 186       | 14         |
| Brooklin Redmen            | 18        | 6        | 11       | 1        | 127       | 165       | 13         |
| Kitchener-Waterloo Kodiaks | 18        | 4        | 13       | 1        | 130       | 167       | 9          |

#### PLAYOFFS

Six Nations Chiefs defeated Brampton Excelsiors 4 games to 1 (9-6, 7-6, 6-7, 14-3, 12-6)

Peterborough Lakers defeated Oakville Rock 4 games to 1 (7-5, 12-8, 5-12, 9-7, 10-3)

Peterborough Lakers defeated Six Nations Chiefs 4 games to 3 (6-4, 18-14, 6-7, 6-8, 6-11, 13-10, 6-5)

#### MANN CUP – CANADIAN SENIOR CHAMPIONSHIP

Victoria Shamrocks defeated Peterborough Lakers 4 games to 2 (8-6, 7-14, 14-8, 6-8, 7-5 OT, 12-6)

### 2016 MAJOR SERIES LACROSSE

|                     | <u>GP</u> | <u>W</u> | <u>L</u> | <u>T</u> | <u>GF</u> | <u>GA</u> | <u>PTS</u> |
|---------------------|-----------|----------|----------|----------|-----------|-----------|------------|
| Peterborough Lakers | 18        | 14       | 3        | 1        | 193       | 122       | 29         |
| Brooklin Redmen     | 18        | 12       | 5        | 1        | 158       | 142       | 25         |
| Six Nations Chiefs  | 18        | 11       | 5        | 2        | 173       | 137       | 24         |
| Oakville Rock       | 18        | 10       | 7        | 1        | 162       | 123       | 21         |
| Brampton Excelsiors | 18        | 3        | 15       | 0        | 123       | 180       | 6          |
| Cobourg Kodiaks     | 18        | 1        | 16       | 1        | 122       | 227       | 3          |

#### PLAYOFFS

Peterborough Lakers defeated Oakville Rock 4 games to 2 (8-3, 9-12, 14-12, 6-8, 10-7, 6-4)

Six Nations Chiefs defeated Brooklin Redmen 4 games to 2 (4-6, 9-4, 8-6, 6-10, 10-8, 9-6)

Six Nations Chiefs defeated Peterborough Lakers 4 games to 3 (11-12 OT, 6-7, 9-15, 8-1, 8-6, 10-7, 10-7)

#### MANN CUP – CANADIAN SENIOR CHAMPIONSHIP

Six Nations Chiefs defeated Maple Ridge Burrards 4 games to 1 (15-8, 9-13, 9-7 OT, 9-7, 14-6)



## 2017 MAJOR SERIES LACROSSE

|                      | <u>GP</u> | <u>W</u> | <u>L</u> | <u>T</u> | <u>GF</u> | <u>GA</u> | <u>PTS</u> |
|----------------------|-----------|----------|----------|----------|-----------|-----------|------------|
| Peterborough Lakers* | 18        | 17       | 1        | 0        | 248       | 143       | 34         |
| Six Nations Chiefs   | 18        | 14       | 3        | 1        | 205       | 146       | 29         |
| Brooklin Redmen      | 18        | 7        | 9        | 2        | 187       | 172       | 16         |
| Oakville Rock        | 18        | 7        | 10       | 1        | 169       | 161       | 15         |
| Brampton Excelsiors  | 18        | 4        | 12       | 2        | 176       | 229       | 10         |
| Cobourg Kodiaks      | 18        | 2        | 16       | 0        | 108       | 242       | 4          |

### PLAYOFFS

Peterborough Lakers defeated Brooklin Redmen 4 games to 2 (10-11, 6-5, 9-8 2OT, 9-11, 7-5, 10-4)

Six Nations Chiefs defeated Oakville Rock 4 games to 3 (7-8 3OT, 14-11 OT, 10-6, 5-10, 5-4 OT, 5-7, 11-7)

Peterborough Lakers defeated Six Nations Chiefs 4 games to 1 (10-7, 9-7, 11-8, 10-11, 9-7)

### MANN CUP – CANADIAN SENIOR CHAMPIONSHIP

Peterborough Lakers defeated New Westminster Salmonbellies 4 games to 2 (10-12 OT, 8-13, 13-12, 9-7, 11-10, 14-10)

## 2018 MAJOR SERIES LACROSSE

|                      | <u>GP</u> | <u>W</u> | <u>L</u> | <u>T</u> | <u>GF</u> | <u>GA</u> | <u>PTS</u> |
|----------------------|-----------|----------|----------|----------|-----------|-----------|------------|
| Peterborough Lakers* | 16        | 12       | 3        | 1        | 172       | 130       | 25         |
| Oakville Rock        | 16        | 10       | 5        | 1        | 152       | 132       | 21         |
| Six Nations Chiefs   | 16        | 8        | 7        | 1        | 147       | 136       | 17         |
| Brooklin Redmen      | 16        | 7        | 8        | 1        | 143       | 151       | 15         |
| Brampton Excelsiors  | 16        | 5        | 9        | 2        | 165       | 186       | 12         |
| Cobourg Kodiaks      | 16        | 2        | 12       | 2        | 145       | 189       | 6          |

### PLAYOFFS

Peterborough Lakers defeated Brooklin Redmen 4 games to 3 (13-8, 12-8, 7-6, 10-11, OT, 9-12, 6-9, 13-7)

Oakville Rock defeated Six Nations Chiefs 4 games to 2 (5-8, 7-6, 7-9, 8-7, 8-4, 9-7 OT)

Peterborough Lakers defeated Oakville Rock 4 games to 2 (8-7 OT, 8-10, 13-9, 6-8 OT, 14-11, 8-7)

### MANN CUP – CANADIAN SENIOR CHAMPIONSHIP

Peterborough Lakers defeated Maple Ridge Burrards 4 games to 0 (14-13 OT, 10-1, 11-6, 11-8)

## 2019 MAJOR SERIES LACROSSE

|                        | <u>GP</u> | <u>W</u> | <u>L</u> | <u>T</u> | <u>GF</u> | <u>GA</u> | <u>PTS</u> |
|------------------------|-----------|----------|----------|----------|-----------|-----------|------------|
| Peterborough Lakers*   | 18        | 14       | 4        | 0        | 196       | 164       | 28         |
| Six Nations Chiefs     | 18        | 11       | 7        | 0        | 172       | 153       | 22         |
| Oakville Rock          | 18        | 10       | 8        | 0        | 180       | 145       | 20         |
| Brampton Excelsiors    | 18        | 9        | 9        | 0        | 165       | 178       | 18         |
| Cobourg Kodiaks        | 18        | 6        | 12       | 0        | 152       | 188       | 12         |
| Brooklin Lacrosse Club | 18        | 4        | 14       | 0        | 130       | 167       | 8          |

### PLAYOFFS

Peterborough Lakers defeated Brampton Excelsiors 4 games to 0 (12-7, 9-8, 11-4, 10-7)

Six Nations Chiefs defeated Oakville Rock 4 games to 1 (8-7, 12-10, 6-7, 9-7, 14-13 OT)

Peterborough Lakers defeated Six Nations Chiefs 4 games to 2 (10-12 OT, 10-12, 9-8, 15-9, 13-12, 14-6)

### MANN CUP – CANADIAN SENIOR CHAMPIONSHIP

Peterborough Lakers defeated Victoria Shamrocks 4 games to 1 (6-13, 12-10 OT, 9-8, 8-6, 7-5)

## 2020 MAJOR SERIES LACROSSE

*Major Series Lacrosse season cancelled on May 19, 2020 due to the COVID-19 coronavirus pandemic*

## 2021 MAJOR SERIES LACROSSE

*Major Series Lacrosse season cancelled on May 18, 2021 due to the COVID-19 coronavirus pandemic*

## 2022 MAJOR SERIES LACROSSE

|                        | <u>GP</u> | <u>W</u> | <u>L</u> | <u>T</u> | <u>GF</u> | <u>GA</u> | <u>PTS</u> |
|------------------------|-----------|----------|----------|----------|-----------|-----------|------------|
| Six Nations Chiefs     | 12        | 8        | 3        | 1        | 114       | 98        | 17         |
| Peterborough Lakers*   | 12        | 7        | 5        | 0        | 120       | 110       | 14         |
| Brooklin Lacrosse Club | 12        | 6        | 5        | 1        | 121       | 106       | 13         |
| Cobourg Kodiaks        | 12        | 2        | 10       | 0        | 80        | 121       | 4          |
| Oakville Rock          | 0         | 0        | 0        | 0        | 0         | 0         | 0          |

*Brampton Excelsiors and Owen Sound Lacrosse sat out the season due to the ownership dispute between the two teams, Major Series Lacrosse, and the Ontario Lacrosse Association*

*Oakville Rock withdrew from league play on June 17, 2022 due to the Brampton-Owen Sound ownership dispute*

### PLAYOFFS

Peterborough Lakers defeated Brooklin Lacrosse Club 3 games to 2 (12-8, 10-12, 10-11 2OT, 12-8, 11-8)

Six Nations Chiefs defeated Cobourg Kodiaks 4 games to 0 (10-9, 8-7, 11-8, 10-9 2OT)

Peterborough Lakers defeated Six Nations Chiefs 4 games to 2 (10-6, 12-13 OT, 11-7, 12-5, 8-15, 10-8)

### MANN CUP – CANADIAN SENIOR CHAMPIONSHIP

Peterborough Lakers defeated Langley Thunder 4 games to 3 (11-16, 14-15 2OT, 12-6, 15-12, 10-5, 4-9, 13-9)

## 2023 MAJOR SERIES LACROSSE

|                        | <u>GP</u> | <u>W</u> | <u>L</u> | <u>T</u> | <u>GF</u> | <u>GA</u> | <u>PTS</u> |
|------------------------|-----------|----------|----------|----------|-----------|-----------|------------|
| Six Nations Chiefs*    | 16        | 14       | 2        | 0        | 178       | 121       | 28         |
| Peterborough Lakers    | 16        | 12       | 4        | 0        | 178       | 136       | 24         |
| Brooklin Lacrosse Club | 16        | 8        | 8        | 0        | 148       | 165       | 16         |
| Cobourg Kodiaks        | 16        | 3        | 13       | 0        | 149       | 173       | 6          |
| Brampton Excelsiors    | 16        | 3        | 13       | 0        | 117       | 175       | 6          |

*Owen Sound North Stars suspended operations on February 26, 2023 prior to the start of the season*

### PLAYOFFS

Six Nations Chiefs defeated Cobourg Kodiaks 4 games to 0 (15-3, 7-5, 8-9, 14-6, 11-3)

Peterborough Lakers defeated Brooklin Lacrosse Club 4 games to 0 (12-9, 14-12, 16-7, 12-11 OT)

Six Nations Chiefs defeated Peterborough Lakers 4 games to 0 (10-7, 11-6, 13-5, 10-5)

### MANN CUP – CANADIAN SENIOR CHAMPIONSHIP

Six Nations Chiefs defeated New Westmister Salmonbellies 4 games to 1 (10-7, 13-11, 8-7, 10-11, 11-9)

## BRAMPTON EXCELSIORS

*Mimico-Brampton Combines (1942-1943)*

*Brampton-Lakeshore Combines (1945)*

*Brampton Ramblers (1961-1962)*

*Brampton Sealtests (1963-1964)*

*Bramalea Excelsiors (1969)*

| SENIOR AMATEUR CLUB – FIELD LACROSSE |                             | <u>GP</u> | <u>W</u> | <u>L</u> | <u>T</u> | <u>GF</u> | <u>GA</u> | <u>PTS</u> |
|--------------------------------------|-----------------------------|-----------|----------|----------|----------|-----------|-----------|------------|
| 1911                                 | Brampton Excelsiors         | 6         | 3        | 2        | 1        | 51        | 29        | 6          |
| <b>1912</b>                          | <b>Brampton Excelsiors</b>  | <b>4</b>  | <b>4</b> | <b>0</b> | <b>0</b> | <b>30</b> | <b>12</b> | <b>8</b>   |
| <b>1913</b>                          | <b>Brampton Excelsiors</b>  | <b>6</b>  | <b>5</b> | <b>1</b> | <b>0</b> | <b>62</b> | <b>31</b> | <b>10</b>  |
| <b>1914</b>                          | <b>Brampton Excelsiors</b>  | <b>8</b>  | <b>6</b> | <b>2</b> | <b>0</b> | <b>85</b> | <b>41</b> | <b>12</b>  |
| 1915                                 | <i>suspended operations</i> |           |          |          |          |           |           |            |
| 1916                                 | <i>suspended operations</i> |           |          |          |          |           |           |            |
| 1917                                 | <i>suspended operations</i> |           |          |          |          |           |           |            |
| 1918                                 | <i>suspended operations</i> |           |          |          |          |           |           |            |
| 1919                                 | Brampton Excelsiors         | 8         | 6        | 2        | 0        |           |           | 12         |
| 1920                                 | Brampton Excelsiors         | 9         | 6        | 2        | 1        | 64        | 36        | 13         |
| 1921                                 | Brampton Excelsiors         | 12        | 3        | 8        | 1        | 47        | 69        | 6          |
| 1922                                 | Brampton Excelsiors         | 12        | 9        | 3        | 0        | 72        | 35        | 18         |
| 1923                                 | Brampton Excelsiors         | 16        | 14       | 2        | 0        | 97        | 49        | 28         |
| 1924                                 | Brampton Excelsiors         | 12        | 10       | 2        | 0        | 84        | 43        | 20         |
| 1925                                 | Brampton Excelsiors         | 20        | 13       | 7        | 0        | 129       | 114       | 26         |
| 1926                                 | Brampton Excelsiors         | 16        | 11       | 5        | 0        | 105       | 75        | 22         |
| 1927                                 | Brampton Excelsiors         | 9         | 6        | 3        | 0        | 55        | 41        | 12         |
| 1928                                 | Brampton Excelsiors         | 20        | 15       | 5        | 0        | 149       | 88        | 30         |
| 1929                                 | Brampton Excelsiors         | 10        | 9        | 1        | 0        | 66        | 30        | 18         |
| <b>1930</b>                          | <b>Brampton Excelsiors</b>  | <b>11</b> | <b>7</b> | <b>3</b> | <b>1</b> | <b>42</b> | <b>40</b> | <b>15</b>  |
| <b>1931</b>                          | <b>Brampton Excelsiors</b>  | <b>10</b> | <b>6</b> | <b>4</b> | <b>0</b> | <b>57</b> | <b>39</b> | <b>12</b>  |

| SENIOR CLUB – BOX LACROSSE |                                 | <u>GP</u> | <u>W</u>  | <u>L</u> | <u>T</u> | <u>GF</u>  | <u>GA</u>  | <u>PTS</u> |
|----------------------------|---------------------------------|-----------|-----------|----------|----------|------------|------------|------------|
| 1932                       | Brampton Excelsiors             | 20        | 9         | 11       | 0        | 171        | 180        | 18         |
| 1933                       | Brampton Excelsiors             | 16        | 1         | 15       | 0        | 52         | 99         | 2          |
| 1935                       | Brampton Excelsiors             | 23        | 14        | 9        | 0        | 215        | 175        | 28         |
| 1936                       | Brampton Excelsiors             | 28        | 14        | 14       | 0        | 253        | 201        | 28         |
| 1937                       | Brampton Excelsiors             | 24        | 11        | 13       | 0        | 280        | 249        | 22         |
| 1938                       | Brampton Excelsiors             | 28        | 16        | 12       | 0        | 282        | 292        | 32         |
| 1939                       | Brampton Excelsiors             | 30        | 4         | 26       | 0        | 300        | 444        | 8          |
| 1940                       | Brampton Excelsiors             | 30        | 15        | 15       | 0        | 336        | 360        | 30         |
| 1941                       | Brampton Excelsiors             | 24        | 10        | 14       | 0        | 263        | 281        | 20         |
| <b>1942</b>                | <b>Mimico-Brampton Combines</b> | <b>24</b> | <b>13</b> | <b>9</b> | <b>2</b> | <b>299</b> | <b>267</b> | <b>28</b>  |
| <b>1943</b>                | <b>Mimico-Brampton Combines</b> | <b>24</b> | <b>17</b> | <b>7</b> | <b>0</b> | <b>318</b> | <b>268</b> | <b>34</b>  |
| 1944                       | Brampton Excelsiors             | 16        | 9         | 7        | 0        | 239        | 229        | 18         |
| 1945                       | Brampton-Lakeshore Combines     | 24        | 19        | 5        | 0        | 348        | 267        | 38         |
| 1946                       | Brampton Excelsiors             | 30        | 7         | 23       | 0        | 357        | 546        | 12         |
| 1947                       | Brampton Excelsiors             | 30        | 8         | 22       | 0        | 295        | 423        | 16         |
| 1948                       | Brampton Excelsiors             | 30        | 10        | 19       | 1        | 321        | 288        | 21         |
| 1949                       | Brampton Excelsiors             | 36        | 26        | 10       | 0        | 494        | 380        | 56         |
| 1950                       | Brampton Excelsiors             | 28        | 16        | 12       | 0        | 376        | 277        | 32         |
| 1951                       | Brampton Excelsiors             | 30        | 10        | 19       | 1        | 301        | 366        | 21         |
| 1953                       | Brampton Excelsiors             | 12        | 3         | 9        | 0        | 146        | 205        | 6          |
| 1954                       | <i>suspended operations</i>     |           |           |          |          |            |            |            |
| 1955                       | <i>suspended operations</i>     |           |           |          |          |            |            |            |
| 1956                       | <i>suspended operations</i>     |           |           |          |          |            |            |            |
| 1957                       | <i>suspended operations</i>     |           |           |          |          |            |            |            |
| 1958                       | Brampton Excelsiors             | 24        | 18        | 6        | 0        | 251        | 204        | 32         |
| 1959                       | Brampton Excelsiors             | 23        | 7         | 16       | 0        | 212        | 240        | 14         |
| 1960                       | Brampton Excelsiors             | 24        | 11        | 13       | 0        | 218        | 228        | 22         |
| <b>1961</b>                | <b>Brampton Ramblers</b>        | <b>24</b> | <b>16</b> | <b>8</b> | <b>0</b> | <b>220</b> | <b>181</b> | <b>32</b>  |
| <b>1962</b>                | <b>Brampton Ramblers</b>        | <b>24</b> | <b>19</b> | <b>5</b> | <b>0</b> | <b>262</b> | <b>174</b> | <b>38</b>  |
| 1963                       | Brampton Sealtests              | 24        | 8         | 16       | 0        | 193        | 244        | 19         |
| 1964                       | Brampton Sealtests              | 24        | 15        | 9        | 0        | 271        | 236        | 30         |
| 1965                       | Brampton Excelsiors             | 24        | 16        | 8        | 0        | 310        | 231        | 32         |
| 1966                       | Brampton Excelsiors             | 21        | 11        | 8        | 2        | 189        | 184        | 24         |
| 1967                       | Brampton Excelsiors             | 24        | 9         | 14       | 1        | 197        | 226        | 19         |
| 1968                       | Brampton Excelsiors (OLA)       | 23        | 8         | 15       | 0        | 240        | 320        | 16         |
| 1969                       | Bramalea Excelsiors (OLA)       | 24        | 7         | 16       | 1        | 264        | 404        | 15         |
| 1970                       | Brampton Excelsiors             | 24        | 5         | 19       | 0        | 282        | 377        | 10         |
| 1971                       | Brampton Excelsiors             | 32        | 14        | 18       | 0        | 446        | 499        | 28         |

|             |   |  |           |           |          |            |            |           |
|-------------|---|--|-----------|-----------|----------|------------|------------|-----------|
| <b>1972</b> | <b>Brampton Excelsiors (OLA)</b>          | <b>20</b>  | <b>17</b> | <b>3</b>  | <b>0</b> | <b>385</b> | <b>230</b> | <b>34</b> |
| 1973        | Brampton Excelsiors                       | 24   | 11        | 13        | 0        | 325        | 326        | 22        |
| 1974        | <i>suspended operations</i>               |  |           |           |          |            |            |           |
| <b>1975</b> | <b>Brampton Excelsiors</b>                | <b>24</b>  | <b>15</b> | <b>9</b>  | <b>0</b> | <b>370</b> | <b>279</b> | <b>30</b> |
| <b>1976</b> | <b>Brampton Excelsiors</b>                | <b>24</b>  | <b>11</b> | <b>13</b> | <b>0</b> | <b>360</b> | <b>342</b> | <b>22</b> |
| <b>1977</b> | <b>Brampton Excelsiors</b>                | <b>24</b>  | <b>17</b> | <b>7</b>  | <b>0</b> | <b>350</b> | <b>282</b> | <b>34</b> |
| 1978        | Brampton Excelsiors                       | 24   | 7         | 17        | 0        | 307        | 341        | 14        |
| 1979        | Brampton Excelsiors                       | 24   | 14        | 9         | 1        | 341        | 272        | 29        |
| <b>1980</b> | <b>Brampton Excelsiors</b>                | <b>24</b>  | <b>7</b>  | <b>16</b> | <b>0</b> | <b>282</b> | <b>365</b> | <b>14</b> |
| <b>1981</b> | <b>Brampton Excelsiors</b>                | <b>24</b>  | <b>13</b> | <b>10</b> | <b>1</b> | <b>279</b> | <b>257</b> | <b>27</b> |
| 1982        | Brampton Excelsiors                       | 24   | 8         | 16        | 0        | 279        | 302        | 16        |
| 1983        | Brampton Excelsiors                       | 24   | 8         | 16        | 0        | 242        | 303        | 16        |
| 1984        | Brampton Excelsiors                       | 24   | 11        | 13        | 0        | 330        | 331        | 22        |
| 1985        | Brampton Excelsiors                       | 20   | 9         | 11        | 0        | 249        | 278        | 18        |
| 1986        | Brampton Excelsiors                       | 12   | 2         | 10        | 0        | 88         | 174        | 4         |
| 1987        | <i>suspended operations</i>               |  |           |           |          |            |            |           |
| 1988        | Brampton Excelsiors                       | 20   | 4         | 16        | 0        | 134        | 281        | 8         |
| 1989        | Brampton Excelsiors                       | 20   | 2         | 18        | 0        | 178        | 298        | 4         |
| 1990        | Brampton Excelsiors                       | 20   | 5         | 15        | 0        | 179        | 219        | 10        |
| 1991        | Brampton Excelsiors                       | 16   | 8         | 8         | 0        | 157        | 160        | 16        |
| <b>1992</b> | <b>Brampton Excelsiors</b>                | <b>16</b>  | <b>16</b> | <b>0</b>  | <b>0</b> | <b>230</b> | <b>140</b> | <b>32</b> |
| <b>1993</b> | <b>Brampton Excelsiors</b>                | <b>16</b>  | <b>15</b> | <b>1</b>  | <b>0</b> | <b>237</b> | <b>144</b> | <b>30</b> |
| 1994        | Brampton Excelsiors                       | 20   | 13        | 6         | 1        | 224        | 175        | 27        |
| 1995        | Brampton Excelsiors                       | 20   | 11        | 76        | 2        | 205        | 172        | 24        |
| 1996        | Brampton Excelsiors                       | 24   | 14        | 9         | 1        | 281        | 244        | 29        |
| 1997        | Brampton Excelsiors                       | 20   | 15        | 5         | 0        | 205        | 161        | 30        |
| <b>1998</b> | <b>Brampton Excelsiors</b>                | <b>18</b>  | <b>16</b> | <b>2</b>  | <b>0</b> | <b>209</b> | <b>102</b> | <b>32</b> |
| <b>1999</b> | <b>Brampton Excelsiors</b>                | <b>18</b>  | <b>9</b>  | <b>9</b>  | <b>0</b> | <b>161</b> | <b>141</b> | <b>18</b> |
| 2000        | Brampton Excelsiors                       | 18   | 11        | 7         | 0        | 227        | 155        | 22        |
| <b>2001</b> | <b>Brampton Excelsiors</b>                | <b>20</b>  | <b>15</b> | <b>5</b>  | <b>0</b> | <b>234</b> | <b>200</b> | <b>30</b> |
| <b>2002</b> | <b>Brampton Excelsiors</b>                | <b>20</b>  | <b>17</b> | <b>3</b>  | <b>0</b> | <b>267</b> | <b>151</b> | <b>34</b> |
| <b>2003</b> | <b>Brampton Excelsiors</b>                | <b>14</b>  | <b>8</b>  | <b>6</b>  | <b>0</b> | <b>160</b> | <b>153</b> | <b>16</b> |
| 2004        | Brampton Excelsiors                       | 18   | 11        | 7         | 0        | 243        | 160        | 22        |
| 2005        | Brampton Excelsiors                       | 17   | 11        | 5         | 1        | 188        | 156        | 23        |
| 2006        | Brampton Excelsiors                       | 18   | 13        | 3         | 2        | 211        | 162        | 28        |
| 2007        | Brampton Excelsiors                       | 18   | 11        | 6         | 1        | 158        | 135        | 23        |
| <b>2008</b> | <b>Brampton Excelsiors</b>                | <b>18</b>  | <b>14</b> | <b>3</b>  | <b>1</b> | <b>192</b> | <b>128</b> | <b>29</b> |
| <b>2009</b> | <b>Brampton Excelsiors</b>                | <b>18</b>  | <b>13</b> | <b>5</b>  | <b>0</b> | <b>197</b> | <b>125</b> | <b>26</b> |
| 2010        | Brampton Excelsiors                       | 16   | 11        | 5         | 0        | 166        | 135        | 22        |
| <b>2011</b> | <b>Brampton Excelsiors</b>                | <b>20</b>  | <b>12</b> | <b>8</b>  | <b>0</b> | <b>171</b> | <b>164</b> | <b>24</b> |
| 2012        | Brampton Excelsiors                       | 14   | 7         | 7         | 0        | 93         | 127        | 14        |
| 2013        | Brampton Excelsiors                       | 20   | 5         | 15        | 0        | 146        | 219        | 10        |
| 2014        | Brampton Excelsiors                       | 18   | 5         | 13        | 0        | 124        | 182        | 10        |
| 2015        | Brampton Excelsiors                       | 18   | 7         | 11        | 0        | 145        | 186        | 14        |
| 2016        | Brampton Excelsiors                       | 18   | 3         | 15        | 0        | 123        | 180        | 6         |
| 2017        | Brampton Excelsiors                       | 18   | 4         | 12        | 2        | 176        | 229        | 10        |
| 2018        | Brampton Excelsiors                       | 16   | 5         | 9         | 2        | 165        | 186        | 12        |
| 2019        | Brampton Excelsiors                       | 18   | 9         | 9         | 0        | 165        | 178        | 18        |
| 2020        | <i>season cancelled</i>                   |  |           |           |          |            |            |           |
| 2021        | <i>season cancelled</i>                   |  |           |           |          |            |            |           |
| 2022        | Brampton Excelsiors / Owen Sound Lacrosse | <i>did not compete in league play due to ownership dispute</i> |           |           |          |            |            |           |
| 2023        | Brampton Excelsiors                       | 16   | 3         | 13        | 0        | 117        | 175        | 6         |

**PETERBOROUGH LAKERS**

- Peterborough Lumberjacks (1949)*
- Peterborough Timbermen (1950-1952, 1958)*
- Peterborough Trailermen (1953-1957)*
- Peterborough Mercurys (1959-1960)*
- Peterborough Speedy Erns (1964-1965)*
- Peterborough Pepsi Petes (1966)*
- Peterborough Don Byes (1967)*
- Peterborough Red Oaks (1978-1981)*
- Peterborough Quakers (1988-1993)*

|             |                                  | GP        | W         | L        | T        | GF         | GA         | PTS       |
|-------------|----------------------------------|-----------|-----------|----------|----------|------------|------------|-----------|
| 1949        | Peterborough Lumberjacks         | 36        | 8         | 28       | 0        | 395        | 570        | 16        |
| 1950        | Peterborough Timbermen           | 28        | 15        | 13       | 0        | 345        | 286        | 30        |
| <b>1951</b> | <b>Peterborough Timbermen</b>    | <b>30</b> | <b>23</b> | <b>7</b> | <b>0</b> | <b>411</b> | <b>262</b> | <b>46</b> |
| <b>1952</b> | <b>Peterborough Timbermen</b>    | <b>30</b> | <b>23</b> | <b>7</b> | <b>0</b> | <b>416</b> | <b>250</b> | <b>46</b> |
| <b>1953</b> | <b>Peterborough Trailermen</b>   | <b>30</b> | <b>25</b> | <b>5</b> | <b>0</b> | <b>451</b> | <b>249</b> | <b>50</b> |
| <b>1954</b> | <b>Peterborough Trailermen</b>   | <b>30</b> | <b>23</b> | <b>6</b> | <b>1</b> | <b>339</b> | <b>215</b> | <b>47</b> |
| <b>1955</b> | <b>Peterborough Trailermen</b>   | <b>24</b> | <b>19</b> | <b>5</b> | <b>0</b> | <b>419</b> | <b>221</b> | <b>38</b> |
| <b>1956</b> | <b>Peterborough Trailermen</b>   | <b>25</b> | <b>19</b> | <b>6</b> | <b>0</b> | <b>275</b> | <b>196</b> | <b>38</b> |
| <b>1957</b> | <b>Peterborough Trailermen</b>   | <b>18</b> | <b>13</b> | <b>5</b> | <b>0</b> | <b>228</b> | <b>170</b> | <b>26</b> |
| 1958        | Peterborough Timbermen           | 24        | 9         | 15       | 0        | 246        | 278        | 18        |
| <b>1959</b> | <b>Peterborough Mercurys</b>     | <b>23</b> | <b>17</b> | <b>6</b> | <b>0</b> | <b>274</b> | <b>196</b> | <b>34</b> |
| 1960        | Peterborough Mercurys            | 24        | 7         | 16       | 1        | 193        | 263        | 15        |
| 1961        | <i>suspended operations</i>      |           |           |          |          |            |            |           |
| 1962        | <i>suspended operations</i>      |           |           |          |          |            |            |           |
| 1963        | <i>suspended operations</i>      |           |           |          |          |            |            |           |
| 1964        | Peterborough Speedy Erns         | 24        | 10        | 14       | 0        | 260        | 295        | 20        |
| 1965        | Peterborough Speedy Erns         | 24        | 15        | 8        | 1        | 316        | 247        | 31        |
| <b>1966</b> | <b>Peterborough Pepsi Petes</b>  | <b>23</b> | <b>15</b> | <b>7</b> | <b>1</b> | <b>279</b> | <b>218</b> | <b>31</b> |
| 1967        | Peterborough Don Byes            | 24        | 17        | 4        | 3        | 288        | 212        | 37        |
| 1968        | Peterborough Lakers (NLA)        | 38        | 21        | 17       | 0        | 478        | 397        | 42        |
| <b>1969</b> | <b>Peterborough Lakers (ELA)</b> | <b>36</b> | <b>27</b> | <b>9</b> | <b>0</b> | <b>595</b> | <b>409</b> | <b>54</b> |
| 1969        | Peterborough Lakers (OLA)        | 24        | 5         | 18       | 1        | 227        | 288        | 11        |
| <b>1970</b> | <b>Peterborough Lakers</b>       | <b>24</b> | <b>16</b> | <b>6</b> | <b>2</b> | <b>386</b> | <b>267</b> | <b>34</b> |
| 1971        | Peterborough Lakers              | 32        | 29        | 3        | 0        | 578        | 341        | 58        |
| 1972        | Peterborough Lakers (NLL)        | 32        | 19        | 12       | 1        | 415        | 416        | 39        |
| <b>1973</b> | <b>Peterborough Lakers</b>       | <b>24</b> | <b>15</b> | <b>9</b> | <b>0</b> | <b>363</b> | <b>310</b> | <b>30</b> |
| 1974        | <i>suspended operations</i>      |           |           |          |          |            |            |           |
| 1975        | <i>suspended operations</i>      |           |           |          |          |            |            |           |
| 1976        | <i>suspended operations</i>      |           |           |          |          |            |            |           |
| 1977        | <i>suspended operations</i>      |           |           |          |          |            |            |           |
| <b>1978</b> | <b>Peterborough Red Oaks</b>     | <b>24</b> | <b>16</b> | <b>8</b> | <b>0</b> | <b>346</b> | <b>313</b> | <b>32</b> |
| <b>1979</b> | <b>Peterborough Red Oaks</b>     | <b>24</b> | <b>16</b> | <b>6</b> | <b>2</b> | <b>389</b> | <b>269</b> | <b>34</b> |
| 1980        | Peterborough Red Oaks            | 24        | 14        | 8        | 0        | 366        | 296        | 28        |
| 1981        | Peterborough Red Oaks            | 24        | 15        | 8        | 1        | 321        | 262        | 31        |
| <b>1982</b> | <b>Peterborough Lakers</b>       | <b>24</b> | <b>16</b> | <b>8</b> | <b>0</b> | <b>380</b> | <b>245</b> | <b>32</b> |
| <b>1983</b> | <b>Peterborough Lakers</b>       | <b>24</b> | <b>17</b> | <b>7</b> | <b>0</b> | <b>300</b> | <b>230</b> | <b>34</b> |
| <b>1984</b> | <b>Peterborough Lakers</b>       | <b>24</b> | <b>23</b> | <b>1</b> | <b>0</b> | <b>420</b> | <b>196</b> | <b>46</b> |
| 1985        | Peterborough Lakers              | 20        | 19        | 1        | 0        | 336        | 138        | 38        |
| 1986        | Peterborough Lakers              | 12        | 9         | 3        | 0        | 148        | 93         | 18        |
| 1987        | Peterborough Lakers              | 20        | 9         | 11       | 0        | 208        | 210        | 18        |
| 1988        | Peterborough Quakers             | 20        | 15        | 4        | 1        | 308        | 139        | 31        |
| 1989        | Peterborough Quakers             | 20        | 14        | 6        | 0        | 264        | 178        | 28        |
| 1990        | Peterborough Quakers             | 20        | 14        | 5        | 1        | 208        | 163        | 29        |
| 1991        | Peterborough Quakers             | 16        | 10        | 6        | 0        | 167        | 129        | 20        |
| 1992        | Peterborough Quakers             | 16        | 7         | 9        | 0        | 128        | 138        | 14        |
| 1993        | Peterborough Quakers             | 16        | 6         | 9        | 1        | 143        | 149        | 13        |
| 1994        | Peterborough Lakers              | 19        | 7         | 11       | 1        | 154        | 179        | 15        |
| 1995        | Peterborough Lakers              | 20        | 4         | 16       | 0        | 140        | 267        | 8         |
| 1996        | Peterborough Lakers              | 24        | 11        | 13       | 0        | 259        | 266        | 22        |
| 1997        | Peterborough Lakers              | 20        | 4         | 16       | 0        | 159        | 231        | 8         |
| 1998        | Peterborough Lakers              | 18        | 8         | 8        | 2        | 165        | 174        | 18        |
| 1999        | Peterborough Lakers              | 18        | 11        | 6        | 1        | 171        | 146        | 23        |
| 2000        | Peterborough Lakers              | 18        | 12        | 6        | 0        | 214        | 177        | 24        |
| 2001        | Peterborough Lakers              | 20        | 10        | 8        | 2        | 243        | 220        | 22        |
| 2002        | Peterborough Lakers              | 20        | 12        | 6        | 2        | 245        | 178        | 26        |
| 2003        | Peterborough Lakers              | 14        | 8         | 6        | 0        | 154        | 131        | 16        |

|             |                            |           |           |          |          |            |            |           |
|-------------|----------------------------|-----------|-----------|----------|----------|------------|------------|-----------|
| <b>2004</b> | <b>Peterborough Lakers</b> | <b>18</b> | <b>13</b> | <b>5</b> | <b>0</b> | <b>238</b> | <b>158</b> | <b>26</b> |
| <b>2005</b> | <b>Peterborough Lakers</b> | <b>18</b> | <b>14</b> | <b>4</b> | <b>0</b> | <b>224</b> | <b>172</b> | <b>28</b> |
| <b>2006</b> | <b>Peterborough Lakers</b> | <b>18</b> | <b>13</b> | <b>4</b> | <b>1</b> | <b>202</b> | <b>159</b> | <b>27</b> |
| <b>2007</b> | <b>Peterborough Lakers</b> | <b>17</b> | <b>13</b> | <b>3</b> | <b>1</b> | <b>197</b> | <b>144</b> | <b>27</b> |
| 2008        | Peterborough Lakers        | 18        | 12        | 5        | 1        | 196        | 156        | 25        |
| 2009        | Peterborough Lakers        | 18        | 12        | 6        | 0        | 201        | 149        | 24        |
| <b>2010</b> | <b>Peterborough Lakers</b> | <b>16</b> | <b>14</b> | <b>2</b> | <b>0</b> | <b>183</b> | <b>126</b> | <b>28</b> |
| 2011        | Peterborough Lakers        | 20        | 16        | 4        | 0        | 233        | 171        | 32        |
| <b>2012</b> | <b>Peterborough Lakers</b> | <b>14</b> | <b>9</b>  | <b>5</b> | <b>0</b> | <b>169</b> | <b>112</b> | <b>18</b> |
| 2013        | Peterborough Lakers        | 20        | 13        | 7        | 0        | 217        | 188        | 26        |
| 2014        | Peterborough Lakers        | 18        | 10        | 8        | 0        | 199        | 153        | 20        |
| <b>2015</b> | <b>Peterborough Lakers</b> | <b>18</b> | <b>14</b> | <b>4</b> | <b>0</b> | <b>196</b> | <b>138</b> | <b>28</b> |
| 2016        | Peterborough Lakers        | 18        | 14        | 3        | 1        | 193        | 122        | 29        |
| <b>2017</b> | <b>Peterborough Lakers</b> | <b>18</b> | <b>17</b> | <b>1</b> | <b>0</b> | <b>248</b> | <b>143</b> | <b>34</b> |
| <b>2018</b> | <b>Peterborough Lakers</b> | <b>16</b> | <b>12</b> | <b>3</b> | <b>1</b> | <b>172</b> | <b>130</b> | <b>25</b> |
| <b>2019</b> | <b>Peterborough Lakers</b> | <b>18</b> | <b>14</b> | <b>4</b> | <b>0</b> | <b>196</b> | <b>164</b> | <b>28</b> |
| 2020        | <i>season cancelled</i>    |           |           |          |          |            |            |           |
| 2021        | <i>season cancelled</i>    |           |           |          |          |            |            |           |
| <b>2022</b> | <b>Peterborough Lakers</b> | <b>12</b> | <b>7</b>  | <b>5</b> | <b>0</b> | <b>120</b> | <b>110</b> | <b>14</b> |
| 2023        | Peterborough Lakers        | 16        | 12        | 4        | 0        | 178        | 136        | 24        |

## BROOKLIN LACROSSE CLUB

### *Brooklin Hillcrests (1961-1963)*

### *Brooklin Merchants (1964-1966)*

### *Brooklin Redmen (1967-1973, 1976-2018)*

|             |                              | <u>GP</u> | <u>W</u>  | <u>L</u>  | <u>T</u> | <u>GF</u>  | <u>GA</u>  | <u>PTS</u> |
|-------------|------------------------------|-----------|-----------|-----------|----------|------------|------------|------------|
| 1961        | Brooklin Hillcrests          | 24        | 10        | 14        | 0        | 227        | 242        | 20         |
| 1962        | Brooklin Hillcrests          | 24        | 13        | 11        | 0        | 239        | 196        | 26         |
| 1963        | Brooklin Hillcrests          | 24        | 15        | 9         | 0        | 230        | 179        | 30         |
| <b>1964</b> | <b>Brooklin Merchants</b>    | <b>24</b> | <b>18</b> | <b>6</b>  | <b>0</b> | <b>258</b> | <b>197</b> | <b>36</b>  |
| <b>1965</b> | <b>Brooklin Merchants</b>    | <b>24</b> | <b>16</b> | <b>8</b>  | <b>0</b> | <b>266</b> | <b>195</b> | <b>32</b>  |
| 1966        | Brooklin Merchants           | 22        | 9         | 13        | 0        | 228        | 234        | 18         |
| <b>1967</b> | <b>Brooklin Redmen</b>       | <b>24</b> | <b>12</b> | <b>12</b> | <b>0</b> | <b>250</b> | <b>250</b> | <b>24</b>  |
| <b>1968</b> | <b>Brooklin Redmen (OLA)</b> | <b>23</b> | <b>17</b> | <b>6</b>  | <b>0</b> | <b>312</b> | <b>198</b> | <b>34</b>  |
| <b>1969</b> | <b>Brooklin Redmen (OLA)</b> | <b>24</b> | <b>19</b> | <b>5</b>  | <b>0</b> | <b>381</b> | <b>237</b> | <b>38</b>  |
| 1970        | Brooklin Redmen              | 24        | 14        | 10        | 0        | 301        | 349        | 28         |
| 1971        | Brooklin Redmen              | 32        | 14        | 18        | 0        | 451        | 493        | 28         |
| 1972        | Brooklin Redmen (OLA)        | 20        | 9         | 11        | 0        | 264        | 283        | 18         |
| 1973        | Brooklin Redmen              | 12        | 0         | 12        | 0        | 111        | 266        | 0          |
| 1974        | <i>suspended operations</i>  |           |           |           |          |            |            |            |
| 1975        | <i>suspended operations</i>  |           |           |           |          |            |            |            |
| 1976        | Brooklin Redmen              | 24        | 7         | 17        | 0        | 280        | 344        | 14         |
| 1977        | Brooklin Redmen              | 24        | 10        | 14        | 0        | 291        | 318        | 20         |
| 1978        | Brooklin Redmen              | 24        | 14        | 10        | 0        | 300        | 295        | 28         |
| 1979        | Brooklin Redmen              | 24        | 15        | 8         | 1        | 350        | 269        | 31         |
| 1980        | Brooklin Redmen              | 24        | 16        | 8         | 0        | 371        | 226        | 32         |
| 1981        | Brooklin Redmen              | 24        | 14        | 10        | 0        | 252        | 225        | 28         |
| 1982        | Brooklin Redmen              | 24        | 11        | 13        | 0        | 257        | 308        | 22         |
| 1983        | Brooklin Redmen              | 24        | 14        | 10        | 0        | 279        | 204        | 28         |
| 1984        | Brooklin Redmen              | 24        | 20        | 4         | 0        | 370        | 206        | 40         |
| <b>1985</b> | <b>Brooklin Redmen</b>       | <b>20</b> | <b>16</b> | <b>4</b>  | <b>0</b> | <b>330</b> | <b>163</b> | <b>32</b>  |
| <b>1986</b> | <b>Brooklin Redmen</b>       | <b>12</b> | <b>7</b>  | <b>5</b>  | <b>0</b> | <b>134</b> | <b>103</b> | <b>14</b>  |
| <b>1987</b> | <b>Brooklin Redmen</b>       | <b>20</b> | <b>20</b> | <b>0</b>  | <b>0</b> | <b>341</b> | <b>105</b> | <b>40</b>  |
| <b>1988</b> | <b>Brooklin Redmen</b>       | <b>20</b> | <b>20</b> | <b>0</b>  | <b>0</b> | <b>363</b> | <b>107</b> | <b>40</b>  |
| 1989        | Brooklin Redmen              | 20        | 20        | 0         | 0        | 365        | 140        | 40         |
| <b>1990</b> | <b>Brooklin Redmen</b>       | <b>20</b> | <b>16</b> | <b>3</b>  | <b>1</b> | <b>250</b> | <b>154</b> | <b>33</b>  |
| <b>1991</b> | <b>Brooklin Redmen</b>       | <b>16</b> | <b>13</b> | <b>3</b>  | <b>0</b> | <b>177</b> | <b>136</b> | <b>26</b>  |
| 1992        | Brooklin Redmen              | 16        | 7         | 8         | 1        | 161        | 158        | 15         |
| 1993        | Brooklin Redmen              | 16        | 9         | 7         | 0        | 153        | 163        | 18         |
| 1994        | Brooklin Redmen              | 19        | 16        | 3         | 0        | 218        | 140        | 32         |
| 1995        | Brooklin Redmen              | 20        | 16        | 3         | 1        | 269        | 162        | 33         |
| 1996        | Brooklin Redmen              | 24        | 13        | 11        | 0        | 252        | 244        | 26         |
| 1997        | Brooklin Redmen              | 20        | 7         | 13        | 0        | 154        | 192        | 14         |
| 1998        | Brooklin Redmen              | 18        | 10        | 7         | 1        | 204        | 123        | 21         |
| 1999        | Brooklin Redmen              | 18        | 15        | 2         | 1        | 212        | 129        | 31         |
| <b>2000</b> | <b>Brooklin Redmen</b>       | <b>18</b> | <b>13</b> | <b>5</b>  | <b>0</b> | <b>285</b> | <b>196</b> | <b>26</b>  |
| 2001        | Brooklin Redmen              | 20        | 15        | 4         | 1        | 253        | 186        | 31         |

|      |                         |    |    |    |   |     |     |    |
|------|-------------------------|----|----|----|---|-----|-----|----|
| 2002 | Brooklin Redmen         | 20 | 14 | 5  | 1 | 269 | 161 | 29 |
| 2003 | Brooklin Redmen         | 14 | 9  | 5  | 0 | 143 | 114 | 18 |
| 2004 | Brooklin Redmen         | 18 | 13 | 5  | 0 | 258 | 159 | 26 |
| 2005 | Brooklin Redmen         | 18 | 4  | 14 | 0 | 196 | 227 | 8  |
| 2006 | Brooklin Redmen         | 18 | 8  | 10 | 0 | 195 | 196 | 16 |
| 2007 | Brooklin Redmen         | 18 | 3  | 14 | 1 | 167 | 219 | 7  |
| 2008 | Brooklin Redmen         | 18 | 7  | 11 | 0 | 168 | 209 | 14 |
| 2009 | Brooklin Redmen         | 18 | 4  | 14 | 0 | 131 | 193 | 8  |
| 2010 | Brooklin Redmen         | 16 | 3  | 12 | 1 | 128 | 178 | 7  |
| 2011 | Brooklin Redmen         | 20 | 13 | 7  | 0 | 215 | 175 | 26 |
| 2012 | Brooklin Redmen         | 14 | 10 | 4  | 0 | 143 | 121 | 20 |
| 2013 | Brooklin Redmen         | 20 | 12 | 7  | 1 | 188 | 159 | 25 |
| 2014 | Brooklin Redmen         | 18 | 14 | 4  | 0 | 185 | 160 | 28 |
| 2015 | Brooklin Redmen         | 18 | 6  | 11 | 1 | 127 | 165 | 13 |
| 2016 | Brooklin Redmen         | 18 | 12 | 5  | 1 | 158 | 142 | 25 |
| 2017 | Brooklin Redmen         | 18 | 7  | 9  | 2 | 187 | 172 | 16 |
| 2018 | Brooklin Redmen         | 16 | 7  | 8  | 1 | 143 | 151 | 15 |
| 2019 | Brooklin Lacrosse Club  | 18 | 4  | 14 | 0 | 130 | 167 | 8  |
| 2020 | <i>season cancelled</i> |    |    |    |   |     |     |    |
| 2021 | <i>season cancelled</i> |    |    |    |   |     |     |    |
| 2022 | Brooklin Lacrosse Club  | 12 | 6  | 5  | 1 | 121 | 106 | 13 |
| 2023 | Brooklin Lacrosse Club  | 16 | 8  | 8  | 0 | 148 | 165 | 16 |

### SIX NATIONS CHIEFS

|             |                           | <u>GP</u> | <u>W</u>  | <u>L</u> | <u>T</u> | <u>GF</u>  | <u>GA</u>  | <u>PTS</u> |
|-------------|---------------------------|-----------|-----------|----------|----------|------------|------------|------------|
| 1993        | Six Nations Chiefs        | 16        | 1         | 14       | 1        | 152        | 245        | 1          |
| <b>1994</b> | <b>Six Nations Chiefs</b> | <b>20</b> | <b>14</b> | <b>5</b> | <b>1</b> | <b>264</b> | <b>170</b> | <b>29</b>  |
| <b>1995</b> | <b>Six Nations Chiefs</b> | <b>20</b> | <b>19</b> | <b>1</b> | <b>0</b> | <b>294</b> | <b>156</b> | <b>38</b>  |
| <b>1996</b> | <b>Six Nations Chiefs</b> | <b>24</b> | <b>17</b> | <b>6</b> | <b>1</b> | <b>320</b> | <b>239</b> | <b>35</b>  |
| 1997        | Six Nations Chiefs        | 20        | 7         | 13       | 0        | 207        | 200        | 14         |
| 1998        | Six Nations Chiefs        | 18        | 7         | 11       | 0        | 186        | 206        | 14         |
| 1999        | Six Nations Chiefs        | 18        | 7         | 10       | 1        | 163        | 166        | 15         |
| 2000        | Six Nations Chiefs        | 18        | 6         | 12       | 0        | 182        | 290        | 12         |
| 2001        | Six Nations Chiefs        | 20        | 7         | 13       | 0        | 189        | 231        | 14         |
| 2002        | Six Nations Chiefs        | 20        | 5         | 15       | 0        | 192        | 264        | 10         |
| 2003        | Six Nations Chiefs        | 14        | 4         | 10       | 0        | 132        | 169        | 8          |
| 2004        | Six Nations Chiefs        | 18        | 12        | 5        | 1        | 230        | 191        | 25         |
| 2005        | Six Nations Chiefs        | 18        | 9         | 9        | 0        | 197        | 205        | 18         |
| 2006        | Six Nations Chiefs        | 18        | 5         | 13       | 0        | 149        | 198        | 10         |
| 2007        | Six Nations Chiefs        | 18        | 8         | 10       | 0        | 189        | 197        | 16         |
| 2008        | Six Nations Chiefs        | 18        | 5         | 12       | 1        | 172        | 202        | 11         |
| 2009        | Six Nations Chiefs        | 18        | 13        | 5        | 0        | 203        | 143        | 26         |
| 2010        | Six Nations Chiefs        | 16        | 10        | 6        | 0        | 167        | 146        | 20         |
| 2011        | Six Nations Chiefs        | 20        | 12        | 8        | 0        | 186        | 161        | 24         |
| 2012        | Six Nations Chiefs        | 14        | 9         | 4        | 1        | 134        | 105        | 19         |
| <b>2013</b> | <b>Six Nations Chiefs</b> | <b>20</b> | <b>16</b> | <b>3</b> | <b>1</b> | <b>218</b> | <b>157</b> | <b>33</b>  |
| <b>2014</b> | <b>Six Nations Chiefs</b> | <b>18</b> | <b>9</b>  | <b>9</b> | <b>0</b> | <b>136</b> | <b>136</b> | <b>18</b>  |
| 2015        | Six Nations Chiefs        | 18        | 15        | 3        | 0        | 217        | 135        | 30         |
| <b>2016</b> | <b>Six Nations Chiefs</b> | <b>18</b> | <b>11</b> | <b>5</b> | <b>2</b> | <b>173</b> | <b>137</b> | <b>24</b>  |
| 2017        | Six Nations Chiefs        | 18        | 14        | 3        | 1        | 205        | 146        | 29         |
| 2018        | Six Nations Chiefs        | 16        | 8         | 7        | 1        | 147        | 136        | 17         |
| 2019        | Six Nations Chiefs        | 18        | 11        | 7        | 0        | 172        | 153        | 22         |
| 2020        | <i>season cancelled</i>   |           |           |          |          |            |            |            |
| 2021        | <i>season cancelled</i>   |           |           |          |          |            |            |            |
| 2022        | Six Nations Chiefs        | 12        | 8         | 3        | 1        | 114        | 98         | 17         |
| <b>2023</b> | <b>Six Nations Chiefs</b> | <b>16</b> | <b>14</b> | <b>2</b> | <b>0</b> | <b>178</b> | <b>121</b> | <b>28</b>  |

**COBOURG KODIAKS*****Kitchener-Waterloo Kodiaks (2006-2015)***

|      |                            | <u>GP</u> | <u>W</u> | <u>L</u> | <u>T</u> | <u>GF</u> | <u>GA</u> | <u>PTS</u> |
|------|----------------------------|-----------|----------|----------|----------|-----------|-----------|------------|
| 2006 | Kitchener-Waterloo Kodiaks | 18        | 5        | 12       | 1        | 158       | 224       | 11         |
| 2007 | Kitchener-Waterloo Kodiaks | 18        | 4        | 14       | 0        | 164       | 210       | 8          |
| 2008 | Kitchener-Waterloo Kodiaks | 18        | 6        | 10       | 2        | 160       | 188       | 14         |
| 2009 | Kitchener-Waterloo Kodiaks | 18        | 9        | 9        | 0        | 164       | 184       | 18         |
| 2010 | Kitchener-Waterloo Kodiaks | 16        | 6        | 9        | 1        | 135       | 139       | 13         |
| 2011 | Kitchener-Waterloo Kodiaks | 20        | 4        | 16       | 0        | 154       | 205       | 8          |
| 2012 | Kitchener-Waterloo Kodiaks | 14        | 5        | 8        | 1        | 123       | 125       | 11         |
| 2013 | Kitchener-Waterloo Kodiaks | 20        | 10       | 9        | 1        | 200       | 181       | 21         |
| 2014 | Kitchener-Waterloo Kodiaks | 18        | 10       | 8        | 0        | 153       | 154       | 20         |
| 2015 | Kitchener-Waterloo Kodiaks | 18        | 4        | 13       | 1        | 130       | 167       | 9          |
| 2016 | Cobourg Kodiaks            | 18        | 1        | 16       | 1        | 122       | 227       | 3          |
| 2017 | Cobourg Kodiaks            | 18        | 2        | 16       | 0        | 108       | 242       | 4          |
| 2018 | Cobourg Kodiaks            | 16        | 2        | 12       | 2        | 145       | 189       | 6          |
| 2019 | Cobourg Kodiaks            | 18        | 6        | 12       | 0        | 152       | 188       | 12         |
| 2020 | <i>season cancelled</i>    |           |          |          |          |           |           |            |
| 2021 | <i>season cancelled</i>    |           |          |          |          |           |           |            |
| 2022 | Cobourg Kodiaks            | 12        | 2        | 10       | 0        | 80        | 121       | 4          |
| 2023 | Cobourg Kodiaks            | 16        | 3        | 13       | 0        | 149       | 173       | 6          |

**OAKVILLE ROCK*****Ajax Rock (2010-2012)***

|      |                             | <u>GP</u> | <u>W</u> | <u>L</u> | <u>T</u> | <u>GF</u> | <u>GA</u> | <u>PTS</u> |
|------|-----------------------------|-----------|----------|----------|----------|-----------|-----------|------------|
| 2010 | Ajax Rock                   | 16        | 3        | 13       | 0        | 121       | 176       | 6          |
| 2011 | Ajax Rock                   | 20        | 3        | 17       | 0        | 147       | 230       | 6          |
| 2012 | Ajax Rock                   | 14        | 1        | 13       | 0        | 94        | 166       | 2          |
| 2013 | Oakville Rock               | 20        | 2        | 17       | 1        | 140       | 205       | 5          |
| 2014 | Oakville Rock               | 18        | 6        | 12       | 0        | 147       | 159       | 12         |
| 2015 | Oakville Rock               | 18        | 7        | 11       | 0        | 129       | 153       | 14         |
| 2016 | Oakville Rock               | 18        | 10       | 7        | 1        | 162       | 123       | 21         |
| 2017 | Oakville Rock               | 18        | 7        | 10       | 1        | 169       | 161       | 15         |
| 2018 | Oakville Rock               | 16        | 10       | 5        | 1        | 152       | 132       | 21         |
| 2019 | Oakville Rock               | 18        | 10       | 8        | 0        | 180       | 145       | 20         |
| 2020 | <i>season cancelled</i>     |           |          |          |          |           |           |            |
| 2021 | <i>season cancelled</i>     |           |          |          |          |           |           |            |
| 2022 | <i>suspended operations</i> |           |          |          |          |           |           |            |
| 2023 | <i>suspended operations</i> |           |          |          |          |           |           |            |



## DEFUNCT CLUBS

### Fergus Thistles (1932-1956)

|      |                             | <u>GP</u> | <u>W</u> | <u>L</u> | <u>T</u> | <u>GF</u> | <u>GA</u> | <u>PTS</u> |
|------|-----------------------------|-----------|----------|----------|----------|-----------|-----------|------------|
| 1932 | Fergus Thistles             | 12        | 11       | 1        | 0        |           |           | 22         |
| 1933 | Fergus Thistles             | 16        | 8        | 8        | 0        | 80        | 88        | 16         |
| 1934 | Fergus Thistles             | 16        | 9        | 7        | 0        | 165       | 144       | 18         |
| 1935 | Fergus Thistles             | 25        | 13       | 12       | 0        | 293       | 232       | 27         |
| 1936 | Fergus Thistles             | 28        | 14       | 14       | 0        | 279       | 321       | 28         |
| 1937 | Fergus Thistles             | 24        | 9        | 15       | 0        | 254       | 371       | 18         |
| 1938 | Fergus Thistles             | 28        | 11       | 17       | 0        | 264       | 356       | 22         |
| 1939 | Fergus Thistles             | 30        | 10       | 20       | 0        | 319       | 424       | 20         |
| 1940 | Fergus Thistles             | 26        | 2        | 24       | 0        | 236       | 410       | 4          |
| 1941 | <i>suspended operations</i> |           |          |          |          |           |           |            |
| 1942 | <i>suspended operations</i> |           |          |          |          |           |           |            |
| 1943 | <i>suspended operations</i> |           |          |          |          |           |           |            |
| 1944 | <i>suspended operations</i> |           |          |          |          |           |           |            |
| 1945 | <i>suspended operations</i> |           |          |          |          |           |           |            |
| 1946 | <i>suspended operations</i> |           |          |          |          |           |           |            |
| 1947 | <i>suspended operations</i> |           |          |          |          |           |           |            |
| 1948 | Fergus Thistles             | 29        | 4        | 25       | 0        | 272       | 430       | 8          |
| 1949 | <i>suspended operations</i> |           |          |          |          |           |           |            |
| 1950 | <i>suspended operations</i> |           |          |          |          |           |           |            |
| 1951 | Fergus Thistles             | 30        | 9        | 21       | 0        | 293       | 363       | 18         |
| 1952 | Fergus Thistles             | 30        | 7        | 23       | 0        | 366       | 482       | 14         |
| 1953 | Fergus Thistles             | 30        | 14       | 16       | 0        | 394       | 341       | 28         |
| 1954 | <i>suspended operations</i> |           |          |          |          |           |           |            |
| 1955 | Fergus Thistles             | 23        | 12       | 11       | 0        | 299       | 315       | 24         |
| 1956 | Fergus Thistles             | 12        | 2        | 10       | 0        | 100       | 156       | 4          |

### Hamilton Tigers (1932-1935, 1939-1942, 1946-1954)

### Hamilton-Burlington Combines (1936, 1938, 1945)

### Hamilton Lincoln Burners (1955-1958)

|             |                              | <u>GP</u> | <u>W</u>  | <u>L</u>  | <u>T</u> | <u>GF</u>  | <u>GA</u>  | <u>PTS</u> |
|-------------|------------------------------|-----------|-----------|-----------|----------|------------|------------|------------|
| 1932        | Hamilton Tigers              | 20        | 10        | 10        | 0        | 192        | 197        | 20         |
| <b>1933</b> | <b>Hamilton Tigers</b>       | <b>16</b> | <b>11</b> | <b>5</b>  | <b>0</b> | <b>179</b> | <b>117</b> | <b>22</b>  |
| 1934        | Hamilton Tigers              | 16        | 11        | 5         | 0        | 166        | 123        | 22         |
| 1935        | Hamilton Tigers              | 18        | 3         | 15        | 0        | 125        | 180        | 6          |
| 1936        | Hamilton-Burlington Combines | 28        | 16        | 12        | 0        | 292        | 285        | 32         |
| 1937        | <i>suspended operations</i>  |           |           |           |          |            |            |            |
| 1938        | Hamilton-Burlington Combines | 28        | 10        | 18        | 0        | 330        | 265        | 20         |
| 1939        | Hamilton Tigers              | 30        | 18        | 12        | 0        | 453        | 400        | 36         |
| 1940        | Hamilton Tigers              | 28        | 15        | 13        | 0        | 385        | 320        | 30         |
| 1941        | Hamilton Tigers              | 24        | 13        | 11        | 0        | 275        | 255        | 26         |
| 1942        | Hamilton Tigers              | 22        | 10        | 12        | 0        | 226        | 250        | 22         |
| 1943        | <i>suspended operations</i>  |           |           |           |          |            |            |            |
| 1944        | <i>suspended operations</i>  |           |           |           |          |            |            |            |
| 1945        | Hamilton-Burlington Combines | 24        | 3         | 20        | 1        | 222        | 360        | 7          |
| 1946        | Hamilton Tigers              | 30        | 17        | 13        | 0        | 451        | 376        | 34         |
| 1947        | Hamilton Tigers              | 30        | 21        | 9         | 0        | 375        | 312        | 42         |
| <b>1948</b> | <b>Hamilton Tigers</b>       | <b>30</b> | <b>15</b> | <b>13</b> | <b>2</b> | <b>269</b> | <b>258</b> | <b>32</b>  |
| <b>1949</b> | <b>Hamilton Tigers</b>       | <b>36</b> | <b>20</b> | <b>15</b> | <b>1</b> | <b>397</b> | <b>397</b> | <b>41</b>  |
| 1950        | Hamilton Tigers              | 28        | 18        | 10        | 0        | 303        | 261        | 36         |
| 1951        | Hamilton Tigers              | 30        | 17        | 13        | 0        | 292        | 250        | 34         |
| 1952        | Hamilton Tigers              | 30        | 15        | 15        | 0        | 294        | 282        | 30         |
| 1953        | Hamilton Tigers              | 30        | 13        | 17        | 0        | 318        | 383        | 26         |
| 1954        | Hamilton Tigers              | 30        | 11        | 18        | 1        | 277        | 311        | 23         |
| 1955        | Hamilton Lincoln Burners     | 23        | 3         | 20        | 0        | 212        | 367        | 6          |
| 1956        | Hamilton Lincoln Burners     | 25        | 14        | 11        | 0        | 269        | 230        | 28         |
| 1957        | Hamilton Lincoln Burners     | 18        | 6         | 12        | 0        | 190        | 186        | 12         |
| 1958        | Hamilton Lincoln Burners     | 23        | 7         | 16        | 0        | 176        | 247        | 14         |

**Mimico Mountaineers (1932-1941, 1944-1954, 1958)****Mimico-Brampton Combines (1942-1943)**

|             |                                 | <u>GP</u> | <u>W</u>  | <u>L</u>  | <u>T</u> | <u>GF</u>  | <u>GA</u>  | <u>PTS</u> |
|-------------|---------------------------------|-----------|-----------|-----------|----------|------------|------------|------------|
| <b>1932</b> | <b>Mimico Mountaineers</b>      | <b>20</b> | <b>14</b> | <b>6</b>  | <b>0</b> | <b>202</b> | <b>144</b> | <b>28</b>  |
| 1933        | Mimico Mountaineers             | 16        | 14        | 2         | 0        | 128        | 78         | 28         |
| 1934        | Mimico Mountaineers             | 16        | 11        | 5         | 0        | 155        | 120        | 22         |
| 1935        | Mimico Mountaineers             | 19        | 7         | 12        | 0        | 116        | 197        | 14         |
| 1936        | Mimico Mountaineers             | 28        | 21        | 7         | 0        | 377        | 280        | 42         |
| 1937        | Mimico Mountaineers             | 24        | 18        | 6         | 0        | 352        | 233        | 36         |
| 1938        | Mimico Mountaineers             | 28        | 16        | 12        | 0        | 306        | 268        | 32         |
| 1939        | Mimico Mountaineers             | 30        | 18        | 11        | 1        | 371        | 232        | 37         |
| 1940        | Mimico Mountaineers             | 30        | 16        | 14        | 0        | 370        | 366        | 32         |
| 1941        | Mimico Mountaineers             | 24        | 19        | 5         | 0        | 321        | 249        | 38         |
| <b>1942</b> | <b>Mimico-Brampton Combines</b> | <b>24</b> | <b>13</b> | <b>9</b>  | <b>2</b> | <b>299</b> | <b>267</b> | <b>28</b>  |
| <b>1943</b> | <b>Mimico-Brampton Combines</b> | <b>24</b> | <b>17</b> | <b>7</b>  | <b>0</b> | <b>318</b> | <b>268</b> | <b>34</b>  |
| 1944        | Mimico Mountaineers             | 16        | 5         | 11        | 0        | 182        | 214        | 10         |
| 1945        | Mimico Mountaineers             | 24        | 7         | 16        | 1        | 272        | 334        | 15         |
| 1946        | Mimico Mountaineers             | 30        | 23        | 6         | 1        | 512        | 346        | 47         |
| <b>1947</b> | <b>Mimico Mountaineers</b>      | <b>30</b> | <b>16</b> | <b>14</b> | <b>0</b> | <b>428</b> | <b>359</b> | <b>32</b>  |
| 1948        | Mimico Mountaineers             | 28        | 16        | 11        | 1        | 299        | 296        | 33         |
| 1949        | Mimico Mountaineers             | 36        | 21        | 15        | 0        | 515        | 456        | 42         |
| 1950        | Mimico Mountaineers             | 28        | 16        | 12        | 0        | 337        | 297        | 32         |
| 1951        | Mimico Mountaineers             | 30        | 19        | 10        | 1        | 362        | 329        | 39         |
| 1952        | Mimico Mountaineers             | 30        | 20        | 10        | 0        | 357        | 353        | 40         |
| 1953        | Mimico Mountaineers             | 30        | 2         | 28        | 0        | 243        | 504        | 4          |
| 1954        | Mimico Mountaineers             | 27        | 5         | 22        | 0        | 150        | 312        | 10         |
| 1955        | <i>suspended operations</i>     |           |           |           |          |            |            |            |
| 1956        | <i>suspended operations</i>     |           |           |           |          |            |            |            |
| 1957        | <i>suspended operations</i>     |           |           |           |          |            |            |            |
| 1958        | Mimico Mountaineers             | 19        | 3         | 16        | 0        | 138        | 229        | 6          |

**Mimico Canucks (1932)**

|      |                | <u>GP</u> | <u>W</u> | <u>L</u> | <u>T</u> | <u>GF</u> | <u>GA</u> | <u>PTS</u> |
|------|----------------|-----------|----------|----------|----------|-----------|-----------|------------|
| 1932 | Mimico Canucks | 12        | 1        | 11       | 0        |           |           | 2          |

**Toronto National Sea Fleas (1932)**

|      |                            | <u>GP</u> | <u>W</u> | <u>L</u> | <u>T</u> | <u>GF</u> | <u>GA</u> | <u>PTS</u> |
|------|----------------------------|-----------|----------|----------|----------|-----------|-----------|------------|
| 1932 | Toronto National Sea Fleas | 20        | 10       | 10       | 0        | 135       | 136       | 20         |

**Toronto Native Sons (1932-1933)**

|      |                     | <u>GP</u> | <u>W</u> | <u>L</u> | <u>T</u> | <u>GF</u> | <u>GA</u> | <u>PTS</u> |
|------|---------------------|-----------|----------|----------|----------|-----------|-----------|------------|
| 1932 | Toronto Native Sons | 12        | 5        | 7        | 0        |           |           | 10         |
| 1933 | Toronto Native Sons | 10        | 5        | 2        | 3        | 72        | 44        | 13         |

**Niagara Falls Cataracts (1932)**

|      |                         | <u>GP</u> | <u>W</u> | <u>L</u> | <u>T</u> | <u>GF</u> | <u>GA</u> | <u>PTS</u> |
|------|-------------------------|-----------|----------|----------|----------|-----------|-----------|------------|
| 1932 | Niagara Falls Cataracts | 12        | 7        | 5        | 0        | 125       | 108       | 14         |

**Orangeville Dufferins (1932-1933)**

|      |                       | <u>GP</u> | <u>W</u> | <u>L</u> | <u>T</u> | <u>GF</u> | <u>GA</u> | <u>PTS</u> |
|------|-----------------------|-----------|----------|----------|----------|-----------|-----------|------------|
| 1932 | Orangeville Dufferins | 20        | 13       | 7        | 0        | 216       | 168       | 26         |
| 1933 | Orangeville Dufferins | 16        | 6        | 10       | 0        | 75        | 127       | 12         |

**Toronto Marlboros (1932, 1936-1937)****Toronto Nats (1933)****Toronto Maple Leafs (1935)**

|      |                             | <u>GP</u> | <u>W</u> | <u>L</u> | <u>T</u> | <u>GF</u> | <u>GA</u> | <u>PTS</u> |
|------|-----------------------------|-----------|----------|----------|----------|-----------|-----------|------------|
| 1932 | Toronto Marlboros           | 20        | 4        | 16       | 0        | 136       | 227       | 8          |
| 1933 | Toronto Nats                | 5         | 0        | 5        | 0        | 27        | 48        | 0          |
| 1934 | <i>suspended operations</i> |           |          |          |          |           |           |            |
| 1935 | Toronto Maple Leafs         | 18        | 1        | 17       | 0        | 61        | 167       | 2          |
| 1936 | Toronto Marlboros           | 28        | 10       | 18       | 0        | 364       | 306       | 20         |
| 1937 | Toronto Marlboros           | 24        | 12       | 12       | 0        | 339       | 306       | 24         |

**Orillia Terriers (1933-1940, 1946, 1953)**

|             |                             | <u>GP</u> | <u>W</u>  | <u>L</u> | <u>T</u> | <u>GF</u>  | <u>GA</u>  | <u>PTS</u> |
|-------------|-----------------------------|-----------|-----------|----------|----------|------------|------------|------------|
| 1933        | Orillia Terriers            | 8         | 8         | 0        | 0        | 97         | 43         | 16         |
| <b>1934</b> | <b>Orillia Terriers</b>     | <b>18</b> | <b>16</b> | <b>1</b> | <b>1</b> | <b>309</b> | <b>119</b> | <b>33</b>  |
| <b>1935</b> | <b>Orillia Terriers</b>     | <b>26</b> | <b>21</b> | <b>5</b> | <b>0</b> | <b>309</b> | <b>181</b> | <b>42</b>  |
| <b>1936</b> | <b>Orillia Terriers</b>     | <b>28</b> | <b>21</b> | <b>7</b> | <b>0</b> | <b>298</b> | <b>190</b> | <b>42</b>  |
| <b>1937</b> | <b>Orillia Terriers</b>     | <b>24</b> | <b>18</b> | <b>6</b> | <b>0</b> | <b>325</b> | <b>255</b> | <b>36</b>  |
| 1938        | Orillia Terriers            | 28        | 20        | 8        | 0        | 379        | 299        | 40         |
| 1939        | Orillia Terriers            | 30        | 18        | 12       | 0        | 440        | 391        | 36         |
| 1940        | Orillia Terriers            | 30        | 16        | 14       | 0        | 369        | 372        | 32         |
| 1941        | <i>suspended operations</i> |           |           |          |          |            |            |            |
| 1942        | <i>suspended operations</i> |           |           |          |          |            |            |            |
| 1943        | <i>suspended operations</i> |           |           |          |          |            |            |            |
| 1944        | <i>suspended operations</i> |           |           |          |          |            |            |            |
| 1945        | <i>suspended operations</i> |           |           |          |          |            |            |            |
| 1946        | Orillia Terriers            | 30        | 3         | 27       | 0        | 322        | 628        | 6          |
| 1947        | <i>suspended operations</i> |           |           |          |          |            |            |            |
| 1948        | <i>suspended operations</i> |           |           |          |          |            |            |            |
| 1949        | <i>suspended operations</i> |           |           |          |          |            |            |            |
| 1950        | <i>suspended operations</i> |           |           |          |          |            |            |            |
| 1951        | <i>suspended operations</i> |           |           |          |          |            |            |            |
| 1952        | <i>suspended operations</i> |           |           |          |          |            |            |            |
| 1953        | Orillia Terriers            | 30        | 15        | 15       | 0        | 414        | 398        | 30         |

**Richmond Hill Young Canadians (1933)**

|      |                               | <u>GP</u> | <u>W</u> | <u>L</u> | <u>T</u> | <u>GF</u> | <u>GA</u> | <u>PTS</u> |
|------|-------------------------------|-----------|----------|----------|----------|-----------|-----------|------------|
| 1933 | Richmond Hill Young Canadians | 5         | 1        | 4        | 0        | 31        | 64        | 2          |

**Malvern Grads (1933-1934)**

|      |               | <u>GP</u> | <u>W</u> | <u>L</u> | <u>T</u> | <u>GF</u> | <u>GA</u> | <u>PTS</u> |
|------|---------------|-----------|----------|----------|----------|-----------|-----------|------------|
| 1933 | Malvern Grads | 10        | 6        | 3        | 1        | 64        | 59        | 13         |
| 1934 | Malvern Grads | 8         | 1        | 7        | 0        | 58        | 82        | 2          |

**Mount Dennis Firemen (1933-1934)**

|      |                      | <u>GP</u> | <u>W</u> | <u>L</u> | <u>T</u> | <u>GF</u> | <u>GA</u> | <u>PTS</u> |
|------|----------------------|-----------|----------|----------|----------|-----------|-----------|------------|
| 1933 | Mount Dennis Firemen | 9         | 5        | 2        | 2        | 58        | 38        | 12         |
| 1934 | Mount Dennis Firemen | 18        | 8        | 10       | 0        | 121       | 186       | 16         |

**Toronto Oakwoods (1933)****Oakwood Bulldogs (1934)**

|      |                  | <u>GP</u> | <u>W</u> | <u>L</u> | <u>T</u> | <u>GF</u> | <u>GA</u> | <u>PTS</u> |
|------|------------------|-----------|----------|----------|----------|-----------|-----------|------------|
| 1933 | Toronto Oakwoods | 10        | 1        | 9        | 0        | 42        | 94        | 2          |
| 1934 | Oakwood Bulldogs | 18        | 5        | 12       | 1        | 107       | 191       | 11         |

**St. Catharines Athletics (1933-1957, 1960-1966)**  
**Welland-Crowland Switsons (1958-1959)**

|             |                                  | <u>GP</u> | <u>W</u>  | <u>L</u>  | <u>T</u> | <u>GF</u>  | <u>GA</u>  | <u>PTS</u> |
|-------------|----------------------------------|-----------|-----------|-----------|----------|------------|------------|------------|
| 1933        | St. Catharines Athletics         | 14        | 9         | 5         | 0        | 115        | 97         | 18         |
| 1934        | St. Catharines Athletics         | 16        | 5         | 11        | 0        | 137        | 143        | 10         |
| 1935        | St. Catharines Athletics         | 23        | 13        | 9         | 1        | 240        | 226        | 27         |
| 1936        | St. Catharines Athletics         | 28        | 16        | 12        | 0        | 278        | 258        | 32         |
| 1937        | St. Catharines Athletics         | 24        | 13        | 11        | 0        | 314        | 279        | 26         |
| <b>1938</b> | <b>St. Catharines Athletics</b>  | <b>28</b> | <b>23</b> | <b>5</b>  | <b>0</b> | <b>448</b> | <b>260</b> | <b>46</b>  |
| <b>1939</b> | <b>St. Catharines Athletics</b>  | <b>30</b> | <b>21</b> | <b>8</b>  | <b>1</b> | <b>432</b> | <b>324</b> | <b>43</b>  |
| <b>1940</b> | <b>St. Catharines Athletics</b>  | <b>28</b> | <b>22</b> | <b>6</b>  | <b>0</b> | <b>431</b> | <b>299</b> | <b>44</b>  |
| <b>1941</b> | <b>St. Catharines Athletics</b>  | <b>24</b> | <b>14</b> | <b>10</b> | <b>0</b> | <b>288</b> | <b>259</b> | <b>28</b>  |
| 1942        | St. Catharines Athletics         | 24        | 13        | 10        | 1        | 265        | 248        | 27         |
| 1943        | St. Catharines Athletics         | 24        | 14        | 10        | 0        | 310        | 281        | 28         |
| <b>1944</b> | <b>St. Catharines Athletics</b>  | <b>16</b> | <b>13</b> | <b>3</b>  | <b>0</b> | <b>289</b> | <b>169</b> | <b>26</b>  |
| <b>1946</b> | <b>St. Catharines Athletics</b>  | <b>30</b> | <b>24</b> | <b>5</b>  | <b>1</b> | <b>582</b> | <b>351</b> | <b>49</b>  |
| <b>1945</b> | <b>St. Catharines Athletics</b>  | <b>24</b> | <b>18</b> | <b>6</b>  | <b>0</b> | <b>323</b> | <b>204</b> | <b>36</b>  |
| 1947        | St. Catharines Athletics         | 30        | 21        | 9         | 0        | 426        | 303        | 42         |
| 1948        | St. Catharines Athletics         | 30        | 23        | 7         | 0        | 318        | 202        | 46         |
| 1949        | St. Catharines Athletics         | 36        | 21        | 14        | 1        | 437        | 373        | 43         |
| 1950        | St. Catharines Athletics         | 28        | 20        | 8         | 0        | 382        | 310        | 40         |
| 1951        | St. Catharines Athletics         | 30        | 16        | 14        | 0        | 341        | 328        | 32         |
| 1952        | St. Catharines Athletics         | 30        | 11        | 19        | 0        | 360        | 387        | 22         |
| 1953        | St. Catharines Athletics         | 30        | 24        | 6         | 0        | 484        | 280        | 48         |
| 1954        | St. Catharines Athletics         | 27        | 17        | 10        | 0        | 276        | 204        | 34         |
| 1955        | St. Catharines Athletics         | 24        | 13        | 11        | 0        | 281        | 308        | 26         |
| 1956        | St. Catharines Athletics         | 25        | 14        | 11        | 0        | 269        | 249        | 28         |
| 1957        | St. Catharines Athletics         | 18        | 5         | 13        | 0        | 159        | 231        | 10         |
| <b>1958</b> | <b>Welland-Crowland Switsons</b> | <b>23</b> | <b>20</b> | <b>3</b>  | <b>0</b> | <b>322</b> | <b>178</b> | <b>40</b>  |
| 1959        | Welland-Crowland Switsons        | 22        | 12        | 10        | 0        | 215        | 230        | 24         |
| 1960        | St. Catharines Athletics         | 24        | 12        | 11        | 1        | 222        | 194        | 25         |
| 1961        | St. Catharines Athletics         | 24        | 13        | 11        | 0        | 246        | 216        | 26         |
| 1962        | St. Catharines Athletics         | 24        | 6         | 18        | 0        | 179        | 282        | 12         |
| <b>1963</b> | <b>St. Catharines Athletics</b>  | <b>23</b> | <b>14</b> | <b>9</b>  | <b>0</b> | <b>217</b> | <b>192</b> | <b>28</b>  |
| 1964        | St. Catharines Athletics         | 24        | 14        | 10        | 0        | 255        | 225        | 28         |
| 1965        | St. Catharines Athletics         | 24        | 11        | 13        | 0        | 212        | 262        | 22         |
| 1966        | St. Catharines Athletics         | 16        | 3         | 13        | 0        | 106        | 192        | 6          |

**Ohsweken Indians (1933)**

|      |                  | <u>GP</u> | <u>W</u> | <u>L</u> | <u>T</u> | <u>GF</u> | <u>GA</u> | <u>PTS</u> |
|------|------------------|-----------|----------|----------|----------|-----------|-----------|------------|
| 1933 | Ohsweken Indians | 10        | 6        | 4        | 0        | 61        | 82        | 12         |

**Port Dalhousie Lakesides (1933)**

|      |                          | <u>GP</u> | <u>W</u> | <u>L</u> | <u>T</u> | <u>GF</u> | <u>GA</u> | <u>PTS</u> |
|------|--------------------------|-----------|----------|----------|----------|-----------|-----------|------------|
| 1933 | Port Dalhousie Lakesides | 13        | 4        | 7        | 2        | 73        | 70        | 10         |

**Brantford Spaldings (1933-1934)**

**Brantford Native Sons (1937)**

**Brantford Grands (1938)**

|      |                             | <u>GP</u> | <u>W</u> | <u>L</u> | <u>T</u> | <u>GF</u> | <u>GA</u> | <u>PTS</u> |
|------|-----------------------------|-----------|----------|----------|----------|-----------|-----------|------------|
| 1933 | Brantford Spaldings         | 11        | 3        | 6        | 2        | 51        | 81        | 8          |
| 1934 | Brantford Spaldings         | 16        | 4        | 12       | 0        | 76        | 169       | 8          |
| 1935 | <i>suspended operations</i> |           |          |          |          |           |           |            |
| 1936 | <i>suspended operations</i> |           |          |          |          |           |           |            |
| 1937 | Brantford Native Sons       | 24        | 3        | 21       | 0        | 241       | 403       | 6          |
| 1938 | Brantford Grands            | 24        | 0        | 24       | 0        | 97        | 266       | 0          |

**Burlington Beavers (1935)**

|      |                    | <u>GP</u> | <u>W</u> | <u>L</u> | <u>T</u> | <u>GF</u> | <u>GA</u> | <u>PTS</u> |
|------|--------------------|-----------|----------|----------|----------|-----------|-----------|------------|
| 1935 | Burlington Beavers | 25        | 18       | 7        | 0        | 234       | 206       | 36         |

**Oshawa Lacrosse Club (1936)**

|      |                      | <u>GP</u> | <u>W</u> | <u>L</u> | <u>T</u> | <u>GF</u> | <u>GA</u> | <u>PTS</u> |
|------|----------------------|-----------|----------|----------|----------|-----------|-----------|------------|
| 1936 | Oshawa Lacrosse Club | 28        | 0        | 28       | 0        | 133       | 330       | 0          |

**Etobicoke Indians (1941-1942)**

|      |                   | <u>GP</u> | <u>W</u> | <u>L</u> | <u>T</u> | <u>GF</u> | <u>GA</u> | <u>PTS</u> |
|------|-------------------|-----------|----------|----------|----------|-----------|-----------|------------|
| 1941 | Etobicoke Indians | 24        | 4        | 20       | 0        | 237       | 340       | 8          |
| 1942 | Etobicoke Indians | 24        | 8        | 14       | 2        | 249       | 289       | 18         |

**Owen Sound Georgians (1942, 1946-1947)****Owen Sound Crescents (1948-1950, 1952)**

|             |                             | <u>GP</u> | <u>W</u>  | <u>L</u> | <u>T</u> | <u>GF</u>  | <u>GA</u>  | <u>PTS</u> |
|-------------|-----------------------------|-----------|-----------|----------|----------|------------|------------|------------|
| 1942        | Owen Sound Georgians        | 22        | 11        | 10       | 1        | 272        | 257        | 25         |
| 1943        | <i>suspended operations</i> |           |           |          |          |            |            |            |
| 1944        | <i>suspended operations</i> |           |           |          |          |            |            |            |
| 1945        | <i>suspended operations</i> |           |           |          |          |            |            |            |
| 1946        | Owen Sound Georgians        | 30        | 17        | 13       | 0        | 463        | 440        | 34         |
| 1947        | Owen Sound Georgians        | 30        | 16        | 14       | 0        | 375        | 388        | 32         |
| 1948        | Owen Sound Crescents        | 30        | 24        | 5        | 1        | 430        | 277        | 47         |
| 1949        | Owen Sound Crescents        | 36        | 22        | 13       | 1        | 459        | 364        | 45         |
| <b>1950</b> | <b>Owen Sound Crescents</b> | <b>28</b> | <b>22</b> | <b>6</b> | <b>0</b> | <b>382</b> | <b>219</b> | <b>44</b>  |
| 1951        | <i>suspended operations</i> |           |           |          |          |            |            |            |
| 1952        | Owen Sound Crescents        | 30        | 12        | 18       | 0        | 320        | 389        | 24         |

**Brampton Army Bullets (1943)**

|      |                       | <u>GP</u> | <u>W</u> | <u>L</u> | <u>T</u> | <u>GF</u> | <u>GA</u> | <u>PTS</u> |
|------|-----------------------|-----------|----------|----------|----------|-----------|-----------|------------|
| 1943 | Brampton Army Bullets | 24        | 13       | 11       | 0        | 362       | 300       | 26         |

**Toronto Lakeshores (1943-1944)****Brampton-Lakeshore Combines (1945)****Barrie Lakeshores (1946)****Toronto West Yorks (1947)**

|      |                             | <u>GP</u> | <u>W</u> | <u>L</u> | <u>T</u> | <u>GF</u> | <u>GA</u> | <u>PTS</u> |
|------|-----------------------------|-----------|----------|----------|----------|-----------|-----------|------------|
| 1943 | Toronto Lakeshores          | 24        | 13       | 11       | 0        | 241       | 382       | 8          |
| 1944 | Toronto Lakeshores          | 16        | 11       | 5        | 0        | 229       | 224       | 22         |
| 1945 | Brampton-Lakeshore Combines | 24        | 19       | 5        | 0        | 348       | 267       | 38         |
| 1946 | Barrie Lakeshores           | 30        | 13       | 17       | 0        | 455       | 455       | 26         |
| 1947 | Toronto West Yorks          | 30        | 8        | 22       | 0        | 301       | 415       | 16         |

**Burlington Beavers (1935)**

|      |                    | <u>GP</u> | <u>W</u> | <u>L</u> | <u>T</u> | <u>GF</u> | <u>GA</u> | <u>PTS</u> |
|------|--------------------|-----------|----------|----------|----------|-----------|-----------|------------|
| 1935 | Burlington Beavers | 25        | 18       | 7        | 0        | 234       | 206       | 36         |

**Burlington Braves (1944)**

|      |                   | <u>GP</u> | <u>W</u> | <u>L</u> | <u>T</u> | <u>GF</u> | <u>GA</u> | <u>PTS</u> |
|------|-------------------|-----------|----------|----------|----------|-----------|-----------|------------|
| 1944 | Burlington Braves | 16        | 2        | 14       | 0        | 170       | 273       | 4          |

**Weston Yorks (1948)****Weston Lacrosse Club (1949)****Weston Lions (1950)**

|      |                      | <u>GP</u> | <u>W</u> | <u>L</u> | <u>T</u> | <u>GF</u> | <u>GA</u> | <u>PTS</u> |
|------|----------------------|-----------|----------|----------|----------|-----------|-----------|------------|
| 1948 | Weston Yorks         | 28        | 8        | 19       | 1        | 238       | 267       | 17         |
| 1949 | Weston Lacrosse Club | 36        | 6        | 29       | 1        | 332       | 489       | 13         |
| 1950 | Weston Lions         | 28        | 2        | 26       | 0        | 246       | 504       | 4          |

**Toronto Ravinas (1950)**  
**Toronto Riverdales (1950)**  
**Toronto West Yorks (1951-1952)**

|      |                                      | <u>GP</u> | <u>W</u> | <u>L</u> | <u>T</u> | <u>GF</u> | <u>GA</u> | <u>PTS</u> |
|------|--------------------------------------|-----------|----------|----------|----------|-----------|-----------|------------|
| 1950 | Toronto Ravinas / Toronto Riverdales | 28        | 3        | 25       | 0        | 275       | 492       | 6          |
| 1951 | Toronto West Yorks                   | 30        | 9        | 21       | 0        | 279       | 381       | 18         |
| 1952 | Toronto West Yorks                   | 30        | 17       | 13       | 0        | 328       | 348       | 34         |

**Long Branch Monarchs (1956, 1958)**  
**Long Branch Pontiacs (1957)**  
**Long Branch Dixie Castrols (1959)**

|      |                            | <u>GP</u> | <u>W</u> | <u>L</u> | <u>T</u> | <u>GF</u> | <u>GA</u> | <u>PTS</u> |
|------|----------------------------|-----------|----------|----------|----------|-----------|-----------|------------|
| 1956 | Long Branch Monarchs       | 25        | 7        | 18       | 0        | 219       | 301       | 14         |
| 1957 | Long Branch Pontiacs       | 18        | 12       | 6        | 0        | 185       | 175       | 24         |
| 1958 | Long Branch Monarchs       | 22        | 11       | 11       | 0        | 223       | 206       | 22         |
| 1959 | Long Branch Dixie Castrols | 24        | 10       | 14       | 0        | 205       | 240       | 20         |

**Port Credit Sailors (1960-1965)**

|             |                            | <u>GP</u> | <u>W</u>  | <u>L</u> | <u>T</u> | <u>GF</u>  | <u>GA</u>  | <u>PTS</u> |
|-------------|----------------------------|-----------|-----------|----------|----------|------------|------------|------------|
| <b>1960</b> | <b>Port Credit Sailors</b> | <b>24</b> | <b>17</b> | <b>7</b> | <b>0</b> | <b>241</b> | <b>189</b> | <b>34</b>  |
| 1961        | Port Credit Sailors        | 24        | 18        | 6        | 0        | 290        | 160        | 36         |
| 1962        | Port Credit Sailors        | 24        | 10        | 14       | 0        | 188        | 216        | 20         |
| 1963        | Port Credit Sailors        | 23        | 10        | 13       | 0        | 195        | 220        | 20         |
| 1964        | Port Credit Sailors        | 24        | 8         | 16       | 0        | 246        | 276        | 16         |
| 1965        | Port Credit Sailors        | 24        | 7         | 16       | 1        | 218        | 289        | 15         |

**Niagara Falls Scobies (1961)**

|      |                       | <u>GP</u> | <u>W</u> | <u>L</u> | <u>T</u> | <u>GF</u> | <u>GA</u> | <u>PTS</u> |
|------|-----------------------|-----------|----------|----------|----------|-----------|-----------|------------|
| 1961 | Niagara Falls Scobies | 24        | 3        | 21       | 0        | 157       | 341       | 6          |

**Huntsville Hawks (1964-1965, 1969-1970)**

|      |                             | <u>GP</u> | <u>W</u> | <u>L</u> | <u>T</u> | <u>GF</u> | <u>GA</u> | <u>PTS</u> |
|------|-----------------------------|-----------|----------|----------|----------|-----------|-----------|------------|
| 1964 | Huntsville Hawks            | 24        | 7        | 17       | 0        | 222       | 283       | 14         |
| 1965 | Huntsville Hawks            | 24        | 6        | 18       | 0        | 199       | 297       | 12         |
| 1966 | <i>suspended operations</i> |           |          |          |          |           |           |            |
| 1967 | <i>suspended operations</i> |           |          |          |          |           |           |            |
| 1968 | <i>suspended operations</i> |           |          |          |          |           |           |            |
| 1969 | Huntsville Hawks (OLA)      | 24        | 11       | 13       | 0        | 339       | 365       | 22         |
| 1970 | Huntsville Hawks            | 24        | 6        | 17       | 1        | 263       | 350       | 13         |

**Toronto Maple Leafs (1966-1969)**

|      |                           | <u>GP</u> | <u>W</u> | <u>L</u> | <u>T</u> | <u>GF</u> | <u>GA</u> | <u>PTS</u> |
|------|---------------------------|-----------|----------|----------|----------|-----------|-----------|------------|
| 1966 | Toronto Maple Leafs       | 22        | 12       | 9        | 1        | 260       | 234       | 25         |
| 1967 | Toronto Maple Leafs       | 24        | 7        | 15       | 2        | 234       | 281       | 16         |
| 1968 | Toronto Maple Leafs (NLA) | 38        | 13       | 25       | 0        | 375       | 452       | 26         |
| 1969 | Toronto Maple Leafs (ELA) | 34        | 19       | 15       | 0        | 438       | 427       | 38         |

**Detroit Olympics (1968)**

|      |                        | <u>GP</u> | <u>W</u> | <u>L</u> | <u>T</u> | <u>GF</u> | <u>GA</u> | <u>PTS</u> |
|------|------------------------|-----------|----------|----------|----------|-----------|-----------|------------|
| 1968 | Detroit Olympics (NLA) | 38        | 24       | 14       | 0        | 511       | 441       | 48         |

**Hastings Legionnaires (1968)**

|      |                             | <u>GP</u> | <u>W</u> | <u>L</u> | <u>T</u> | <u>GF</u> | <u>GA</u> | <u>PTS</u> |
|------|-----------------------------|-----------|----------|----------|----------|-----------|-----------|------------|
| 1968 | Hastings Legionnaires (OLA) | 23        | 12       | 11       | 0        | 254       | 257       | 24         |

**Mississauga Braves (1968)**

|      |                          | <u>GP</u> | <u>W</u> | <u>L</u> | <u>T</u> | <u>GF</u> | <u>GA</u> | <u>PTS</u> |
|------|--------------------------|-----------|----------|----------|----------|-----------|-----------|------------|
| 1968 | Mississauga Braves (OLA) | 23        | 9        | 14       | 0        | 263       | 285       | 18         |

**Montréal Canadiens (1968)**

|      |                          | <u>GP</u> | <u>W</u> | <u>L</u> | <u>T</u> | <u>GF</u> | <u>GA</u> | <u>PTS</u> |
|------|--------------------------|-----------|----------|----------|----------|-----------|-----------|------------|
| 1968 | Montréal Canadiens (NLA) | 38        | 14       | 24       | 0        | 410       | 514       | 28         |

**Kitchener Nationals (1969)**

|      |                           | <u>GP</u> | <u>W</u> | <u>L</u> | <u>T</u> | <u>GF</u> | <u>GA</u> | <u>PTS</u> |
|------|---------------------------|-----------|----------|----------|----------|-----------|-----------|------------|
| 1969 | Kitchener Nationals (ELA) | 34        | 9        | 25       | 0        | 386       | 514       | 18         |

**St. Catharines Golden Hawks (1969)**

|      |                                   | <u>GP</u> | <u>W</u> | <u>L</u> | <u>T</u> | <u>GF</u> | <u>GA</u> | <u>PTS</u> |
|------|-----------------------------------|-----------|----------|----------|----------|-----------|-----------|------------|
| 1969 | St. Catharines Golden Hawks (ELA) | 36        | 15       | 21       | 0        | 457       | 526       | 30         |

**Brantford Warriors (1969-1975)**

|             |                           | <u>GP</u> | <u>W</u>  | <u>L</u>  | <u>T</u> | <u>GF</u>  | <u>GA</u>  | <u>PTS</u> |
|-------------|---------------------------|-----------|-----------|-----------|----------|------------|------------|------------|
| 1969        | Brantford Warriors (OLA)  | 24        | 17        | 7         | 0        | 398        | 315        | 34         |
| 1970        | Brantford Warriors        | 24        | 17        | 6         | 1        | 407        | 296        | 35         |
| <b>1971</b> | <b>Brantford Warriors</b> | <b>30</b> | <b>21</b> | <b>9</b>  | <b>0</b> | <b>613</b> | <b>336</b> | <b>46</b>  |
| <b>1972</b> | <b>Brantford Warriors</b> | <b>32</b> | <b>22</b> | <b>10</b> | <b>0</b> | <b>553</b> | <b>447</b> | <b>44</b>  |
| 1973        | Brantford Warriors        | 24        | 21        | 3         | 0        | 485        | 302        | 42         |
| 1974        | Brantford Warriors        | 20        | 13        | 7         | 0        | 281        | 261        | 26         |
| 1975        | Brantford Warriors        | 24        | 9         | 15        | 0        | 307        | 370        | 18         |

**Aurora Astros (1971-1972)**

|      |                     | <u>GP</u> | <u>W</u> | <u>L</u> | <u>T</u> | <u>GF</u> | <u>GA</u> | <u>PTS</u> |
|------|---------------------|-----------|----------|----------|----------|-----------|-----------|------------|
| 1971 | Aurora Astros       | 30        | 0        | 30       | 0        | 268       | 687       | 0          |
| 1972 | Aurora Astros (OLA) | 20        | 3        | 17       | 0        | 192       | 306       | 6          |

**Fergus Thistles (1972, 1974-1978, 1980-1983, 1987-1996)**

|      |                             | <u>GP</u> | <u>W</u> | <u>L</u> | <u>T</u> | <u>GF</u> | <u>GA</u> | <u>PTS</u> |
|------|-----------------------------|-----------|----------|----------|----------|-----------|-----------|------------|
| 1972 | Fergus Thistles (OLA)       | 20        | 8        | 11       | 1        | 254       | 298       | 17         |
| 1973 | <i>suspended operations</i> |           |          |          |          |           |           |            |
| 1974 | Fergus Thistles             | 20        | 9        | 11       | 0        | 283       | 293       | 18         |
| 1975 | Fergus Thistles             | 24        | 10       | 14       | 0        | 302       | 358       | 20         |
| 1976 | Fergus Thistles             | 24        | 14       | 9        | 1        | 320       | 281       | 29         |
| 1977 | Fergus Thistles             | 24        | 9        | 14       | 1        | 276       | 301       | 19         |
| 1978 | Fergus Thistles             | 24        | 13       | 11       | 0        | 284       | 282       | 26         |
| 1979 | <i>suspended operations</i> |           |          |          |          |           |           |            |
| 1980 | Fergus Thistles             | 24        | 15       | 9        | 0        | 270       | 238       | 30         |
| 1981 | Fergus Thistles             | 24        | 10       | 14       | 0        | 232       | 257       | 20         |
| 1982 | Fergus Thistles             | 24        | 18       | 6        | 0        | 307       | 244       | 36         |
| 1984 | Fergus Thistles             | 24        | 0        | 23       | 1        | 166       | 457       | 1          |
| 1983 | Fergus Thistles             | 24        | 11       | 13       | 0        | 204       | 282       | 22         |
| 1984 | <i>suspended operations</i> |           |          |          |          |           |           |            |
| 1985 | <i>suspended operations</i> |           |          |          |          |           |           |            |
| 1986 | <i>suspended operations</i> |           |          |          |          |           |           |            |
| 1987 | Fergus Thistles             | 20        | 17       | 3        | 0        | 250       | 155       | 34         |
| 1988 | Fergus Thistles             | 24        | 17       | 6        | 1        | 300       | 185       | 35         |
| 1989 | Fergus Thistles             | 20        | 7        | 13       | 0        | 188       | 237       | 14         |
| 1990 | Fergus Thistles             | 18        | 3        | 15       | 0        | 134       | 199       | 6          |
| 1991 | Fergus Thistles             | 16        | 2        | 14       | 0        | 104       | 180       | 4          |
| 1992 | Fergus Thistles             | 16        | 4        | 11       | 1        | 124       | 174       | 9          |
| 1993 | Fergus Thistles             | 16        | 8        | 8        | 0        | 169       | 158       | 16         |
| 1994 | Fergus Thistles             | 20        | 3        | 17       | 0        | 144       | 246       | 6          |
| 1995 | Fergus Thistles             | 20        | 6        | 13       | 1        | 167       | 228       | 13         |
| 1996 | Fergus Thistles             | 24        | 4        | 20       | 0        | 156       | 275       | 8          |

**Owen Sound North Stars (1972, 1974-1978, 1981-1985, 1987-1995)**

|      |                              | <u>GP</u> | <u>W</u> | <u>L</u> | <u>T</u> | <u>GF</u> | <u>GA</u> | <u>PTS</u> |
|------|------------------------------|-----------|----------|----------|----------|-----------|-----------|------------|
| 1972 | Owen Sound North Stars (OLA) | 20        | 15       | 5        | 0        | 378       | 245       | 30         |
| 1973 | <i>suspended operations</i>  |           |          |          |          |           |           |            |
| 1974 | Owen Sound North Stars       | 20        | 12       | 8        | 0        | 275       | 275       | 24         |
| 1975 | Owen Sound North Stars       | 24        | 15       | 9        | 0        | 371       | 319       | 30         |
| 1976 | Owen Sound North Stars       | 24        | 14       | 9        | 1        | 321       | 306       | 29         |
| 1977 | Owen Sound North Stars       | 24        | 19       | 5        | 0        | 364       | 260       | 38         |
| 1978 | Owen Sound North Stars       | 24        | 18       | 6        | 0        | 339       | 258       | 36         |
| 1979 | <i>suspended operations</i>  |           |          |          |          |           |           |            |
| 1980 | <i>suspended operations</i>  |           |          |          |          |           |           |            |
| 1981 | Owen Sound North Stars       | 24        | 13       | 11       | 0        | 311       | 269       | 26         |
| 1982 | Owen Sound North Stars       | 24        | 16       | 8        | 0        | 307       | 267       | 32         |
| 1983 | Owen Sound North Stars       | 24        | 15       | 9        | 0        | 288       | 250       | 30         |
| 1984 | Owen Sound North Stars       | 24        | 16       | 8        | 0        | 379       | 245       | 32         |
| 1985 | Owen Sound North Stars       | 20        | 12       | 8        | 0        | 298       | 239       | 24         |
| 1986 | <i>suspended operations</i>  |           |          |          |          |           |           |            |
| 1987 | Owen Sound North Stars       | 20        | 13       | 7        | 0        | 260       | 188       | 26         |
| 1988 | Owen Sound North Stars       | 24        | 17       | 7        | 0        | 471       | 254       | 34         |
| 1989 | Owen Sound North Stars       | 20        | 13       | 7        | 0        | 267       | 252       | 26         |
| 1990 | Owen Sound North Stars       | 18        | 9        | 9        | 0        | 163       | 199       | 18         |
| 1991 | Owen Sound North Stars       | 16        | 7        | 9        | 0        | 150       | 150       | 14         |
| 1992 | Owen Sound North Stars       | 16        | 5        | 11       | 0        | 135       | 169       | 10         |
| 1994 | Owen Sound North Stars       | 20        | 4        | 16       | 1        | 172       | 266       | 9          |
| 1995 | Owen Sound North Stars       | 20        | 2        | 18       | 0        | 173       | 263       | 4          |

**Six Nations Braves (1972, 1974-1977)**

|      |                             | <u>GP</u> | <u>W</u> | <u>L</u> | <u>T</u> | <u>GF</u> | <u>GA</u> | <u>PTS</u> |
|------|-----------------------------|-----------|----------|----------|----------|-----------|-----------|------------|
| 1972 | Six Nations Braves (OLA)    | 20        | 14       | 6        | 0        | 353       | 245       | 28         |
| 1973 | <i>suspended operations</i> |           |          |          |          |           |           |            |
| 1974 | Six Nations Braves          | 20        | 7        | 12       | 1        | 312       | 323       | 15         |
| 1975 | Six Nations Braves          | 24        | 11       | 13       | 0        | 290       | 314       | 22         |
| 1976 | Six Nations Braves          | 24        | 13       | 11       | 0        | 331       | 339       | 26         |
| 1977 | Six Nations Braves          | 24        | 4        | 19       | 1        | 262       | 384       | 9          |

**Point Edward Beavers (1972)**

|      |                            | <u>GP</u> | <u>W</u> | <u>L</u> | <u>T</u> | <u>GF</u> | <u>GA</u> | <u>PTS</u> |
|------|----------------------------|-----------|----------|----------|----------|-----------|-----------|------------|
| 1972 | Point Edward Beavers (OLA) | 20        | 5        | 15       | 0        | 282       | 396       | 10         |

**Toronto Shooting Stars (1972-1974)**

|      |                        | <u>GP</u> | <u>W</u> | <u>L</u> | <u>T</u> | <u>GF</u> | <u>GA</u> | <u>PTS</u> |
|------|------------------------|-----------|----------|----------|----------|-----------|-----------|------------|
| 1972 | Toronto Shooting Stars | 32        | 10       | 21       | 1        | 414       | 524       | 21         |
| 1973 | Toronto Shooting Stars | 24        | 7        | 17       | 0        | 306       | 386       | 14         |
| 1974 | Toronto Shooting Stars | 20        | 4        | 16       | 0        | 241       | 361       | 8          |

**Wallaceburg Red Devils (1972)**

|      |                              | <u>GP</u> | <u>W</u> | <u>L</u> | <u>T</u> | <u>GF</u> | <u>GA</u> | <u>PTS</u> |
|------|------------------------------|-----------|----------|----------|----------|-----------|-----------|------------|
| 1972 | Wallaceburg Red Devils (OLA) | 20        | 8        | 11       | 1        | 284       | 309       | 17         |

**Windsor Warlocks (1972, 1974, 1978)**

|             |                             | <u>GP</u> | <u>W</u>  | <u>L</u> | <u>T</u> | <u>GF</u>  | <u>GA</u>  | <u>PTS</u> |
|-------------|-----------------------------|-----------|-----------|----------|----------|------------|------------|------------|
| 1972        | Windsor Warlocks            | 32        | 14        | 18       | 0        | 508        | 474        | 28         |
| 1973        | <i>suspended operations</i> |           |           |          |          |            |            |            |
| <b>1974</b> | <b>Windsor Warlocks</b>     | <b>20</b> | <b>14</b> | <b>5</b> | <b>1</b> | <b>342</b> | <b>221</b> | <b>29</b>  |
| 1975        | <i>suspended operations</i> |           |           |          |          |            |            |            |
| 1976        | <i>suspended operations</i> |           |           |          |          |            |            |            |
| 1977        | <i>suspended operations</i> |           |           |          |          |            |            |            |
| 1978        | Windsor Warlocks            | 24        | 12        | 12       | 0        | 287        | 279        | 24         |



**Orangeville Dufferins (1978)**

|      |                       | <u>GP</u> | <u>W</u> | <u>L</u> | <u>T</u> | <u>GF</u> | <u>GA</u> | <u>PTS</u> |
|------|-----------------------|-----------|----------|----------|----------|-----------|-----------|------------|
| 1978 | Orangeville Dufferins | 24        | 4        | 20       | 0        | 236       | 331       | 8          |

**Ohsweken Warriors (1979)**

|      |                   | <u>GP</u> | <u>W</u> | <u>L</u> | <u>T</u> | <u>GF</u> | <u>GA</u> | <u>PTS</u> |
|------|-------------------|-----------|----------|----------|----------|-----------|-----------|------------|
| 1979 | Ohsweken Warriors | 24        | 1        | 23       | 0        | 235       | 495       | 2          |

**Scarborough Saints (1981-1985, 1987)**

|      |                    | <u>GP</u>                   | <u>W</u> | <u>L</u> | <u>T</u> | <u>GF</u> | <u>GA</u> | <u>PTS</u> |  |
|------|--------------------|-----------------------------|----------|----------|----------|-----------|-----------|------------|--|
| 1981 | Scarborough Saints | 24                          | 8        | 18       | 0        | 213       | 320       | 16         |  |
| 1982 | Scarborough Saints | 24                          | 3        | 21       | 0        | 179       | 344       | 6          |  |
| 1983 | Scarborough Saints | 24                          | 7        | 17       | 0        | 221       | 265       | 14         |  |
| 1984 | Scarborough Saints | 24                          | 8        | 15       | 1        | 225       | 305       | 17         |  |
| 1985 | Scarborough Saints | 20                          | 1        | 19       | 0        | 125       | 392       | 2          |  |
| 1986 | Scarborough Saints | <i>suspended operations</i> |          |          |          |           |           |            |  |
| 1987 | Scarborough Saints | 19                          | 5        | 14       | 0        | 145       | 253       | 10         |  |

**St. Catharines Athletics (1984-1985)**

|      |                          | <u>GP</u> | <u>W</u> | <u>L</u> | <u>T</u> | <u>GF</u> | <u>GA</u> | <u>PTS</u> |
|------|--------------------------|-----------|----------|----------|----------|-----------|-----------|------------|
| 1984 | St. Catharines Athletics | 24        | 5        | 19       | 0        | 239       | 384       | 10         |
| 1985 | St. Catharines Athletics | 20        | 3        | 17       | 0        | 207       | 335       | 6          |

**Orangeville Northmen (1987-1989)**

|      |                      | <u>GP</u> | <u>W</u> | <u>L</u> | <u>T</u> | <u>GF</u> | <u>GA</u> | <u>PTS</u> |
|------|----------------------|-----------|----------|----------|----------|-----------|-----------|------------|
| 1987 | Orangeville Northmen | 20        | 9        | 11       | 0        | 208       | 210       | 18         |
| 1988 | Orangeville Northmen | 24        | 10       | 14       | 0        | 296       | 291       | 20         |
| 1989 | Orangeville Northmen | 20        | 4        | 16       | 0        | 169       | 326       | 8          |

**Sarnia Lumley Wrecking (1987-1988)**

|      |                        | <u>GP</u> | <u>W</u> | <u>L</u> | <u>T</u> | <u>GF</u> | <u>GA</u> | <u>PTS</u> |
|------|------------------------|-----------|----------|----------|----------|-----------|-----------|------------|
| 1987 | Sarnia Lumley Wrecking | 19        | 3        | 16       | 0        | 160       | 290       | 6          |
| 1988 | Sarnia Lumley Wrecking | 24        | 9        | 15       | 0        | 259       | 330       | 18         |

**Mississauga Renegades (1987-1988)**

|      |                       | <u>GP</u> | <u>W</u> | <u>L</u> | <u>T</u> | <u>GF</u> | <u>GA</u> | <u>PTS</u> |
|------|-----------------------|-----------|----------|----------|----------|-----------|-----------|------------|
| 1987 | Mississauga Renegades | 20        | 2        | 18       | 0        | 142       | 333       | 4          |
| 1988 | Mississauga Renegades | 24        | 0        | 24       | 0        | 193       | 484       | 0          |

**Huntsville Hawks (1988)**

|      |                  | <u>GP</u> | <u>W</u> | <u>L</u> | <u>T</u> | <u>GF</u> | <u>GA</u> | <u>PTS</u> |
|------|------------------|-----------|----------|----------|----------|-----------|-----------|------------|
| 1988 | Huntsville Hawks | 24        | 9        | 15       | 0        | 214       | 260       | 18         |

**St. Catharines Athletics (1999-2005)**

|      |                          | <u>GP</u> | <u>W</u> | <u>L</u> | <u>T</u> | <u>GF</u> | <u>GA</u> | <u>PTS</u> |
|------|--------------------------|-----------|----------|----------|----------|-----------|-----------|------------|
| 1999 | St. Catharines Athletics | 18        | 6        | 11       | 1        | 177       | 183       | 13         |
| 2000 | St. Catharines Athletics | 18        | 6        | 12       | 0        | 201       | 239       | 12         |
| 2001 | St. Catharines Athletics | 20        | 8        | 12       | 0        | 200       | 210       | 16         |
| 2002 | St. Catharines Athletics | 20        | 10       | 9        | 1        | 220       | 190       | 21         |
| 2003 | St. Catharines Athletics | 14        | 10       | 4        | 0        | 171       | 144       | 20         |
| 2004 | St. Catharines Athletics | 18        | 7        | 11       | 0        | 193       | 214       | 14         |
| 2005 | St. Catharines Athletics | 18        | 7        | 12       | 1        | 173       | 187       | 15         |

**Niagara Falls Gamblers (1997)**  
**Buffalo Gamblers (1998)**

|      |                        | <u>GP</u> | <u>W</u> | <u>L</u> | <u>T</u> | <u>GF</u> | <u>GA</u> | <u>PTS</u> |
|------|------------------------|-----------|----------|----------|----------|-----------|-----------|------------|
| 1997 | Niagara Falls Gamblers | 20        | 17       | 3        | 0        | 231       | 172       | 34         |
| 1998 | Buffalo Gamblers       | 18        | 12       | 5        | 1        | 204       | 140       | 25         |

**Akwesasne Thunder (1998-2005)**  
**St. Regis Indians (2006-2009)**

|      |                   | <u>GP</u> | <u>W</u> | <u>L</u> | <u>T</u> | <u>GF</u> | <u>GA</u> | <u>PTS</u> |
|------|-------------------|-----------|----------|----------|----------|-----------|-----------|------------|
| 1998 | Akwesasne Thunder | 18        | 7        | 11       | 0        | 176       | 166       | 14         |
| 1999 | Akwesasne Thunder | 18        | 12       | 6        | 0        | 203       | 150       | 24         |
| 2000 | Akwesasne Thunder | 18        | 6        | 12       | 0        | 204       | 256       | 12         |
| 2001 | Akwesasne Thunder | 20        | 3        | 16       | 1        | 206       | 278       | 7          |
| 2002 | Akwesasne Thunder | 20        | 0        | 20       | 0        | 119       | 369       | 0          |
| 2003 | Akwesasne Thunder | 14        | 3        | 11       | 0        | 140       | 189       | 6          |
| 2004 | Akwesasne Thunder | 18        | 6        | 11       | 1        | 205       | 248       | 13         |
| 2005 | Akwesasne Thunder | 17        | 5        | 12       | 0        | 154       | 202       | 10         |
| 2006 | St. Regis Indians | 18        | 7        | 10       | 1        | 188       | 186       | 15         |
| 2007 | St. Regis Indians | 17        | 9        | 7        | 1        | 158       | 165       | 19         |
| 2008 | St. Regis Indians | 18        | 11       | 7        | 0        | 189       | 154       | 22         |
| 2009 | St. Regis Indians | 18        | 9        | 9        | 0        | 180       | 212       | 18         |

**Ohsweken Wolves (1998-1999)**

|      |                 | <u>GP</u> | <u>W</u> | <u>L</u> | <u>T</u> | <u>GF</u> | <u>GA</u> | <u>PTS</u> |
|------|-----------------|-----------|----------|----------|----------|-----------|-----------|------------|
| 1998 | Ohsweken Wolves | 18        | 1        | 17       | 0        | 91        | 324       | 2          |
| 1999 | Ohsweken Wolves | 18        | 1        | 17       | 0        | 111       | 283       | 2          |

**Windsor Warlocks (2004)**

|      |                  | <u>GP</u> | <u>W</u> | <u>L</u> | <u>T</u> | <u>GF</u> | <u>GA</u> | <u>PTS</u> |
|------|------------------|-----------|----------|----------|----------|-----------|-----------|------------|
| 2004 | Windsor Warlocks | 18        | 0        | 18       | 0        | 131       | 368       | 0          |

**Barrie Lakeshores (2005-2010)**

|      |                   | <u>GP</u> | <u>W</u> | <u>L</u> | <u>T</u> | <u>GF</u> | <u>GA</u> | <u>PTS</u> |
|------|-------------------|-----------|----------|----------|----------|-----------|-----------|------------|
| 2005 | Barrie Lakeshores | 18        | 9        | 9        | 0        | 177       | 160       | 18         |
| 2006 | Barrie Lakeshores | 18        | 9        | 8        | 1        | 185       | 163       | 19         |
| 2007 | Barrie Lakeshores | 18        | 12       | 6        | 0        | 186       | 149       | 24         |
| 2008 | Barrie Lakeshores | 18        | 5        | 12       | 1        | 155       | 195       | 11         |
| 2009 | Barrie Lakeshores | 18        | 3        | 15       | 0        | 142       | 212       | 6          |
| 2010 | Barrie Lakeshores | 0         | 0        | 0        | 0        | 0         | 0         | 0          |

**Owen Sound North Stars (2023)**

|      |                             | <u>GP</u> | <u>W</u> | <u>L</u> | <u>T</u> | <u>GF</u> | <u>GA</u> | <u>PTS</u> |
|------|-----------------------------|-----------|----------|----------|----------|-----------|-----------|------------|
| 2023 | <i>suspended operations</i> |           |          |          |          |           |           |            |

**EASTERN CANADIAN LACROSSE CHAMPIONS 1866-1901**

|      | <u>Champion</u>   | <u>Finalist</u>  |
|------|---|--|
| 1866 | <b>Montréal Lacrosse Club</b>   | - none -   |
| 1867 | <b>Caughnawaga Indians</b><br><b>St. Regis Indians</b>  | Montréal Lacrosse Club<br>Caughnawaga Indians  |
| 1868 | <b>St. Regis Indians</b>  |  |
| 1869 | <b>Montréal Lacrosse Club</b>   | St. Regis Indians<br>Toronto Lacrosse Club   |
| 1870 | <b>*Montréal Lacrosse Club</b><br><b>Montréal Shamrocks</b>                                     | Crescent Lacrosse Club<br>Montréal Caledonians   |
| 1871 | <b>Montréal Shamrocks</b>   |  |
| 1872 | <b>Montréal Shamrocks</b>   |  |
| 1873 | <b>Montréal Shamrocks</b>   |  |
| 1874 | <b>Montréal Shamrocks</b>   |  |
| 1875 | <b>Toronto Lacrosse Club</b>  | Montréal Shamrocks   |
| 1876 | <b>Toronto Ontarios</b><br><b>Toronto Lacrosse Club</b>   | Toronto Lacrosse Club<br>Toronto Ontarios<br>Montréal Shamrocks<br>Montréal Amateur Athletic Association     |
| 1877 | <b>**Montréal Shamrocks</b>   | Toronto Lacrosse Club  |
| 1878 | <b>Toronto Lacrosse Club</b><br><br><b>Caughnawaga Indians</b><br><br><b>Montréal Shamrocks</b> | Montréal Shamrocks<br>London Tecumsehs<br>Toronto Lacrosse Club<br>Montréal Shamrocks<br>Caughnawaga Indians |
| 1879 | <b>Montréal Shamrocks</b>   |  |
| 1880 | <b>Toronto Lacrosse Club</b>  | Montréal Shamrocks   |
| 1881 | <b>Toronto Lacrosse Club</b><br><b>Montréal Shamrocks</b>                                       | Montréal Amateur Athletic Association<br>Toronto Lacrosse Club   |
| 1882 | <b>Montréal Shamrocks</b>   |  |
| 1883 | <b>Toronto Lacrosse Club</b>  | Montréal Shamrocks   |
| 1884 | <b>Montréal Amateur Athletic Assn.</b><br><b>Montréal Shamrocks</b>                             | Toronto Lacrosse Club<br>Montréal Amateur Athletic Association   |
| 1885 | <b>Montréal Amateur Athletic Assn.</b>  |  |
| 1886 | <b>Montréal Amateur Athletic Assn.</b>  |  |
| 1887 | <b>Cornwall Colts</b>   |  |
| 1888 | <b>Cornwall Colts</b>   | Montréal Shamrocks   |
| 1889 | <b>Montréal Amateur Athletic Assn.</b>  |  |
| 1890 | <b>***Cornwall Colts</b>  |  |
| 1891 | <b>Cornwall Colts</b>   |  |
| 1892 | <b>Montréal Shamrocks</b>   | Ottawa Capitals  |
| 1893 | <b>Ottawa Capitals</b>  |  |
| 1894 | <b>Montréal Shamrocks</b>   |  |
| 1895 | <b>Montréal Shamrocks</b>   |  |
| 1896 | <b>Ottawa Capitals</b>  |  |
| 1897 | <b>Ottawa Capitals</b>  |  |
| 1898 | <b>Montréal Nationals</b>   |  |
| 1899 | <b>Montréal Shamrocks</b>   |  |
| 1900 | <b>Ottawa Capitals</b>  |  |
| 1901 | <b>Montréal Shamrocks</b>   |  |

*\*NOTE: Montréal Lacrosse Club split into Shamrock and Caledonian Clubs which then played against each other for the championship.*

*\*\*NOTE: Toronto Lacrosse Club refused to play Montréal Shamrocks due to the Montréal team playing an ex-convict. National Lacrosse Union awarded Montreal Shamrocks the title by default.*

*\*\*\* NOTE: Cornwall won championship but was refused the title on account of using an ineligible player.*

**MINTO CUP – SENIOR & PROFESSIONAL CHAMPIONS OF CANADA**

|      | <u>Champion</u>                                     | <u>Finalist</u>   |
|------|---|---|
| 1901 | <b>Ottawa Capitals</b><br><b>Montréal Shamrocks</b> | Cornwall Colts<br>Ottawa Capitals<br>Vancouver YMCA         |
| 1902 | <b>Montréal Shamrocks</b>                           | New Westminster Salmonbellies                               |
| 1903 | <b>Montréal Shamrocks</b>                           | Brantford   |
| 1904 | <b>Montréal Shamrocks</b>                           | Ottawa Capitals   |
| 1905 | <b>Montréal Shamrocks</b>                           | St. Catharines Athletics<br>Souris (Manitoba)               |
| 1906 | <b>Ottawa Capitals</b>                              | Toronto Tecumsehs   |
| 1907 | <b>Montréal Shamrocks</b>                           | - none -  |
| 1908 | <b>New Westminster Salmonbellies</b>                | Montréal Shamrocks<br>Ottawa Capitals                       |
| 1909 | <b>New Westminster Salmonbellies</b>                | Regina Capitals<br>Toronto Tecumsehs                        |
| 1910 | <b>New Westminster Salmonbellies</b>                | Montréal Amateur Athletic Association<br>Montréal Nationals |
| 1911 | <b>Vancouver Lacrosse Cub</b>                       | New Westminster Salmonbellies<br>Toronto Tecumsehs          |
| 1912 | <b>New Westminster Salmonbellies</b>                | Cornwall Colts  |
| 1913 | <b>New Westminster Salmonbellies</b>                | Vancouver Athletic Club                                     |
| 1914 | <b>New Westminster Salmonbellies</b>                | - by default -  |
| 1915 | <b>New Westminster Salmonbellies</b>                | Vancouver Lacrosse Club                                     |
| 1916 | <i>no decision</i>                                  |   |
| 1917 | <i>no decision</i>                                  |   |
| 1918 | <b>*Vancouver Green Shirts</b>                      | New Westminster Salmonbellies                               |
| 1919 | <b>New Westminster Salmonbellies</b>                | Vancouver Terminals   |
| 1920 | <b>Vancouver Terminals</b>                          | New Westminster Salmonbellies                               |
| 1921 | <b>New Westminster Salmonbellies</b>                | Vancouver Terminals   |
| 1922 | <b>New Westminster Salmonbellies</b>                | Vancouver Terminals   |
| 1923 | <b>New Westminster Salmonbellies</b>                | Vancouver Terminals   |
| 1924 | <b>New Westminster Salmonbellies</b>                | - by default -  |
| 1925 | <i>no decision</i>                                  |   |
| 1926 | <i>no decision</i>                                  |   |
| 1927 | <i>no decision</i>                                  |   |
| 1928 | <i>no decision</i>                                  |   |
| 1929 | <i>no decision</i>                                  |   |
| 1930 | <i>no decision</i>                                  |   |
| 1931 | <i>no decision</i>                                  |   |
| 1932 | <i>no decision</i>                                  |   |
| 1933 | <i>no decision</i>                                  |   |
| 1934 | <i>no decision</i>                                  |   |
| 1935 | <i>no decision</i>                                  |   |
| 1936 | <i>no decision</i>                                  |   |

*\*NOTE: Minto Cup Trustees and British Columbia Lacrosse Association refused to recognise the results of the Vancouver-New Westminster series as being official. Vancouver won the Mainland Lacrosse Association series but was not awarded the Minto Cup.*

## MINTO CUP – JUNIOR ‘A’ CHAMPIONS OF CANADA

|      | <u>Champion</u>                          | <u>Finalist</u>                    |
|------|--|------------------------------------|
| 1937 | <b>Orillia Junior Terriers</b>           | Vancouver Burrard Bluebirds        |
| 1938 | <b>Mimico Mountaineer Juniors</b>        | Richmond-Point Grey Juniors        |
| 1939 | <i>no decision</i>                       |                                    |
| 1940 | <b>Ontario All-Stars</b>                 | British Columbia All-Stars         |
| 1941 | <i>no decision</i>                       |                                    |
| 1942 | <i>no decision</i>                       |                                    |
| 1943 | <i>no decision</i>                       |                                    |
| 1944 | <i>no decision</i>                       |                                    |
| 1945 | <i>no decision</i>                       |                                    |
| 1946 | <i>no decision</i>                       |                                    |
| 1947 | <b>St. Catharines Athletics</b>          | Vancouver Burrard BC All-Stars     |
| 1948 | <b>Vancouver Burrard BC All-Stars</b>    | St. Catharines Athletics           |
| 1949 | <b>British Columbia All-Stars</b>        | Ontario All-Stars                  |
| 1950 | <b>St. Catharines Athletics</b>          | Vancouver Burrard BC All-Stars     |
| 1951 | <b>Mimico Mountaineers</b>               | Manitoba All-Stars                 |
| 1952 | <b>Brampton Excelsiors</b>               | Vancouver Kerrisdale BC All-Stars  |
| 1953 | <b>New Westminster Salmonacs</b>         | Long Branch Monarchs               |
| 1954 | <b>Vancouver PNE Junior Indians</b>      | Manitoba All-Stars                 |
| 1955 | <b>Long Branch Monarchs</b>              | Manitoba All-Stars                 |
| 1956 | <b>Mount Pleasant N°177 Legionnaires</b> | Brampton Excelsiors                |
| 1957 | <b>Brampton Excelsiors</b>               | Victoria Shamrocks                 |
| 1958 | <b>Brampton Excelsiors</b>               | Victoria Shamrocks                 |
| 1959 | <b>Brampton Excelsiors</b>               | New Westminster Salmonbellies      |
| 1960 | <b>New Westminster Salmonbellies</b>     | Whitby Red Wings                   |
| 1961 | <b>Hastings Legionnaires</b>             | Burnaby Norburn Athletic Club      |
| 1962 | <b>Victoria Shamrocks</b>                | Brampton Armstrongs                |
| 1963 | <b>Oshawa Green Gaels</b>                | Victoria Shamrocks                 |
| 1964 | <b>Oshawa Green Gaels</b>                | New Westminster Salmonbellies      |
| 1965 | <b>Oshawa Green Gaels</b>                | New Westminster Salmonbellies      |
| 1966 | <b>Oshawa Green Gaels</b>                | New Westminster Salmonbellies      |
| 1967 | <b>Oshawa Green Gaels</b>                | New Westminster Salmonbellies      |
| 1968 | <b>Oshawa Green Gaels</b>                | New Westminster Salmonbellies      |
| 1969 | <b>Oshawa Green Gaels</b>                | South Vancouver N°16 Legionnaires  |
| 1970 | <b>Lakeshore Maple Leafs</b>             | Burnaby Cablevision                |
| 1971 | <b>Richmond Roadrunners</b>              | Peterborough PCOs                  |
| 1972 | <b>Peterborough PCOs</b>                 | Richmond Roadrunners               |
| 1973 | <b>Peterborough PCOs</b>                 | Richmond Roadrunners               |
| 1974 | <b>Peterborough PCOs</b>                 | Burnaby Cablevision                |
| 1975 | <b>Peterborough Gray-Munros</b>          | Burnaby Cablevision                |
| 1976 | <b>Victoria MacDonald's Bread</b>        | Bramelea Excelsiors                |
| 1977 | <b>Burnaby Cablevision</b>               | Whitby Consolidated Builders       |
| 1978 | <b>Burnaby Cablevision</b>               | Whitby Consolidated Builders       |
| 1979 | <b>Burnaby Cablevision</b>               | Peterborough Century 21 Centurions |
| 1980 | <b>Whitby Consolidated Builders</b>      | New Westminster Salmonbellies      |
| 1981 | <b>Peterborough James Gang</b>           | Burnaby Cablevision                |
| 1982 | <b>Peterborough James Gang</b>           | Victoria Esquimalt Legion          |
| 1983 | <b>Peterborough James Gang</b>           | Etobicoke Eclipse                  |
| 1984 | <b>Whitby Warriors</b>                   | New Westminster Salmonbellies      |
| 1985 | <b>Whitby Warriors</b>                   | Victoria Esquimalt Legion          |
| 1986 | <b>Peterborough Maulers</b>              | Victoria Esquimalt Legion          |
| 1987 | <b>Peterborough Maulers</b>              | Victoria Esquimalt Legion          |
| 1988 | <b>Victoria Esquimalt Legion</b>         | Coquitlam Adanacs                  |
| 1989 | <b>Peterborough Maulers</b>              | Richmond Outlaws                   |
| 1990 | <b>St. Catharines Athletics</b>          | Richmond Outlaws                   |

|      |                                      |                               |
|------|--------------------------------------|-------------------------------|
| 1991 | <b>St. Catharines Athletics</b>      | Victoria Eagles               |
| 1992 | <b>Six Nations Arrows</b>            | Coquitlam Adanacs             |
| 1993 | <b>Orangeville Northmen</b>          | Coquitlam Adanacs             |
| 1994 | <b>New Westminster Salmonbellies</b> | Brampton Excelsiors           |
| 1995 | <b>Orangeville Northmen</b>          | New Westminster Salmonbellies |
| 1996 | <b>Orangeville Northmen</b>          | Burnaby Lakers                |
| 1997 | <b>Whitby Warriors</b>               | Burnaby Lakers                |
| 1998 | <b>Burnaby Lakers</b>                | Six Nations Arrows            |
| 1999 | <b>Whitby Warriors</b>               | Burnaby Lakers                |
| 2000 | <b>Burnaby Lakers</b>                | Orangeville Northmen          |
| 2001 | <b>St. Catharines Athletics</b>      | Burnaby Lakers                |
| 2002 | <b>Burnaby Lakers</b>                | St. Catharines Athletics      |
| 2003 | <b>St. Catharines Athletics</b>      | Burnaby Lakers                |
| 2004 | <b>Burnaby Lakers</b>                | Victoria Shamrocks            |
| 2005 | <b>Burnaby Lakers</b>                | Six Nations Arrows            |
| 2006 | <b>Peterborough Lakers</b>           | Six Nations Arrows            |
| 2007 | <b>Six Nations Arrows</b>            | Burnaby Lakers                |
| 2008 | <b>Orangeville Northmen</b>          | Victoria Shamrocks            |
| 2009 | <b>Orangeville Northmen</b>          | Brampton Excelsiors           |
| 2010 | <b>Coquitlam Adanacs</b>             | Orangeville Northmen          |
| 2011 | <b>Whitby Warriors</b>               | Coquitlam Adanacs             |
| 2012 | <b>Orangeville Northmen</b>          | Coquitlam Adanacs             |
| 2013 | <b>Whitby Warriors</b>               | New Westminster Salmonbellies |
| 2014 | <b>Six Nations Arrows</b>            | Coquitlam Adanacs             |
| 2015 | <b>Six Nations Arrows</b>            | Coquitlam Adanacs             |
| 2016 | <b>Coquitlam Adanacs</b>             | Orangeville Northmen          |
| 2017 | <b>Six Nations Arrows</b>            | Coquitlam Adanacs             |
| 2018 | <b>Coquitlam Adanacs</b>             | Brampton Excelsiors           |
| 2019 | <b>Orangeville Northmen</b>          | Victoria Shamrocks            |
| 2020 | <i>no decision</i>                   |                               |
| 2021 | <i>no decision</i>                   |                               |
| 2022 | <b>Whitby Warriors</b>               | St. Albert Miners             |
| 2023 | <b>Burlington Blaze</b>              | Coquitlam Adanacs             |

## MANN CUP – SENIOR ‘A’ CHAMPIONS OF CANADA

|      | <u>Champion</u>                        | <u>Finalist(s)</u>  |
|------|--|---|
| 1910 | <b>Toronto Young Torontos</b>          | Vancouver Athletic Club<br>Toronto Maitlands                    |
| 1911 | <b>Vancouver Athletic Club</b>         | Toronto Young Torontos  |
| 1912 | <b>Vancouver Athletic Club</b>         | Winnipeg Canadian Northern Railroad<br>St. Catharines Athletics |
| 1913 | <b>Vancouver Athletic Club</b>         | Armstrong Red Apple Boys<br>Oak Bay                             |
| 1914 | <b>*Vancouver Athletic Club</b>        | Brampton Excelsiors<br>*Calgary Chinooks                        |
| 1915 | <b>New Westminster Salmonbellies</b>   | - none -  |
| 1916 | <b>**New Westminster Salmonbellies</b> | - no competition due to First World War -                       |
| 1917 | <b>**New Westminster Salmonbellies</b> | - no competition due to First World War -                       |
| 1918 | <b>Vancouver Coughlans Shipyards</b>   | Winnipeg  |
| 1919 | <b>Victoria Foundation Shipyards</b>   | Winnipeg Argonauts  |
| 1920 | <b>New Westminster Salmonbellies</b>   | Vancouver Athletic Club   |
| 1921 | <b>New Westminster Salmonbellies</b>   | - none -  |
| 1922 | <b>Vancouver Lacrosse Club</b>         | Victoria Capitals   |
|      | <b>New Westminster Salmonbellies</b>   | Vancouver Lacrosse Club   |
| 1923 | <b>New Westminster Salmonbellies</b>   | Victoria Capitals   |
| 1924 | <b>New Westminster Salmonbellies</b>   | - none -  |
| 1925 | <b>New Westminster Salmonbellies</b>   | Vancouver Indians   |
| 1926 | <b>Weston Westonmen</b>                | Winnipeg Tammany Tigers   |
| 1927 | <b>New Westminster Salmonbellies</b>   | Weston Westonmen  |
| 1928 | <b>Ottawa Emmetts</b>                  | Winnipeg Wellingtons  |
| 1929 | <b>Oshawa General Motors</b>           | New Westminster Salmonbellies                                   |
| 1930 | <b>Brampton Excelsiors</b>             | New Westminster Salmonbellies                                   |
| 1931 | <b>Brampton Excelsiors</b>             | New Westminster Salmonbellies                                   |
| 1932 | <b>Mimico Mountaineers</b>             | Winnipeg Argonauts  |
| 1933 | <b>Hamilton Tigers</b>                 | New Westminster Salmonbellies                                   |
| 1934 | <b>Orillia Terriers</b>                | New Westminster Salmonbellies                                   |
| 1935 | <b>Orillia Terriers</b>                | Richmond Farmers  |
| 1936 | <b>Orillia Terriers</b>                | North Shore Indians   |
| 1937 | <b>New Westminster Salmonbellies</b>   | Orillia Terriers  |
| 1938 | <b>St. Catharines Athletics</b>        | New Westminster Adanacs   |
| 1939 | <b>New Westminster Adanacs</b>         | St. Catharines Athletics  |
| 1940 | <b>St. Catharines Athletics</b>        | Vancouver Burrards  |
| 1941 | <b>St. Catharines Athletics</b>        | Richmond Farmers  |
| 1942 | <b>Mimico-Brampton Combines</b>        | New Westminster Salmonbellies                                   |
| 1943 | <b>New Westminster Salmonbellies</b>   | Mimico-Brampton Combines  |
| 1944 | <b>St. Catharines Athletics</b>        | New Westminster Salmonbellies                                   |
| 1945 | <b>Vancouver Burrards</b>              | St. Catharines Athletics  |
| 1946 | <b>St. Catharines Athletics</b>        | New Westminster Salmonbellies                                   |
| 1947 | <b>New Westminster Adanacs</b>         | Mimico Mountaineers   |
| 1948 | <b>Hamilton Tigers</b>                 | New Westminster Adanacs   |
| 1949 | <b>Vancouver Burrards</b>              | Hamilton Tigers   |
| 1950 | <b>Owen Sound Crescents</b>            | New Westminster Adanacs   |
| 1951 | <b>Peterborough Timbermen</b>          | Vancouver Combines  |

*\*NOTE: Vancouver Athletic Club defeated the Calgary Chinooks and Brampton Excelsiors in 1914 but the Mann Cup trustees disputed the status of one of the Vancouver players. Despite the views of British Columbia and National lacrosse and amateur athletic organisations that supported Vancouver's position, the Mann Cup trustees instead awarded the cup to the Calgary Chinooks on September 29, 1914. On December 7, 1914, the Canadian Amateur Lacrosse Association overruled Mann Cup trustee Joseph Lally and awarded the cup to the Vancouver Athletic Club.*

*\*\*NOTE: There was no competition for the Mann Cup in 1916 and 1917 due to the First World War.*

|      |                                      |                               |
|------|--------------------------------------|-------------------------------|
| 1952 | <b>Peterborough Timbermen</b>        | Vancouver Pilseners           |
| 1953 | <b>Peterborough Trailermen</b>       | Victoria Shamrocks            |
| 1954 | <b>Peterborough Trailermen</b>       | Victoria Shamrocks            |
| 1955 | <b>Victoria Shamrocks</b>            | Peterborough Trailermen       |
| 1956 | <b>Nanaimo Timbermen</b>             | Peterborough Trailermen       |
| 1957 | <b>Victoria Shamrocks</b>            | Long Branch Pontiacs          |
| 1958 | <b>New Westminster Salmonbellies</b> | Welland-Crowland Switsons     |
| 1959 | <b>New Westminster O'Keefes</b>      | Peterborough Mercurys         |
| 1960 | <b>Port Credit Sailors</b>           | Nanaimo Labatts               |
| 1961 | <b>Vancouver Carlings</b>            | Brampton Ramblers             |
| 1962 | <b>New Westminster O'Keefes</b>      | Brampton Ramblers             |
| 1963 | <b>Vancouver Carlings</b>            | St. Catharines Athletics      |
| 1964 | <b>Vancouver Carlings</b>            | Brooklin Merchants            |
| 1965 | <b>New Westminster O'Keefes</b>      | Brooklin Merchants            |
| 1966 | <b>Peterborough Lakers</b>           | Vancouver Carlings            |
| 1967 | <b>Vancouver Carlings</b>            | Brooklin Redmen               |
| 1968 | <b>Brooklin Redmen</b>               | Nanaimo Luckies               |
| 1969 | <b>Brooklin Redmen</b>               | New Westminster Blues         |
| 1970 | <b>New Westminster Salmonbellies</b> | Peterborough Lakers           |
| 1971 | <b>Brantford Warriors</b>            | New Westminster Salmonbellies |
| 1972 | <b>New Westminster Salmonbellies</b> | Brantford Warriors            |
| 1973 | <b>Peterborough Lakers</b>           | Vancouver Burrards            |
| 1974 | <b>New Westminster Salmonbellies</b> | Windsor Warlocks              |
| 1975 | <b>Vancouver Burrards</b>            | Brampton Excelsiors           |
| 1976 | <b>New Westminster Salmonbellies</b> | Brampton Excelsiors           |
| 1977 | <b>Vancouver Burrards</b>            | Brampton Excelsiors           |
| 1978 | <b>Peterborough Red Oaks</b>         | Victoria Shamrocks            |
| 1979 | <b>Victoria Shamrocks</b>            | Peterborough Red Oaks         |
| 1980 | <b>Brampton Excelsiors</b>           | New Westminster Salmonbellies |
| 1981 | <b>New Westminster Salmonbellies</b> | Brampton Excelsiors           |
| 1982 | <b>Peterborough Lakers</b>           | New Westminster Salmonbellies |
| 1983 | <b>Victoria Payless</b>              | Peterborough Lakers           |
| 1984 | <b>Peterborough Lakers</b>           | Victoria Payless              |
| 1985 | <b>Brooklin Redmen</b>               | New Westminster Salmonbellies |
| 1986 | <b>New Westminster Salmonbellies</b> | Brooklin Redmen               |
| 1987 | <b>Brooklin Redmen</b>               | New Westminster Salmonbellies |
| 1988 | <b>Brooklin Redmen</b>               | Coquitlam Adanacs             |
| 1989 | <b>New Westminster Salmonbellies</b> | Brooklin Redmen               |
| 1990 | <b>Brooklin Redmen</b>               | Vancouver Burrards            |
| 1991 | <b>New Westminster Salmonbellies</b> | Brooklin Redmen               |
| 1992 | <b>Brampton Excelsiors</b>           | New Westminster Salmonbellies |
| 1993 | <b>Brampton Excelsiors</b>           | Coquitlam Adanacs             |
| 1994 | <b>Six Nations Chiefs</b>            | New Westminster Salmonbellies |
| 1995 | <b>Six Nations Chiefs</b>            | New Westminster Salmonbellies |
| 1996 | <b>Six Nations Chiefs</b>            | Victoria Shamrocks            |
| 1997 | <b>Victoria Shamrocks</b>            | Niagara Falls Gamblers        |
| 1998 | <b>Brampton Excelsiors</b>           | Coquitlam Adanacs             |
| 1999 | <b>Victoria Shamrocks</b>            | Brampton Excelsiors           |
| 2000 | <b>Brooklin Redmen</b>               | Victoria Shamrocks            |
| 2001 | <b>Coquitlam Adanacs</b>             | Brampton Excelsiors           |
| 2002 | <b>Brampton Excelsiors</b>           | Victoria Shamrocks            |
| 2003 | <b>Victoria Shamrocks</b>            | Brampton Excelsiors           |
| 2004 | <b>Peterborough Lakers</b>           | Victoria Shamrocks            |
| 2005 | <b>Victoria Shamrocks</b>            | Peterborough Lakers           |
| 2006 | <b>Peterborough Lakers</b>           | Victoria Shamrocks            |
| 2007 | <b>Peterborough Lakers</b>           | Coquitlam Adanacs             |



|      |                            |                               |
|------|----------------------------|-------------------------------|
| 2008 | <b>Brampton Excelsiors</b> | New Westminster Salmonbellies |
| 2009 | <b>Brampton Excelsiors</b> | New Westminster Salmonbellies |
| 2010 | <b>Peterborough Lakers</b> | New Westminster Salmonbellies |
| 2011 | <b>Brampton Excelsiors</b> | Langley Thunder               |
| 2012 | <b>Peterborough Lakers</b> | Langley Thunder               |
| 2013 | <b>Six Nations Chiefs</b>  | Victoria Shamrocks            |
| 2014 | <b>Six Nations Chiefs</b>  | Victoria Shamrocks            |
| 2015 | <b>Victoria Shamrocks</b>  | Peterborough Lakers           |
| 2016 | <b>Six Nations Chiefs</b>  | Maple Ridge Burrards          |
| 2017 | <b>Peterborough Lakers</b> | New Westminster Salmonbellies |
| 2018 | <b>Peterborough Lakers</b> | Maple Ridge Burrards          |
| 2019 | <b>Peterborough Lakers</b> | Victoria Shamrocks            |
| 2020 | <i>no decision</i>         |                               |
| 2021 | <i>no decision</i>         |                               |
| 2022 | <b>Peterborough Lakers</b> | Langley Thunder               |
| 2023 | <b>Six Nations Chiefs</b>  | New Westminster Salmonbellies |

## ONTARIO PROVINCIAL SENIOR 'A' CHAMPIONSHIP

|      | <u>Champion</u>                 | <u>Finalist</u>             |
|------|---------------------------------|-----------------------------|
| 1932 | <b>Mimico Mountaineers</b>      | Fergus Thistles             |
| 1933 | <b>Hamilton Tigers</b>          | Mount Dennis Firemen        |
| 1934 | <b>Orillia Terriers</b>         | Cornwall Island Indians     |
| 1935 | <b>Orillia Terriers</b>         | Cornwall Indians            |
| 1936 | <b>Orillia Terriers</b>         | Cornwall                    |
| 1937 | <b>Orillia Terriers</b>         | Cornwall                    |
| 1938 | <b>St. Catharines Athletics</b> | Cornwall Seniors            |
| 1939 | <b>St. Catharines Athletics</b> | Mimico Mountaineers         |
| 1940 | <b>St. Catharines Athletics</b> | Brampton Excelsiors         |
| 1941 | <b>St. Catharines Athletics</b> | Etobicoke Indians           |
| 1942 | <b>Mimico-Brampton Combines</b> | St. Catharines Athletics    |
| 1943 | <b>Mimico-Brampton Combines</b> | Toronto Lakeshores          |
| 1944 | <b>St. Catharines Athletics</b> | Mimico Mountaineers         |
| 1945 | <b>St. Catharines Athletics</b> | Brampton-Lakeshore Combines |
| 1946 | <b>St. Catharines Athletics</b> | Mimico Mountaineers         |
| 1947 | <b>Mimico Mountaineers</b>      | St. Catharines Athletics    |
| 1948 | <b>Hamilton Tigers</b>          | Mimico Mountaineers         |
| 1949 | <b>Hamilton Tigers</b>          | Brampton Excelsiors         |
| 1950 | <b>Owen Sound Crescents</b>     | St. Catharines Athletics    |
| 1951 | <b>Peterborough Timbermen</b>   | Mimico Mountaineers         |
| 1952 | <b>Peterborough Timbermen</b>   | Toronto West Yorks          |
| 1953 | <b>Peterborough Trailermen</b>  | St. Catharines Athletics    |
| 1954 | <b>Peterborough Trailermen</b>  | St. Catharines Athletics    |
| 1955 | <b>Peterborough Trailermen</b>  | Fergus Thistles             |
| 1956 | <b>Peterborough Trailermen</b>  | Hamilton Lincoln Burners    |
| 1957 | <b>Peterborough Trailermen</b>  | Long Branch Pontiacs        |
| 1958 | <b>Wells-Crowland Switsons</b>  | Brampton Excelsiors         |
| 1959 | <b>Peterborough Mercurys</b>    | Brampton Excelsiors         |
| 1960 | <b>Port Credit Sailors</b>      | St. Catharines Athletics    |
| 1961 | <b>Brampton Ramblers</b>        | Port Credit Sailors         |
| 1962 | <b>Brampton Ramblers</b>        | Brooklin Hillcrests         |
| 1963 | <b>St. Catharines Athletics</b> | Port Credit Sailors         |
| 1964 | <b>Brooklin Merchants</b>       | Brampton Sealtests          |
| 1965 | <b>Brooklin Merchants</b>       | Brampton Excelsiors         |
| 1966 | <b>Peterborough Pepsi Petes</b> | Brampton Excelsiors         |
| 1967 | <b>Brooklin Redmen</b>          | Brampton Excelsiors         |
| 1968 | <b>Brooklin Redmen</b>          | Brampton Excelsiors         |
| 1969 | <b>Brooklin Redmen</b>          | Brantford Warriors          |
| 1970 | <b>Peterborough Lakers</b>      | Brantford Warriors          |
| 1971 | <b>Brantford Warriors</b>       | Peterborough Lakers         |

## NATIONAL LACROSSE ASSOCIATION CHAMPION

|      | <u>Champion</u>                      | <u>Finalist</u>  |
|------|--------------------------------------|------------------|
| 1968 | <b>New Westminster Salmonbellies</b> | Detroit Olympics |

## CANADIAN PROFESSIONAL LACROSSE CHAMPIONSHIP

|      | <u>Champion</u>            | <u>Finalist</u>               |
|------|----------------------------|-------------------------------|
| 1969 | <b>Peterborough Lakers</b> | New Westminster Salmonbellies |

**NATIONAL LACROSSE LEAGUE (EASTERN DIVISION) CHAMPIONSHIP**

|      | <u>Champion</u>           | <u>Finalist</u>     |
|------|---------------------------|---------------------|
| 1972 | <b>Brantford Warriors</b> | Peterborough Lakers |

**MAJOR SERIES LACROSSE – ONTARIO SENIOR ‘A’ CHAMPIONSHIP**

|      | <u>Champion</u>               | <u>Finalist</u>        |
|------|-------------------------------|------------------------|
| 1973 | <b>Peterborough Lakers</b>    | Brantford Warriors     |
| 1974 | <b>Windsor Warlocks</b>       | Fergus Thistles        |
| 1975 | <b>Brampton Excelsiors</b>    | Owen Sound North Stars |
| 1976 | <b>Brampton Excelsiors</b>    | Fergus Thistles        |
| 1977 | <b>Brampton Excelsiors</b>    | Owen Sound North Stars |
| 1978 | <b>Peterborough Red Oaks</b>  | Owen Sound North Stars |
| 1979 | <b>Peterborough Red Oaks</b>  | Brampton Excelsiors    |
| 1980 | <b>Brampton Excelsiors</b>    | Peterborough Red Oaks  |
| 1981 | <b>Brampton Excelsiors</b>    | Owen Sound North Stars |
| 1982 | <b>Peterborough Lakers</b>    | Fergus Thistles        |
| 1983 | <b>Peterborough Lakers</b>    | Brooklin Redmen        |
| 1984 | <b>Peterborough Lakers</b>    | Brooklin Redmen        |
| 1985 | <b>Brooklin Redmen</b>        | Peterborough Lakers    |
| 1986 | <b>Brooklin Redmen</b>        | Peterborough Lakers    |
| 1987 | <b>Brooklin Redmen</b>        | Peterborough Lakers    |
| 1988 | <b>Brooklin Redmen</b>        | Peterborough Quakers   |
| 1989 | <b>Brooklin Redmen</b>        | Peterborough Quakers   |
| 1990 | <b>Brooklin Redmen</b>        | Peterborough Quakers   |
| 1991 | <b>Brooklin Redmen</b>        | Brampton Excelsiors    |
| 1992 | <b>Brampton Excelsiors</b>    | Peterborough Quakers   |
| 1993 | <b>Brampton Excelsiors</b>    | Brooklin Redmen        |
| 1994 | <b>Six Nations Chiefs</b>     | Brooklin Redmen        |
| 1995 | <b>Six Nations Chiefs</b>     | Brooklin Redmen        |
| 1996 | <b>Six Nations Chiefs</b>     | Brampton Excelsiors    |
| 1997 | <b>Niagara Falls Gamblers</b> | Brampton Excelsiors    |
| 1998 | <b>Brampton Excelsiors</b>    | Buffalo Gamblers       |
| 1999 | <b>Brampton Excelsiors</b>    | Akwesasne Thunder      |
| 2000 | <b>Brooklin Redmen</b>        | Brampton Excelsiors    |
| 2001 | <b>Brampton Excelsiors</b>    | Brooklin Redmen        |
| 2002 | <b>Brampton Excelsiors</b>    | Brooklin Redmen        |
| 2003 | <b>Brampton Excelsiors</b>    | Peterborough Lakers    |
| 2004 | <b>Peterborough Lakers</b>    | Brampton Excelsiors    |
| 2005 | <b>Peterborough Lakers</b>    | Brampton Excelsiors    |
| 2006 | <b>Peterborough Lakers</b>    | Brampton Excelsiors    |
| 2007 | <b>Peterborough Lakers</b>    | Brampton Excelsiors    |
| 2008 | <b>Brampton Excelsiors</b>    | Peterborough Lakers    |
| 2009 | <b>Brampton Excelsiors</b>    | Peterborough Lakers    |
| 2010 | <b>Peterborough Lakers</b>    | Brampton Excelsiors    |
| 2011 | <b>Brampton Excelsiors</b>    | Peterborough Lakers    |
| 2012 | <b>Peterborough Lakers</b>    | Six Nations Chiefs     |
| 2013 | <b>Six Nations Chiefs</b>     | Brooklin Redmen        |
| 2014 | <b>Six Nations Chiefs</b>     | Peterborough Lakers    |
| 2015 | <b>Peterborough Lakers</b>    | Six Nations Chiefs     |
| 2016 | <b>Six Nations Chiefs</b>     | Peterborough Lakers    |
| 2017 | <b>Peterborough Lakers</b>    | Six Nations Chiefs     |
| 2018 | <b>Peterborough Lakers</b>    | Oakville Rock          |
| 2019 | <b>Peterborough Lakers</b>    | Six Nations Chiefs     |
| 2020 | <i>no decision</i>            |                        |
| 2021 | <i>no decision</i>            |                        |

|      |                            |                     |
|------|----------------------------|---------------------|
| 2022 | <b>Peterborough Lakers</b> | Six Nations Chiefs  |
| 2023 | <b>Six Nations Chiefs</b>  | Peterborough Lakers |

**BRITISH COLUMBIA AMATEUR LACROSSE ASSOCIATION CHAMPIONS**

|      | <u>Champion</u>                      | <u>Finalist</u>            |
|------|--------------------------------------|----------------------------|
| 1890 | * <b>New Westminster</b>             | - none -                   |
| 1891 | <b>Vancouver</b>                     | - none -                   |
| 1892 | <b>Vancouver</b>                     | - none -                   |
| 1893 | ** <b>Victoria</b>                   | - none -                   |
| 1894 | *** <b>New Westminster</b>           | Victoria                   |
| 1895 | <b>New Westminster</b>               | - none -                   |
| 1896 | <b>Vancouver</b>                     | - none -                   |
| 1897 | <b>New Westminster</b>               | Vancouver Lacrosse Club    |
| 1898 | <b>New Westminster</b>               | - none -                   |
| 1899 | <b>New Westminster</b>               | - none -                   |
| 1900 | <b>New Westminster</b>               | - none -                   |
| 1901 | <b>New Westminster</b>               | - none -                   |
| 1902 | <b>New Westminster</b>               | - none -                   |
| 1903 | <b>Vancouver Lacrosse Club</b>       | - none -                   |
| 1904 | <b>Vancouver Lacrosse Club</b>       | Victoria                   |
| 1905 | <b>New Westminster Salmonbellies</b> | - none -                   |
| 1906 | <b>New Westminster Salmonbellies</b> | - none -                   |
| 1907 | <b>New Westminster Salmonbellies</b> | Mount Pleasant Maple Leafs |
| 1908 | <b>New Westminster Salmonbellies</b> | - none -                   |

**BRITISH COLUMBIA LACROSSE ASSOCIATION – PROFESSIONAL CHAMPIONS**

|      | <u>Champion</u>                      | <u>Finalist</u>               |
|------|--------------------------------------|-------------------------------|
| 1909 | <b>New Westminster Salmonbellies</b> | Vancouver Lacrosse Club       |
| 1910 | <b>New Westminster Salmonbellies</b> | Vancouver Lacrosse Club       |
| 1911 | <b>Vancouver Lacrosse Club</b>       | New Westminster Salmonbellies |
| 1912 | <b>New Westminster Salmonbellies</b> | Vancouver Lacrosse Club       |
| 1913 | <b>New Westminster Salmonbellies</b> | Vancouver Athletic Club       |
| 1914 | <b>New Westminster Salmonbellies</b> | - by default -                |
| 1915 | <b>New Westminster Salmonbellies</b> | Vancouver Lacrosse Club       |
| 1916 | <i>no decision</i>                   |                               |
| 1917 | <i>no decision</i>                   |                               |
| 1918 | <i>no decision</i>                   |                               |
| 1919 | <b>New Westminster Salmonbellies</b> | Vancouver Terminals           |
| 1920 | <b>Vancouver Terminals</b>           | New Westminster Salmonbellies |
| 1921 | <b>New Westminster Salmonbellies</b> | Vancouver Terminals           |
| 1922 | <b>New Westminster Salmonbellies</b> | Vancouver Terminals           |
| 1923 | <b>New Westminster Salmonbellies</b> | Vancouver Terminals           |
| 1924 | <b>New Westminster Salmonbellies</b> | - by default -                |

\* NOTE: Newspaper accounts from the early 20<sup>th</sup> Century listed Victoria as the first provincial champion in 1890 although contemporary accounts from that year indicate New Westminster as the champion.

\*\* NOTE: Newspaper accounts from the early 20<sup>th</sup> Century listed New Westminster as the provincial champion in 1893 although contemporary accounts from that year indicate Victoria as the champion.

\*\*\* NOTE: Victoria was leading 3-2 versus New Westminster in the championship playoff game on October 21, 1894 when the game was called due to darkness. Victoria withdrew from the BCALA on November 2, 1894 in protest of referee indecision and due to New Westminster arriving at Brockton Oval an hour and a half late which resulted in the late start.

**MAINLAND LACROSSE ASSOCIATION CHAMPION**

|      | <u>Champion</u>                 | <u>Finalist</u>               |
|------|---------------------------------|-------------------------------|
| 1918 | <b>Vancouver 'Green Shirts'</b> | New Westminster Salmonbellies |

**KILMARNOCK CUP – BRITISH COLUMBIA PROVINCIAL SENIOR CHAMPIONSHIP**

|      | <u>Champion</u>                            | <u>Finalist</u>                    |
|------|--|------------------------------------|
| 1906 | <i>no competition for trophy organised</i> |                                    |
| 1907 | <b>New Westminster Salmonbellies</b>       | Mount Pleasant Maple Leafs         |
| 1908 | <b>New Westminster Salmonbellies</b>       | - none -                           |
| 1909 | <b>New Westminster Salmonbellies</b>       | Vancouver Lacrosse Club            |
| 1910 | <b>Vancouver Athletic Club</b>             | - none -                           |
| 1911 | <b>Vancouver Athletic Club</b>             | - none -                           |
| 1912 | <b>Vancouver Athletic Club</b>             | - none -                           |
| 1913 | <b>Vancouver Athletic Club</b>             | Armstrong<br>Oak Bay               |
| 1914 | <b>Vancouver Athletic Club</b>             | - none -                           |
| 1915 | <b>New Westminster Salmonbellies</b>       | - none -                           |
| 1916 | <i>no decision</i>                         |                                    |
| 1917 | <i>no decision</i>                         |                                    |
| 1918 | <b>Vancouver Coughlans Shipyards</b>       | North Vancouver Squamish Indians   |
| 1919 | <b>Victoria Foundation Shipyards</b>       | - none -                           |
| 1920 | <b>New Westminster Salmonbellies</b>       | Vancouver Athletic Club            |
| 1921 | <b>New Westminster Salmonbellies</b>       | - none -                           |
| 1922 | <b>Vancouver Lacrosse Club</b>             | Victoria Capitals                  |
|      | <b>New Westminster Salmonbellies</b>       | Vancouver Lacrosse Club            |
| 1923 | <b>New Westminster Salmonbellies</b>       | Victoria Capitals                  |
| 1924 | <b>New Westminster Salmonbellies</b>       | - none -                           |
| 1925 | <b>New Westminster Salmonbellies</b>       | Vancouver Indians                  |
| 1926 | <b>Ocean Falls AAA</b>                     | Richmond Farmers                   |
| 1927 | <b>New Westminster Salmonbellies</b>       | Richmond Farmers                   |
| 1928 | <i>no senior competition</i>               |                                    |
| 1929 | <b>New Westminster Salmonbellies</b>       | Vancouver Waterfront Workers       |
| 1930 | <b>New Westminster Salmonbellies</b>       | Vancouver Lacrosse Club            |
| 1931 | <b>New Westminster Salmonbellies</b>       | North Vancouver Squamish Indians   |
| 1932 | <b>North Vancouver Squamish Indians</b>    | Vancouver Athletic Club            |
| 1933 | <b>New Westminster Salmonbellies</b>       | Vancouver Province Bluebirds       |
| 1934 | <b>New Westminster Salmonbellies</b>       | New Westminster Reliable Furniture |
| 1935 | <b>Richmond Farmers</b>                    | Trail Smoke Eaters                 |
| 1936 | <b>North Shore Indians</b>                 | New Westminster Salmonbellies      |
| 1937 | <b>New Westminster Salmonbellies</b>       | Trail Smoke Eaters                 |
| 1938 | <b>New Westminster Adanacs</b>             | Nelson Maple Leafs                 |
| 1939 | <b>New Westminster Adanacs</b>             | Nelson Maple Leafs                 |
| 1940 | <b>Vancouver Burrards</b>                  | Rossland Red Men                   |
| 1941 | <b>Richmond Farmers</b>                    | Trail Golden Bears                 |
| 1942 | <b>New Westminster Salmonbellies</b>       | Victoria United Services           |
| 1943 | <b>New Westminster Salmonbellies</b>       | Patricia Bay RCAF Flyers           |
| 1944 | <b>New Westminster Salmonbellies</b>       | Vancouver Burrards                 |
| 1945 | <b>Vancouver Burrards</b>                  | New Westminster Adanacs            |
| 1946 | <b>New Westminster Salmonbellies</b>       | Trail Golden Bears                 |
| 1947 | <b>New Westminster Adanacs</b>             | Rossland Redmen                    |
| 1948 | <b>New Westminster Adanacs</b>             | Vancouver Burrards                 |
| 1949 | <b>Vancouver Burrards</b>                  | New Westminster Adanacs            |
| 1950 | <b>New Westminster Adanacs</b>             | Victoria Shamrocks                 |
| 1951 | <b>Vancouver Combines</b>                  | Victoria Shamrocks                 |
| 1952 | <b>Vancouver Pilseners</b>                 | PNE Indians                        |

|      |                                      |                          |
|------|--------------------------------------|--------------------------|
| 1953 | <b>Victoria Shamrocks</b>            | Vancouver Pilseners      |
| 1954 | <b>Victoria Shamrocks</b>            | PNE Indians              |
| 1955 | <b>Victoria Shamrocks</b>            | Nanaimo Timbermen        |
| 1956 | <b>Nanaimo Timbermen</b>             | Vancouver Pilseners      |
| 1957 | <b>Victoria Shamrocks</b>            | Nanaimo Timbermen        |
| 1958 | <b>New Westminster Salmonbellies</b> | Nanaimo Timbermen        |
| 1959 | <b>New Westminster O'Keefes</b>      | Victoria Shamrocks       |
| 1960 | <b>Nanaimo Labatts</b>               | Vancouver Carlings       |
| 1961 | <b>Vancouver Carlings</b>            | New Westminster O'Keefes |
| 1962 | <b>New Westminster O'Keefes</b>      | Vancouver Carlings       |
| 1963 | <b>Vancouver Carlings</b>            | New Westminster O'Keefes |
| 1964 | <b>Vancouver Carlings</b>            | New Westminster O'Keefes |
| 1965 | <b>New Westminster O'Keefes</b>      | Coquitlam Adanacs        |
| 1966 | <b>Vancouver Carlings</b>            | Coquitlam Adanacs        |
| 1967 | <b>Vancouver Carlings</b>            | Victoria Shamrocks       |
| 1968 | <b>Nanaimo Luckies</b>               | Coquitlam Labatt Blues   |
| 1969 | <b>New Westminster Labatt Blues</b>  | Surrey Turf Hotel Riders |
| 1970 | <b>New Westminster Salmonbellies</b> | Coquitlam Adanacs        |

**LEVASSEUR CUP – CROW'S NEST LACROSSE LEAGUE CHAMPION**

|      |                    |                 |
|------|--------------------|-----------------|
|      | <u>Champion</u>    | <u>Finalist</u> |
| 1901 | <i>not awarded</i> |                 |
| 1902 | <b>Lethbridge</b>  |                 |
| 1903 | <b>Lethbridge</b>  |                 |
| 1904 | <b>Cranbrook</b>   |                 |

**UNION CUP – UNION LACROSSE LEAGUE CHAMPION**

|      |                  |                 |
|------|------------------|-----------------|
|      | <u>Champion</u>  | <u>Finalist</u> |
| 1904 | <b>Cranbrook</b> |                 |

**BRITISH COLUMBIA NATIVE LACROSSE CHAMPIONS (1906-1910)**

|      |                                    |                 |
|------|------------------------------------|-----------------|
|      | <u>Champion</u>                    | <u>Finalist</u> |
| 1906 | <b>Brownsville (Surrey)</b>        |                 |
| 1907 | <b>Lower Fraser River Indians</b>  |                 |
| 1908 | <b>Mission Reservation Indians</b> |                 |
| 1909 | <b>Mission Reservation Indians</b> |                 |
| 1910 | <b>Mission Reservation Indians</b> |                 |

### B.C.A.L.A. SENIOR BOX LACROSSE LEAGUE CHAMPIONS

|      | <u>Champion</u>                         | <u>Finalist</u>             |
|------|---|-----------------------------|
| 1932 | <b>North Vancouver Squamish Indians</b> | Vancouver Athletic Club     |
| 1933 | <b>New Westminster Salmonbellies</b>    | Vancouver St. Helen's Hotel |

### INTER-CITY LACROSSE LEAGUE CHAMPIONS

|      | <u>Champion</u>                      | <u>Finalist</u>               |
|------|--------------------------------------|-------------------------------|
| 1934 | <b>New Westminster Salmonbellies</b> | Vancouver St. Helen's Hotel   |
| 1935 | <b>Richmond Farmers</b>              | North Shore Indians           |
| 1936 | <b>North Shore Indians</b>           | New Westminster Salmonbellies |
| 1937 | <b>New Westminster Salmonbellies</b> | Richmond-Homes Combines       |
| 1938 | <b>New Westminster Adanacs</b>       | New Westminster Salmonbellies |

### MACDONALD TROPHY – INTER-CITY LACROSSE LEAGUE CHAMPIONS

|      | <u>Champion</u>                      | <u>Finalist</u>                          |
|------|--------------------------------------|--|
| 1939 | <b>New Westminster Adanacs</b>       | Vancouver Burrards                       |
| 1940 | <b>Vancouver Burrards</b>            | New Westminster Adanacs                  |
| 1941 | <b>Richmond Farmers</b>              | Vancouver Burrards                       |
| 1942 | <b>New Westminster Salmonbellies</b> | North Vancouver Ship Repair Yard Norvans |
| 1943 | <b>New Westminster Salmonbellies</b> | Vancouver Burrards                       |
| 1944 | <b>New Westminster Salmonbellies</b> | Vancouver Burrards                       |
| 1945 | <b>Vancouver Burrards</b>            | New Westminster Adanacs                  |
| 1946 | <b>New Westminster Salmonbellies</b> | Vancouver Burrards                       |
| 1947 | <b>New Westminster Adanacs</b>       | Vancouver Burrards                       |
| 1948 | <b>New Westminster Adanacs</b>       | Vancouver Burrards                       |
| 1949 | <b>Vancouver Burrards</b>            | New Westminster Adanacs                  |
| 1950 | <b>New Westminster Adanacs</b>       | Victoria Shamrocks                       |
| 1951 | <b>Vancouver Combines</b>            | Victoria Shamrocks                       |
| 1952 | <b>Vancouver Pilseners</b>           | PNE Indians                              |
| 1953 | <b>Victoria Shamrocks</b>            | Vancouver Pilseners                      |
| 1954 | <b>Victoria Shamrocks</b>            | PNE Indians                              |
| 1955 | <b>Victoria Shamrocks</b>            | Nanaimo Timbermen                        |
| 1956 | <b>Nanaimo Timbermen</b>             | Vancouver Pilseners                      |
| 1957 | <b>Victoria Shamrocks</b>            | Nanaimo Timbermen                        |
| 1958 | <b>New Westminster Salmonbellies</b> | Nanaimo Timbermen                        |
| 1959 | <b>New Westminster O'Keefes</b>      | Victoria Shamrocks                       |
| 1960 | <b>Nanaimo Labatts</b>               | Vancouver Carlings                       |
| 1961 | <b>Vancouver Carlings</b>            | New Westminster O'Keefes                 |
| 1962 | <b>New Westminster O'Keefes</b>      | Vancouver Carlings                       |
| 1963 | <b>Vancouver Carlings</b>            | New Westminster O'Keefes                 |
| 1964 | <b>Vancouver Carlings</b>            | New Westminster O'Keefes                 |

### INTER-CITY LACROSSE LEAGUE CHAMPIONS

|      | <u>Champion</u>                     | <u>Finalist</u>          |
|------|-------------------------------------|--------------------------|
| 1965 | <b>New Westminster O'Keefes</b>     | Coquitlam Adanacs        |
| 1966 | <b>Vancouver Carlings</b>           | Coquitlam Adanacs        |
| 1967 | <b>Vancouver Carlings</b>           | Victoria Shamrocks       |
| 1968 | <b>Nanaimo Luckies</b>              | Coquitlam Labatt Blues   |
| 1969 | <b>New Westminster Labatt Blues</b> | Surrey Turf Hotel Riders |

### NATIONAL LACROSSE ASSOCIATION CHAMPION

|      | <u>Champion</u>               | <u>Finalist</u>  |
|------|-------------------------------|------------------|
| 1968 | New Westminster Salmonbellies | Detroit Olympics |

### CANADIAN PROFESSIONAL LACROSSE CHAMPIONSHIP

|      | <u>Champion</u>     | <u>Finalist</u>               |
|------|---------------------|-------------------------------|
| 1969 | Peterborough Lakers | New Westminster Salmonbellies |

### WESTERN LACROSSE ASSOCIATION CHAMPIONS

|      | <u>Champion</u>               | <u>Finalist</u>   |
|------|-------------------------------|-------------------|
| 1969 | New Westminster Salmonbellies | Coquitlam Adanacs |
| 1970 | New Westminster Salmonbellies | Coquitlam Adanacs |

### COMMISSION ROSE BOWL – WESTERN LACROSSE ASSOCIATION CHAMPIONS

|      | <u>Champion</u>               | <u>Finalist</u>               |
|------|-------------------------------|-------------------------------|
| 1971 | New Westminster Salmonbellies | Coquitlam Adanacs             |
| 1972 | New Westminster Salmonbellies | Vancouver Burrards            |
| 1973 | Vancouver Burrards            | Coquitlam Adanacs             |
| 1974 | New Westminster Salmonbellies | Vancouver Burrards            |
| 1975 | Vancouver Burrards            | Victoria Shamrocks            |
| 1976 | New Westminster Salmonbellies | Vancouver Burrards            |
| 1977 | Vancouver Burrards            | Victoria Shamrocks            |
| 1978 | Victoria Shamrocks            | Coquitlam Adanacs             |
| 1979 | Victoria Shamrocks            | Coquitlam Adanacs             |
| 1980 | New Westminster Salmonbellies | Victoria Shamrocks            |
| 1981 | New Westminster Salmonbellies | Coquitlam Adanacs             |
| 1982 | New Westminster Salmonbellies | Coquitlam Adanacs             |
| 1983 | Victoria Payless              | Vancouver Burrards            |
| 1984 | Victoria Payless              | New Westminster Salmonbellies |
| 1985 | New Westminster Salmonbellies | Victoria Payless              |
| 1986 | New Westminster Salmonbellies | Victoria Payless              |
| 1987 | New Westminster Salmonbellies | Coquitlam Adanacs             |
| 1988 | Coquitlam Adanacs             | New Westminster Salmonbellies |
| 1989 | New Westminster Salmonbellies | Coquitlam Adanacs             |
| 1990 | Vancouver Burrards            | Burnaby Lakers                |
| 1991 | New Westminster Salmonbellies | Coquitlam Adanacs             |
| 1992 | New Westminster Salmonbellies | Burnaby Lakers                |
| 1993 | Coquitlam Adanacs             | Burnaby Lakers                |
| 1994 | New Westminster Salmonbellies | Coquitlam Adanacs             |
| 1995 | New Westminster Salmonbellies | Victoria Shamrocks            |
| 1996 | Victoria Shamrocks            | North Shore Indians           |
| 1997 | Victoria Shamrocks            | North Shore Indians           |
| 1998 | Coquitlam Adanacs             | Victoria Shamrocks            |
| 1999 | Victoria Shamrocks            | Coquitlam Adanacs             |
| 2000 | Victoria Shamrocks            | Coquitlam Adanacs             |
| 2001 | Coquitlam Adanacs             | Victoria Shamrocks            |
| 2002 | Victoria Shamrocks            | Coquitlam Adanacs             |
| 2003 | Victoria Shamrocks            | Coquitlam Adanacs             |
| 2004 | Victoria Shamrocks            | Burnaby Lakers                |
| 2005 | Victoria Shamrocks            | Coquitlam Adanacs             |
| 2006 | Victoria Shamrocks            | New Westminster Salmonbellies |
| 2007 | Coquitlam Adanacs             | New Westminster Salmonbellies |
| 2008 | New Westminster Salmonbellies | Coquitlam Adanacs             |



**TED FRIDGE TROPHY– WESTERN LACROSSE ASSOCIATION CHAMPIONS**

|      | <u>Champion</u>                      | <u>Finalist</u>               |
|------|--------------------------------------|-------------------------------|
| 2009 | <b>New Westminster Salmonbellies</b> | Coquitlam Adanacs             |
| 2010 | <b>New Westminster Salmonbellies</b> | Victoria Shamrocks            |
| 2011 | <b>Langley Thunder</b>               | New Westminster Salmonbellies |
| 2012 | <b>Langley Thunder</b>               | Coquitlam Adanacs             |
| 2013 | <b>Victoria Shamrocks</b>            | Langley Thunder               |
| 2014 | <b>Victoria Shamrocks</b>            | Maple Ridge Burrards          |
| 2015 | <b>Victoria Shamrocks</b>            | New Westminster Salmonbellies |
| 2016 | <b>Maple Ridge Burrards</b>          | Victoria Shamrocks            |
| 2017 | <b>New Westminster Salmonbellies</b> | Victoria Shamrocks            |
| 2018 | <b>Maple Ridge Burrards</b>          | Victoria Shamrocks            |
| 2019 | <b>Victoria Shamrocks</b>            | Maple Ridge Burrards          |
| 2020 | <i>no decision</i>                   |                               |
| 2021 | <i>no decision</i>                   |                               |
| 2022 | <b>Langley Thunder</b>               | Nanaimo Timbermen             |
| 2023 | <b>New Westmister Salmonbellies</b>  | Langley Thunder               |

|   |                  |
|---|------------------|
| <b>MINTO CUP - CANADIAN JUNIOR 'A' CHAMPIONSHIP</b> |                  |
| <b>INTER-CITY JUNIOR LACROSSE LEAGUE</b>            |                  |
| <b>PACIFIC JUNIOR 'A' LACROSSE LEAGUE</b>           | <b>1971-1974</b> |
| <b>WEST CANADA MAJOR JUNIOR 'A' LACROSSE LEAGUE</b> | <b>1975-1982</b> |
| <b>BRITISH COLUMBIA JUNIOR LACROSSE LEAGUE</b>      | <b>1983-</b>     |

**1937 JUNIOR LACROSSE**

BRITISH COLUMBIA PROVINCIAL CHAMPIONSHIP

Vancouver Burrard Bluebirds defeated New Westminster Young Adanacs in two-game, total-goals series 37-28 (21-18, 16-10)

WEST KOOTNEAY CHAMPIONSHIP

Nelson Juniors defeated Trail Juniors 2 games to 1 (11-12, 9-8, 15-5)

WESTERN CANADA FINAL

Vancouver Burrard Bluebirds defeated Elmwood Pats 17-10

MINTO CUP – CANADIAN JUNIOR CHAMPIONSHIP

Orillia Junior Terriers defeated Vancouver Burrard Bluebirds 3 games to 2 (11-10, 14-10, 6-11, 11-23, 12-9)

**1938 JUNIOR LACROSSE**

BRITISH COLUMBIA PROVINCIAL CHAMPIONSHIP

Richmond-Point Grey Juniors defeated Nelson-Trail 2 games to 0 (22-10, 18-8)

MINTO CUP – CANADIAN JUNIOR CHAMPIONSHIP

Mimico Mountaineer Juniors defeated Richmond-Point Grey Juniors 3 games to 1 (16-18, 13-11, 21-15, 16-10)

**1939 JUNIOR LACROSSE**

BRITISH COLUMBIA PROVINCIAL CHAMPIONSHIP

UDL Bluebirds defeated New Westminster in two-game, total-goals series 31-23 (19-13, 12-10)

MINTO CUP – CANADIAN JUNIOR CHAMPIONSHIP

*no series – cancelled on account of Second World War*

**1940 JUNIOR LACROSSE**

DOMINION PLAYOFF

Ontario All-Stars defeated Manitoba All-Stars 2 games to 0 (19-10, 19-14)

MINTO CUP – CANADIAN JUNIOR CHAMPIONSHIP

Ontario All-Stars defeated British Columbia All-Stars 3 games to 2 (13-16, 21-23, 19-11, 19-12, 24-21)

**1947 JUNIOR LACROSSE**

EASTERN CANADA FINAL

St. Catharines Athletics versus Cornwall (*series cancelled*)

WESTERN CANADA FINAL

Vancouver Burrard BC All-Stars defeated Winnipeg Elmwood Terriers in two-game, total-goals series 35-14-14 (16-3, 19-11)

MINTO CUP – CANADIAN JUNIOR CHAMPIONSHIP

St. Catharines Athletics defeated Vancouver Burrard BC All-Stars 3 games to 1 (10-3, 6-5, 10-12, 10-6)

**1948 JUNIOR LACROSSE**

DOMINION PLAYOFF

St. Catharines Athletics defeated Winnipeg Isaac Brocks 2 games to 0 (26-10, 25-5)

MINTO CUP – CANADIAN JUNIOR CHAMPIONSHIP

Vancouver Burrard BC All-Stars defeated St. Catharines Athletics 3 games to 2 (13-17, 10-4, 10-9, 10-13, 12-10)

### **1949 JUNIOR LACROSSE**

#### WESTERN CANADA FINAL

British Columbia All-Stars defeated Manitoba All-Stars 2 games to 0 (15-4, 20-8)

#### MINTO CUP – CANADIAN JUNIOR LACROSSE CHAMPIONSHIP

British Columbia All-Stars defeated Ontario All-Stars 3 games to 1 plus 1 tied game (5-8, 9-6, 16-10, 9-9 OT, 16-6)

### **1950 JUNIOR LACROSSE**

#### MINTO CUP – CANADIAN JUNIOR CHAMPIONSHIP

St. Catharines Athletics defeated Vancouver Burrard BC All-Stars 3 games to 0 (18-9, 14-9, 17-8)

### **1951 JUNIOR LACROSSE**

#### WESTERN CANADA FINAL

Manitoba All-Stars defeated British Columbia All-Stars 2 games to 1 (12-8, 8-9, 10-9)

#### MINTO CUP – CANADIAN JUNIOR CHAMPIONSHIP

Mimico Mountaineers defeated Manitoba All-Stars 3 games to 0 (20-12, 20-9, 17-9)

### **1952 JUNIOR LACROSSE**

#### BRITISH COLUMBIA PROVINCIAL CHAMPIONSHIP

Vancouver Junior Lacrosse Club defeated Junior Futurity 3 games to 1 (20-22 OT, 20-8, 8-6, 10-9)

#### MINTO CUP – CANADIAN JUNIOR CHAMPIONSHIP

Brampton Excelsiors defeated Vancouver Kerrisdale BC All-Stars 3 games to 1 (27-9, 10-13, 16-13, 10-9)

### **1953 JUNIOR LACROSSE**

#### WESTERN CANADA FINAL

New Westminster Salmonacs defeated Winnipeg Elmwood Terriers 2 games to 0 (20-15, 18-7)

#### MINTO CUP – CANADIAN JUNIOR CHAMPIONSHIP

New Westminster Salmonacs defeated Long Branch Monarchs 3 games to 2 (16-14 OT, 14-10, 6-16, 7-8, 14-8)

### **1954 JUNIOR LACROSSE**

#### DOMINION PLAYOFF

Manitoba All-Stars defeated Long Branch Monarchs 2 games to 1 (10-9, 10-12, 7-6)

#### MINTO CUP – CANADIAN JUNIOR CHAMPIONSHIP

Vancouver PNE Junior Indians defeated Manitoba All-Stars 3 games to 0 (14-6, 7-6, 8-5)

### **1955 JUNIOR LACROSSE**

#### WESTERN CANADA FINAL

Manitoba All-Stars defeated Mount Pleasant Indians 2 games to 1 (9-8, 7-13, 11-9)

#### MINTO CUP – CANADIAN JUNIOR CHAMPIONSHIP

Long Branch defeated Manitoba All-Stars 4 games to 0 (10-5, 14-6, 11-3, 9-3)

### **1956 JUNIOR LACROSSE**

#### BRITISH COLUMBIA PROVINCIAL CHAMPIONSHIP

Mount Pleasant N°177 Legionnaires defeated Victoria Shamrocks in two-game, total-goals series 35-14 (14-10, 21-4)

#### DOMINION PLAYOFF

Brampton Excelsiors defeated Manitoba All-Stars 2 games to 0 (8-6, 10-8)

#### MINTO CUP – CANADIAN JUNIOR CHAMPIONSHIP

Mount Pleasant N°177 Legionnaires defeated Brampton Excelsiors 4 games to 0 (29-7, 8-4, 17-9, 9-7)

### 1957 JUNIOR LACROSSE

#### BRITISH COLUMBIA PROVINCIAL CHAMPIONSHIP

Victoria Shamrocks defeated Mount Pleasant Indians in two-game, total-goals series 28-6 (14-2, 14-4)

#### WESTERN CANADA FINAL

Victoria Shamrocks defeated Winnipeg All-Stars 2 games to 0 (19-10, 14-8)

#### MINTO CUP – CANADIAN JUNIOR CHAMPIONSHIP

Brampton Excelsiors defeated Victoria Shamrocks 4 games to 2 (9-15, 14-9, 16-7, 7-8, 10-5, 15-7)

### 1958 JUNIOR LACROSSE

#### WESTERN CANADA FINAL

Victoria Shamrocks defeated Rossland-Trail Centennials 2 games to 0 (17-4, 10-8)

#### MINTO CUP – CANADIAN JUNIOR CHAMPIONSHIP – *played in Trail, British Columbia*

Brampton Excelsiors defeated Victoria Shamrocks 4 games to 0 (7-6, 12-7, 6-2, 6-5)

### 1959 JUNIOR LACROSSE

#### BRITISH COLUMBIA PROVINCIAL CHAMPIONSHIP

New Westminster Salmonbellies defeated Victoria Shamrocks 2 games to 0 (6-3, 9-8)

#### MINTO CUP – CANADIAN JUNIOR CHAMPIONSHIP

Brampton Excelsiors defeated New Westminster Salmonbellies 4 games to 2 (12-8, 9-8, 7-8, 14-8, 6-8, 9-6)

### 1960 JUNIOR LACROSSE

|                               | <u>GP</u> | <u>W</u> | <u>L</u> | <u>T</u> | <u>GF</u> | <u>GA</u> | <u>PTS</u> |
|-------------------------------|-----------|----------|----------|----------|-----------|-----------|------------|
| Lobans                        |           |          |          |          |           |           |            |
| Pastimes                      |           |          |          |          |           |           |            |
| Bob Lees                      |           |          |          |          |           |           |            |
| New Westminster Salmonbellies |           |          |          |          |           |           |            |

#### BRITISH COLUMBIA PROVINCIAL CHAMPIONSHIP

New Westminster Salmonbellies defeated Victoria Shamrocks 2 games to 0 (17-4, 22-7)

#### MINTO CUP – CANADIAN JUNIOR CHAMPIONSHIP

New Westminster Salmonbellies defeated Whitby Red Wings 4 games to 1 (16-10, 9-15, 12-5, 8-4, 11-7)

### 1961 INTER-CITY JUNIOR LACROSSE LEAGUE

|                                | <u>GP</u> | <u>W</u> | <u>L</u> | <u>T</u> | <u>GF</u> | <u>GA</u> | <u>PTS</u> |
|--------------------------------|-----------|----------|----------|----------|-----------|-----------|------------|
| Burnaby Norburn Athletic Club* | 16        | 12       | 3        | 1        | 174       | 115       | 25         |
| New Westminster Pastimes       | 16        | 11       | 5        | 0        | 172       | 118       | 22         |
| Lobbans                        | 16        | 7        | 9        | 0        | 139       | 126       | 14         |
| Bob Lees                       | 16        | 5        | 10       | 1        | 126       | 167       | 11         |
| Vancouver Vindex               | 16        | 4        | 12       | 0        | 116       | 201       | 8          |

#### BRITISH COLUMBIA PROVINCIAL CHAMPIONSHIP

Burnaby Norburn Athletic Club defeated New Westminster Pastimes

#### MINTO CUP – CANADIAN JUNIOR CHAMPIONSHIP

Hastings Legionnaires defeated Burnaby Norburn Athletic Club 4 games to 2 (11-13, 12-11, 10-9\*, 9-6, 8-11, 15-6, 7-4)

\**protested*

### 1962 INTER-CITY JUNIOR LACROSSE LEAGUE

|                               | <u>GP</u> | <u>W</u> | <u>L</u> | <u>T</u> | <u>GF</u> | <u>GA</u> | <u>PTS</u> |
|-------------------------------|-----------|----------|----------|----------|-----------|-----------|------------|
| South Vancouver Legion        |           |          |          |          |           |           |            |
| New Westminster Salmonbellies |           |          |          |          |           |           |            |
| Vancouver Vindex              |           |          |          |          |           |           |            |
| Victoria Shamrocks            |           |          |          |          |           |           |            |

#### PLAYOFFS

South Vancouver Legion defeated Vancouver Vindex 2 games to 0 (13-7, 5-4)

Victoria Shamrocks defeated South Vancouver Legion 3 games to 2 (10-9, 7-11, 9-14, 12-6, 20-4)

#### MINTO CUP – CANADIAN JUNIOR CHAMPIONSHIP

Victoria Shamrocks defeated Brampton Armstrongs 4 games to 2 (10-3, 23-7, 12-13 OT, 12-7, 11-4, 20-7)

### 1963 INTER-CITY JUNIOR LACROSSE LEAGUE

|                               | <u>GP</u> | <u>W</u> | <u>L</u> | <u>T</u> | <u>GF</u> | <u>GA</u> | <u>PTS</u> |
|-------------------------------|-----------|----------|----------|----------|-----------|-----------|------------|
| Victoria Shamrocks            |           |          |          |          |           |           |            |
| New Westminster Salmonbellies |           |          |          |          |           |           |            |
| South Vancouver Legion        |           |          |          |          |           |           |            |
| Vancouver Vindex              |           |          |          |          |           |           |            |
| Chilliwack                    |           |          |          |          |           |           |            |

#### PLAYOFFS

Victoria Shamrocks defeated New Westminster Salmonbellies 2 games to 0 (10-7, 15-9)

South Vancouver Legion defeated Vancouver Vindex 2 games to 0 (8-4, 15-3)

Victoria Shamrocks defeated South Vancouver Legion 3 games to 2 (12-7, 9-8, 5-11, 7-8, 10-8)

#### MINTO CUP – CANADIAN JUNIOR CHAMPIONSHIP

Oshawa Green Gaels defeated Victoria Shamrocks 4 games to 2 (10-7, 11-4, 9-10, 6-9, 12-6, 11-5)

### 1964 INTER-CITY JUNIOR LACROSSE LEAGUE

#### PLAYOFFS

New Westminster Salmonbellies defeated South Vancouver Legion 2 games to 1 (18-11, 7-11, 10-8)

New Westminster Salmonbellies defeated Victoria Shamrocks 3 games to 1 (10-9, 4-13, 16-10, 9-8)

#### MINTO CUP – CANADIAN JUNIOR CHAMPIONSHIP

Oshawa Green Gaels defeated New Westminster Salmonbellies 4 games to 1 (15-13, 10-7, 14-10, 12-15, 16-13)

### 1965 INTER-CITY JUNIOR LACROSSE LEAGUE

#### MINTO CUP – CANADIAN JUNIOR CHAMPIONSHIP

Oshawa Green Gaels defeated New Westminster Salmonbellies 4 games to 2 (6-9, 9-8, 17-12, 7-10, 14-6, 9-5)

### 1966 INTER-CITY JUNIOR LACROSSE LEAGUE

#### MINTO CUP – CANADIAN JUNIOR CHAMPIONSHIP

Oshawa Green Gaels defeated New Westminster Salmonbellies 4 games to 2 (20-7, 4-15, 8-10, 11-10 OT, 11-6, 16-6)

### 1967 INTER-CITY JUNIOR LACROSSE LEAGUE

#### MINTO CUP – CANADIAN JUNIOR CHAMPIONSHIP

Oshawa Green Gaels defeated New Westminster Salmonbellies 4 games to 2 (17-7, 11-8, 14-11, 5-12, 10-12, 7-4)

### 1968 INTER-CITY JUNIOR LACROSSE LEAGUE

#### MINTO CUP – CANADIAN JUNIOR CHAMPIONSHIP

Oshawa Green Gaels defeated New Westminster Salmonbellies 4 games to 0 (13-7, 16-7, 24-10, 22-9)

**1969 INTER-CITY JUNIOR 'A' LACROSSE LEAGUE**

|                                   | <u>GP</u> | <u>W</u> | <u>L</u> | <u>T</u> | <u>GF</u> | <u>GA</u> | <u>PTS</u> |
|-----------------------------------|-----------|----------|----------|----------|-----------|-----------|------------|
| Coquitlam J-Hawks                 |           |          |          |          |           |           |            |
| Burnaby Norburn Veys              |           |          |          |          |           |           |            |
| New Westminster Salmonbellies     |           |          |          |          |           |           |            |
| South Vancouver N°16 Legionnaires |           |          |          |          |           |           |            |
| Victoria Shamrocks                |           |          |          |          |           |           |            |

**MINTO CUP – CANADIAN JUNIOR CHAMPIONSHIP**

Oshawa Green Gaels defeated South Vancouver N°16 Legionnaires 4 games to 0 (19-10, 14-8, 22-10, 11-9)

**1970 INTER-CITY JUNIOR 'A' LACROSSE LEAGUE**

|                               | <u>GP</u> | <u>W</u> | <u>L</u> | <u>T</u> | <u>GF</u> | <u>GA</u> | <u>PTS</u> |
|-------------------------------|-----------|----------|----------|----------|-----------|-----------|------------|
| Coquitlam J-Hawks             |           |          |          |          |           |           |            |
| Vancouver Legionnaires        |           |          |          |          |           |           |            |
| New Westminster Salmonbellies |           |          |          |          |           |           |            |
| Burnaby Cablevision           |           |          |          |          |           |           |            |

**MINTO CUP – CANADIAN JUNIOR CHAMPIONSHIP**

Lakeshore Maple Leafs defeated Burnaby Cablevision 4 games to 0 (22-6, 25-13, 14-8, 17-9)

**1971 PACIFIC JUNIOR 'A' LACROSSE LEAGUE**

|                               | <u>GP</u> | <u>W</u> | <u>L</u> | <u>T</u> | <u>GF</u> | <u>GA</u> | <u>PTS</u> |
|-------------------------------|-----------|----------|----------|----------|-----------|-----------|------------|
| Richmond Roadrunners*         |           |          |          |          |           |           |            |
| Burnaby Cablevision           |           |          |          |          |           |           |            |
| Coquitlam J-Hawks             |           |          |          |          |           |           |            |
| New Westminster Salmonbellies |           |          |          |          |           |           |            |

**PLAYOFFS**

Richmond Roadrunners defeated Burnaby Cablevision 4 games to 3 (17-8, 14-8, 12-16, B-R, 10-11, 14-11, 14-12 OT)

**MINTO CUP – CANADIAN JUNIOR CHAMPIONSHIP**

Richmond Roadrunners defeated Peterborough PCOs 4 games to 3 (16-14 OT, 18-6, 11-13 OT, 8-12, 13-11, 11-13, 13-11 OT)

**1972 PACIFIC JUNIOR 'A' LACROSSE LEAGUE**

|                            | <u>GP</u> | <u>W</u> | <u>L</u> | <u>T</u> | <u>GF</u> | <u>GA</u> | <u>PTS</u> |
|----------------------------|-----------|----------|----------|----------|-----------|-----------|------------|
| Richmond Roadrunners*      | 24        | 15       | 9        | 0        | 292       | 261       | 40         |
| Victoria MacDonald's Bread | 24        | 13       | 10       | 1        | 265       | 232       | 27         |
| Coquitlam J-Hawks          | 24        | 11       | 12       | 1        | 286       | 284       | 23         |
| Burnaby Cablevision        | 24        | 11       | 13       | 0        | 275       | 277       | 22         |
| Surrey Salmonbellies       | 24        | 9        | 15       | 0        | 260       | 324       | 18         |

**MINTO CUP – CANADIAN JUNIOR CHAMPIONSHIP**

Peterborough PCOs defeated Richmond Roadrunners 4 games to 0 (13-9, 17-10, 15-11, 18-11)

**1973 PACIFIC JUNIOR 'A' LACROSSE LEAGUE**

|                            | <u>GP</u> | <u>W</u> | <u>L</u> | <u>T</u> | <u>GF</u> | <u>GA</u> | <u>PTS</u> |
|----------------------------|-----------|----------|----------|----------|-----------|-----------|------------|
| Victoria MacDonald's Bread | 24        | 20       | 4        | 0        | 312       | 220       | 40         |
| Burnaby Cablevision        | 24        | 13       | 11       | 0        | 273       | 291       | 26         |
| Surrey Salmonbellies       | 24        | 12       | 12       | 0        | 315       | 310       | 24         |
| Richmond Roadrunners*      | 24        | 8        | 16       | 0        | 300       | 311       | 16         |
| Coquitlam J-Hawks          | 24        | 7        | 17       | 0        | 281       | 349       | 14         |

**MINTO CUP – CANADIAN JUNIOR CHAMPIONSHIP**

Peterborough PCOs defeated Richmond Roadrunners 4 games to 3 (5-15, 16-12, 10-9, 7-16, 9-10, 10-9, 9-6)

**1974 PACIFIC JUNIOR 'A' LACROSSE LEAGUE**

|                            | <u>GP</u> | <u>W</u> | <u>L</u> | <u>T</u> | <u>GF</u> | <u>GA</u> | <u>PTS</u> |
|----------------------------|-----------|----------|----------|----------|-----------|-----------|------------|
| Burnaby Cablevision*       | 24        | 20       | 4        | 0        | 425       | 297       | 40         |
| Victoria MacDonald's Bread | 24        | 13       | 11       | 0        | 323       | 324       | 26         |
| Surrey Salmonbellies       | 24        | 11       | 13       | 0        | 331       | 313       | 22         |
| Richmond Roadrunners       | 24        | 11       | 13       | 0        | 280       | 295       | 22         |
| Coquitlam J-Hawks          | 24        | 5        | 19       | 0        | 285       | 408       | 10         |

**MINTO CUP – CANADIAN JUNIOR CHAMPIONSHIP**

Peterborough PCOs defeated Burnaby Cablevision 4 games to 0 (14-11, 12-9, 15-11, 12-11)

**1975 WEST CANADA MAJOR JUNIOR LACROSSE LEAGUE**

|                               | <u>GP</u> | <u>W</u> | <u>L</u> | <u>T</u> | <u>GF</u> | <u>GA</u> | <u>PTS</u> |
|-------------------------------|-----------|----------|----------|----------|-----------|-----------|------------|
| Burnaby Cablevision*          | 28        | 23       | 4        | 1        | 469       | 336       | 47         |
| Victoria MacDonald's Bread    | 28        | 18       | 9        | 1        | 447       | 385       | 37         |
| New Westminster Salmonbellies | 28        | 13       | 14       | 1        | 393       | 392       | 27         |
| Richmond Roadrunners          | 28        | 9        | 18       | 1        | 353       | 390       | 19         |
| Coquitlam J-Hawks             | 28        | 5        | 23       | 0        | 335       | 394       | 10         |

**MINTO CUP – CANADIAN JUNIOR CHAMPIONSHIP**

Peterborough Gray-Munros defeated Burnaby Cablevision 4 games to 1 (8-10, 20-3, 13-7, 17-9, 18-8)

**1976 WEST CANADA MAJOR JUNIOR LACROSSE LEAGUE**

|                               | <u>GP</u> | <u>W</u> | <u>L</u> | <u>T</u> | <u>GF</u> | <u>GA</u> | <u>PTS</u> |
|-------------------------------|-----------|----------|----------|----------|-----------|-----------|------------|
| Victoria MacDonald's Bread*   | 28        | 21       | 6        | 1        | 485       | 324       | 43         |
| Burnaby Cablevision           | 28        | 18       | 8        | 2        | 445       | 359       | 38         |
| New Westminster Salmonbellies | 28        | 15       | 13       | 0        | 390       | 383       | 30         |
| Richmond Roadrunners          | 28        | 9        | 19       | 0        | 350       | 462       | 18         |
| Coquitlam J-Hawks             | 28        | 5        | 22       | 1        | 361       | 503       | 11         |

**MINTO CUP – CANADIAN JUNIOR CHAMPIONSHIP**

Victoria MacDonald's Bread defeated Bramelea Excelsiors 4 games to 0 (13-12, 17-10, 18-7, 18-16)

**1977 WEST CANADA MAJOR JUNIOR LACROSSE LEAGUE**

|                               | <u>GP</u> | <u>W</u> | <u>L</u> | <u>T</u> | <u>GF</u> | <u>GA</u> | <u>PTS</u> |
|-------------------------------|-----------|----------|----------|----------|-----------|-----------|------------|
| Burnaby Cablevision*          | 28        | 27       | 1        | 0        | 579       | 329       | 54         |
| New Westminster Salmonbellies | 28        | 21       | 7        | 0        | 450       | 295       | 42         |
| Victoria MacDonald's Bread    | 28        | 13       | 15       | 0        | 407       | 437       | 26         |
| Coquitlam J-Hawks             | 28        | 6        | 22       | 0        | 305       | 487       | 12         |
| Richmond Roadrunners          | 28        | 3        | 25       | 0        | 304       | 497       | 6          |

**MINTO CUP – CANADIAN JUNIOR CHAMPIONSHIP**

Burnaby Cablevision defeated Whitby Consolidated Builders 4 games to 2 (8-12, 9-12, 17-8, 12-11, 15-4, 17-10)

**1978 WEST CANADA MAJOR JUNIOR LACROSSE LEAGUE**

|                               | <u>GP</u> | <u>W</u> | <u>L</u> | <u>T</u> | <u>GF</u> | <u>GA</u> | <u>PTS</u> |
|-------------------------------|-----------|----------|----------|----------|-----------|-----------|------------|
| Burnaby Cablevision*          | 24        | 20       | 3        | 1        | 387       | 260       | 41         |
| New Westminster Salmonbellies | 24        | 18       | 6        | 0        | 384       | 304       | 36         |
| Victoria MacDonald's Bread    | 24        | 9        | 15       | 0        | 304       | 325       | 18         |
| Richmond Roadrunners          | 24        | 8        | 16       | 0        | 308       | 366       | 16         |
| Coquitlam J-Hawks             | 24        | 4        | 19       | 1        | 253       | 381       | 9          |

**MINTO CUP – CANADIAN JUNIOR CHAMPIONSHIP**

Burnaby Cablevision defeated Whitby Consolidated Builders 4 games to 1 (11-13, 19-11, 18-14, 17-15, 18-10)

**1979 WEST CANADA MAJOR JUNIOR LACROSSE LEAGUE**

|                               | <u>GP</u> | <u>W</u> | <u>L</u> | <u>T</u> | <u>GF</u> | <u>GA</u> | <u>PTS</u> |
|-------------------------------|-----------|----------|----------|----------|-----------|-----------|------------|
| New Westminster Salmonbellies | 24        | 16       | 8        | 0        | 299       | 280       | 32         |
| Burnaby Cablevision*          | 24        | 15       | 9        | 0        | 309       | 252       | 30         |
| Richmond Roadrunners          | 24        | 11       | 12       | 1        | 262       | 278       | 23         |
| Coquitlam Adanacs             | 24        | 9        | 15       | 0        | 251       | 267       | 18         |
| Victoria-Esquimalt Legion     | 24        | 8        | 15       | 1        | 264       | 304       | 17         |

**MINTO CUP – CANADIAN JUNIOR CHAMPIONSHIP**

| PRELIMINARY ROUND-ROBIN            | <u>GP</u> | <u>W</u> | <u>L</u> |  | <u>GF</u> | <u>GA</u> | <u>PTS</u> |
|------------------------------------|-----------|----------|----------|--|-----------|-----------|------------|
| Peterborough Century 21 Centurions | 4         | 3        | 1        |  | 34        | 27        | 6          |
| Burnaby Cablevision                | 4         | 2        | 2        |  | 45        | 36        | 4          |
| Alberta All-Star Tomahawks         | 4         | 1        | 3        |  | 31        | 47        | 2          |

Burnaby Cablevision defeated Peterborough Century 21 Centurions in single-game final 8-6

**1980 WEST CANADA MAJOR JUNIOR LACROSSE LEAGUE**

|                                | <u>GP</u> | <u>W</u> | <u>L</u> | <u>T</u> | <u>GF</u> | <u>GA</u> | <u>PTS</u> |
|--------------------------------|-----------|----------|----------|----------|-----------|-----------|------------|
| New Westminster Salmonbellies* | 24        | 17       | 7        | 0        | 308       | 269       | 34         |
| Burnaby Cablevision            | 24        | 12       | 11       | 1        | 297       | 262       | 25         |
| Richmond Roadrunners           | 24        | 12       | 12       | 0        | 313       | 348       | 24         |
| Coquitlam Adanacs              | 24        | 12       | 12       | 1        | 274       | 290       | 23         |
| Victoria-Esquimalt Legion      | 24        | 7        | 17       | 0        | 275       | 297       | 14         |

**MINTO CUP – CANADIAN JUNIOR CHAMPIONSHIP**

Whitby Consolidated Builders defeated New Westminster Salmonbellies 4 games to 1 (15-14 OT, 17-14, 12-7, 13-14, 22-7)

**1981 WEST CANADA MAJOR JUNIOR LACROSSE LEAGUE**

|                               | <u>GP</u> | <u>W</u> | <u>L</u> | <u>T</u> | <u>GF</u> | <u>GA</u> | <u>PTS</u> |
|-------------------------------|-----------|----------|----------|----------|-----------|-----------|------------|
| Coquitlam Adanacs             | 24        | 16       | 8        | 0        | 320       | 280       | 32         |
| Burnaby Cablevision*          | 24        | 16       | 8        | 0        | 315       | 282       | 32         |
| New Westminster Salmonbellies | 24        | 11       | 13       | 0        | 274       | 268       | 22         |
| Victoria-Esquimalt Legion     | 24        | 11       | 13       | 0        | 287       | 287       | 22         |
| Richmond Roadrunners          | 24        | 6        | 18       | 0        | 246       | 316       | 12         |

**MINTO CUP – CANADIAN JUNIOR CHAMPIONSHIP**

Peterborough James Gang defeated Burnaby Cablevision 4 games to 0 (12-11, 12-9, 18-10, 13-12 OT)

**1982 WEST CANADA MAJOR JUNIOR LACROSSE LEAGUE**

|                               | <u>GP</u> | <u>W</u> | <u>L</u> | <u>T</u> | <u>GF</u> | <u>GA</u> | <u>PTS</u> |
|-------------------------------|-----------|----------|----------|----------|-----------|-----------|------------|
| Burnaby Cablevision           | 24        | 20       | 4        | 0        | 341       | 284       | 40         |
| New Westminster Salmonbellies | 24        | 15       | 9        | 0        | 310       | 282       | 30         |
| Victoria-Esquimalt Legion*    | 24        | 14       | 10       | 0        | 284       | 256       | 28         |
| Coquitlam Adanacs             | 24        | 6        | 18       | 0        | 301       | 361       | 12         |
| Richmond Roadrunners          | 24        | 5        | 19       | 0        | 267       | 320       | 10         |

**MINTO CUP – CANADIAN JUNIOR CHAMPIONSHIP**

Peterborough James Gang defeated Victoria-Esquimalt Legion 4 games to 1 (13-5, 5-6, 13-2, 12-9, 10-6)



**1983 BRITISH COLUMBIA JUNIOR LACROSSE LEAGUE**

|                                | <u>GP</u> | <u>W</u> | <u>L</u> | <u>T</u> | <u>GF</u> | <u>GA</u> | <u>PTS</u> |
|--------------------------------|-----------|----------|----------|----------|-----------|-----------|------------|
| New Westminster Salmonbellies* | 25        | 19       | 6        | 0        |           |           | 38         |
| Burnaby Cablevision            | 25        | 17       | 8        | 0        |           |           | 34         |
| Victoria-Esquimalt Legion      | 25        | 15       | 10       | 0        |           |           | 30         |
| Coquitlam Adanacs              | 25        | 12       | 13       | 0        |           |           | 24         |
| Richmond Roadrunners           | 25        | 10       | 15       | 0        |           |           | 20         |
| Surrey Rebels                  | 25        | 2        | 23       | 0        |           |           | 4          |

**MINTO CUP – CANADIAN JUNIOR CHAMPIONSHIP**

| PRELIMINARY ROUND-ROBIN       | <u>GP</u> | <u>W</u> | <u>L</u> | <u>T</u> | <u>GF</u> | <u>GA</u> | <u>PTS</u> |
|-------------------------------|-----------|----------|----------|----------|-----------|-----------|------------|
| Peterborough James Gang       | 4         | 4        | 0        | 0        | 60        | 25        | 8          |
| Etobicoke Eclipse             | 4         | 2        | 2        | 0        | 43        | 56        | 4          |
| New Westminster Salmonbellies | 4         | 0        | 4        | 0        | 32        | 54        | 0          |

Peterborough James Gang defeated Etobicoke Eclipse in single-game final 12-8

**1984 BRITISH COLUMBIA JUNIOR LACROSSE LEAGUE**

|                                | <u>GP</u> | <u>W</u> | <u>L</u> | <u>T</u> | <u>GF</u> | <u>GA</u> | <u>PTS</u> |
|--------------------------------|-----------|----------|----------|----------|-----------|-----------|------------|
| New Westminster Salmonbellies* | 25        | 23       | 2        | 0        | 491       | 247       | 46         |
| Burnaby Cablevision            | 25        | 18       | 7        | 0        | 383       | 289       | 36         |
| Victoria-Esquimalt Legion      | 25        | 16       | 9        | 0        | 366       | 276       | 32         |
| Richmond Roadrunners           | 25        | 8        | 17       | 0        | 284       | 370       | 16         |
| Coquitlam Adanacs              | 25        | 7        | 18       | 0        | 304       | 378       | 14         |
| Surrey Rebels                  | 25        | 3        | 22       | 0        | 242       | 510       | 6          |

**MINTO CUP – CANADIAN JUNIOR CHAMPIONSHIP**

| PRELIMINARY ROUND-ROBIN       | <u>GP</u> | <u>W</u> | <u>L</u> | <u>T</u> | <u>GF</u> | <u>GA</u> | <u>PTS</u> |
|-------------------------------|-----------|----------|----------|----------|-----------|-----------|------------|
| New Westminster Salmonbellies |           |          |          |          |           |           |            |
| Whitby Warriors               |           |          |          |          |           |           |            |
| Victoria-Esquimalt Legion     |           |          |          |          |           |           |            |

Whitby Warriors defeated New Westminster Salmonbellies 16-8

**1985 BRITISH COLUMBIA JUNIOR LACROSSE LEAGUE**

|                               | <u>GP</u> | <u>W</u> | <u>L</u> | <u>T</u> | <u>GF</u> | <u>GA</u> | <u>PTS</u> |
|-------------------------------|-----------|----------|----------|----------|-----------|-----------|------------|
| Victoria-Esquimalt Legion*    | 25        | 21       | 4        | 0        | 412       | 244       | 42         |
| New Westminster Salmonbellies | 25        | 19       | 6        | 0        | 404       | 244       | 38         |
| Burnaby Cablevision           | 25        | 17       | 8        | 0        | 382       | 262       | 34         |
| Coquitlam Adanacs             | 25        | 13       | 12       | 0        | 323       | 317       | 26         |
| Richmond Roadrunners          | 25        | 5        | 20       | 0        | 232       | 402       | 10         |
| Surrey Rebels                 | 25        | 0        | 25       | 0        | 210       | 494       | 0          |

**MINTO CUP – CANADIAN JUNIOR CHAMPIONSHIP**

Whitby Warriors defeated Victoria-Esquimalt Legion 4 games to 3 (10-12, 19-12, 10-9, 10-11, 16-12, 7-11, 16-8)

**1986 BRITISH COLUMBIA JUNIOR LACROSSE LEAGUE**

|                               | <u>GP</u> | <u>W</u> | <u>L</u> | <u>T</u> | <u>GF</u> | <u>GA</u> | <u>PTS</u> |
|-------------------------------|-----------|----------|----------|----------|-----------|-----------|------------|
| Victoria-Esquimalt Legion     | 25        | 23       | 2        | 0        | 481       | 201       | 46         |
| Coquitlam Adanacs             | 25        | 19       | 6        | 0        | 371       | 250       | 38         |
| Burnaby Cablevision           | 25        | 13       | 11       | 1        | 404       | 292       | 27         |
| New Westminster Salmonbellies | 25        | 10       | 14       | 1        | 317       | 359       | 21         |
| Richmond Roadrunners          | 25        | 7        | 18       | 0        | 255       | 396       | 14         |
| Surrey Rebels                 | 25        | 2        | 23       | 0        | 190       | 525       | 4          |

**MINTO CUP – CANADIAN JUNIOR CHAMPIONSHIP**

| PRELIMINARY ROUND-ROBIN   | <u>GP</u> | <u>W</u> | <u>L</u> | <u>T</u> | <u>GF</u> | <u>GA</u> | <u>PTS</u> |
|---------------------------|-----------|----------|----------|----------|-----------|-----------|------------|
| Victoria-Esquimalt Legion | 4         | 4        | 0        |          | 53        | 44        | 8          |
| Peterborough Maulers      | 4         | 1        | 3        |          | 49        | 51        | 2          |
| Coquitlam Adanacs         | 4         | 1        | 3        |          | 38        | 45        | 2          |

Peterborough Maulers defeated Victoria-Esquimalt Legion 11-7

**1987 BRITISH COLUMBIA JUNIOR LACROSSE LEAGUE**

|                               | <u>GP</u> | <u>W</u> | <u>L</u> | <u>T</u> | <u>GF</u> | <u>GA</u> | <u>PTS</u> |
|-------------------------------|-----------|----------|----------|----------|-----------|-----------|------------|
| Coquitlam Adanacs             | 27        | 23       | 4        | 0        | 405       | 247       | 46         |
| Victoria-Esquamalt Legion*    | 27        | 23       | 4        | 0        | 481       | 259       | 46         |
| Burnaby Cablevision           | 27        | 15       | 12       | 0        | 358       | 290       | 30         |
| New Westminster Salmonbellies | 27        | 13       | 14       | 0        | 320       | 326       | 26         |
| Richmond Roadrunners          | 27        | 9        | 18       | 0        | 262       | 417       | 18         |
| Surrey Rebels                 | 27        | 3        | 24       | 0        | 239       | 467       | 6          |
| Edmonton Gold Bar Miners      | 12        | 1        | 11       | 0        | 114       | 173       | 2          |

**MINTO CUP – CANADIAN JUNIOR CHAMPIONSHIP**

| PRELIMINARY ROUND-ROBIN   | <u>GP</u> | <u>W</u> | <u>L</u> | <u>T</u> | <u>GF</u> | <u>GA</u> | <u>PTS</u> |
|---------------------------|-----------|----------|----------|----------|-----------|-----------|------------|
| Victoria-Esquamalt Legion | 4         | 3        | 1        | 0        | 73        | 57        | 6          |
| Peterborough Maulers      | 4         | 3        | 1        | 0        | 68        | 56        | 6          |
| St. Catharines            | 4         | 0        | 4        | 0        | 39        | 67        | 0          |

Peterborough Maulers defeated Victoria-Esquamalt Legion 2 games to 0 (12-11, 11-8)

**1988 BRITISH COLUMBIA JUNIOR LACROSSE LEAGUE**

|                               | <u>GP</u> | <u>W</u> | <u>L</u> | <u>T</u> | <u>GF</u> | <u>GA</u> | <u>PTS</u> |
|-------------------------------|-----------|----------|----------|----------|-----------|-----------|------------|
| Victoria-Esquamalt Legion     | 23        | 20       | 3        | 0        |           |           | 40         |
| Coquitlam Adanacs             | 23        | 18       | 5        | 0        |           |           | 36         |
| Burnaby Cablevision           | 23        | 11       | 12       | 0        |           |           | 22         |
| Richmond Roadrunners          | 23        | 10       | 13       | 0        |           |           | 20         |
| New Westminster Salmonbellies | 23        | 6        | 17       | 0        |           |           | 12         |
| Surrey Rebels                 | 15        | 0        | 15       | 0        |           |           | 0          |

**MINTO CUP – CANADIAN JUNIOR CHAMPIONSHIP**

| PRELIMINARY ROUND-ROBIN   | <u>GP</u> | <u>W</u> | <u>L</u> | <u>T</u> | <u>GF</u> | <u>GA</u> | <u>PTS</u> |
|---------------------------|-----------|----------|----------|----------|-----------|-----------|------------|
| Victoria-Esquamalt Legion | 4         | 3        | 1        | 0        |           |           | 6          |
| Coquitlam Adanacs         | 4         | 2        | 2        | 0        |           |           | 4          |
| Peterborough Maulers      | 4         | 1        | 3        | 0        |           |           | 2          |

Victoria-Esquamalt Legion defeated Coquitlam Adanacs 2 games to 0 (12-4, 8-5)

**1989 BRITISH COLUMBIA JUNIOR LACROSSE LEAGUE**

|                               | <u>GP</u> | <u>W</u> | <u>L</u> | <u>T</u> | <u>GF</u> | <u>GA</u> | <u>PTS</u> |
|-------------------------------|-----------|----------|----------|----------|-----------|-----------|------------|
| Victoria-Esquamalt Legion     | 24        | 16       | 8        | 0        |           |           | 32         |
| Burnaby Cablevision           | 24        | 12       | 12       | 0        |           |           | 24         |
| Richmond Outlaws              | 24        | 11       | 13       | 0        |           |           | 22         |
| Coquitlam Adanacs             | 24        | 11       | 13       | 0        |           |           | 22         |
| New Westminster Salmonbellies | 24        | 10       | 14       | 0        |           |           | 20         |

**MINTO CUP – CANADIAN JUNIOR CHAMPIONSHIP**

Peterborough Maulers defeated Richmond Outlaws 4 games to 1 (11-8, 12-7, 16-8, 7-9, 14-6)

**1990 BRITISH COLUMBIA JUNIOR LACROSSE LEAGUE**

|                               | <u>GP</u> | <u>W</u> | <u>L</u> | <u>T</u> | <u>GF</u> | <u>GA</u> | <u>PTS</u> |
|-------------------------------|-----------|----------|----------|----------|-----------|-----------|------------|
| Richmond Outlaws              | 25        | 21       | 4        | 0        |           |           | 42         |
| Burnaby Cablevision           | 25        | 16       | 8        | 1        |           |           | 33         |
| Victoria-Esquamalt Legion     | 25        | 15       | 10       | 0        |           |           | 30         |
| Coquitlam Adanacs             | 25        | 14       | 10       | 1        |           |           | 29         |
| New Westminster Salmonbellies | 25        | 5        | 20       | 0        |           |           | 10         |
| South Fraser Stickmen         | 25        | 3        | 22       | 0        |           |           | 6          |

**MINTO CUP – CANADIAN JUNIOR CHAMPIONSHIP**

| PRELIMINARY ROUND-ROBIN  | <u>GP</u> | <u>W</u> | <u>L</u> | <u>T</u> | <u>GF</u> | <u>GA</u> | <u>PTS</u> |
|--------------------------|-----------|----------|----------|----------|-----------|-----------|------------|
| St. Catharines Athletics | 4         | 3        | 1        | 0        | 49        | 42        | 6          |
| Richmond Outlaws         | 4         | 3        | 1        | 0        | 47        | 41        | 6          |
| Esquamalt Legion         | 4         | 0        | 4        | 0        | 32        | 45        | 0          |

St. Catharines Athletics defeated Richmond Outlaws 2 games to 1 (12-13, 11-7, 12-5)

**1991 BRITISH COLUMBIA JUNIOR LACROSSE LEAGUE**

|                               | <u>GP</u> | <u>W</u> | <u>L</u> | <u>T</u> | <u>GF</u> | <u>GA</u> | <u>PTS</u> |
|-------------------------------|-----------|----------|----------|----------|-----------|-----------|------------|
| Victoria Eagles               | 25        | 18       | 5        | 2        |           |           | 38         |
| Coquitlam Adanacs             | 25        | 18       | 6        | 1        |           |           | 37         |
| Richmond Outlaws              | 25        | 17       | 8        | 0        |           |           | 34         |
| Burnaby Cablevision           | 25        | 10       | 15       | 0        |           |           | 20         |
| New Westminster Salmonbellies | 25        | 7        | 17       | 1        |           |           | 15         |
| South Fraser Stickmen         | 25        | 3        | 22       | 0        |           |           | 6          |

**MINTO CUP – CANADIAN JUNIOR CHAMPIONSHIP**

St. Catharines Athletics defeated Victoria Eagles 4 games to 1 (10-13, 12-8, 7-6, 11-8, 9-8)

**1992 BRITISH COLUMBIA JUNIOR LACROSSE LEAGUE**

|                               | <u>GP</u> | <u>W</u> | <u>L</u> | <u>T</u> | <u>GF</u> | <u>GA</u> | <u>PTS</u> |
|-------------------------------|-----------|----------|----------|----------|-----------|-----------|------------|
| Coquitlam Adanacs*            | 25        | 18       | 7        | 0        | 296       | 231       | 36         |
| South Fraser Stickmen         | 25        | 15       | 10       | 0        | 300       | 257       | 30         |
| Burnaby Lakers                | 25        | 15       | 10       | 0        | 253       | 233       | 30         |
| Victoria Eagles               | 25        | 13       | 11       | 1        | 238       | 233       | 27         |
| New Westminster Salmonbellies | 25        | 10       | 14       | 1        | 215       | 232       | 21         |
| Richmond Outlaws              | 25        | 3        | 22       | 0        | 188       | 302       | 6          |

**MINTO CUP – CANADIAN JUNIOR CHAMPIONSHIP**

Six Nations Arrows defeated Coquitlam Adanacs 4 games to 3 (13-10, 8-12, 9-12, 13-12, 13-8, 10-11, 8-4)

**1993 BRITISH COLUMBIA JUNIOR LACROSSE LEAGUE**

|                               | <u>GP</u> | <u>W</u> | <u>L</u> | <u>T</u> | <u>GF</u> | <u>GA</u> | <u>PTS</u> |
|-------------------------------|-----------|----------|----------|----------|-----------|-----------|------------|
| New Westminster Salmonbellies | 25        | 17       | 7        | 1        | 206       | 197       | 35         |
| Burnaby Lakers                | 25        | 14       | 11       | 0        | 239       | 253       | 28         |
| Victoria Eagles               | 25        | 14       | 11       | 0        | 260       | 222       | 28         |
| Coquitlam Adanacs             | 25        | 14       | 11       | 0        | 245       | 215       | 28         |
| South Fraser Stickmen         | 25        | 13       | 11       | 1        | 261       | 231       | 27         |
| Richmond Outlaws              | 25        | 2        | 23       | 0        | 202       | 313       | 4          |

**MINTO CUP – CANADIAN JUNIOR CHAMPIONSHIP**

Orangeville Northmen defeated Coquitlam Adanacs 4 games to 0 (8-5, 11-10 2OT, 8-6, 15-9)

**1994 BRITISH COLUMBIA JUNIOR LACROSSE LEAGUE**

|                               | <u>GP</u> | <u>W</u> | <u>L</u> | <u>T</u> | <u>GF</u> | <u>GA</u> | <u>PTS</u> |
|-------------------------------|-----------|----------|----------|----------|-----------|-----------|------------|
| New Westminster Salmonbellies | 20        | 13       | 7        | 0        | 192       | 155       | 26         |
| Coquitlam Adanacs             | 20        | 12       | 8        | 0        | 207       | 186       | 24         |
| South Fraser Stickmen         | 20        | 10       | 9        | 1        | 216       | 205       | 21         |
| Victoria Eagles               | 20        | 10       | 10       | 0        | 191       | 179       | 20         |
| Burnaby Lakers                | 20        | 4        | 15       | 1        | 163       | 246       | 9          |

**MINTO CUP – CANADIAN JUNIOR CHAMPIONSHIP**

New Westminster Salmonbellies defeated Brampton Excelsiors 4 games to 3 (8-6, 4-11, 5-4, 4-3, 6-12, 6-12, 9-5)

**1995 BRITISH COLUMBIA JUNIOR LACROSSE LEAGUE**

|                               | <u>GP</u> | <u>W</u> | <u>L</u> | <u>T</u> | <u>GF</u> | <u>GA</u> | <u>PTS</u> |
|-------------------------------|-----------|----------|----------|----------|-----------|-----------|------------|
| South Fraser Stickmen         | 25        | 15       | 6        | 4        | 274       | 223       | 34         |
| New Westminster Salmonbellies | 25        | 15       | 6        | 4        | 238       | 193       | 34         |
| Coquitlam Adanacs             | 25        | 11       | 10       | 4        | 229       | 241       | 26         |
| Burnaby Lakers                | 25        | 8        | 10       | 7        | 202       | 217       | 23         |
| Victoria Eagles               | 25        | 8        | 16       | 1        | 205       | 241       | 17         |
| Port Coquitlam Saints         | 25        | 6        | 14       | 5        | 238       | 274       | 17         |

**MINTO CUP – CANADIAN JUNIOR CHAMPIONSHIP**

Orangeville Northmen defeated New Westminster Salmonbellies 4 games to 0 (10-7, 12-7, 10-2, 11-8)

**1996 BRITISH COLUMBIA JUNIOR LACROSSE LEAGUE**

|                               | <u>GP</u> | <u>W</u> | <u>L</u> | <u>T</u> | <u>GF</u> | <u>GA</u> | <u>PTS</u> |
|-------------------------------|-----------|----------|----------|----------|-----------|-----------|------------|
| Burnaby Lakers*               | 25        | 21       | 4        | 0        | 300       | 186       | 42         |
| New Westminster Salmonbellies | 25        | 14       | 10       | 1        | 256       | 267       | 29         |
| Port Coquitlam Saints         | 25        | 13       | 13       | 0        | 299       | 272       | 26         |
| Coquitlam Adanacs             | 25        | 12       | 13       | 0        | 266       | 322       | 24         |
| South Fraser Stickmen         | 25        | 9        | 15       | 1        | 276       | 304       | 19         |
| Victoria Eagles               | 25        | 4        | 21       | 0        | 202       | 332       | 8          |

**PLAYOFFS**

Burnaby Lakers defeated Coquitlam Adanacs 4 games to 1 (10-6, 13-7, 11-13, 10-7, 14-4)

New Westminster Salmonbellies defeated Port Coquitlam Saints 4 games to 1 (13-7, 11-9, 7-10, 12-10, 12-9)

Burnaby Lakers defeated New Westminster Salmonbellies 4 games to 1 (9-7, 9-10, 9-7, 10-9 OT, 3-1)

**MINTO CUP – CANADIAN JUNIOR CHAMPIONSHIP**

Orangeville Northmen defeated Burnaby Lakers 4 games to 3 (17-5, 3-7, 5-11, 12-3, 9-10, 10-2, 6-5 OT)

**1997 BRITISH COLUMBIA JUNIOR LACROSSE LEAGUE**

|                               | <u>GP</u> | <u>W</u> | <u>L</u> | <u>T</u> | <u>GF</u> | <u>GA</u> | <u>PTS</u> |
|-------------------------------|-----------|----------|----------|----------|-----------|-----------|------------|
| Burnaby Lakers                | 20        | 19       | 1        | 0        | 318       | 167       | 38         |
| Port Coquitlam Saints         | 20        | 17       | 3        | 0        | 300       | 145       | 34         |
| Coquitlam Adanacs             | 20        | 10       | 10       | 0        | 189       | 200       | 20         |
| New Westminster Salmonbellies | 20        | 8        | 12       | 0        | 205       | 222       | 16         |
| Victoria Shamrocks            | 20        | 6        | 14       | 0        | 196       | 265       | 12         |
| South Fraser Stickmen         | 20        | 0        | 20       | 0        | 96        | 305       | 0          |

**MINTO CUP – CANADIAN JUNIOR CHAMPIONSHIP**

Whitby Warriors defeated Burnaby Lakers 4 games to 2 (8-10, 8-14, 11-9, 9-3, 14-12, 11-9 OT)

**1998 BRITISH COLUMBIA JUNIOR LACROSSE LEAGUE**

|                               | <u>GP</u> | <u>W</u> | <u>L</u> | <u>T</u> | <u>GF</u> | <u>GA</u> | <u>PTS</u> |
|-------------------------------|-----------|----------|----------|----------|-----------|-----------|------------|
| Burnaby Lakers*               | 25        | 25       | 0        | 0        |           |           | 50         |
| Port Coquitlam                | 25        | 14       | 10       | 1        |           |           | 29         |
| South Fraser Stickmen         | 25        | 11       | 13       | 1        |           |           | 23         |
| Coquitlam Adanacs             | 25        | 10       | 15       | 0        |           |           | 20         |
| Victoria Shamrocks            | 25        | 8        | 17       | 0        |           |           | 16         |
| New Westminster Salmonbellies | 25        | 6        | 19       | 0        |           |           | 12         |

**MINTO CUP – CANADIAN JUNIOR CHAMPIONSHIP**

Burnaby Lakers defeated Six Nations Arrows 4 games to 1 (13-8, 8-4, 6-7, 11-6, 10-2)

**1999 BRITISH COLUMBIA JUNIOR LACROSSE LEAGUE**

|                               | <u>GP</u> | <u>W</u> | <u>L</u> | <u>T</u> | <u>GF</u> | <u>GA</u> | <u>PTS</u> |
|-------------------------------|-----------|----------|----------|----------|-----------|-----------|------------|
| Burnaby Lakers*               | 25        | 25       | 0        | 0        | 332       | 145       | 50         |
| Victoria Shamrocks            | 25        | 17       | 8        | 0        | 240       | 163       | 34         |
| South Fraser Stickmen         | 25        | 13       | 1        | 1        | 209       | 217       | 27         |
| Port Coquitlam Saints         | 25        | 8        | 15       | 2        | 185       | 236       | 18         |
| New Westminster Salmonbellies | 25        | 9        | 16       | 0        | 189       | 266       | 18         |
| Coquitlam Adanacs             | 25        | 1        | 23       | 1        | 187       | 315       | 3          |

*July 17, 1999 game between New Westminster Salmonbellies and Victoria Shamrocks was awarded to Victoria by default*

**MINTO CUP – CANADIAN JUNIOR CHAMPIONSHIP**

Whitby Warriors defeated Burnaby Lakers 4 games to 1 (14-5, 10-5, 7-11, 18-11, 9-3)

### 2000 BRITISH COLUMBIA JUNIOR LACROSSE LEAGUE

|                               | <u>GP</u> | <u>W</u> | <u>L</u> | <u>T</u> | <u>GF</u> | <u>GA</u> | <u>PTS</u> |
|-------------------------------|-----------|----------|----------|----------|-----------|-----------|------------|
| Burnaby Lakers*               | 25        | 22       | 3        | 0        | 344       | 187       | 44         |
| Victoria Shamrocks            | 25        | 20       | 5        | 0        | 311       | 155       | 40         |
| Port Coquitlam Saints         | 25        | 14       | 10       | 1        | 212       | 213       | 29         |
| South Fraser Stickmen         | 25        | 7        | 17       | 1        | 212       | 285       | 15         |
| Coquitlam Adanacs             | 25        | 7        | 18       | 0        | 205       | 285       | 14         |
| New Westminster Salmonbellies | 25        | 4        | 21       | 0        | 182       | 341       | 8          |

#### PLAYOFFS

Burnaby Lakers defeated South Fraser Stickmen

Victoria Shamrocks defeated Port Coquitlam Saints

Burnaby Lakers defeated Victoria Shamrocks 4 games to 3 (11-8, 9-11, 5-9, 17-14 OT, 6-7, 9-4, 9-6)

#### MINTO CUP – CANADIAN JUNIOR CHAMPIONSHIP

Burnaby Lakers defeated Orangeville Northmen 4 games to 2 (10-8, 7-10, 15-4, 4-6, 10-9 OT, 9-5)

### 2001 BRITISH COLUMBIA JUNIOR LACROSSE LEAGUE

|                               | <u>GP</u> | <u>W</u> | <u>L</u> | <u>T</u> | <u>GF</u> | <u>GA</u> | <u>PTS</u> |
|-------------------------------|-----------|----------|----------|----------|-----------|-----------|------------|
| Burnaby Lakers*               | 20        | 18       | 2        | 0        | 226       | 142       | 36         |
| New Westminster Salmonbellies | 20        | 12       | 7        | 1        | 188       | 168       | 25         |
| Victoria Shamrocks            | 20        | 12       | 8        | 0        | 234       | 162       | 24         |
| Coquitlam Adanacs             | 20        | 8        | 12       | 0        | 169       | 203       | 16         |
| Port Coquitlam Saints         | 20        | 7        | 12       | 1        | 159       | 182       | 15         |
| South Fraser Stickmen         | 20        | 2        | 18       | 0        | 130       | 249       | 4          |

#### PLAYOFFS

Burnaby Lakers defeated Coquitlam Adanacs 4 games to 0 (17-4, 11-3, 15-8, 8-6 OT)

Victoria Shamrocks defeated New Westminster Salmonbellies 4 games to 0 (12-11, 16-7, 16-11, 9-7)

Burnaby Lakers defeated Victoria Shamrocks 4 games to 1 (11-6, 13-8, 7-9, 8-5 OT, 15-12)

#### MINTO CUP – CANADIAN JUNIOR CHAMPIONSHIP

St. Catharines Athletics defeated Burnaby Lakers 4 games to 2 (7-8 OT, 4-6, 10-5, 7-3, 7-5, 7-4)

### 2002 BRITISH COLUMBIA JUNIOR LACROSSE LEAGUE

|                               | <u>GP</u> | <u>W</u> | <u>L</u> | <u>T</u> | <u>GF</u> | <u>GA</u> | <u>PTS</u> |
|-------------------------------|-----------|----------|----------|----------|-----------|-----------|------------|
| Burnaby Lakers*               | 24        | 22       | 2        | 0        | 340       | 136       | 44         |
| Victoria Shamrocks            | 24        | 19       | 4        | 1        | 286       | 170       | 39         |
| New Westminster Salmonbellies | 24        | 15       | 9        | 0        | 212       | 197       | 30         |
| Delta Islanders               | 24        | 12       | 12       | 0        | 200       | 231       | 24         |
| Surrey Stickmen               | 24        | 8        | 15       | 1        | 205       | 249       | 17         |
| Coquitlam Adanacs             | 24        | 5        | 19       | 0        | 174       | 305       | 10         |
| Port Coquitlam Saints         | 24        | 2        | 22       | 0        | 175       | 304       | 4          |

#### PLAYOFFS

Burnaby Lakers defeated Delta Islanders 3 games to 0 (14-8, 10-4, 17-5)

Victoria Shamrocks defeated New Westminster Salmonbellies 3 games to 0 (16-8, 5-4, 9-7)

Burnaby Lakers defeated Victoria Shamrocks 4 games to 0 (8-3, 11-4, 14-11, 12-3)

#### MINTO CUP – CANADIAN JUNIOR CHAMPIONSHIP

Burnaby Lakers defeated St. Catharines Athletics 4 games to 2 (4-8, 8-5, 7-5, 6-5, 7-8, 7-3)

**2003 BRITISH COLUMBIA JUNIOR LACROSSE LEAGUE**

|                               | <u>GP</u> | <u>W</u> | <u>L</u> | <u>T</u> | <u>GF</u> | <u>GA</u> | <u>PTS</u> |
|-------------------------------|-----------|----------|----------|----------|-----------|-----------|------------|
| Victoria Shamrocks            | 24        | 17       | 7        | 0        | 222       | 172       | 34         |
| Burnaby Lakers*               | 24        | 16       | 8        | 0        | 235       | 173       | 32         |
| Coquitlam Adanacs             | 24        | 16       | 8        | 0        | 223       | 193       | 32         |
| New Westminster Salmonbellies | 24        | 11       | 13       | 0        | 212       | 240       | 22         |
| Port Coquitlam Saints         | 24        | 9        | 15       | 0        | 189       | 226       | 18         |
| Delta Islanders               | 24        | 8        | 16       | 0        | 192       | 211       | 16         |
| Surrey Stickmen               | 24        | 7        | 17       | 0        | 187       | 245       | 14         |

**PLAYOFFS**

New Westminster Salmonbellies defeated Port Coquitlam Saints 2 games to 0 (9-6, 15-12)

Coquitlam Adanacs defeated Delta Islanders 2 games to 1 (10-6, 8-9, 13-6)

Victoria Shamrocks defeated New Westminster Salmonbellies 3 games to 0 (9-6, 9-7, 11-8)

Burnaby Lakers defeated Coquitlam Adanacs 3 games to 0 (10-4, 11-9, 12-11 OT)

Burnaby Lakers defeated Victoria Shamrocks 3 games to 2 (8-12, 12-4, 2-3, 8-6, 7-5)

**MINTO CUP – CANADIAN JUNIOR CHAMPIONSHIP**

| PRELIMINARY ROUND-ROBIN  | <u>GP</u> | <u>W</u> | <u>L</u> | <u>GF</u> | <u>GA</u> | <u>PTS</u> |
|--------------------------|-----------|----------|----------|-----------|-----------|------------|
| St. Catharines Athletics | 3         | 3        | 0        | 35        | 16        | 6          |
| Orangeville Northmen     | 3         | 2        | 1        | 25        | 19        | 4          |
| Burnaby Lakers           | 3         | 1        | 2        | 29        | 27        | 2          |
| Edmonton Miners          | 3         | 0        | 3        | 15        | 42        | 0          |

Burnaby Lakers defeated Orangeville Northmen 7-6

**MINTO CUP – CANADIAN JUNIOR CHAMPIONSHIP**

St. Catharines Athletics defeated Burnaby Lakers 2 games to 1 (10-3, 6-8, 11-3)

**2004 BRITISH COLUMBIA JUNIOR LACROSSE LEAGUE**

|                               | <u>GP</u> | <u>W</u> | <u>L</u> | <u>T</u> | <u>GF</u> | <u>GA</u> | <u>PTS</u> |
|-------------------------------|-----------|----------|----------|----------|-----------|-----------|------------|
| Burnaby Lakers*               | 18        | 17       | 1        | 0        | 189       | 116       | 34         |
| Victoria Shamrocks            | 18        | 11       | 5        | 2        | 146       | 124       | 24         |
| Surrey Stickmen               | 18        | 10       | 6        | 2        | 151       | 132       | 22         |
| Coquitlam Adanacs             | 18        | 9        | 8        | 1        | 155       | 154       | 19         |
| Port Coquitlam Saints         | 18        | 7        | 11       | 0        | 151       | 155       | 14         |
| New Westminster Salmonbellies | 18        | 5        | 12       | 1        | 137       | 156       | 11         |
| Delta Islanders               | 18        | 1        | 17       | 0        | 111       | 203       | 2          |

**PLAYOFFS**

Surrey Stickmen defeated New Westminster Salmonbellies 3 games to 1 (6-3, 6-5, 5-6, 9-6)

Port Coquitlam Saints defeated Coquitlam Adanacs 3 games to 2 (9-8, 8-7, 6-11, 5-6, 10-8)

Burnaby Lakers defeated Port Coquitlam Saints 3 games to 0 (15-7, 11-3, 11-7)

Victoria Shamrocks defeated Surrey Stickmen 3 games to 0 (8-7, 11-10 OT, 7-5)

Burnaby Lakers defeated Victoria Shamrocks 3 games to 0 (8-5, 7-6, 12-10 OT)

**MINTO CUP – CANADIAN JUNIOR CHAMPIONSHIP**

| PRELIMINARY ROUND-ROBIN | <u>GP</u> | <u>W</u> | <u>L</u> | <u>GF</u> | <u>GA</u> | <u>PTS</u> |
|-------------------------|-----------|----------|----------|-----------|-----------|------------|
| Burnaby Lakers          | 3         | 3        | 0        | 29        | 19        | 6          |
| Six Nations Arrows      | 3         | 2        | 1        | 31        | 17        | 4          |
| Victoria Shamrocks      | 3         | 1        | 2        | 26        | 25        | 2          |
| Edmonton Miners         | 3         | 0        | 3        | 14        | 39        | 0          |

Victoria Shamrocks defeated Six Nations Arrows 10-9 OT

**MINTO CUP – CANADIAN JUNIOR CHAMPIONSHIP**

Burnaby Lakers defeated Victoria Shamrocks 2 games to 0 (6-3, 13-5)

## 2005 BRITISH COLUMBIA JUNIOR LACROSSE LEAGUE

|                               | <u>GP</u> | <u>W</u> | <u>L</u> | <u>T</u> | <u>GF</u> | <u>GA</u> | <u>PTS</u> |
|-------------------------------|-----------|----------|----------|----------|-----------|-----------|------------|
| Surrey Stickmen               | 21        | 18       | 2        | 1        | 207       | 125       | 37         |
| Burnaby Lakers*               | 21        | 17       | 3        | 1        | 260       | 133       | 35         |
| Victoria Shamrocks            | 21        | 14       | 7        | 0        | 196       | 136       | 28         |
| New Westminster Salmonbellies | 21        | 12       | 9        | 0        | 189       | 152       | 24         |
| Coquitlam Adanacs             | 21        | 9        | 12       | 0        | 165       | 165       | 18         |
| Port Coquitlam Saints         | 21        | 7        | 14       | 0        | 177       | 210       | 14         |
| Delta Islanders               | 21        | 6        | 15       | 0        | 162       | 226       | 12         |
| Nanaimo Timbermen             | 21        | 0        | 21       | 0        | 86        | 295       | 0          |

### PLAYOFFS

Victoria Shamrocks defeated Port Coquitlam Saints 3 games to 0 (11-4, 8-5, 10-9)

Coquitlam Adanacs defeated New Westminster Salmonbellies 3 games to 2 (7-10, 9-8, 6-12, 11-6, 11-8)

Surrey Stickmen defeated Coquitlam Adanacs 3 games to 2 (9-10, 8-7, 7-9, 13-7, 10-7)

Burnaby Lakers defeated Victoria Shamrocks 3 games to 0 (10-6, 8-6, 13-5)

Burnaby Lakers defeated Surrey Stickmen 3 games to 0 (14-5, 7-6, 10-3)

### MINTO CUP – CANADIAN JUNIOR CHAMPIONSHIP

| PRELIMINARY ROUND-ROBIN | <u>GP</u> | <u>W</u> | <u>L</u> | <u>GF</u> | <u>GA</u> | <u>PTS</u> |
|-------------------------|-----------|----------|----------|-----------|-----------|------------|
| Six Nations Arrows      | 3         | 3        | 0        | 42        | 16        | 6          |
| Burnaby Lakers          | 3         | 2        | 1        | 27        | 20        | 4          |
| Edmonton Miners         | 3         | 1        | 2        | 24        | 44        | 2          |
| Calgary Raiders         | 3         | 0        | 3        | 15        | 28        | 0          |

Burnaby Lakers defeated Edmonton 9-8

### MINTO CUP – CANADIAN JUNIOR CHAMPIONSHIP

Burnaby Lakers defeated Six Nations Arrows 2 games to 0 (13-12 OT, 8-6)

## 2006 BRITISH COLUMBIA JUNIOR LACROSSE LEAGUE

|                               | <u>GP</u> | <u>W</u> | <u>L</u> | <u>T</u> | <u>GF</u> | <u>GA</u> | <u>PTS</u> |
|-------------------------------|-----------|----------|----------|----------|-----------|-----------|------------|
| Burnaby Lakers*               | 21        | 21       | 0        | 0        | 251       | 90        | 42         |
| New Westminster Salmonbellies | 21        | 15       | 6        | 0        | 218       | 150       | 30         |
| Port Coquitlam Saints         | 21        | 14       | 7        | 0        | 193       | 163       | 28         |
| Victoria Shamrocks            | 21        | 11       | 10       | 0        | 193       | 156       | 22         |
| Coquitlam Adanacs             | 21        | 11       | 10       | 0        | 192       | 134       | 22         |
| Delta Islanders               | 21        | 8        | 13       | 0        | 146       | 232       | 16         |
| Nanaimo Timbermen             | 21        | 2        | 19       | 0        | 117       | 253       | 4          |
| Surrey Stickmen               | 21        | 2        | 19       | 0        | 126       | 258       | 4          |

### PLAYOFFS

Port Coquitlam Saints defeated Delta Islanders 3 games to 2 (12-4, 8-9, 8-9, 11-10, 9-2)

Victoria Shamrocks defeated Coquitlam Adanacs 3 games to 0 (13-6, 11-8, 15-7)

Port Coquitlam Saints defeated New Westminster Salmonbellies 3 games to 2 (8-7, 7-11, 8-9, 13-7, 9-5)

Burnaby Lakers defeated Victoria Shamrocks 3 games to 1 (8-7, 12-16, 9-1, 10-9)

Burnaby Lakers defeated Port Coquitlam Saints 3 games to 0 (9-6, 12-5, 14-7)

### MINTO CUP – CANADIAN JUNIOR CHAMPIONSHIP

| PRELIMINARY ROUND-ROBIN | <u>GP</u> | <u>W</u> | <u>L</u> | <u>GF</u> | <u>GA</u> | <u>PTS</u> |
|-------------------------|-----------|----------|----------|-----------|-----------|------------|
| Peterborough Lakers     | 3         | 3        | 0        | 37        | 22        | 6          |
| Burnaby Lakers          | 3         | 2        | 1        | 39        | 23        | 4          |
| Six Nations Arrows      | 3         | 1        | 2        | 31        | 22        | 2          |
| Edmonton Miners         | 3         | 0        | 3        | 17        | 57        | 0          |

Six Nations Arrows defeated Burnaby Lakers 8-3

### MINTO CUP – CANADIAN JUNIOR CHAMPIONSHIP

Peterborough Lakers defeated Six Nations Arrows 9-5

**2007 BRITISH COLUMBIA JUNIOR LACROSSE LEAGUE**

|                               | <u>GP</u> | <u>W</u> | <u>L</u> | <u>T</u> | <u>GF</u> | <u>GA</u> | <u>PTS</u> |
|-------------------------------|-----------|----------|----------|----------|-----------|-----------|------------|
| Burnaby Lakers*               | 21        | 19       | 2        | 0        | 241       | 111       | 38         |
| Coquitlam Adanacs             | 21        | 16       | 5        | 0        | 209       | 110       | 32         |
| New Westminster Salmonbellies | 21        | 15       | 6        | 0        | 195       | 117       | 30         |
| Victoria Shamrocks            | 21        | 12       | 9        | 0        | 185       | 146       | 24         |
| Port Coquitlam Saints         | 21        | 9        | 12       | 0        | 170       | 166       | 18         |
| Nanaimo Timbermen             | 21        | 5        | 16       | 0        | 107       | 218       | 10         |
| Delta Islanders               | 21        | 5        | 16       | 0        | 138       | 228       | 10         |
| Surrey Stickmen               | 21        | 3        | 18       | 0        | 122       | 271       | 4          |

**PLAYOFFS**

New Westminster Salmonbellies defeated Nanaimo Timbermen 3 games to 0 (9-4, 12-4, 11-3)

Victoria Shamrocks defeated Port Coquitlam Saints 3 games to 2 (13-9, 7-10, 16-3, 8-9, 7-6)

Coquitlam Adanacs defeated New Westminster Salmonbellies 3 games to 2 (8-3, 6-8, 12-4, 3-8, 7-4)

Burnaby Lakers defeated Victoria Shamrocks 3 games to 0 (13-10, 6-3, 8-5)

Burnaby Lakers defeated Coquitlam Adanacs 3 games to 1 (10-5, 9-3, 4-8, 9-7)

**MINTO CUP – CANADIAN JUNIOR CHAMPIONSHIP**

| PRELIMINARY ROUND-ROBIN       | <u>GP</u> | <u>W</u> | <u>L</u> | <u>GF</u> | <u>GA</u> | <u>PTS</u> |
|-------------------------------|-----------|----------|----------|-----------|-----------|------------|
| Burnaby Lakers                | 3         | 3        | 0        | 34        | 18        | 6          |
| New Westminster Salmonbellies | 3         | 2        | 1        | 25        | 16        | 4          |
| Six Nations Arrows            | 3         | 1        | 2        | 26        | 23        | 2          |
| Edmonton Miners               | 3         | 0        | 3        | 13        | 41        | 0          |

Six Nations Arrows defeated New Westminster Salmonbellies 6-5

**MINTO CUP – CANADIAN JUNIOR CHAMPIONSHIP**

Six Nations Arrows defeated Burnaby Lakers 19-8

**2008 BRITISH COLUMBIA JUNIOR LACROSSE LEAGUE**

|                               | <u>GP</u> | <u>W</u> | <u>L</u> | <u>T</u> | <u>GF</u> | <u>GA</u> | <u>PTS</u> |
|-------------------------------|-----------|----------|----------|----------|-----------|-----------|------------|
| Coquitlam Adanacs             | 21        | 17       | 4        | 0        | 199       | 122       | 34         |
| Victoria Shamrocks*           | 21        | 16       | 5        | 0        | 182       | 112       | 32         |
| New Westminster Salmonbellies | 21        | 15       | 6        | 0        | 206       | 138       | 30         |
| Burnaby Lakers                | 21        | 12       | 9        | 0        | 165       | 137       | 24         |
| Port Coquitlam Saints         | 21        | 10       | 11       | 0        | 171       | 185       | 20         |
| Nanaimo Timbermen             | 21        | 7        | 14       | 0        | 139       | 180       | 14         |
| Delta Islanders               | 21        | 6        | 15       | 0        | 123       | 202       | 12         |
| South Fraser Stickmen         | 21        | 1        | 20       | 0        | 114       | 223       | 2          |

**PLAYOFFS**

New Westminster Salmonbellies defeated Nanaimo Timbermen 3 games to 1 (16-7, 11-8, 8-10, 9-2)

Burnaby Lakers defeated Port Coquitlam Saints 3 games to 1 (8-4, 7-10, 10-8, 11-6)

Victoria Shamrocks defeated New Westminster Salmonbellies 3 games to 0 (7-5, 5-3, 10-7)

Burnaby Lakers defeated Coquitlam Adanacs 3 games to 0 (6-4, 9-8, 4-3)

Victoria Shamrocks defeated Burnaby Lakers 3 games to 2 (5-4, 4-7, 7-8, 11-4, 9-2)

**MINTO CUP – CANADIAN JUNIOR CHAMPIONSHIP**

| PRELIMINARY ROUND-ROBIN | <u>GP</u> | <u>W</u> | <u>L</u> | <u>GF</u> | <u>GA</u> | <u>PTS</u> |
|-------------------------|-----------|----------|----------|-----------|-----------|------------|
| Orangeville Northmen    | 3         | 3        | 0        | 35        | 12        | 6          |
| Victoria Shamrocks      | 3         | 2        | 1        | 25        | 21        | 4          |
| Calgary Mountaineers    | 3         | 1        | 2        | 18        | 22        | 2          |
| Edmonton Miners         | 3         | 0        | 3        | 13        | 36        | 0          |

Victoria Shamrocks defeated Calgary Mountaineers 7-4

**MINTO CUP – CANADIAN JUNIOR CHAMPIONSHIP**

Orangeville Northmen defeated Victoria Shamrocks 9-4



**2009 BRITISH COLUMBIA JUNIOR LACROSSE LEAGUE**

|                               | <u>GP</u> | <u>W</u> | <u>L</u> | <u>T</u> | <u>GF</u> | <u>GA</u> | <u>PTS</u> |
|-------------------------------|-----------|----------|----------|----------|-----------|-----------|------------|
| Coquitlam Adanacs*            | 21        | 20       | 1        | 0        | 257       | 153       | 40         |
| Victoria Shamrocks            | 21        | 15       | 6        | 0        | 237       | 189       | 30         |
| New Westminster Salmonbellies | 21        | 13       | 7        | 1        | 262       | 188       | 27         |
| Burnaby Lakers                | 21        | 11       | 10       | 0        | 205       | 210       | 22         |
| Delta Islanders               | 21        | 8        | 12       | 1        | 223       | 242       | 17         |
| Nanaimo Timbermen             | 21        | 8        | 13       | 0        | 195       | 228       | 16         |
| Port Coquitlam Saints         | 21        | 6        | 14       | 1        | 221       | 265       | 13         |
| Langley Thunder               | 21        | 1        | 19       | 1        | 153       | 278       | 3          |

**PLAYOFFS**

New Westminster Salmonbellies defeated Nanaimo Timbermen 2 games to 0 (20-6, 17-5)

Burnaby Lakers defeated Delta Islanders 2 games to 0 (11-6, 11-7)

Coquitlam Adanacs defeated Burnaby Lakers 3 games to 2 (11-8, 13-8, 10-13, 9-10, 12-4)

New Westminster Salmonbellies defeated Victoria Shamrocks 3 games to 1 (10-8, 8-4, 9-10, 16-7)

Coquitlam Adanacs defeated New Westminster Salmonbellies 4 games to 2 (9-8, 12-16, 11-7, 6-10, 7-4, 6-5)

**MINTO CUP – CANADIAN JUNIOR CHAMPIONSHIP**

| PRELIMINARY ROUND-ROBIN | <u>GP</u> | <u>W</u> | <u>L</u> | <u>GF</u> | <u>GA</u> | <u>PTS</u> |
|-------------------------|-----------|----------|----------|-----------|-----------|------------|
| Orangeville Northmen    | 3         | 3        | 0        | 34        | 22        | 6          |
| Coquitlam Adanacs       | 3         | 2        | 1        | 30        | 32        | 4          |
| Brampton Excelsiors     | 3         | 1        | 2        | 29        | 22        | 2          |
| Edmonton Eclipse        | 3         | 0        | 3        | 18        | 35        | 0          |

Brampton Excelsiors defeated Coquitlam Adanacs 12-6

**MINTO CUP – CANADIAN JUNIOR CHAMPIONSHIP**

Orangeville Northmen defeated Brampton Excelsiors 2 games to 1 (10-9, 8-11, 8-4)

**2010 BRITISH COLUMBIA JUNIOR LACROSSE LEAGUE**

|                               | <u>GP</u> | <u>W</u> | <u>L</u> | <u>T</u> | <u>GF</u> | <u>GA</u> | <u>PTS</u> |
|-------------------------------|-----------|----------|----------|----------|-----------|-----------|------------|
| Coquitlam Adanacs*            | 21        | 19       | 1        | 1        | 256       | 132       | 39         |
| New Westminster Salmonbellies | 21        | 16       | 3        | 2        | 212       | 136       | 34         |
| Victoria Shamrocks            | 21        | 11       | 9        | 1        | 190       | 183       | 23         |
| Delta Islanders               | 21        | 11       | 10       | 0        | 215       | 191       | 22         |
| Burnaby Lakers                | 21        | 9        | 10       | 2        | 160       | 176       | 20         |
| Nanaimo Timbermen             | 21        | 9        | 12       | 0        | 191       | 179       | 18         |
| Port Coquitlam Saints         | 21        | 3        | 16       | 2        | 144       | 237       | 8          |
| Langley Thunder               | 21        | 2        | 19       | 0        | 144       | 278       | 4          |

**PLAYOFFS**

Victoria Shamrocks defeated Nanaimo Timbermen 2 games to 1 (9-11, 12-11, 12-9)

Delta Islanders defeated Burnaby Lakers 2 games to 0 (18-6, 9-7)

Coquitlam Adanacs defeated Delta Islanders 3 games to 0 (6-5, 10-7, 10-9)

New Westminster Salmonbellies defeated Victoria Shamrocks 3 games to 0 (12-8, 14-6, 9-8)

Coquitlam Adanacs defeated New Westminster Salmonbellies 4 games to 1 (12-8, 5-9, 11-8, 9-5, 13-7)

**MINTO CUP – CANADIAN JUNIOR CHAMPIONSHIP**

| PRELIMINARY ROUND-ROBIN       | <u>GP</u> | <u>W</u> | <u>L</u> | <u>GF</u> | <u>GA</u> | <u>PTS</u> |
|-------------------------------|-----------|----------|----------|-----------|-----------|------------|
| Coquitlam Adanacs             | 3         | 3        | 0        | 38        | 27        | 6          |
| Orangeville Northmen          | 3         | 2        | 1        | 28        | 21        | 4          |
| New Westminster Salmonbellies | 3         | 1        | 2        | 20        | 21        | 2          |
| Okotoks Raiders               | 3         | 0        | 3        | 12        | 29        | 0          |

Orangeville Northmen defeated New Westminster Salmonbellies 6-4

**MINTO CUP – CANADIAN JUNIOR CHAMPIONSHIP**

Coquitlam Adanacs defeated Orangeville Northmen 2 games to 0 (9-5, 8-4)

**2011 BRITISH COLUMBIA JUNIOR LACROSSE LEAGUE**

|                               | <u>GP</u> | <u>W</u> | <u>L</u> | <u>T</u> | <u>GF</u> | <u>GA</u> | <u>PTS</u> |
|-------------------------------|-----------|----------|----------|----------|-----------|-----------|------------|
| Coquitlam Adanacs*            | 21        | 21       | 0        | 0        | 289       | 131       | 42         |
| New Westminster Salmonbellies | 21        | 16       | 5        | 0        | 227       | 133       | 32         |
| Delta Islanders               | 21        | 12       | 8        | 1        | 213       | 210       | 25         |
| Victoria Shamrocks            | 21        | 12       | 9        | 0        | 209       | 226       | 24         |
| Nanaimo Timbermen             | 21        | 8        | 13       | 0        | 189       | 251       | 16         |
| Langley Thunder               | 21        | 6        | 14       | 1        | 166       | 213       | 13         |
| Burnaby Lakers                | 21        | 5        | 16       | 0        | 186       | 243       | 10         |
| Port Coquitlam Saints         | 21        | 3        | 18       | 0        | 151       | 223       | 6          |

**PLAYOFFS**

Delta Islanders defeated Langley Thunder 2 games to 0 (13-10, 15-10)

Victoria Shamrocks defeated Nanaimo Timbermen 2 games to 0 (16-9, 14-8)

Coquitlam Adanacs defeated Victoria Shamrocks 3 games to 0 (18-4, 15-2, 21-3)

New Westminster Salmonbellies defeated Delta Islanders 3 games to 1 (8-3, 6-4, 10-11, 11-7)

Coquitlam Adanacs defeated New Westminster Salmonbellies 4 games to 1 (6-7, 6-4, 10-7, 9-6, 7-5)

**MINTO CUP – CANADIAN JUNIOR CHAMPIONSHIP**

| PRELIMINARY ROUND-ROBIN | <u>GP</u> | <u>W</u> | <u>L</u> | <u>GF</u> | <u>GA</u> | <u>PTS</u> |
|-------------------------|-----------|----------|----------|-----------|-----------|------------|
| Coquitlam Adanacs       | 3         | 3        | 0        | 38        | 15        | 6          |
| Whitby Warriors         | 3         | 2        | 1        | 44        | 24        | 4          |
| Okotoks Raiders         | 3         | 1        | 2        | 17        | 35        | 2          |
| Edmonton Eclipse        | 3         | 0        | 3        | 15        | 40        | 0          |

Whitby Warriors defeated Okotoks Raiders 8-4

Whitby Warriors defeated Coquitlam Adanacs 2 games to 1 (9-12, 5-4, 12-7)

**2012 BRITISH COLUMBIA JUNIOR LACROSSE LEAGUE**

|                               | <u>GP</u> | <u>W</u> | <u>L</u> | <u>T</u> | <u>GF</u> | <u>GA</u> | <u>PTS</u> |
|-------------------------------|-----------|----------|----------|----------|-----------|-----------|------------|
| Coquitlam Adanacs*            | 21        | 16       | 5        | 0        | 252       | 126       | 32         |
| Delta Islanders               | 21        | 14       | 5        | 2        | 193       | 167       | 30         |
| New Westminster Salmonbellies | 21        | 14       | 6        | 1        | 193       | 140       | 29         |
| Langley Thunder               | 21        | 12       | 9        | 0        | 206       | 203       | 24         |
| Port Coquitlam Saints         | 21        | 11       | 10       | 0        | 163       | 178       | 22         |
| Victoria Shamrocks            | 21        | 9        | 12       | 0        | 209       | 197       | 18         |
| Nanaimo Timbermen             | 21        | 3        | 17       | 1        | 152       | 256       | 7          |
| Burnaby Lakers                | 21        | 3        | 18       | 0        | 140       | 241       | 6          |

**PLAYOFFS**

New Westminster Salmonbellies defeated Victoria Shamrocks 2 games to 0 (12-10, 13-6)

Langley Thunder defeated Port Coquitlam Saints 2 games to 0 (5-4, 13-6)

Coquitlam Adanacs defeated Langley Thunder 3 games to 0 (11-8, 15-4, 14-4)

Delta Islanders defeated New Westminster Salmonbellies 3 games to 2 (13-14, 9-17, 14-4, 8-7, 11-10)

Coquitlam Adanacs defeated Delta Islanders 4 games to 1 (12-7, 8-10, 8-7, 7-6, 9-4)

**MINTO CUP – CANADIAN JUNIOR CHAMPIONSHIP**

| PRELIMINARY ROUND-ROBIN | <u>GP</u> | <u>W</u> | <u>L</u> | <u>GF</u> | <u>GA</u> | <u>PTS</u> |
|-------------------------|-----------|----------|----------|-----------|-----------|------------|
| Orangeville Northmen    | 3         | 3        | 0        | 32        | 13        | 6          |
| Whitby Warriors         | 3         | 2        | 1        | 35        | 19        | 4          |
| Coquitlam Adanacs       | 3         | 1        | 2        | 25        | 28        | 2          |
| Calgary Mountaineers    | 3         | 0        | 3        | 6         | 38        | 0          |

Coquitlam Adanacs defeated Whitby Warriors 15-11

Orangeville Northmen defeated Coquitlam Adanacs 2 games to 0 (19-6, 9-4)

**2013 BRITISH COLUMBIA JUNIOR LACROSSE LEAGUE**

|                               | <u>GP</u> | <u>W</u> | <u>L</u> | <u>T</u> | <u>GF</u> | <u>GA</u> | <u>PTS</u> |
|-------------------------------|-----------|----------|----------|----------|-----------|-----------|------------|
| Coquitlam Adanacs*            | 21        | 17       | 4        | 0        | 242       | 151       | 34         |
| New Westminster Salmonbellies | 21        | 16       | 5        | 0        | 285       | 164       | 32**       |
| Langley Thunder               | 21        | 14       | 7        | 0        | 228       | 188       | 28         |
| Victoria Shamrocks            | 21        | 14       | 7        | 0        | 308       | 220       | 28         |
| Delta Islanders               | 21        | 11       | 10       | 0        | 222       | 192       | 22         |
| Port Coquitlam Saints         | 21        | 7        | 13       | 1        | 188       | 251       | 15         |
| Nanaimo Timbermen             | 21        | 3        | 17       | 1        | 200       | 274       | 7**        |
| Burnaby Lakers                | 21        | 1        | 20       | 0        | 131       | 364       | 2          |

*\*\*Points adjusted due to forfeited games*

**PLAYOFFS**

Langley Thunder defeated Port Coquitlam Saints 2 games to 0 (14-10, 13-2)  
 Victoria Shamrocks defeated Delta Islanders 2 games to 0 (10-6, 12-8)

Coquitlam Adanacs defeated Victoria Shamrocks 3 games to 0 (13-8, 13-6, 10-5)  
 New Westminster defeated Langley Thunder 3 games to 1 (12-6, 9-5, 3-5, 10-6)

Coquitlam Adanacs defeated New Westminster Salmonbellies 3 games to 2 (9-7, 12-5, 9-14, 9-6, 15-11)

**MINTO CUP – CANADIAN JUNIOR CHAMPIONSHIP**

| PRELIMINARY ROUND-ROBIN       | <u>GP</u> | <u>W</u> | <u>L</u> | <u>GF</u> | <u>GA</u> | <u>PTS</u> |
|-------------------------------|-----------|----------|----------|-----------|-----------|------------|
| Whitby Warriors               | 3         | 3        | 0        | 41        | 16        | 6          |
| New Westminster Salmonbellies | 3         | 2        | 1        | 30        | 27        | 4          |
| Coquitlam Adanacs             | 3         | 1        | 2        | 23        | 26        | 2          |
| Okotoks Raiders               | 3         | 0        | 3        | 18        | 43        | 0          |

New Westminster Salmonbellies defeated Coquitlam Adanacs 11-7

Whitby Warriors defeated New Westminster Salmonbellies 3 games to 1 (16-6, 7-9, 13-4, 10-8 OT)

**2014 BRITISH COLUMBIA JUNIOR LACROSSE LEAGUE**

|                               | <u>GP</u> | <u>W</u> | <u>L</u> | <u>T</u> | <u>GF</u> | <u>GA</u> | <u>PTS</u> |
|-------------------------------|-----------|----------|----------|----------|-----------|-----------|------------|
| New Westminster Salmonbellies | 21        | 20       | 1        | 0        | 308       | 145       | 40         |
| Coquitlam Adanacs*            | 21        | 17       | 3        | 1        | 264       | 148       | 35         |
| Victoria Shamrocks            | 21        | 12       | 8        | 1        | 225       | 214       | 25         |
| Delta Islanders               | 21        | 12       | 9        | 0        | 233       | 209       | 24         |
| Nanaimo Timbermen             | 21        | 8        | 12       | 1        | 221       | 265       | 17         |
| Langley Thunder               | 21        | 5        | 15       | 1        | 164       | 240       | 11         |
| Burnaby Lakers                | 21        | 5        | 15       | 1        | 179       | 243       | 11         |
| Port Coquitlam Saints         | 21        | 2        | 18       | 1        | 144       | 274       | 5          |

**PLAYOFFS**

New Westminster Salmonbellies defeated Delta Islanders 3 games to 0 (15-11, 15-8, 17-12)  
 Coquitlam Adanacs defeated Victoria Shamrocks 3 games to 0 (13-5, 11-6, 15-9)

Coquitlam Adanacs defeated New Westminster Salmonbellies 4 games to 3 (8-13, 11-6, 11-7, 8-13, 7-4, 6-13, 12-8)

**WESTERN CANADIAN FINALS**

Coquitlam Adanacs defeated Calgary Mountaineers 3 games to 1 (14-7, 13-6, 8-9, 7-6)

**MINTO CUP – CANADIAN JUNIOR CHAMPIONSHIP**

Six Nations Arrows defeated Coquitlam Adanacs 4 games to 2 (6-7, 6-11, 19-5, 10-7, 12-7, 14-8)

**2015 BRITISH COLUMBIA JUNIOR LACROSSE LEAGUE**

|                               | <u>GP</u> | <u>W</u> | <u>L</u> | <u>T</u> | <u>GF</u> | <u>GA</u> | <u>PTS</u> |
|-------------------------------|-----------|----------|----------|----------|-----------|-----------|------------|
| Coquitlam Adanacs*            | 21        | 20       | 1        | 0        | 290       | 125       | 40         |
| Victoria Shamrocks            | 21        | 14       | 6        | 1        | 220       | 177       | 29         |
| Delta Islanders               | 21        | 13       | 7        | 1        | 262       | 210       | 27         |
| New Westminster Salmonbellies | 21        | 13       | 7        | 1        | 215       | 182       | 27         |
| Nanaimo Timbermen             | 21        | 6        | 14       | 1        | 181       | 254       | 13         |
| Langley Thunder               | 21        | 5        | 13       | 3        | 187       | 252       | 13         |
| Port Coquitlam Saints         | 21        | 5        | 15       | 1        | 160       | 218       | 11         |
| Burnaby Lakers                | 21        | 4        | 17       | 0        | 182       | 279       | 8          |

**PLAYOFFS**

Coquitlam Adanacs defeated New Westminster Salmonbellies 3 games to 0 (14-7, 14-9, 11-8 OT)

Delta Islanders defeated Victoria Shamrocks 3 games to 0 (14-6, 7-6, 11-7)

Coquitlam Adanacs defeated Delta Islanders 4 games to 0 (9-8, 10-7, 17-6, 16-8)

**WESTERN CANADIAN FINALS**

Coquitlam Adanacs defeated Calgary Raiders 3 games to 0 (7-6, 9-7, 13-3)

**MINTO CUP – CANADIAN JUNIOR CHAMPIONSHIP**

Six Nations Arrows defeated Coquitlam Adanacs 4 games to 2 (7-9, 9-8 OT, 8-5, 5-4, 8-2, 9-4)

**2016 BRITISH COLUMBIA JUNIOR LACROSSE LEAGUE**

|                               | <u>GP</u> | <u>W</u> | <u>L</u> | <u>T</u> | <u>GF</u> | <u>GA</u> | <u>PTS</u> |
|-------------------------------|-----------|----------|----------|----------|-----------|-----------|------------|
| Coquitlam Adanacs             | 21        | 21       | 0        | 0        | 278       | 118       | 42         |
| Delta Islanders*              | 21        | 15       | 6        | 0        | 266       | 219       | 30         |
| New Westminster Salmonbellies | 21        | 14       | 7        | 0        | 254       | 165       | 28         |
| Port Coquitlam Saints         | 21        | 11       | 10       | 0        | 184       | 177       | 22         |
| Langley Thunder               | 21        | 9        | 12       | 0        | 183       | 217       | 18         |
| Victoria Shamrocks            | 21        | 9        | 12       | 0        | 223       | 243       | 18         |
| Burnaby Lakers                | 21        | 3        | 18       | 0        | 150       | 255       | 6          |
| Nanaimo Timbermen             | 21        | 2        | 19       | 0        | 140       | 284       | 4          |

*Port Coquitlam forfeited game to Nanaimo Timbermen 1-0 on May 8, 2016*

*Port Coquitlam forfeited 11-7 win over Nanaimo Timbermen on May 28, 2016 for use of an ineligible player*

*Burnaby Lakers forfeited game to Coquitlam Adanacs 1-0 on July 3, 2016*

*Nanaimo Timbermen forfeited game to Delta Islanders 1-0 on July 6, 2016*

**PLAYOFFS**

Port Coquitlam Saints defeated Langley Thunder 2 games to 0 (7-6 OT, 10-1)

Coquitlam Adanacs defeated Port Coquitlam Saints 4 games to 0 (13-8, 9-6, 11-5, 10-3)

Delta Islanders defeated New Westminster Salmonbellies 4 games to 2 (12-7, 6-9, 16-8, 12-6, 13-15, 10-6)

Delta Islanders defeated Coquitlam Adanacs 2 games to 1 (9-6, 10-11 OT, 11-10 2OT)

**MINTO CUP – CANADIAN JUNIOR CHAMPIONSHIP**

**PRELIMINARY ROUND-ROBIN**

|                      | <u>GP</u> | <u>W</u> | <u>L</u> | <u>GF</u> | <u>GA</u> | <u>PTS</u> |
|----------------------|-----------|----------|----------|-----------|-----------|------------|
| Coquitlam Adanacs    | 3         | 2        | 1        | 22        | 17        | 4          |
| Calgary Mountaineers | 3         | 2        | 1        | 21        | 18        | 4          |
| Orangeville Northmen | 3         | 1        | 2        | 20        | 22        | 2          |
| Delta Islanders      | 3         | 1        | 2        | 21        | 27        | 2          |

Orangeville Northmen defeated Calgary Mountaineers 12-7

Coquitlam Adanacs defeated Orangeville Northmen 3 games to 2 (3-2, 6-9, 9-7, 5-6, 6-5 OT)

**2017 BRITISH COLUMBIA JUNIOR LACROSSE LEAGUE**

|                               | <u>GP</u> | <u>W</u> | <u>L</u> | <u>T</u> | <u>OL</u> | <u>GF</u> | <u>GA</u> | <u>PTS</u> |
|-------------------------------|-----------|----------|----------|----------|-----------|-----------|-----------|------------|
| Coquitlam Adanacs*            | 21        | 20       | 0        | 0        | 1         | 268       | 136       | 40         |
| New Westminster Salmonbellies | 21        | 16       | 4        | 0        | 1         | 270       | 139       | 32         |
| Port Coquitlam Saints         | 21        | 13       | 8        | 0        | 0         | 235       | 172       | 26         |
| Langley Thunder               | 21        | 12       | 7        | 0        | 2         | 218       | 184       | 24         |
| Victoria Shamrocks            | 21        | 12       | 9        | 0        | 0         | 243       | 228       | 24         |
| Burnaby Lakers                | 21        | 4        | 15       | 1        | 1         | 163       | 262       | 9          |
| Delta Islanders               | 21        | 4        | 17       | 0        | 0         | 160       | 283       | 8          |
| Nanaimo Timbermen             | 21        | 2        | 18       | 1        | 0         | 147       | 300       | 5          |

**PLAYOFFS**

Victoria Shamrocks defeated Langley Thunder 8-7

Coquitlam Adanacs defeated Victoria Shamrocks 3 games to 0 (14-10, 14-5, 15-11)

New Westminster Salmonbellies defeated Port Coquitlam Saints 3 games to 0 (10-5, 10-7, 13-10)

Coquitlam Adanacs defeated New Westminster Salmonbellies 4 games to 1 (13-8, 8-7, 2-6, 5-4, 9-6)

**MINTO CUP – CANADIAN JUNIOR CHAMPIONSHIP**

| PRELIMINARY ROUND-ROBIN | <u>GP</u> | <u>W</u> | <u>L</u> | <u>GF</u> | <u>GA</u> | <u>PTS</u> |
|-------------------------|-----------|----------|----------|-----------|-----------|------------|
| Six Nations Arrows      | 3         | 3        | 0        | 26        | 12        | 6          |
| Coquitlam Adanacs       | 3         | 2        | 1        | 21        | 25        | 4          |
| Mimico Mountaineers     | 3         | 1        | 2        | 15        | 20        | 2          |
| Okotoks Raiders         | 3         | 0        | 3        | 21        | 26        | 0          |

Coquitlam Adanacs defeated Mimico Moutaineers 10-4

Six Nations Arrows defeated Coquitlam Adanacs 3 games to 0 (12-7, 9-4, 8-3)

**2018 BRITISH COLUMBIA JUNIOR LACROSSE LEAGUE**

|                               | <u>GP</u> | <u>W</u> | <u>L</u> | <u>T</u> | <u>GF</u> | <u>GA</u> | <u>PTS</u> |
|-------------------------------|-----------|----------|----------|----------|-----------|-----------|------------|
| Coquitlam Adanacs*            | 21        | 18       | 2        | 1        | 248       | 131       | 37         |
| New Westminster Salmonbellies | 21        | 15       | 6        | 0        | 232       | 160       | 30         |
| Port Coquitlam Saints         | 21        | 13       | 6        | 2        | 213       | 182       | 28         |
| Victoria Shamrocks            | 21        | 13       | 7        | 1        | 255       | 202       | 27         |
| Langley Thunder               | 21        | 10       | 10       | 1        | 205       | 207       | 21         |
| Delta Islanders               | 20        | 6        | 14       | 0        | 173       | 254       | 12         |
| Nanaimo Timbermen             | 20        | 3        | 17       | 0        | 163       | 263       | 6          |
| Burnaby Lakers                | 21        | 2        | 18       | 1        | 156       | 246       | 5          |

**PLAYOFFS**

Coquitlam Adanacs defeated Victoria Shamrocks 3 games to 0 (8-6, 8-4, 10-4)

New Westminster Salmonbellies defeated Port Coquitlam Saints 3 games to 0 (8-6, 6-2, 10-3)

Coquitlam Adanacs defeated New Westminster Salmonbellies 4 games to 2 (9-3, 4-6, 6-7, 12-5, 13-2, 11-6)

**MINTO CUP – CANADIAN JUNIOR CHAMPIONSHIP**

| PRELIMINARY ROUND-ROBIN | <u>GP</u> | <u>W</u> | <u>L</u> | <u>GF</u> | <u>GA</u> | <u>PTS</u> |
|-------------------------|-----------|----------|----------|-----------|-----------|------------|
| Brampton Excelsiors     | 3         | 3        | 0        | 52        | 20        | 6          |
| Coquitlam Adanacs       | 3         | 2        | 1        | 37        | 20        | 4          |
| Okotoks Raiders         | 3         | 1        | 2        | 25        | 43        | 2          |
| Calgary Mountaineers    | 3         | 0        | 3        | 10        | 41        | 0          |

Coquitlam Adanacs defeated Okotoks Raiders 11-5

Coquitlam Adanacs defeated Brampton Excelsiors 3 games to 1 (11-9, 8-6, 8-12, 10-8 OT)

## 2019 BRITISH COLUMBIA JUNIOR LACROSSE LEAGUE

|                               | <u>GP</u> | <u>W</u> | <u>L</u> | <u>T</u> | <u>GF</u> | <u>GA</u> | <u>PTS</u> |
|-------------------------------|-----------|----------|----------|----------|-----------|-----------|------------|
| Coquitlam Adanacs*            | 21        | 17       | 4        | 0        | 229       | 132       | 34         |
| Victoria Shamrocks            | 21        | 14       | 7        | 0        | 245       | 184       | 28         |
| New Westminster Salmonbellies | 21        | 14       | 7        | 0        | 202       | 174       | 28         |
| Nanaimo Timbermen             | 21        | 14       | 7        | 0        | 226       | 202       | 28         |
| Langley Thunder               | 21        | 12       | 9        | 0        | 230       | 196       | 24         |
| Burnaby Lakers                | 21        | 6        | 15       | 0        | 158       | 251       | 12         |
| Port Coquitlam Saints         | 21        | 4        | 17       | 0        | 158       | 219       | 8          |
| Delta Islanders               | 21        | 3        | 18       | 0        | 163       | 253       | 6          |

### PLAYOFFS

Coquitlam Adanacs defeated Nanaimo Timbermen 4 games to 2 (5-7, 15-7, 10-9, 5-10, 8-4, 9-4)

Victoria Shamrocks defeated New Westminster Salmonbellies 4 games to 3 (8-9 2OT, 10-7, 15-14, 11-13, 10-4, 3-5, 9-8)

Coquitlam Adanacs defeated Victoria Shamrocks 2 games to 0 (15-5, 10-7)

### MINTO CUP – CANADIAN JUNIOR CHAMPIONSHIP

| PRELIMINARY ROUND-ROBIN | <u>GP</u> | <u>W</u> | <u>L</u> | <u>GF</u> | <u>GA</u> | <u>PTS</u> |
|-------------------------|-----------|----------|----------|-----------|-----------|------------|
| Orangeville Northmen    | 3         | 3        | 0        | 35        | 12        | 6          |
| Okotoks Raiders         | 3         | 1        | 2        | 26        | 32        | 2          |
| Victoria Shamrocks      | 3         | 1        | 2        | 26        | 32        | 2          |
| Coquitlam Adanacs       | 3         | 1        | 2        | 25        | 36        | 2          |

Victoria Shamrocks defeated Calgary Raiders 12-8 OT

Orangeville Northmen defeated Victoria Shamrocks 3 games to 0 (10-8, 11-5, 7-5)

## 2020 BRITISH COLUMBIA JUNIOR LACROSSE LEAGUE

*British Columbia Junior Lacrosse League season cancelled on May 28, 2020 due to the COVID-19 coronavirus pandemic*

## 2021 BRITISH COLUMBIA JUNIOR LACROSSE LEAGUE

| EXHIBITION SEASON             | <u>GP</u> | <u>W</u> | <u>L</u> | <u>T</u> | <u>GF</u> | <u>GA</u> | <u>PTS</u> | <u>PCT</u> |
|-------------------------------|-----------|----------|----------|----------|-----------|-----------|------------|------------|
| Burnaby Lakers                | 8         | 6        | 2        | 0        | 89        | 72        | 12         | .750       |
| Nanaimo Timbermen             | 10        | 7        | 3        | 0        | 103       | 78        | 14         | .700       |
| Coquitlam Adanacs             | 9         | 6        | 3        | 0        | 81        | 67        | 12         | .667       |
| Port Coquitlam Saints         | 8         | 5        | 3        | 0        | 74        | 63        | 10         | .625       |
| Victoria Shamrocks            | 10        | 6        | 4        | 0        | 118       | 87        | 12         | .600       |
| New Westminster Salmonbellies | 8         | 3        | 5        | 0        | 64        | 77        | 6          | .375       |
| Delta Islanders               | 8         | 1        | 7        | 0        | 62        | 104       | 2          | .125       |
| Langley Thunder               | 9         | 1        | 8        | 0        | 51        | 94        | 2          | .111       |

### PLAYOFFS – ISLAND SERIES

Nanaimo Timbermen defeated Victoria Shamrocks 2 games to 0 (13-11, 9-6)

Victoria Shamrocks defeated Nanaimo Timbermen 9-4 in retro night exhibition game

### PLAYOFFS – MAINLAND SERIES

New Westminster Salmonbellies defeated Delta Islanders 2 games to 1 (11-10, 3-10, 11-7)

Port Coquitlam Saints defeated Langley Warriors 2 games to 0 (14-11, 10-4)

Burnaby Lakers defeated New Westminster 2 games to 0 (14-8, 7-5)

Coquitlam Adanacs defeated Port Coquitlam Saints 2 games to 1 (23-11, 7-12, 6-50)

Coquitlam Adanacs defeated Burnaby Lakers 3 games to 1 (13-11, 7-8, 10-6, 11-8)

### MINTO CUP – CANADIAN JUNIOR CHAMPIONSHIP

*Minto Cup championship cancelled on June 8, 2021 due to the COVID-19 coronavirus pandemic*

**2022 BRITISH COLUMBIA JUNIOR LACROSSE LEAGUE**

|                               | <u>GP</u> | <u>W</u> | <u>L</u> | <u>T</u> | <u>GF</u> | <u>GA</u> | <u>PTS</u> |
|-------------------------------|-----------|----------|----------|----------|-----------|-----------|------------|
| Victoria Shamrocks*           | 14        | 11       | 3        | 0        | 168       | 109       | 22         |
| Nanaimo Timbermen             | 14        | 10       | 4        | 0        | 158       | 111       | 20         |
| Langley Thunder               | 14        | 10       | 4        | 0        | 161       | 130       | 20         |
| Coquitlam Adanacs             | 14        | 9        | 5        | 0        | 148       | 101       | 18         |
| Burnaby Lakers                | 14        | 7        | 7        | 0        | 145       | 166       | 14         |
| New Westminster Salmonbellies | 14        | 4        | 10       | 0        | 126       | 142       | 8          |
| Delta Islanders               | 14        | 4        | 10       | 0        | 140       | 178       | 8          |
| Port Coquitlam Saints         | 14        | 1        | 13       | 0        | 75        | 184       | 2          |

**PLAYOFFS**

Langley Thunder defeated New Westminster Salmonbellies 2 games to 0 (26-2, 1-0 forfeit)

Coquitlam Adanacs defeated Burnaby Lakers 2 games to 1 (10-5, 14-15, 10-5)

Victoria Shamrocks defeated Coquitlam Adanacs 3 games to 2 (10-5, 8-7, 12-13, 12-15, 11-8)

Langley Thunder defeated Nanaimo Timbermen 3 games to 1 (14-13, 15-11, 13-14 OT, 10-7)

Victoria Shamrocks defeated Langley Thunder 4 games to 2 (16-9, 7-13, 14-9, 9-11, 10-9, 11-8)

**MINTO CUP – CANADIAN JUNIOR CHAMPIONSHIP**

| PRELIMINARY ROUND-ROBIN | <u>GP</u> | <u>W</u> | <u>L</u> | <u>GF</u> | <u>GA</u> | <u>PTS</u> |
|-------------------------|-----------|----------|----------|-----------|-----------|------------|
| Whitby Warriors         | 3         | 3        | 0        | 31        | 24        | 6          |
| Toronto Beaches         | 3         | 2        | 1        | 23        | 24        | 4          |
| St. Albert Miners       | 3         | 1        | 2        | 27        | 28        | 2          |
| Victoria Shamrocks      | 3         | 0        | 3        | 25        | 30        | 0          |

St. Albert Miners defeated Toronto Beaches 20-12

Whitby Warriors defeated St. Albert Miners 2 games to 1 (12-8, 8-9 OT, 6-5)

**2023 BRITISH COLUMBIA JUNIOR LACROSSE LEAGUE**

|                               | <u>GP</u> | <u>W</u> | <u>L</u> | <u>T</u> | <u>GF</u> | <u>GA</u> | <u>PTS</u> |
|-------------------------------|-----------|----------|----------|----------|-----------|-----------|------------|
| Coquitlam Adanacs*            | 21        | 18       | 3        | 0        | 231       | 149       | 36         |
| Victoria Shamrocks            | 21        | 15       | 6        | 0        | 254       | 179       | 30         |
| Nanaimo Timbermen             | 21        | 14       | 7        | 0        | 215       | 168       | 28         |
| Port Coquitlam Saints         | 21        | 10       | 10       | 1        | 194       | 214       | 21         |
| Burnaby Lakers                | 21        | 9        | 12       | 0        | 213       | 234       | 18         |
| New Westminster Salmonbellies | 21        | 6        | 15       | 0        | 174       | 209       | 12         |
| Delta Islanders               | 21        | 6        | 15       | 0        | 199       | 242       | 12         |
| Langley Thunder               | 21        | 5        | 15       | 1        | 144       | 229       | 11         |

**PLAYOFFS**

Coquitlam Adanacs defeated Port Coquitlam 3 games to 0 (11-5, 21-4, 14-7)

Victoria Shamrocks defeated Nanaimo Timbermen 3 games to 3 games to 0 (13-9, 16-12, 14-13 OT)

Coquitlam Adanacs defeated Victoria Shamrocks 4 games to 1 (10-8, 8-12, 10-2, 10-6, 14-7)

**MINTO CUP – CANADIAN JUNIOR CHAMPIONSHIP**

| PRELIMINARY ROUND-ROBIN | <u>GP</u> | <u>W</u> | <u>L</u> | <u>GF</u> | <u>GA</u> | <u>PTS</u> |
|-------------------------|-----------|----------|----------|-----------|-----------|------------|
| Burlington Blaze        | 3         | 3        | 0        | 29        | 21        | 6          |
| Coquitlam Adanacs       | 3         | 2        | 1        | 37        | 22        | 4          |
| Edmonton Miners         | 3         | 1        | 2        | 30        | 36        | 2          |
| Calgary Mountaineers    | 3         | 0        | 3        | 17        | 34        | 0          |

Coquitlam Adanacs defeated St. Albert Miners 11-6

Burlington Blaze defeated Coquitlam Adanacs 2 games to 0 (10-9 OT, 12-7)

**BURNABY LAKERS**  
*Burnaby Cablevision (1972-1991)*

|             |                             | GP        | W         | L        | T        | OL | GF         | GA         | PTS       |
|-------------|-----------------------------|-----------|-----------|----------|----------|----|------------|------------|-----------|
| 1972        | Burnaby Cablevision         | 24        | 11        | 13       | 0        |    | 275        | 277        | 22        |
| 1973        | Burnaby Cablevision         | 24        | 13        | 11       | 0        |    | 273        | 291        | 26        |
| 1974        | Burnaby Cablevision         | 24        | 20        | 4        | 0        |    | 425        | 297        | 40        |
| 1975        | Burnaby Cablevision         | 28        | 23        | 4        | 1        |    | 469        | 336        | 47        |
| 1976        | Burnaby Cablevision         | 28        | 18        | 8        | 2        |    | 445        | 359        | 38        |
| 1977        | Burnaby Cablevision         | 28        | 27        | 1        | 0        |    | 579        | 329        | 54        |
| 1978        | Burnaby Cablevision         | 24        | 20        | 3        | 1        |    | 387        | 260        | 41        |
| 1979        | Burnaby Cablevision         | 24        | 15        | 9        | 0        |    | 309        | 252        | 30        |
| 1980        | Burnaby Cablevision         | 24        | 12        | 11       | 1        |    | 297        | 262        | 25        |
| 1981        | Burnaby Cablevision         | 24        | 16        | 8        | 0        |    | 315        | 282        | 32        |
| 1982        | Burnaby Cablevision         | 24        | 20        | 4        | 0        |    | 341        | 284        | 40        |
| 1983        | Burnaby Cablevision         | 25        | 17        | 8        | 0        |    |            |            | 34        |
| 1984        | Burnaby Cablevision         | 25        | 18        | 7        | 0        |    | 383        | 289        | 36        |
| 1985        | Burnaby Cablevision         | 25        | 17        | 8        | 0        |    | 382        | 262        | 34        |
| 1986        | Burnaby Cablevision         | 25        | 13        | 11       | 1        |    | 404        | 292        | 27        |
| 1987        | Burnaby Cablevision         | 25        | 13        | 10       | 0        |    | 308        | 240        | 26        |
| 1988        | Burnaby Cablevision         | 23        | 11        | 12       | 0        |    |            |            | 22        |
| 1989        | Burnaby Cablevision         | 24        | 12        | 12       | 0        |    |            |            | 24        |
| 1990        | Burnaby Cablevision         | 25        | 16        | 8        | 1        |    |            |            | 33        |
| 1991        | Burnaby Cablevision         | 25        | 10        | 15       | 0        |    |            |            | 20        |
| 1992        | Burnaby Lakers              | 25        | 15        | 10       | 0        |    | 253        | 233        | 30        |
| 1993        | Burnaby Lakers              | 25        | 14        | 11       | 0        |    | 239        | 253        | 28        |
| 1994        | Burnaby Lakers              | 20        | 4         | 15       | 1        |    | 163        | 246        | 9         |
| 1995        | Burnaby Lakers              | 25        | 8         | 10       | 7        |    | 202        | 217        | 23        |
| 1996        | Burnaby Lakers              | 25        | 21        | 4        | 0        |    | 300        | 186        | 42        |
| 1997        | Burnaby Lakers              | 20        | 19        | 1        | 0        |    | 318        | 167        | 38        |
| 1998        | Burnaby Lakers              | 25        | 25        | 0        | 0        |    |            |            | 50        |
| 1999        | Burnaby Lakers              | 25        | 25        | 0        | 0        |    | 332        | 145        | 50        |
| <b>2000</b> | <b>Burnaby Lakers</b>       | <b>25</b> | <b>22</b> | <b>3</b> | <b>0</b> |    | <b>344</b> | <b>187</b> | <b>44</b> |
| <b>2001</b> | <b>Burnaby Lakers</b>       | <b>20</b> | <b>18</b> | <b>2</b> | <b>0</b> |    | <b>226</b> | <b>142</b> | <b>36</b> |
| <b>2002</b> | <b>Burnaby Lakers</b>       | <b>24</b> | <b>22</b> | <b>2</b> | <b>0</b> |    | <b>340</b> | <b>136</b> | <b>44</b> |
| <b>2003</b> | <b>Burnaby Lakers</b>       | <b>24</b> | <b>16</b> | <b>8</b> | <b>0</b> |    | <b>235</b> | <b>173</b> | <b>32</b> |
| <b>2004</b> | <b>Burnaby Lakers</b>       | <b>18</b> | <b>17</b> | <b>1</b> | <b>0</b> |    | <b>189</b> | <b>116</b> | <b>34</b> |
| <b>2005</b> | <b>Burnaby Lakers</b>       | <b>21</b> | <b>17</b> | <b>3</b> | <b>1</b> |    | <b>260</b> | <b>133</b> | <b>35</b> |
| <b>2006</b> | <b>Burnaby Lakers</b>       | <b>21</b> | <b>21</b> | <b>0</b> | <b>0</b> |    | <b>251</b> | <b>90</b>  | <b>42</b> |
| <b>2007</b> | <b>Burnaby Lakers</b>       | <b>21</b> | <b>19</b> | <b>2</b> | <b>0</b> |    | <b>241</b> | <b>111</b> | <b>38</b> |
| 2008        | Burnaby Lakers              | 21        | 12        | 9        | 0        |    | 165        | 137        | 24        |
| 2009        | Burnaby Lakers              | 21        | 11        | 10       | 0        |    | 205        | 210        | 22        |
| 2010        | Burnaby Lakers              | 21        | 9         | 10       | 2        |    | 160        | 176        | 20        |
| 2011        | Burnaby Lakers              | 21        | 5         | 16       | 0        |    | 186        | 243        | 10        |
| 2012        | Burnaby Lakers              | 21        | 3         | 18       | 0        |    | 140        | 241        | 6         |
| 2013        | Burnaby Lakers              | 21        | 1         | 20       | 0        |    | 131        | 364        | 2         |
| 2014        | Burnaby Lakers              | 21        | 5         | 15       | 1        |    | 179        | 243        | 11        |
| 2015        | Burnaby Lakers              | 21        | 4         | 17       | 0        |    | 182        | 279        | 8         |
| 2016        | Burnaby Lakers              | 21        | 3         | 18       | 0        |    | 150        | 255        | 6         |
| 2017        | Burnaby Lakers              | 21        | 4         | 15       | 1        | 1  | 163        | 262        | 9         |
| 2018        | Burnaby Lakers              | 21        | 2         | 18       | 1        |    | 156        | 246        | 5         |
| 2019        | Burnaby Lakers              | 21        | 6         | 15       | 0        |    | 158        | 251        | 12        |
| 2020        | <i>season cancelled</i>     |           |           |          |          |    |            |            |           |
| 2021        | Burnaby Lakers (exhibition) | 8         | 6         | 2        | 0        |    | 89         | 72         | 12        |
| 2022        | Burnaby Lakers              | 14        | 7         | 7        | 0        |    | 145        | 166        | 14        |
| 2023        | Burnaby Lakers              | 21        | 9         | 12       | 0        |    | 213        | 234        | 18        |



**COQUITLAM ADANACS**  
**Coquitlam J-Hawks (1972-1978)**

|             |                                | <u>GP</u> | <u>W</u>  | <u>L</u> | <u>T</u> | <u>OL</u> | <u>GF</u>  | <u>GA</u>  | <u>PTS</u> |
|-------------|--------------------------------|-----------|-----------|----------|----------|-----------|------------|------------|------------|
| 1972        | Coquitlam J-Hawks              | 24        | 11        | 12       | 1        |           | 286        | 284        | 23         |
| 1973        | Coquitlam J-Hawks              | 24        | 7         | 17       | 0        |           | 281        | 349        | 14         |
| 1974        | Coquitlam J-Hawks              | 24        | 5         | 19       | 0        |           | 285        | 408        | 10         |
| 1975        | Coquitlam J-Hawks              | 28        | 5         | 23       | 0        |           | 335        | 394        | 10         |
| 1976        | Coquitlam J-Hawks              | 28        | 5         | 22       | 1        |           | 361        | 503        | 11         |
| 1977        | Coquitlam J-Hawks              | 28        | 6         | 22       | 0        |           | 305        | 487        | 12         |
| 1978        | Coquitlam J-Hawks              | 24        | 4         | 19       | 1        |           | 253        | 381        | 9          |
| 1979        | Coquitlam Adanacs              | 24        | 9         | 15       | 0        |           | 251        | 267        | 18         |
| 1980        | Coquitlam Adanacs              | 24        | 12        | 12       | 1        |           | 274        | 290        | 23         |
| 1981        | Coquitlam Adanacs              | 24        | 16        | 8        | 0        |           | 320        | 280        | 32         |
| 1982        | Coquitlam Adanacs              | 24        | 6         | 18       | 0        |           | 301        | 361        | 12         |
| 1983        | Coquitlam Adanacs              | 25        | 12        | 13       | 0        |           |            |            | 24         |
| 1984        | Coquitlam Adanacs              | 25        | 7         | 18       | 0        |           | 304        | 378        | 14         |
| 1985        | Coquitlam Adanacs              | 25        | 13        | 12       | 0        |           | 323        | 317        | 26         |
| 1986        | Coquitlam Adanacs              | 25        | 19        | 6        | 0        |           | 371        | 250        | 38         |
| 1987        | Coquitlam Adanacs              | 25        | 22        | 3        | 0        |           | 379        | 224        | 44         |
| 1988        | Coquitlam Adanacs              | 23        | 18        | 5        | 0        |           |            |            | 36         |
| 1989        | Coquitlam Adanacs              | 24        | 11        | 13       | 0        |           |            |            | 22         |
| 1990        | Coquitlam Adanacs              | 25        | 14        | 10       | 1        |           |            |            | 29         |
| 1991        | Coquitlam Adanacs              | 25        | 18        | 6        | 1        |           |            |            | 37         |
| 1992        | Coquitlam Adanacs              | 25        | 18        | 7        | 0        |           | 296        | 231        | 36         |
| 1993        | Coquitlam Adanacs              | 25        | 14        | 11       | 0        |           | 245        | 215        | 28         |
| 1994        | Coquitlam Adanacs              | 20        | 12        | 8        | 0        |           | 207        | 186        | 24         |
| 1995        | Coquitlam Adanacs              | 25        | 11        | 10       | 4        |           | 229        | 241        | 26         |
| 1996        | Coquitlam Adanacs              | 25        | 12        | 13       | 0        |           | 266        | 322        | 24         |
| 1997        | Coquitlam Adanacs              | 20        | 10        | 10       | 0        |           | 189        | 200        | 20         |
| 1998        | Coquitlam Adanacs              | 25        | 10        | 15       | 0        |           |            |            | 20         |
| 1999        | Coquitlam Adanacs              | 25        | 1         | 23       | 1        |           | 187        | 315        | 3          |
| 2000        | Coquitlam Adanacs              | 25        | 7         | 18       | 0        |           | 205        | 285        | 14         |
| 2001        | Coquitlam Adanacs              | 20        | 8         | 12       | 0        |           | 169        | 203        | 16         |
| 2002        | Coquitlam Adanacs              | 24        | 5         | 19       | 0        |           | 174        | 305        | 10         |
| 2003        | Coquitlam Adanacs              | 24        | 16        | 8        | 0        |           | 223        | 193        | 32         |
| 2004        | Coquitlam Adanacs              | 18        | 9         | 8        | 1        |           | 155        | 154        | 19         |
| 2005        | Coquitlam Adanacs              | 21        | 9         | 12       | 0        |           | 165        | 165        | 18         |
| 2006        | Coquitlam Adanacs              | 21        | 11        | 10       | 0        |           | 192        | 134        | 22         |
| 2007        | Coquitlam Adanacs              | 21        | 16        | 5        | 0        |           | 209        | 110        | 32         |
| 2008        | Coquitlam Adanacs              | 21        | 17        | 4        | 0        |           | 199        | 122        | 34         |
| <b>2009</b> | <b>Coquitlam Adanacs</b>       | <b>21</b> | <b>20</b> | <b>1</b> | <b>0</b> |           | <b>257</b> | <b>153</b> | <b>40</b>  |
| <b>2010</b> | <b>Coquitlam Adanacs</b>       | <b>21</b> | <b>19</b> | <b>1</b> | <b>1</b> |           | <b>256</b> | <b>132</b> | <b>39</b>  |
| <b>2011</b> | <b>Coquitlam Adanacs</b>       | <b>21</b> | <b>21</b> | <b>0</b> | <b>0</b> |           | <b>289</b> | <b>131</b> | <b>42</b>  |
| <b>2012</b> | <b>Coquitlam Adanacs</b>       | <b>21</b> | <b>16</b> | <b>5</b> | <b>0</b> |           | <b>252</b> | <b>126</b> | <b>32</b>  |
| <b>2013</b> | <b>Coquitlam Adanacs</b>       | <b>21</b> | <b>17</b> | <b>4</b> | <b>0</b> |           | <b>242</b> | <b>151</b> | <b>34</b>  |
| <b>2014</b> | <b>Coquitlam Adanacs</b>       | <b>21</b> | <b>17</b> | <b>3</b> | <b>1</b> |           | <b>264</b> | <b>148</b> | <b>35</b>  |
| <b>2015</b> | <b>Coquitlam Adanacs</b>       | <b>21</b> | <b>20</b> | <b>1</b> | <b>0</b> |           | <b>290</b> | <b>125</b> | <b>40</b>  |
| 2016        | Coquitlam Adanacs              | 21        | 21        | 0        | 0        |           | 278        | 118        | 42         |
| <b>2017</b> | <b>Coquitlam Adanacs</b>       | <b>21</b> | <b>20</b> | <b>0</b> | <b>0</b> | <b>1</b>  | <b>268</b> | <b>136</b> | <b>40</b>  |
| <b>2018</b> | <b>Coquitlam Adanacs</b>       | <b>21</b> | <b>18</b> | <b>2</b> | <b>1</b> |           | <b>248</b> | <b>131</b> | <b>37</b>  |
| <b>2019</b> | <b>Coquitlam Adanacs</b>       | <b>21</b> | <b>17</b> | <b>4</b> | <b>0</b> |           | <b>229</b> | <b>132</b> | <b>34</b>  |
| 2020        | <i>season cancelled</i>        |           |           |          |          |           |            |            |            |
| 2021        | Coquitlam Adanacs (exhibition) | 9         | 6         | 3        | 0        |           | 81         | 67         | 12         |
| 2022        | Coquitlam Adanacs              | 14        | 9         | 5        | 0        |           | 148        | 101        | 18         |
| <b>2023</b> | <b>Coquitlam Adanacs</b>       | <b>21</b> | <b>18</b> | <b>3</b> | <b>0</b> |           | <b>231</b> | <b>149</b> | <b>36</b>  |

**NEW WESTMINSTER SALMONBELLIES**  
**Surrey Salmonbellies (1972-1974)**

|      |  | GP | W  | L  | T | OL | GF  | GA  | PTS |
|------|--|----|----|----|---|----|-----|-----|-----|
| 1972 | Surrey Salmonbellies                       | 24 | 9  | 15 | 0 |    | 260 | 324 | 18  |
| 1973 | Surrey Salmonbellies                       | 24 | 12 | 12 | 0 |    | 315 | 310 | 24  |
| 1974 | Surrey Salmonbellies                       | 24 | 11 | 13 | 0 |    | 331 | 313 | 22  |
| 1975 | New Westminster Salmonbellies              | 28 | 13 | 14 | 1 |    | 393 | 392 | 27  |
| 1976 | New Westminster Salmonbellies              | 28 | 15 | 13 | 0 |    | 390 | 383 | 30  |
| 1977 | New Westminster Salmonbellies              | 28 | 21 | 7  | 0 |    | 450 | 295 | 42  |
| 1978 | New Westminster Salmonbellies              | 24 | 18 | 6  | 0 |    | 384 | 304 | 36  |
| 1979 | New Westminster Salmonbellies              | 24 | 16 | 8  | 0 |    | 299 | 280 | 32  |
| 1980 | New Westminster Salmonbellies              | 24 | 17 | 7  | 0 |    | 308 | 269 | 34  |
| 1981 | New Westminster Salmonbellies              | 24 | 11 | 13 | 0 |    | 274 | 268 | 22  |
| 1982 | New Westminster Salmonbellies              | 24 | 15 | 9  | 0 |    | 310 | 282 | 30  |
| 1983 | New Westminster Salmonbellies              | 25 | 19 | 6  | 0 |    |     |     | 38  |
| 1984 | New Westminster Salmonbellies              | 25 | 23 | 2  | 0 |    | 491 | 247 | 46  |
| 1985 | New Westminster Salmonbellies              | 25 | 19 | 6  | 0 |    | 404 | 244 | 38  |
| 1986 | New Westminster Salmonbellies              | 25 | 10 | 14 | 1 |    | 317 | 359 | 21  |
| 1987 | New Westminster Salmonbellies              | 26 | 12 | 14 | 0 |    | 310 | 319 | 24  |
| 1988 | New Westminster Salmonbellies              | 23 | 6  | 17 | 0 |    |     |     | 12  |
| 1989 | New Westminster Salmonbellies              | 24 | 10 | 14 | 0 |    |     |     | 20  |
| 1990 | New Westminster Salmonbellies              | 25 | 5  | 20 | 0 |    |     |     | 10  |
| 1991 | New Westminster Salmonbellies              | 25 | 7  | 17 | 1 |    |     |     | 15  |
| 1992 | New Westminster Salmonbellies              | 25 | 10 | 14 | 1 |    | 215 | 232 | 21  |
| 1993 | New Westminster Salmonbellies              | 25 | 17 | 7  | 1 |    | 206 | 197 | 35  |
| 1994 | New Westminster Salmonbellies              | 20 | 13 | 7  | 0 |    | 192 | 155 | 26  |
| 1995 | New Westminster Salmonbellies              | 25 | 15 | 6  | 4 |    | 238 | 193 | 34  |
| 1996 | New Westminster Salmonbellies              | 25 | 14 | 10 | 1 |    | 256 | 267 | 29  |
| 1997 | New Westminster Salmonbellies              | 20 | 8  | 12 | 0 |    | 205 | 222 | 16  |
| 1998 | New Westminster Salmonbellies              | 25 | 6  | 19 | 0 |    |     |     | 12  |
| 1999 | New Westminster Salmonbellies              | 25 | 9  | 16 | 0 |    | 189 | 266 | 18  |
| 2000 | New Westminster Salmonbellies              | 25 | 4  | 21 | 0 |    | 182 | 341 | 8   |
| 2001 | New Westminster Salmonbellies              | 20 | 12 | 7  | 1 |    | 188 | 168 | 25  |
| 2002 | New Westminster Salmonbellies              | 24 | 15 | 9  | 0 |    | 212 | 197 | 30  |
| 2003 | New Westminster Salmonbellies              | 24 | 11 | 13 | 0 |    | 212 | 240 | 22  |
| 2004 | New Westminster Salmonbellies              | 18 | 5  | 12 | 1 |    | 137 | 156 | 11  |
| 2005 | New Westminster Salmonbellies              | 21 | 12 | 9  | 0 |    | 189 | 152 | 24  |
| 2006 | New Westminster Salmonbellies              | 21 | 15 | 6  | 0 |    | 218 | 150 | 30  |
| 2007 | New Westminster Salmonbellies              | 21 | 15 | 6  | 0 |    | 195 | 117 | 30  |
| 2008 | New Westminster Salmonbellies              | 21 | 15 | 6  | 0 |    | 206 | 138 | 30  |
| 2009 | New Westminster Salmonbellies              | 21 | 13 | 7  | 1 |    | 262 | 188 | 27  |
| 2010 | New Westminster Salmonbellies              | 21 | 16 | 3  | 2 |    | 212 | 136 | 34  |
| 2011 | New Westminster Salmonbellies              | 21 | 16 | 5  | 0 |    | 227 | 133 | 32  |
| 2012 | New Westminster Salmonbellies              | 21 | 14 | 6  | 1 |    | 193 | 140 | 29  |
| 2013 | New Westminster Salmonbellies              | 21 | 16 | 5  | 0 |    | 285 | 164 | 32  |
| 2014 | New Westminster Salmonbellies              | 21 | 20 | 1  | 0 |    | 308 | 145 | 40  |
| 2015 | New Westminster Salmonbellies              | 21 | 13 | 7  | 1 |    | 215 | 182 | 27  |
| 2016 | New Westminster Salmonbellies              | 21 | 14 | 7  | 0 |    | 254 | 165 | 28  |
| 2017 | New Westminster Salmonbellies              | 21 | 16 | 4  | 0 | 1  | 270 | 139 | 32  |
| 2018 | New Westminster Salmonbellies              | 21 | 15 | 6  | 0 |    | 232 | 160 | 30  |
| 2019 | New Westminster Salmonbellies              | 21 | 14 | 7  | 0 |    | 202 | 174 | 28  |
| 2020 | <i>season cancelled</i>                    |    |    |    |   |    |     |     |     |
| 2021 | New Westminster Salmonbellies (exhibition) | 8  | 3  | 5  | 0 |    | 64  | 77  | 6   |
| 2022 | New Westminster Salmonbellies              | 14 | 4  | 10 | 0 |    | 126 | 142 | 8   |
| 2023 | New Westminster Salmonbellies              | 21 | 6  | 15 | 0 |    | 174 | 209 | 12  |

**VICTORIA SHAMROCKS**

*Victoria MacDonald's Bread (1972-1978)*

*Victoria-Esquamalt Legion (1979-1990)*

*Victoria Eagles (1991-1996)*

|             |                                 | GP        | W         | L        | T        | OL | GF         | GA         | PTS       |
|-------------|---------------------------------|-----------|-----------|----------|----------|----|------------|------------|-----------|
| 1972        | Victoria MacDonald's Bread      | 24        | 13        | 10       | 1        |    | 265        | 232        | 27        |
| 1973        | Victoria MacDonald's Bread      | 24        | 20        | 4        | 0        |    | 312        | 220        | 40        |
| 1974        | Victoria MacDonald's Bread      | 24        | 13        | 11       | 0        |    | 323        | 324        | 26        |
| 1975        | Victoria MacDonald's Bread      | 28        | 18        | 9        | 1        |    | 447        | 385        | 37        |
| 1976        | Victoria MacDonald's Bread      | 28        | 21        | 6        | 1        |    | 485        | 324        | 43        |
| 1977        | Victoria MacDonald's Bread      | 28        | 13        | 15       | 0        |    | 407        | 437        | 26        |
| 1978        | Victoria MacDonald's Bread      | 24        | 9         | 15       | 0        |    | 304        | 325        | 18        |
| 1979        | Victoria-Esquamalt Legion       | 24        | 8         | 15       | 1        |    | 264        | 304        | 17        |
| 1980        | Victoria-Esquamalt Legion       | 24        | 7         | 17       | 0        |    | 275        | 297        | 14        |
| 1981        | Victoria-Esquamalt Legion       | 24        | 11        | 13       | 0        |    | 287        | 287        | 22        |
| 1982        | Victoria-Esquamalt Legion       | 24        | 14        | 10       | 0        |    | 284        | 256        | 28        |
| 1983        | Victoria-Esquamalt Legion       | 25        | 15        | 10       | 0        |    |            |            | 30        |
| 1984        | Victoria-Esquamalt Legion       | 25        | 16        | 9        | 0        |    | 366        | 276        | 32        |
| 1985        | Victoria-Esquamalt Legion       | 25        | 21        | 4        | 0        |    | 412        | 244        | 42        |
| 1986        | Victoria-Esquamalt Legion       | 25        | 23        | 2        | 0        |    | 481        | 201        | 46        |
| 1987        | Victoria-Esquamalt Legion       | 24        | 20        | 4        | 0        |    | 405        | 228        | 40        |
| 1988        | Victoria-Esquamalt Legion       | 23        | 20        | 3        | 0        |    |            |            | 40        |
| 1989        | Victoria-Esquamalt Legion       | 24        | 16        | 8        | 0        |    |            |            | 32        |
| 1990        | Victoria-Esquamalt Legion       | 25        | 15        | 10       | 0        |    |            |            | 30        |
| 1991        | Victoria Eagles                 | 25        | 18        | 5        | 2        |    |            |            | 38        |
| 1992        | Victoria Eagles                 | 25        | 13        | 11       | 1        |    | 238        | 233        | 27        |
| 1993        | Victoria Eagles                 | 25        | 14        | 11       | 0        |    | 260        | 222        | 28        |
| 1994        | Victoria Eagles                 | 20        | 10        | 10       | 0        |    | 191        | 179        | 20        |
| 1995        | Victoria Eagles                 | 25        | 8         | 16       | 1        |    | 205        | 241        | 17        |
| 1996        | Victoria Eagles                 | 25        | 4         | 21       | 0        |    | 202        | 332        | 8         |
| 1997        | Victoria Shamrocks              | 20        | 6         | 14       | 0        |    | 196        | 265        | 12        |
| 1998        | Victoria Shamrocks              | 25        | 8         | 17       | 0        |    |            |            | 16        |
| 1999        | Victoria Shamrocks              | 25        | 17        | 8        | 0        |    | 240        | 163        | 34        |
| 2000        | Victoria Shamrocks              | 25        | 20        | 5        | 0        |    | 311        | 155        | 40        |
| 2001        | Victoria Shamrocks              | 20        | 12        | 8        | 0        |    | 234        | 162        | 24        |
| 2002        | Victoria Shamrocks              | 24        | 19        | 4        | 1        |    | 286        | 170        | 39        |
| 2003        | Victoria Shamrocks              | 24        | 17        | 7        | 0        |    | 222        | 172        | 34        |
| 2004        | Victoria Shamrocks              | 18        | 11        | 5        | 2        |    | 146        | 124        | 24        |
| 2005        | Victoria Shamrocks              | 21        | 14        | 7        | 0        |    | 196        | 136        | 28        |
| 2006        | Victoria Shamrocks              | 21        | 11        | 10       | 0        |    | 193        | 156        | 22        |
| 2007        | Victoria Shamrocks              | 21        | 12        | 9        | 0        |    | 185        | 146        | 24        |
| <b>2008</b> | <b>Victoria Shamrocks</b>       | <b>21</b> | <b>16</b> | <b>5</b> | <b>0</b> |    | <b>182</b> | <b>112</b> | <b>32</b> |
| 2009        | Victoria Shamrocks              | 21        | 15        | 6        | 0        |    | 237        | 189        | 30        |
| 2010        | Victoria Shamrocks              | 21        | 11        | 9        | 1        |    | 190        | 183        | 23        |
| 2011        | Victoria Shamrocks              | 21        | 12        | 9        | 0        |    | 209        | 226        | 24        |
| 2012        | Victoria Shamrocks              | 21        | 9         | 12       | 0        |    | 209        | 197        | 18        |
| 2013        | Victoria Shamrocks              | 21        | 14        | 7        | 0        |    | 308        | 220        | 28        |
| 2014        | Victoria Shamrocks              | 21        | 12        | 8        | 1        |    | 225        | 214        | 25        |
| 2015        | Victoria Shamrocks              | 21        | 14        | 6        | 1        |    | 220        | 177        | 29        |
| 2016        | Victoria Shamrocks              | 21        | 9         | 12       | 0        |    | 223        | 243        | 18        |
| 2017        | Victoria Shamrocks              | 21        | 12        | 9        | 0        | 0  | 243        | 228        | 24        |
| 2018        | Victoria Shamrocks              | 21        | 13        | 7        | 1        |    | 255        | 202        | 27        |
| 2019        | Victoria Shamrocks              | 21        | 14        | 7        | 0        |    | 245        | 184        | 28        |
| 2020        | <i>season cancelled</i>         |           |           |          |          |    |            |            |           |
| 2021        | Victoria Shamrocks (exhibition) | 10        | 6         | 4        | 0        |    | 118        | 87         | 12        |
| <b>2022</b> | <b>Victoria Shamrocks</b>       | <b>14</b> | <b>11</b> | <b>3</b> | <b>0</b> |    | <b>168</b> | <b>109</b> | <b>22</b> |
| 2023        | Victoria Shamrocks              | 21        | 15        | 6        | 0        |    | 254        | 179        | 30        |

**LANGLEY THUNDER***South Fraser Stickmen (1990-2001; 2008)**Surrey Stickmen (2002-2007)*

|      |                              | <u>GP</u> | <u>W</u> | <u>L</u> | <u>T</u> | <u>OL</u> | <u>GF</u> | <u>GA</u> | <u>PTS</u> |
|------|------------------------------|-----------|----------|----------|----------|-----------|-----------|-----------|------------|
| 1990 | South Fraser Stickmen        | 25        | 3        | 22       | 0        |           |           |           | 6          |
| 1991 | South Fraser Stickmen        | 25        | 3        | 22       | 0        |           |           |           | 6          |
| 1992 | South Fraser Stickmen        | 25        | 15       | 10       | 0        |           | 300       | 257       | 30         |
| 1993 | South Fraser Stickmen        | 25        | 13       | 11       | 1        |           | 261       | 231       | 27         |
| 1994 | South Fraser Stickmen        | 20        | 10       | 9        | 1        |           | 216       | 205       | 21         |
| 1995 | South Fraser Stickmen        | 25        | 15       | 6        | 4        |           | 274       | 223       | 34         |
| 1996 | South Fraser Stickmen        | 25        | 9        | 15       | 1        |           | 276       | 304       | 19         |
| 1997 | South Fraser Stickmen        | 20        | 0        | 20       | 0        |           | 96        | 305       | 0          |
| 1998 | South Fraser Stickmen        | 25        | 11       | 13       | 1        |           |           |           | 23         |
| 1999 | South Fraser Stickmen        | 25        | 13       | 1        | 1        |           | 209       | 217       | 27         |
| 2000 | South Fraser Stickmen        | 25        | 7        | 17       | 1        |           | 212       | 285       | 15         |
| 2001 | South Fraser Stickmen        | 20        | 2        | 18       | 0        |           | 130       | 249       | 4          |
| 2002 | Surrey Stickmen              | 24        | 8        | 15       | 1        |           | 205       | 249       | 17         |
| 2003 | Surrey Stickmen              | 24        | 7        | 17       | 0        |           | 187       | 245       | 14         |
| 2004 | Surrey Stickmen              | 18        | 10       | 6        | 2        |           | 151       | 132       | 22         |
| 2005 | Surrey Stickmen              | 21        | 18       | 2        | 1        |           | 207       | 125       | 37         |
| 2006 | Surrey Stickmen              | 21        | 2        | 19       | 0        |           | 126       | 258       | 4          |
| 2007 | Surrey Stickmen              | 21        | 3        | 18       | 0        |           | 122       | 271       | 4          |
| 2008 | South Fraser Stickmen        | 21        | 1        | 20       | 0        |           | 114       | 223       | 2          |
| 2009 | Langley Thunder              | 21        | 1        | 19       | 1        |           | 153       | 278       | 3          |
| 2010 | Langley Thunder              | 21        | 2        | 19       | 0        |           | 144       | 278       | 4          |
| 2011 | Langley Thunder              | 21        | 6        | 14       | 1        |           | 166       | 213       | 13         |
| 2012 | Langley Thunder              | 21        | 12       | 9        | 0        |           | 206       | 203       | 24         |
| 2013 | Langley Thunder              | 21        | 14       | 7        | 0        |           | 228       | 188       | 28         |
| 2014 | Langley Thunder              | 21        | 5        | 15       | 1        |           | 164       | 240       | 11         |
| 2015 | Langley Thunder              | 21        | 5        | 13       | 3        |           | 187       | 252       | 13         |
| 2016 | Langley Thunder              | 21        | 9        | 12       | 0        |           | 183       | 217       | 18         |
| 2017 | Langley Thunder              | 21        | 12       | 7        | 0        | 2         | 218       | 184       | 24         |
| 2018 | Langley Thunder              | 21        | 10       | 10       | 1        |           | 205       | 207       | 21         |
| 2019 | Langley Thunder              | 21        | 12       | 9        | 0        |           | 230       | 196       | 24         |
| 2020 | <i>season cancelled</i>      |           |          |          |          |           |           |           |            |
| 2021 | Langley Thunder (exhibition) | 9         | 1        | 8        | 0        |           | 51        | 94        | 2          |
| 2022 | Langley Thunder              | 14        | 10       | 4        | 0        |           | 161       | 130       | 20         |
| 2023 | Langley Thunder              | 21        | 5        | 15       | 1        |           | 144       | 229       | 11         |

**PORT COQUITLAM SAINTS**

|      |                         | <u>GP</u> | <u>W</u> | <u>L</u> | <u>T</u> | <u>OL</u> | <u>GF</u> | <u>GA</u> | <u>PTS</u> |
|------|-------------------------|-----------|----------|----------|----------|-----------|-----------|-----------|------------|
| 1995 | Port Coquitlam Saints   | 25        | 6        | 14       | 5        |           | 238       | 274       | 17         |
| 1996 | Port Coquitlam Saints   | 25        | 13       | 13       | 0        |           | 299       | 272       | 26         |
| 1997 | Port Coquitlam Saints   | 20        | 17       | 3        | 0        |           | 300       | 145       | 34         |
| 1998 | Port Coquitlam Saints   | 25        | 14       | 10       | 1        |           |           |           | 29         |
| 1999 | Port Coquitlam Saints   | 25        | 8        | 15       | 2        |           | 185       | 236       | 18         |
| 2000 | Port Coquitlam Saints   | 25        | 14       | 10       | 1        |           | 212       | 213       | 29         |
| 2001 | Port Coquitlam Saints   | 20        | 7        | 12       | 1        |           | 159       | 182       | 15         |
| 2002 | Port Coquitlam Saints   | 24        | 2        | 22       | 0        |           | 175       | 304       | 4          |
| 2003 | Port Coquitlam Saints   | 24        | 9        | 15       | 0        |           | 189       | 226       | 18         |
| 2004 | Port Coquitlam Saints   | 18        | 7        | 11       | 0        |           | 151       | 155       | 14         |
| 2005 | Port Coquitlam Saints   | 21        | 7        | 14       | 0        |           | 177       | 210       | 14         |
| 2006 | Port Coquitlam Saints   | 21        | 14       | 7        | 0        |           | 193       | 163       | 28         |
| 2007 | Port Coquitlam Saints   | 21        | 9        | 12       | 0        |           | 170       | 166       | 18         |
| 2008 | Port Coquitlam Saints   | 21        | 10       | 11       | 0        |           | 171       | 185       | 20         |
| 2009 | Port Coquitlam Saints   | 21        | 6        | 14       | 1        |           | 221       | 265       | 13         |
| 2010 | Port Coquitlam Saints   | 21        | 3        | 16       | 2        |           | 144       | 237       | 8          |
| 2011 | Port Coquitlam Saints   | 21        | 3        | 18       | 0        |           | 151       | 223       | 6          |
| 2012 | Port Coquitlam Saints   | 21        | 11       | 10       | 0        |           | 163       | 178       | 22         |
| 2013 | Port Coquitlam Saints   | 21        | 7        | 13       | 1        |           | 188       | 251       | 15         |
| 2014 | Port Coquitlam Saints   | 21        | 2        | 18       | 1        |           | 144       | 274       | 5          |
| 2015 | Port Coquitlam Saints   | 21        | 5        | 15       | 1        |           | 160       | 218       | 11         |
| 2016 | Port Coquitlam Saints   | 21        | 11       | 10       | 0        |           | 184       | 177       | 22         |
| 2017 | Port Coquitlam Saints   | 21        | 13       | 8        | 0        | 0         | 235       | 172       | 26         |
| 2018 | Port Coquitlam Saints   | 21        | 13       | 6        | 2        |           | 213       | 182       | 28         |
| 2019 | Port Coquitlam Saints   | 21        | 4        | 17       | 0        |           | 158       | 219       | 8          |
| 2020 | <i>season cancelled</i> |           |          |          |          |           |           |           |            |

|      |                                    |    |    |    |   |  |     |     |    |
|------|------------------------------------|----|----|----|---|--|-----|-----|----|
| 2021 | Port Coquitlam Saints (exhibition) | 8  | 5  | 3  | 0 |  | 74  | 63  | 10 |
| 2022 | Port Coquitlam Saints              | 14 | 1  | 13 | 0 |  | 75  | 184 | 2  |
| 2023 | Port Coquitlam Saints              | 21 | 10 | 10 | 1 |  | 194 | 214 | 21 |

### DELTA ISLANDERS

|             |                              | <u>GP</u> | <u>W</u>  | <u>L</u> | <u>T</u> | <u>OL</u> | <u>GF</u>  | <u>GA</u>  | <u>PTS</u> |
|-------------|------------------------------|-----------|-----------|----------|----------|-----------|------------|------------|------------|
| 2002        | Delta Islanders              | 24        | 12        | 12       | 0        |           | 200        | 231        | 24         |
| 2003        | Delta Islanders              | 24        | 8         | 16       | 0        |           | 192        | 211        | 16         |
| 2004        | Delta Islanders              | 18        | 1         | 17       | 0        |           | 111        | 203        | 2          |
| 2005        | Delta Islanders              | 21        | 6         | 15       | 0        |           | 162        | 226        | 12         |
| 2006        | Delta Islanders              | 21        | 8         | 13       | 0        |           | 146        | 232        | 16         |
| 2007        | Delta Islanders              | 21        | 5         | 16       | 0        |           | 138        | 228        | 10         |
| 2008        | Delta Islanders              | 21        | 6         | 15       | 0        |           | 123        | 202        | 12         |
| 2009        | Delta Islanders              | 21        | 8         | 12       | 1        |           | 223        | 242        | 17         |
| 2010        | Delta Islanders              | 21        | 11        | 10       | 0        |           | 215        | 191        | 22         |
| 2011        | Delta Islanders              | 21        | 12        | 8        | 1        |           | 213        | 210        | 25         |
| 2012        | Delta Islanders              | 21        | 14        | 5        | 2        |           | 193        | 167        | 30         |
| 2013        | Delta Islanders              | 21        | 11        | 10       | 0        |           | 222        | 192        | 22         |
| 2014        | Delta Islanders              | 21        | 12        | 9        | 0        |           | 233        | 209        | 24         |
| 2015        | Delta Islanders              | 21        | 13        | 7        | 1        |           | 262        | 210        | 27         |
| <b>2016</b> | <b>Delta Islanders</b>       | <b>21</b> | <b>15</b> | <b>6</b> | <b>0</b> |           | <b>266</b> | <b>219</b> | <b>30</b>  |
| 2017        | Delta Islanders              | 21        | 4         | 17       | 0        | 0         | 160        | 283        | 8          |
| 2018        | Delta Islanders              | 20        | 6         | 14       | 0        |           | 173        | 254        | 12         |
| 2019        | Delta Islanders              | 21        | 3         | 18       | 0        |           | 163        | 253        | 6          |
| 2020        | <i>season cancelled</i>      |           |           |          |          |           |            |            |            |
| 2021        | Delta Islanders (exhibition) | 8         | 1         | 7        | 0        |           | 62         | 104        | 2          |
| 2022        | Delta Islanders              | 14        | 4         | 10       | 0        |           | 140        | 178        | 8          |
| 2023        | Delta Islanders              | 21        | 6         | 15       | 0        |           | 199        | 242        | 12         |

### NANAIMO TIMBERMEN

|      |                                | <u>GP</u> | <u>W</u> | <u>L</u> | <u>T</u> | <u>OL</u> | <u>GF</u> | <u>GA</u> | <u>PTS</u> |
|------|--------------------------------|-----------|----------|----------|----------|-----------|-----------|-----------|------------|
| 2005 | Nanaimo Timbermen              | 21        | 0        | 21       | 0        |           | 86        | 295       | 0          |
| 2006 | Nanaimo Timbermen              | 21        | 2        | 19       | 0        |           | 117       | 253       | 4          |
| 2007 | Nanaimo Timbermen              | 21        | 5        | 16       | 0        |           | 107       | 218       | 10         |
| 2008 | Nanaimo Timbermen              | 21        | 7        | 14       | 0        |           | 139       | 180       | 14         |
| 2009 | Nanaimo Timbermen              | 21        | 8        | 13       | 0        |           | 195       | 228       | 16         |
| 2010 | Nanaimo Timbermen              | 21        | 9        | 12       | 0        |           | 191       | 179       | 18         |
| 2011 | Nanaimo Timbermen              | 21        | 8        | 13       | 0        |           | 189       | 251       | 16         |
| 2012 | Nanaimo Timbermen              | 21        | 3        | 17       | 1        |           | 152       | 256       | 7          |
| 2013 | Nanaimo Timbermen              | 21        | 3        | 17       | 1        |           | 200       | 274       | 7          |
| 2014 | Nanaimo Timbermen              | 21        | 8        | 12       | 1        |           | 221       | 265       | 17         |
| 2015 | Nanaimo Timbermen              | 21        | 6        | 14       | 1        |           | 181       | 254       | 13         |
| 2016 | Nanaimo Timbermen              | 21        | 2        | 19       | 0        |           | 140       | 284       | 4          |
| 2017 | Nanaimo Timbermen              | 21        | 2        | 18       | 1        | 0         | 147       | 300       | 5          |
| 2018 | Nanaimo Timbermen              | 20        | 3        | 17       | 0        |           | 163       | 263       | 6          |
| 2019 | Nanaimo Timbermen              | 21        | 14       | 7        | 0        |           | 226       | 202       | 28         |
| 2020 | <i>season cancelled</i>        |           |          |          |          |           |           |           |            |
| 2021 | Nanaimo Timbermen (exhibition) | 10        | 7        | 3        | 0        |           | 103       | 78        | 14         |
| 2022 | Nanaimo Timbermen              | 14        | 10       | 4        | 0        |           | 158       | 111       | 20         |
| 2023 | Nanaimo Timbermen              | 21        | 14       | 7        | 0        |           | 215       | 168       | 28         |

## DEFUNCT CLUBS

### Richmond Roadrunners / Richmond Outlaws

|      |                      | <u>GP</u> | <u>W</u> | <u>L</u> | <u>T</u> | <u>GF</u> | <u>GA</u> | <u>PTS</u> |
|------|----------------------|-----------|----------|----------|----------|-----------|-----------|------------|
| 1972 | Richmond Roadrunners | 24        | 15       | 9        | 0        | 292       | 261       | 40         |
| 1973 | Richmond Roadrunners | 24        | 8        | 16       | 0        | 300       | 311       | 16         |
| 1974 | Richmond Roadrunners | 24        | 11       | 13       | 0        | 280       | 295       | 22         |
| 1975 | Richmond Roadrunners | 28        | 9        | 18       | 1        | 353       | 390       | 19         |
| 1976 | Richmond Roadrunners | 28        | 9        | 19       | 0        | 350       | 462       | 18         |
| 1977 | Richmond Roadrunners | 28        | 3        | 25       | 0        | 304       | 497       | 6          |
| 1978 | Richmond Roadrunners | 24        | 8        | 16       | 0        | 308       | 366       | 16         |
| 1979 | Richmond Roadrunners | 24        | 11       | 12       | 1        | 262       | 278       | 23         |
| 1980 | Richmond Roadrunners | 24        | 12       | 12       | 0        | 313       | 348       | 24         |
| 1981 | Richmond Roadrunners | 24        | 6        | 18       | 0        | 246       | 316       | 12         |
| 1982 | Richmond Roadrunners | 24        | 5        | 19       | 0        | 267       | 320       | 10         |
| 1983 | Richmond Roadrunners | 25        | 10       | 15       | 0        |           |           | 20         |
| 1984 | Richmond Roadrunners | 25        | 8        | 17       | 0        | 284       | 370       | 16         |
| 1985 | Richmond Roadrunners | 25        | 5        | 20       | 0        | 232       | 402       | 10         |
| 1986 | Richmond Roadrunners | 25        | 7        | 18       | 0        | 255       | 396       | 14         |
| 1987 | Richmond Roadrunners | 24        | 9        | 15       | 0        | 242       | 352       | 18         |
| 1988 | Richmond Roadrunners | 23        | 10       | 13       | 0        |           |           | 20         |
| 1989 | Richmond Roadrunners | 24        | 11       | 13       | 0        |           |           | 22         |
| 1990 | Richmond Outlaws     | 25        | 21       | 4        | 0        |           |           | 42         |
| 1991 | Richmond Outlaws     | 25        | 17       | 8        | 0        |           |           | 34         |
| 1992 | Richmond Outlaws     | 25        | 3        | 22       | 0        | 188       | 302       | 6          |
| 1993 | Richmond Outlaws     | 25        | 2        | 23       | 0        | 202       | 313       | 4          |

### Surrey Rebels

|      |               | <u>GP</u> | <u>W</u> | <u>L</u> | <u>T</u> | <u>GF</u> | <u>GA</u> | <u>PTS</u> |
|------|---------------|-----------|----------|----------|----------|-----------|-----------|------------|
| 1983 | Surrey Rebels | 25        | 2        | 23       | 0        |           |           | 4          |
| 1984 | Surrey Rebels | 25        | 3        | 22       | 0        | 242       | 510       | 6          |
| 1985 | Surrey Rebels | 25        | 0        | 25       | 0        | 210       | 494       | 0          |
| 1986 | Surrey Rebels | 25        | 2        | 23       | 0        | 190       | 525       | 4          |
| 1987 | Surrey Rebels | 24        | 2        | 22       | 0        | 212       | 434       | 4          |
| 1988 | Surrey Rebels | 15        | 0        | 15       | 0        |           |           | 0          |

### Edmonton Gold Bar Miners

|      |                          | <u>GP</u> | <u>W</u> | <u>L</u> | <u>T</u> | <u>GF</u> | <u>GA</u> | <u>PTS</u> |
|------|--------------------------|-----------|----------|----------|----------|-----------|-----------|------------|
| 1987 | Edmonton Gold Bar Miners | 12        | 1        | 11       | 0        | 114       | 408       | 2          |

**BRITISH COLUMBIA JUNIOR 'A' LACROSSE LEAGUE CHAMPIONS**

|      | <u>Champion</u>           | <u>Finalist</u>               |
|------|---------------------------|-------------------------------|
| 2000 | <b>Burnaby Lakers</b>     | Victoria Shamrocks            |
| 2001 | <b>Burnaby Lakers</b>     | Victoria Shamrocks            |
| 2002 | <b>Burnaby Lakers</b>     | Victoria Shamrocks            |
| 2003 | <b>Burnaby Lakers</b>     | Victoria Shamrocks            |
| 2004 | <b>Burnaby Lakers</b>     | Victoria Shamrocks            |
| 2005 | <b>Burnaby Lakers</b>     | Surrey Stickmen               |
| 2006 | <b>Burnaby Lakers</b>     | Port Coquitlam Saints         |
| 2007 | <b>Burnaby Lakers</b>     | Coquitlam Adanacs             |
| 2008 | <b>Victoria Shamrocks</b> | Burnaby Lakers                |
| 2009 | <b>Coquitlam Adanacs</b>  | New Westminster Salmonbellies |
| 2010 | <b>Coquitlam Adanacs</b>  | New Westminster Salmonbellies |
| 2011 | <b>Coquitlam Adanacs</b>  | New Westminster Salmonbellies |
| 2012 | <b>Coquitlam Adanacs</b>  | Delta Islanders               |
| 2013 | <b>Coquitlam Adanacs</b>  | New Westminster Salmonbellies |
| 2014 | <b>Coquitlam Adanacs</b>  | New Westminster Salmonbellies |
| 2015 | <b>Coquitlam Adanacs</b>  | Delta Islanders               |
| 2016 | <b>Delta Islanders</b>    | Coquitlam Adanacs             |
| 2017 | <b>Coquitlam Adanacs</b>  | New Westminster Salmonbellies |
| 2018 | <b>Coquitlam Adanacs</b>  | New Westminster Salmonbellies |
| 2019 | <b>Coquitlam Adanacs</b>  | Victoria Shamrocks            |
| 2020 | <i>no decision</i>        |                               |
| 2021 | <b>Coquitlam Adanacs*</b> | Burnaby Lakers                |
| 2022 | <b>Victoria Shamrocks</b> | Langley Thunder               |
| 2023 | <b>Coquitlam Adanacs</b>  | Victoria Shamrocks            |

\* NOTE: Exhibition series.

|   |                  |
|---|------------------|
| <b>BRITISH COLUMBIA SENIOR 'B' LACROSSE</b>   | <b>1929-1929</b> |
| <b>BRITISH COLUMBIA INTERMEDIATE LACROSSE</b> | <b>1930-1946</b> |
| <b>BRITISH COLUMBIA SENIOR 'B' LACROSSE</b>   | <b>1947-1969</b> |

**1929 BRITISH COLUMBIA SENIOR 'B' LACROSSE**

PAT HARTNEY CUP – BRITISH COLUMBIA SENIOR 'B' CHAMPIONSHIP  
 Richmond Farmers defeated Victoria Oaklands in two-game, total-goals series 18-5 (10-2, 8-3)

**1930 BRITISH COLUMBIA INTERMEDIATE LACROSSE**

LOWER MAINLAND PLAYOFFS  
 Richmond Farmers defeated New Westminster Minto Café 2 games to 1 (6-0, 1-4, 4-1)  
 PAT HARTNEY CUP – BRITISH COLUMBIA INTERMEDIATE CHAMPIONSHIP  
 Richmond Farmers defeated Victoria All-Stars in two-game, total-goals series (11-2, unknown)

**1931 BRITISH COLUMBIA INTERMEDIATE LACROSSE**

PAT HARTNEY CUP – BRITISH COLUMBIA INTERMEDIATE CHAMPIONSHIP  
 Series scheduled between Victoria and North Vancouver Squamish Indians cancelled

**1932 BRITISH COLUMBIA INTERMEDIATE LACROSSE**

LOWER MAINLAND & ISLAND PLAYOFFS  
 Vancouver Province Bluebirds defeated Victoria All-Stars 2 games to 0 (16-9, 9-5)  
 PAT HARTNEY CUP – BRITISH COLUMBIA INTERMEDIATE CHAMPIONSHIP  
 Vancouver Province Bluebirds defeated Vernon Home Gas in two-game, total-goals series 18-2 (8-1, 10-1)

**1933 BRITISH COLUMBIA INTERMEDIATE LACROSSE**

PAT HARTNEY CUP – BRITISH COLUMBIA INTERMEDIATE CHAMPIONSHIP  
 Vancouver Province Bluebirds defeated Chilliwack Indians 9-2

**1934 BRITISH COLUMBIA INTERMEDIATE LACROSSE**

PLAYOFFS  
 Sapperton Intermediates defeated Richmond Intermediates 11-9  
 PAT HARTNEY CUP – BRITISH COLUMBIA INTERMEDIATE CHAMPIONSHIP  
 New Westminster Reliable Furniture Redwings defeated Sapperton Intermediates 2 games to 0 (11-14, 11-9)

**1935 BRITISH COLUMBIA INTERMEDIATE LACROSSE**

New Westminster West End Gyros defeated Chilliwack Mustangs 8-3  
 PLAYOFFS  
 New Westminster Army & Navy defeated St. Helen's Olympics 2 games to 0 (11-4, 17-4)  
 HUGH STODDART MEMORIAL CUP  
 New Westminster Army & Navy defeated Point Grey 2 games to 0 (9-7, 15-9)  
 PAT HARTNEY CUP – BRITISH COLUMBIA INTERMEDIATE CHAMPIONSHIP  
 New Westminster Army & Navy defeated Richmond 12-2



**1936 BRITISH COLUMBIA INTERMEDIATE LACROSSE**

**HUGH STODDART MEMORIAL CUP**

Vancouver Munro Furs defeated White Rock 2 games to 0

Vancouver Munro Furs defeated Chilliwack Mustangs by default

**LOWER MAINLAND CHAMPIONSHIP**

Vancouver Munro Furs defeated Powell River 12-9

**1937 BRITISH COLUMBIA INTERMEDIATE LACROSSE**

**PAT HARTNEY CUP – BRITISH COLUMBIA INTERMEDIATE CHAMPIONSHIP**

Chilliwack Mustangs awarded trophy by British Columbia Amateur Lacrosse Association

**1938 BRITISH COLUMBIA INTERMEDIATE LACROSSE**

**PAT HARTNEY CUP – BRITISH COLUMBIA INTERMEDIATE CHAMPIONSHIP**

Kamloops Klippers defeated Powell River Lions 2 games to 1 (18-8, 18-19, 19-7)

**1939 BRITISH COLUMBIA INTERMEDIATE LACROSSE**

**PAT HARTNEY CUP – BRITISH COLUMBIA INTERMEDIATE CHAMPIONSHIP**

Powell River Lions defeated Pitt Meadows Wild Ducks (9-7)

**1940 BRITISH COLUMBIA INTERMEDIATE LACROSSE**

**PAT HARTNEY CUP – BRITISH COLUMBIA INTERMEDIATE CHAMPIONSHIP**

Pitt Meadows Wild Ducks defeated Kamloops Klippers 2 games to 0 (17-7, 11-5)

**1945 BRITISH COLUMBIA INTERMEDIATE LACROSSE**

**INTERMEDIATE SEMI-FINALS**

Ladner defeated New Westminster 2 games to 0 (13-8, 13-9)

**PAT HARTNEY CUP – BRITISH COLUMBIA INTERMEDIATE CHAMPIONSHIP**

Victoria Jokers defeated Ladner 2 games to 0 (18-13, 21-10)

**1946 BRITISH COLUMBIA INTERMEDIATE LACROSSE**

**INTERMEDIATE SEMI-FINALS**

New Westminster Renfrews defeated Cloverdale Surrey Tudor Inn 2 games to 1 (9-12, 12-11, 8-7)

Victoria Canadian Legion defeated Nanaimo Rummings 2 games to 0 (18-17, 14-7)

**PAT HARTNEY CUP – BRITISH COLUMBIA INTERMEDIATE CHAMPIONSHIP**

Victoria Canadian Legion defeated New Westminster Renfrews 2 games to 2 plus 1 default

**1947 BRITISH COLUMBIA SENIOR 'B' LACROSSE**

**PAT HARTNEY CUP – BRITISH COLUMBIA SENIOR 'B' CHAMPIONSHIP**

Victoria Canadian Legion defeated Vernon Tigers 2 games to 0 (VC-VT, 15-8)

**1948 BRITISH COLUMBIA SENIOR 'B' LACROSSE**

**PAT HARTNEY CUP – BRITISH COLUMBIA SENIOR 'B' CHAMPIONSHIP**

Spokane Dynamos defeated Nanaimo Palaces 2 games to 1 (15-18 OT, 10-9, 15-9)

**1949 BRITISH COLUMBIA SENIOR 'B' LACROSSE**

**PAT HARTNEY CUP – BRITISH COLUMBIA SENIOR 'B' CHAMPIONSHIP**

Nanaimo Native Sons defeated Trail Golden Bears 18-12

**1950 BRITISH COLUMBIA SENIOR 'B' LACROSSE**

PAT HARTNEY CUP – BRITISH COLUMBIA SENIOR 'B' CHAMPIONSHIP  
Nanaimo Native Sons defeated Kelowna Bruins 2 games to 1 plus 1 tie (9-12, 12-12 OT, 6-4, 8-5)

**1951 BRITISH COLUMBIA SENIOR 'B' LACROSSE**

PAT HARTNEY CUP – BRITISH COLUMBIA SENIOR 'B' CHAMPIONSHIP  
Kelowna Bruins defeated Richmond Farmers 2 games to 0 (14-5, 8-7)

**1952 BRITISH COLUMBIA SENIOR 'B' LACROSSE**

PAT HARTNEY CUP – BRITISH COLUMBIA SENIOR 'B' CHAMPIONSHIP  
Vernon Tigers defeated Victoria Foul Bay 2 games to 0 (15-13, 19-11)

**1953 BRITISH COLUMBIA SENIOR 'B' LACROSSE**

PAT HARTNEY CUP – BRITISH COLUMBIA SENIOR 'B' CHAMPIONSHIP  
Kelowna Bruins defeated Victoria Foul Bay 2 games to 0 (23-11, 14-8)

**1954 BRITISH COLUMBIA SENIOR 'B' LACROSSE**

PAT HARTNEY CUP – BRITISH COLUMBIA SENIOR 'B' CHAMPIONSHIP  
Rossland Redmen defeated Nanaimo Jets 2 games to 1 (14-8, 11-17, 13-8)

**1955 BRITISH COLUMBIA SENIOR 'B' LACROSSE**

PAT HARTNEY CUP – BRITISH COLUMBIA SENIOR 'B' CHAMPIONSHIP  
Rossland Redmen defeated Foul Bay (Victoria) Drakes 2 games to 1 (13-5, 8-10, 12-9)

**1956 BRITISH COLUMBIA SENIOR 'B' LACROSSE**

PAT HARTNEY CUP – BRITISH COLUMBIA SENIOR 'B' CHAMPIONSHIP  
Rossland Redmen defeated Foul Bay (Victoria) Drakes 2 games to 0 (9-7, 8-7 OT)

**1957 BRITISH COLUMBIA SENIOR 'B' LACROSSE**

PAT HARTNEY CUP – BRITISH COLUMBIA SENIOR 'B' CHAMPIONSHIP  
Foul Bay (Victoria) Island Tug defeated Rossland Redmen 2 games to 0 (6-5, 10-7)

**1958 BRITISH COLUMBIA SENIOR 'B' LACROSSE**

PAT HARTNEY CUP – BRITISH COLUMBIA SENIOR 'B' CHAMPIONSHIP  
Foul Bay (Victoria) Island Tug defeated Armstrong Shamrocks 2 games to 0 (13-7, 13-7)

**1959 BRITISH COLUMBIA SENIOR 'B' LACROSSE**

SENIOR 'B' SEMI-FINALS  
Armstrong-Okanagan All-Stars defeated Prince George Royalites 2 games to 1 (11-6, 11-17, 6-3)  
PAT HARTNEY CUP – BRITISH COLUMBIA SENIOR 'B' CHAMPIONSHIP  
Vancouver Calder Bluebirds defeated Armstrong-Okanagan All-Stars in two-game, total-goals series 24-18 (17-8, 7-10)

**1960 BRITISH COLUMBIA SENIOR 'B' LACROSSE**

PAT HARTNEY CUP – BRITISH COLUMBIA SENIOR 'B' CHAMPIONSHIP  
Foul Bay (Victoria) Tugmen defeated Armstrong Shamrocks in two-game, total-goals series 26-14 (13-5, 13-9)

**1961 BRITISH COLUMBIA SENIOR 'B' LACROSSE**

PAT HARTNEY CUP – BRITISH COLUMBIA SENIOR 'B' CHAMPIONSHIP  
Victoria Jokers awarded by default after Vernon Luckies refused to travel to Victoria

**1962 BRITISH COLUMBIA SENIOR 'B' LACROSSE**

PAT HARTNEY CUP – BRITISH COLUMBIA SENIOR 'B' CHAMPIONSHIP  
Nanaimo Volvos defeated Port Coquitlam 2 games to 1 (11-4, 4-6, 10-5)

**1963 BRITISH COLUMBIA SENIOR 'B' LACROSSE**

LOWER MAINLAND SEMI-FINALS  
Coquitlam Labatts defeated New Westminster Salmonbellies 2 games to 1 (9-5, X-X, 16-1)

LOWER MAINLAND FINALS  
Coquitlam Labatts defeated Vancouver Bluebirds 3 games to 1 (X-X, X-X, X-X, 9-6, 5-4)

PAT HARTNEY CUP – BRITISH COLUMBIA SENIOR 'B' CHAMPIONSHIP  
Coquitlam Labatts defeated Victoria Jokers 2 games to 1 (9-6, 7-8, 8-4)

**1964 BRITISH COLUMBIA SENIOR 'B' LACROSSE**

PAT HARTNEY CUP – BRITISH COLUMBIA SENIOR 'B' CHAMPIONSHIP  
Nanaimo Commercial Hotel defeated Vancouver Calder Bluebirds 2 games to 0 (14-7, 15-8)

**1965 BRITISH COLUMBIA SENIOR 'B' LACROSSE**

PAT HARTNEY CUP – BRITISH COLUMBIA SENIOR 'B' CHAMPIONSHIP  
Port Alberni Labatts defeated Nanaimo Luckies 3 games to 1 (7-9, 7-3, 8-7, 9-6)

**1966 BRITISH COLUMBIA SENIOR 'B' LACROSSE**

PAT HARTNEY CUP – BRITISH COLUMBIA SENIOR 'B' CHAMPIONSHIP  
Nanaimo Luckies defeated Port Alberni 3 games to 0 (29-10, 11-10, 11-4)

**1967 BRITISH COLUMBIA SENIOR 'B' LACROSSE**

PAT HARTNEY CUP – BRITISH COLUMBIA SENIOR 'B' CHAMPIONSHIP  
Nanaimo Luckies defeated Kamloops 2 games to 0 (12-7, 13-5)

**1968 BRITISH COLUMBIA SENIOR 'B' LACROSSE**

PAT HARTNEY CUP – BRITISH COLUMBIA SENIOR 'B' CHAMPIONSHIP  
Nanaimo O'Keefes defeated Vernon Blues 2 games to 0 (27-8, 15-7)

**1969 BRITISH COLUMBIA SENIOR 'B' LACROSSE**

PAT HARTNEY CUP – BRITISH COLUMBIA SENIOR 'B' CHAMPIONSHIP  
Nanaimo O'Keefes defeated Prince George Columbus Macs 2 games to 0 (20-5, 23-6)

| INTER-CITY SENIOR 'A' LACROSSE LEAGUE      | 1968-1969 |
|--|-----------|
| INTER-CITY SENIOR 'B' LACROSSE LEAGUE      | 1970-1972 |
| WEST COAST SENIOR 'B' LACROSSE ASSOCIATION | 1973-     |

|              |                                    |   |
|--------------|------------------------------------|---|
| 1968-1968    | Burnaby Villa Motor Inn            | <i>renamed Lougheeds</i>                        |
| 1968-1968    | Coquitlam Molsons                  | <i>transfered to New Westminster</i>            |
| 1968-1968    | North Shore Old Stylers / Indians  | <i>renamed Indians</i>                          |
| 1968-1968    | Surrey Dells                       | <i>renamed Riders</i>                           |
| 1969-1970    | Burnaby Lougheeds                  | <i>renamed Kokanees</i>                         |
| 1969-1973    | New Westminster Blues              | <i>renamed Rebels</i>                           |
| 1969-1972    | North Shore Indians                | <i>folded</i>                                   |
| 1969-1969    | Surrey Turf Hotel Riders           | <i>folded</i>                                   |
| 1969-1972    | Vancouver Killarney                | <i>renamed Totems</i>                           |
| 1971-1972    | Burnaby Kokanees                   | <i>renamed Columbians</i>                       |
| 1971-1971    | Port Coquitlam A's                 | <i>folded</i>                                   |
| 1972-1973    | Abbotsford MSA                     | <i>renamed Totems</i>                           |
| 1972-1974    | Nanaimo Labatts                    | <i>folded</i>                                   |
| 1973-1974    | Burnaby Columbians                 | <i>renamed Firefighters</i>                     |
| 1973-1973    | Vancouver Totems                   | <i>folded</i>                                   |
| 1974-1974    | Abbotsford Totems                  | <i>folded</i>                                   |
| 1974-1974    | New Westminster Rebels             | <i>renamed Mr. Sport Hotel</i>                  |
| 1974-1977    | North Shore Totems                 | <i>renamed Indians</i>                          |
| 1975-1975    | Burnaby Firefighters               | <i>renamed Kirby Klippers</i>                   |
| 1975-1978    | New Westminster Mr. Sport Hotel    | <i>renamed Whalers</i>                          |
| 1975-1975    | Port Coquitlam Chiefs              | <i>folded</i>                                   |
| 1976-1981    | Burnaby Kirby Klippers             | <i>folded</i>                                   |
| 1978-1979    | Abbotsford Braves                  | <i>renamed Extra Old Stockers</i>               |
| 1978-1993    | North Shore Indians                | <i>suspended operations</i>                     |
| 1978-1983    | Vancouver Disco Sports Blue Angels | <i>renamed East Vancouver Bluebirds</i>         |
| 1978-1978    | White Rock Titans                  | <i>renamed Hawks</i>                            |
| 1979-1980    | New Westminster Whalers            | <i>folded</i>                                   |
| 1979-1979    | White Rock Hawks                   | <i>folded</i>                                   |
| 1980-1981    | Abbotsford Extra Old Stockers      | <i>folded</i>                                   |
| <b>1981-</b> | <b>Ladner Pioneers</b>             |   |
| 1983-1985    | Port Coquitlam Whalers             | <i>renamed Kirby Klippers</i>                   |
| 1983-2004    | Surrey Rebels                      | <i>transferred to Abbotsford [Valley]</i>       |
| 1984-1986    | East Vancouver Bluebirds           | <i>folded</i>                                   |
| 1986-1987    | Port Coquitlam Kirby Klippers      | <i>renamed Eagles</i>                           |
| 1987-1988    | Burnaby Lakers                     | <i>renamed Cablevision</i>                      |
| 1987-1993    | Nanaimo Timbermen                  | <i>suspended operations</i>                     |
| 1988-1988    | Port Coquitlam Eagles              | <i>folded</i>                                   |
| 1989-1991    | Burnaby Cablevision                | <i>renamed Lakers</i>                           |
| 1989-2006    | Langley Knights                    | <i>transferred to New Westminster</i>           |
| 1989-1992    | Vancouver                          | <i>renamed Vancouver-Killarney</i>              |
| 1990-2001    | Port Coquitlam Saints              | <i>folded</i>                                   |
| 1992-1998    | Burnaby Lakers                     | <i>renamed Bandits</i>                          |
| 1993-1993    | Vancouver-Killarney Vipers         | <i>renamed Vancouver Vipers</i>                 |
| 1994-1998    | Vancouver Vipers                   | <i>renamed Burrards</i>                         |
| 1995-2021    | Nanaimo Timbermen                  | <i>suspended operations</i>                     |
| 1996-2016    | North Shore Indians                | <i>suspended operations</i>                     |
| 1999-1999    | Burnaby Bandits                    | <i>transferred to Abbotsford</i>                |
| 1999-2008    | Vancouver Burrards                 | <i>transferred to Burnaby</i>                   |
| 2000-2001    | Abbotsford Bandits                 | <i>transferred to Burnaby</i>                   |
| 2002-2002    | Burnaby Bandits                    | <i>transferred to Port Coquitlam [Tri-City]</i> |
| 2003-2015    | Tri-City Bandits                   | <i>renamed Coquitlam Adanacs</i>                |

|              |                                      |                                      |
|--------------|--------------------------------------|--------------------------------------|
| 2005-2019    | Valley Rebels                        | <i>folded</i>                        |
| 2007-2007    | New Westminster Knights              | <i>renamed Royal City Capitals</i>   |
| 2008-2010    | Burnaby Burrards                     | <i>folded</i>                        |
| 2008-2021    | Royal City Capitals                  | <i>renamed Salmonbellies</i>         |
| 2009-2011    | Chilliwack Mustangs                  | <i>folded</i>                        |
| 2009-2021    | Langley Warriors                     | <i>folded</i>                        |
| 2012-2015    | Port Moody Thunder                   | <i>folded</i>                        |
| 2016-2021    | Coquitlam Adanacs                    | <i>transferred to Port Coquitlam</i> |
| 2016-2019    | Victoria Wolves                      | <i>renamed Shamrocks</i>             |
| <b>2020-</b> | <b>North Shore Indians</b>           |                                      |
| <b>2020-</b> | <b>Victoria Shamrocks</b>            |                                      |
| <b>2022-</b> | <b>New Westminster Salmonbellies</b> |                                      |
| 2022-2022    | Port Coquitlam Saints                | <i>suspended operations</i>          |
| <b>2023-</b> | <b>Nanaimo Timbermen</b>             |                                      |

#### 1968 INTER-CITY SENIOR 'A' LACROSSE LEAGUE

|                                   | <u>GP</u> | <u>W</u> | <u>L</u> | <u>T</u> | <u>GF</u> | <u>GA</u> | <u>PTS</u> |
|-----------------------------------|-----------|----------|----------|----------|-----------|-----------|------------|
| Coquitlam Molsons*                | 15        | 10       | 4        | 1        | 211       | 126       | 21         |
| Surrey Dells                      | 16        | 11       | 5        | 0        | 154       | 149       | 22         |
| Burnaby Villa Motor Inn           | 13        | 7        | 5        | 1        | 150       | 108       | 15         |
| North Shore Old Stylers / Indians | 14        | 0        | 14       | 0        | 69        | 201       | 0          |

*Final standings incomplete due to missing scoresheets*

#### PLAYOFFS

Surrey Dells defeated Burnaby Villa Motor Inn 2 games to 0 (10-9, 11-9 OT)

Coquitlam Molsons defeated Surrey Dells 2 games to 0 (12-9, 16-7)

#### VANCOUVER ISLAND LACROSSE LEAGUE PLAYOFF

Nanaimo Luckies defeated Victoria Oldstylers 3 games to 0 (13-6, 14-8, 14-8)

#### KILMARNOCK CUP

Nanaimo Luckies defeated Coquitlam Molsons 2 games to 1 (10-5, 5-8, 7-6 2OT)

#### 1969 INTER-CITY SENIOR 'A' LACROSSE LEAGUE

|                               | <u>GP</u> | <u>W</u> | <u>L</u> | <u>T</u> | <u>GF</u> | <u>GA</u> | <u>PTS</u> |
|-------------------------------|-----------|----------|----------|----------|-----------|-----------|------------|
| New Westminster Labatt Blues* | 18        | 17       | 1        | 0        | 306       | 107       | 34         |
| Surrey Turf Hotel Riders      | 18        | 13       | 5        | 0        | 212       | 150       | 26         |
| Vancouver Killarney           | 18        | 8        | 10       | 1        | 148       | 191       | 16         |
| Burnaby Lougheeds             | 18        | 3        | 13       | 2        | 145       | 242       | 8          |
| North Shore Indians           | 18        | 2        | 14       | 2        | 120       | 219       | 6          |

#### PLAYOFFS

Surrey Turf Hotel Ryders defeated Burnaby Lougheeds 2 games to 0

New Westminster Labatt Blues defeated Vancouver Killarney 2 games to 0

#### KILMARNOCK CUP

New Westminster Labatt Blues defeated Surrey Turf Hotel Ryders 3 games to 0 (18-13, 16-7, 17-11)

### 1970 INTER-CITY SENIOR 'B' LACROSSE LEAGUE

|                       | <u>GP</u> | <u>W</u> | <u>L</u> | <u>T</u> | <u>GF</u> | <u>GA</u> | <u>PTS</u> |
|-----------------------|-----------|----------|----------|----------|-----------|-----------|------------|
| New Westminster Blues |           |          |          |          |           |           |            |
| Burnaby Lougheeds     |           |          |          |          |           |           |            |
| Vancouver Killarney   |           |          |          |          |           |           |            |
| North Shore Indians   |           |          |          |          |           |           |            |

#### PLAYOFFS

Burnaby Lougheeds defeated Vancouver Killarney 2 games to 0 (17-4, 12-10)

#### FINALS

New Westminster Blues defeated Burnaby Lougheeds 3 games to 2 (9-12, 10-9 OT, 17-7, 13-9, 14-10)

#### VANCOUVER ISLAND FINALS

Nanaimo Labatts defeated Nanaimo City 3 games to 1 (33-6, 21-8, 13-17 OT, 25-15)

#### BRITISH COLUMBIA SENIOR 'B' PROVINCIAL CHAMPIONSHIP

New Westminster Blues defeated Nanaimo Labatts 2 games to 1 (12-17, 13-5, 11-10)

### 1971 INTER-CITY SENIOR 'B' LACROSSE LEAGUE

|                       | <u>GP</u> | <u>W</u> | <u>L</u> | <u>T</u> | <u>GF</u> | <u>GA</u> | <u>PTS</u> |
|-----------------------|-----------|----------|----------|----------|-----------|-----------|------------|
| Burnaby Kokanees*     | 20        | 19       | 1        | 0        | 274       | 152       | 38         |
| New Westminster Blues | 20        | 13       | 7        | 0        | 267       | 202       | 26         |
| Vancouver Killarney   | 20        | 8        | 10       | 2        | 212       | 208       | 18         |
| Port Coquitlam A's    | 20        | 4        | 14       | 2        | 169       | 267       | 10         |
| North Shore Indians   | 20        | 4        | 16       | 0        | 143       | 234       | 8          |

#### BC PROVINCIAL SEMI-FINALS

Nanaimo Labatts defeated Prince George 33-18 (15-8, 18-10)

#### BRITISH COLUMBIA SENIOR 'B' PROVINCIAL CHAMPIONSHIP

Burnaby Kokanees defeated Nanaimo Labatts (16-4, 8-9\*, 0-0\*\*)

*\*protested; \*\*replay defaulted by Nanaimo*

### 1972 INTER-CITY SENIOR 'B' LACROSSE LEAGUE

|                        | <u>GP</u> | <u>W</u> | <u>L</u> | <u>T</u> | <u>GF</u> | <u>GA</u> | <u>PTS</u> |
|------------------------|-----------|----------|----------|----------|-----------|-----------|------------|
| Vancouver Killarney    | 20        | 16       | 3        | 1        | 247       | 157       | 33         |
| New Westminster Blues* | 20        | 14       | 6        | 0        | 266       | 183       | 28         |
| Nanaimo Labatts        | 20        | 8        | 9        | 3        | 244       | 216       | 19         |
| Burnaby Kokanees       | 20        | 8        | 11       | 1        | 203       | 216       | 17         |
| Abbotsford MSA         | 20        | 5        | 13       | 2        | 153       | 230       | 12         |
| North Shore Indians    | 20        | 4        | 13       | 3        | 155       | 252       | 11         |

#### PLAYOFFS

New Westminster Blues defeated Nanaimo Labatts 3 games to 1 (17-14, 12-13, 13-8, 15-15 OT\*, 11-7)

Burnaby Kokanees defeated Vancouver Killarney 3 games to 1 (6-12, 15-11, B-K, B-K)

*\*game called in overtime*

New Westminster Blues defeated Burnaby Kokanees 3 games to 0 (N-B, 15-7, 12-11)

### 1973 WEST COAST SENIOR LACROSSE ASSOCIATION

|                       | <u>GP</u> | <u>W</u> | <u>L</u> | <u>T</u> | <u>GF</u> | <u>GA</u> | <u>PTS</u> |
|-----------------------|-----------|----------|----------|----------|-----------|-----------|------------|
| New Westminster Blues | 16        | 12       | 3        | 1        | 193       | 143       | 25         |
| Nanaimo Labatts       | 16        | 10       | 5        | 1        | 215       | 156       | 21         |
| Vancouver Totems      | 16        | 7        | 7        | 2        | 150       | 153       | 16         |
| Burnaby Columbians    | 15        | 5        | 10       | 0        | 103       | 190       | 10         |
| Abbotsford MSA        | 16        | 4        | 12       | 0        | 103       | 188       | 8          |

#### BRITISH COLUMBIA SENIOR 'B' PROVINCIAL CHAMPIONSHIP

Prince George Molson Oldstylers defeated New Westminster Blues

**1974 WEST COAST SENIOR LACROSSE ASSOCIATION**

|                        | <u>GP</u> | <u>W</u> | <u>L</u> | <u>T</u> | <u>GF</u> | <u>GA</u> | <u>PTS</u> |
|------------------------|-----------|----------|----------|----------|-----------|-----------|------------|
| North Shore Totems     | 20        | 15       | 3        | 2        | 252       | 144       | 32         |
| New Westminster Rebels | 20        | 14       | 5        | 1        | 238       | 183       | 29         |
| Nanaimo Labatts        | 20        | 10       | 7        | 3        | 253       | 197       | 23         |
| Burnaby Columbians     | 20        | 7        | 10       | 3        | 212       | 235       | 17         |
| Abbotsford Totems      | 20        | 1        | 18       | 1        | 137       | 303       | 3          |

**1975 WEST COAST SENIOR LACROSSE ASSOCIATION**

|                                 | <u>GP</u> | <u>W</u> | <u>L</u> | <u>T</u> | <u>GF</u> | <u>GA</u> | <u>PTS</u> |
|---------------------------------|-----------|----------|----------|----------|-----------|-----------|------------|
| Port Coquitlam Chiefs*          | 18        | 17       | 1        | 0        | 266       | 114       | 34         |
| North Shore Totems              | 18        | 10       | 7        | 1        | 184       | 187       | 21         |
| Burnaby Firefighters            | 18        | 4        | 14       | 0        | 148       | 224       | 8          |
| New Westminster Mr. Sport Hotel | 18        | 3        | 14       | 1        | 119       | 210       | 7          |

**1976 WEST COAST SENIOR LACROSSE ASSOCIATION**

|                                 | <u>GP</u> | <u>W</u> | <u>L</u> | <u>T</u> | <u>GF</u> | <u>GA</u> | <u>PTS</u> |
|---------------------------------|-----------|----------|----------|----------|-----------|-----------|------------|
| New Westminster Mr. Sport Hotel |           |          |          |          |           |           |            |
| Burnaby Kirby Klippers*         |           |          |          |          |           |           |            |
| North Shore Totems              |           |          |          |          |           |           |            |

**PLAYOFFS**

Burnaby Kirby Klippers defeated North Shore Totems 3 games to 0 (B-N, B-N, 14-11)

Burnaby Kirby Klippers defeated New Westminster Mr. Sport Hotel

**1977 WEST COAST SENIOR LACROSSE ASSOCIATION**

|                                 | <u>GP</u> | <u>W</u> | <u>L</u> | <u>T</u> | <u>GF</u> | <u>GA</u> | <u>PTS</u> |
|---------------------------------|-----------|----------|----------|----------|-----------|-----------|------------|
| North Vancouver Totems          |           |          |          |          |           |           |            |
| New Westminster Mr. Sport Hotel |           |          |          |          |           |           |            |
| Burnaby Kirby Klippers          |           |          |          |          |           |           |            |

**1978 WEST COAST SENIOR LACROSSE ASSOCIATION**

|                                    | <u>GP</u> | <u>W</u> | <u>L</u> | <u>T</u> | <u>GF</u> | <u>GA</u> | <u>PTS</u> |
|------------------------------------|-----------|----------|----------|----------|-----------|-----------|------------|
| Burnaby Kirby Klippers*            | 20        | 17       | 3        | 0        | 355       | 191       | 34         |
| North Shore Indians                | 20        | 17       | 3        | 0        | 349       | 186       | 34         |
| White Rock Titans                  | 20        | 12       | 8        | 0        | 231       | 218       | 24         |
| Abbotsford Braves                  | 20        | 8        | 14       | 0        | 177       | 274       | 12         |
| Vancouver Disco Sports Blue Angels | 20        | 5        | 15       | 0        | 184       | 275       | 10         |
| New Westminster Mr. Sport Hotel    | 20        | 3        | 17       | 0        | 173       | 316       | 6          |

**1979 WEST COAST SENIOR LACROSSE ASSOCIATION**

|                                    | <u>GP</u> | <u>W</u> | <u>L</u> | <u>T</u> | <u>GF</u> | <u>GA</u> | <u>PTS</u> |
|------------------------------------|-----------|----------|----------|----------|-----------|-----------|------------|
| North Shore Indians*               | 20        | 19       | 1        | 0        | 381       | 132       | 38         |
| Burnaby Kirby Klippers             | 20        | 15       | 5        | 0        | 265       | 204       | 30         |
| New Westminster Whalers            | 20        | 12       | 8        | 0        | 259       | 247       | 24         |
| Vancouver Disco Sports Blue Angels | 20        | 7        | 13       | 0        | 199       | 242       | 14         |
| Abbotsford Braves                  | 20        | 5        | 15       | 0        | 170       | 288       | 10         |
| White Rock Hawks                   | 20        | 2        | 18       | 0        | 153       | 295       | 4          |

*White Rock Hawks suspended operations on July 10, 1979 due to money problems and defaulted their two remaining games*

**PLAYOFFS**

Burnaby Kirby Klippers defeated New Westminster Blue Whalers

North Shore Indians defeated Vancouver Disco Sports Blue Angels

North Shore Indians defeated Burnaby Kirby Klippers 3 games to 2

**1980 WEST COAST SENIOR LACROSSE ASSOCIATION**

|                                    | <u>GP</u> | <u>W</u> | <u>L</u> | <u>T</u> | <u>GF</u> | <u>GA</u> | <u>PTS</u> |
|------------------------------------|-----------|----------|----------|----------|-----------|-----------|------------|
| North Shore Indians                | 16        | 15       | 1        | 0        | 323       | 137       | 30         |
| Burnaby Kirby Klippers             | 16        | 8        | 7        | 1        | 191       | 169       | 17         |
| New Westminster Whalers            | 16        | 8        | 7        | 1        | 190       | 187       | 17         |
| Vancouver Disco Sports Blue Angels | 16        | 5        | 11       | 0        | 171       | 226       | 10         |
| Abbotsford Extra Old Stockers      | 16        | 3        | 13       | 0        | 103       | 250       | 6          |

**1981 WEST COAST SENIOR LACROSSE ASSOCIATION**

|                                    | <u>GP</u> | <u>W</u> | <u>L</u> | <u>T</u> | <u>GF</u> | <u>GA</u> | <u>PTS</u> |
|------------------------------------|-----------|----------|----------|----------|-----------|-----------|------------|
| North Shore Indians*               | 16        | 14       | 2        | 0        | 331       | 135       | 28         |
| Burnaby Kirby Klippers             | 16        | 11       | 5        | 0        | 243       | 195       | 22         |
| Ladner Pioneers                    | 16        | 8        | 7        | 1        | 212       | 201       | 17         |
| Vancouver Disco Sports Blue Angels | 16        | 6        | 9        | 1        | 208       | 206       | 13         |
| Abbotsford Extra Old Stockers      | 16        | 0        | 16       | 0        | 101       | 349       | 0          |

**1982 WEST COAST SENIOR LACROSSE ASSOCIATION**

|                                    | <u>GP</u> | <u>W</u> | <u>L</u> | <u>T</u> | <u>GF</u> | <u>GA</u> | <u>PTS</u> |
|------------------------------------|-----------|----------|----------|----------|-----------|-----------|------------|
| Ladner Pioneers                    |           |          |          |          |           |           |            |
| Vancouver Disco Sports Blue Angels |           |          |          |          |           |           |            |
| North Shore Indians                |           |          |          |          |           |           |            |

**1983 WEST COAST SENIOR LACROSSE ASSOCIATION**

|                                    | <u>GP</u> | <u>W</u> | <u>L</u> | <u>T</u> | <u>GF</u> | <u>GA</u> | <u>PTS</u> |
|------------------------------------|-----------|----------|----------|----------|-----------|-----------|------------|
| Ladner Pioneers                    |           |          |          |          |           |           |            |
| North Shore Indians                |           |          |          |          |           |           |            |
| Port Coquitlam Whalers             |           |          |          |          |           |           |            |
| Surrey Rebels                      |           |          |          |          |           |           |            |
| Vancouver Disco Sports Blue Angels |           |          |          |          |           |           |            |

**1984 WEST COAST SENIOR LACROSSE ASSOCIATION**

|                          | <u>GP</u> | <u>W</u> | <u>L</u> | <u>T</u> | <u>GF</u> | <u>GA</u> | <u>PTS</u> |
|--------------------------|-----------|----------|----------|----------|-----------|-----------|------------|
| Surrey Rebels            | 20        | 13       | 4        | 3        | 306       | 250       | 29         |
| North Shore Indians      | 20        | 13       | 5        | 2        | 324       | 241       | 28         |
| Ladner Pioneers          | 20        | 9        | 7        | 4        | 301       | 262       | 22         |
| East Vancouver Bluebirds | 20        | 5        | 14       | 1        | 220       | 310       | 11         |
| Port Coquitlam Whalers   | 20        | 4        | 14       | 2        | 247       | 315       | 10         |

**1985 WEST COAST SENIOR LACROSSE ASSOCIATION**

|                          | <u>GP</u> | <u>W</u> | <u>L</u> | <u>T</u> | <u>GF</u> | <u>GA</u> | <u>PTS</u> |
|--------------------------|-----------|----------|----------|----------|-----------|-----------|------------|
| North Shore Indians*     | 20        | 17       | 3        | 0        | 342       | 208       | 34         |
| Ladner Pioneers          | 20        | 16       | 3        | 1        | 276       | 221       | 33         |
| Surrey Rebels            | 20        | 9        | 11       | 0        | 250       | 227       | 18         |
| East Vancouver Bluebirds | 20        | 6        | 13       | 1        | 201       | 241       | 13         |
| Port Coquitlam Whalers   | 20        | 1        | 19       | 0        | 157       | 326       | 2          |

**1986 WEST COAST SENIOR LACROSSE ASSOCIATION**

|                               | <u>GP</u> | <u>W</u> | <u>L</u> | <u>T</u> | <u>GF</u> | <u>GA</u> | <u>PTS</u> |
|-------------------------------|-----------|----------|----------|----------|-----------|-----------|------------|
| Port Coquitlam Kirby Klippers | 20        | 13       | 6        | 1        | 248       | 210       | 27         |
| Surrey Rebels*                | 20        | 12       | 5        | 3        | 224       | 201       | 27         |
| North Shore Indians           | 20        | 11       | 7        | 2        | 235       | 234       | 24         |
| Ladner Pioneers               | 20        | 6        | 12       | 2        | 189       | 210       | 14         |
| East Vancouver Bluebirds      | 20        | 4        | 16       | 0        | 168       | 211       | 8          |



**1987 WEST COAST SENIOR LACROSSE ASSOCIATION**

|                               | <u>GP</u> | <u>W</u> | <u>L</u> | <u>T</u> | <u>GF</u> | <u>GA</u> | <u>PTS</u> |
|-------------------------------|-----------|----------|----------|----------|-----------|-----------|------------|
| Surrey Rebels*                | 20        | 14       | 5        | 1        | 241       | 195       | 29         |
| Ladner Pioneers               | 20        | 11       | 8        | 1        | 219       | 196       | 23         |
| North Shore Indians           | 20        | 10       | 9        | 1        | 245       | 269       | 21         |
| Nanaimo Timbermen             | 20        | 9        | 10       | 1        | 177       | 185       | 19         |
| Port Coquitlam Kirby Klippers | 20        | 7        | 12       | 1        | 199       | 196       | 15         |
| Burnaby Lakers                | 20        | 6        | 13       | 1        | 171       | 215       | 13         |

*Burnaby Lakers and Ladner Pioneers did not play their final two games against each other. Both teams awarded 2 points each in the standings*

**1988 WEST COAST SENIOR LACROSSE ASSOCIATION**

|                       | <u>GP</u> | <u>W</u> | <u>L</u> | <u>T</u> | <u>GF</u> | <u>GA</u> | <u>PTS</u> |
|-----------------------|-----------|----------|----------|----------|-----------|-----------|------------|
| Ladner Pioneers       | 20        | 16       | 4        | 0        | 240       | 150       | 32         |
| Nanaimo Timbermen     | 20        | 16       | 4        | 0        | 271       | 173       | 32         |
| Surrey Rebels*        | 20        | 13       | 7        | 0        | 229       | 180       | 26         |
| Burnaby Lakers        | 20        | 11       | 9        | 0        | 215       | 200       | 22         |
| North Shore Indians   | 20        | 2        | 18       | 0        | 162       | 302       | 4          |
| Port Coquitlam Eagles | 20        | 2        | 18       | 0        | 149       | 280       | 4          |

**1989 WEST COAST SENIOR LACROSSE ASSOCIATION**

|                     | <u>GP</u> | <u>W</u> | <u>L</u> | <u>T</u> | <u>GF</u> | <u>GA</u> | <u>PTS</u> |
|---------------------|-----------|----------|----------|----------|-----------|-----------|------------|
| Nanaimo Timbermen   | 24        | 18       | 6        | 0        | 282       | 177       | 36         |
| Ladner Pioneers     | 24        | 18       | 6        | 0        | 282       | 185       | 36         |
| Burnaby Cablevision | 24        | 15       | 9        | 0        | 247       | 217       | 30         |
| Langley Knights*    | 24        | 14       | 10       | 0        | 238       | 233       | 28         |
| Surrey Rebels       | 24        | 14       | 10       | 0        | 249       | 223       | 28         |
| North Shore Indians | 24        | 3        | 21       | 0        | 125       | 295       | 6          |
| Vancouver           | 24        | 2        | 22       | 0        | 176       | 305       | 4          |

**1990 WEST COAST SENIOR LACROSSE ASSOCIATION**

|                       | <u>GP</u> | <u>W</u> | <u>L</u> | <u>T</u> | <u>GF</u> | <u>GA</u> | <u>PTS</u> |
|-----------------------|-----------|----------|----------|----------|-----------|-----------|------------|
| Burnaby Cablevision   | 21        | 16       | 5        | 0        |           |           | 32         |
| Langley Knights       | 21        | 15       | 4        | 2        |           |           | 32         |
| Ladner Pioneers*      | 21        | 14       | 6        | 1        |           |           | 29         |
| Nanaimo Timbermen     | 21        | 14       | 7        | 0        |           |           | 28         |
| Surrey Rebels         | 21        | 11       | 9        | 1        |           |           | 23         |
| Vancouver             | 21        | 7        | 14       | 0        |           |           | 14         |
| North Shore Indians   | 21        | 3        | 18       | 1        |           |           | 0          |
| Port Coquitlam Saints | 21        | 2        | 19       | 0        |           |           | 4          |

**1991 WEST COAST SENIOR LACROSSE ASSOCIATION**

|                       | <u>GP</u> | <u>W</u> | <u>L</u> | <u>T</u> | <u>GF</u> | <u>GA</u> | <u>PTS</u> |
|-----------------------|-----------|----------|----------|----------|-----------|-----------|------------|
| Nanaimo Timbermen     | 21        | 18       | 3        | 0        |           |           | 36         |
| Ladner Pioneers*      | 21        | 15       | 5        | 1        |           |           | 31         |
| North Shore Indians   | 21        | 14       | 7        | 0        |           |           | 28         |
| Burnaby Cablevision   | 21        | 12       | 6        | 3        |           |           | 27         |
| Langley Knights       | 21        | 10       | 9        | 2        |           |           | 22         |
| Vancouver             | 21        | 5        | 15       | 1        |           |           | 11         |
| Surrey Rebels         | 21        | 4        | 16       | 1        |           |           | 9          |
| Port Coquitlam Saints | 21        | 1        | 18       | 2        |           |           | 4          |

**1992 WEST COAST SENIOR LACROSSE ASSOCIATION**

|                       | <u>GP</u> | <u>W</u> | <u>L</u> | <u>T</u> | <u>GF</u> | <u>GA</u> | <u>PTS</u> |
|-----------------------|-----------|----------|----------|----------|-----------|-----------|------------|
| North Shore Indians   | 21        | 16       | 5        | 0        |           |           | 32         |
| Ladner Pioneers       | 21        | 13       | 6        | 2        |           |           | 28         |
| Nanaimo Timbermen*    | 21        | 14       | 7        | 0        |           |           | 28         |
| Burnaby Lakers        | 21        | 13       | 7        | 1        |           |           | 27         |
| Surrey Rebels         | 21        | 9        | 12       | 0        |           |           | 18         |
| Langley Knights       | 21        | 7        | 12       | 2        |           |           | 16         |
| Port Coquitlam Saints | 21        | 6        | 13       | 2        |           |           | 14         |
| Vancouver Burrards    | 21        | 2        | 18       | 1        |           |           | 5          |

**1993 WEST COAST SENIOR LACROSSE ASSOCIATION**

|                            | <u>GP</u> | <u>W</u> | <u>L</u> | <u>T</u> | <u>GF</u> | <u>GA</u> | <u>PTS</u> |
|----------------------------|-----------|----------|----------|----------|-----------|-----------|------------|
| Burnaby Lakers             | 21        | 18       | 3        | 0        | 237       | 128       | 36         |
| North Shore Indians*       | 21        | 16       | 3        | 2        | 257       | 160       | 34         |
| Nanaimo Timbermen          | 21        | 14       | 7        | 0        | 237       | 175       | 28         |
| Ladner Pioneers            | 21        | 12       | 7        | 2        | 204       | 167       | 26         |
| Vancouver-Killarney Vipers | 21        | 6        | 11       | 4        | 176       | 207       | 16         |
| Surrey Rebels              | 21        | 7        | 14       | 0        | 174       | 223       | 14         |
| Langley Knights            | 21        | 3        | 16       | 2        | 154       | 254       | 8          |
| Port Coquitlam Saints      | 21        | 2        | 17       | 2        | 145       | 270       | 6          |

**1994 WEST COAST SENIOR LACROSSE ASSOCIATION**

|                       | <u>GP</u> | <u>W</u> | <u>L</u> | <u>T</u> | <u>GF</u> | <u>GA</u> | <u>PTS</u> |
|-----------------------|-----------|----------|----------|----------|-----------|-----------|------------|
| Ladner Pioneers       | 20        | 15       | 3        | 2        | 203       | 139       | 32         |
| Burnaby Lakers*       | 20        | 13       | 7        | 0        | 190       | 140       | 26         |
| Surrey Rebels         | 20        | 10       | 8        | 2        | 177       | 152       | 22         |
| Vancouver Vipers      | 20        | 7        | 8        | 5        | 172       | 181       | 19         |
| Port Coquitlam Saints | 20        | 8        | 11       | 1        | 159       | 168       | 17         |
| Langley Knights       | 20        | 1        | 17       | 2        | 135       | 210       | 4          |

**1995 WEST COAST SENIOR LACROSSE ASSOCIATION**

|                       | <u>GP</u> | <u>W</u> | <u>L</u> | <u>T</u> | <u>GF</u> | <u>GA</u> | <u>PTS</u> |
|-----------------------|-----------|----------|----------|----------|-----------|-----------|------------|
| Burnaby Lakers*       | 18        | 13       | 4        | 1        | 168       | 121       | 27         |
| Ladner Pioneers       | 18        | 12       | 4        | 2        | 167       | 115       | 26         |
| Nanaimo Timbermen     | 18        | 13       | 5        | 0        | 181       | 151       | 26         |
| Langley Knights       | 18        | 8        | 10       | 0        | 152       | 188       | 16         |
| Surrey Rebels         | 18        | 8        | 10       | 0        | 161       | 145       | 16         |
| Port Coquitlam Saints | 18        | 5        | 11       | 2        | 133       | 163       | 12         |
| Vancouver Vipers      | 18        | 1        | 16       | 1        | 110       | 189       | 3          |

**1996 WEST COAST SENIOR LACROSSE ASSOCIATION**

|                       | <u>GP</u> | <u>W</u> | <u>L</u> | <u>T</u> | <u>GF</u> | <u>GA</u> | <u>PTS</u> |
|-----------------------|-----------|----------|----------|----------|-----------|-----------|------------|
| Ladner Pioneers       | 21        | 17       | 2        | 2        |           |           | 36         |
| Nanaimo Timbermen     | 21        | 13       | 5        | 3        |           |           | 29         |
| Burnaby Lakers*       | 21        | 13       | 5        | 3        |           |           | 29         |
| Surrey Rebels         | 21        | 13       | 6        | 2        |           |           | 28         |
| Port Coquitlam Saints | 21        | 10       | 8        | 3        |           |           | 23         |
| Langley Knights       | 21        | 6        | 12       | 3        |           |           | 15         |
| Vancouver Vipers      | 21        | 2        | 19       | 0        |           |           | 4          |
| North Shore Indians   | 21        | 2        | 19       | 0        |           |           | 4          |

**PLAYOFFS**

Burnaby Lakers defeated Nanaimo Timbermen 3 games to 1 (B-N, 8-9 2OT, 14-8, 11-8)

Burnaby Lakers defeated Ladner Pioneers 4 games to 1 (9-8 OT, 11-5, 2-7, 10-9 2OT, 9-8)

**BRITISH COLUMBIA SENIOR 'B' PROVINCIALS**

Burnaby Lakers defeated Prince George Cap-Abilities Oldstylers in two-game, total-goals series 41-15 (20-10; 21-5)

**1997 WEST COAST SENIOR LACROSSE ASSOCIATION**

|                       | <u>GP</u> | <u>W</u> | <u>L</u> | <u>T</u> | <u>GF</u> | <u>GA</u> | <u>PTS</u> |
|-----------------------|-----------|----------|----------|----------|-----------|-----------|------------|
| Ladner Pioneers*      | 21        | 17       | 2        | 2        | 275       | 121       | 36         |
| Burnaby Lakers        | 21        | 15       | 4        | 2        | 218       | 153       | 32         |
| Surrey Rebels         | 21        | 13       | 7        | 1        | 154       | 149       | 27         |
| Nanaimo Timbermen     | 21        | 15       | 5        | 1        | 226       | 176       | 21         |
| Langley Knights       | 21        | 7        | 11       | 3        | 174       | 216       | 17         |
| Port Coquitlam Saints | 21        | 6        | 11       | 4        | 198       | 220       | 16         |
| North Shore Indians   | 21        | 3        | 15       | 3        | 194       | 271       | 9          |
| Vancouver Vipers      | 21        | 0        | 21       | 0        | 117       | 250       | 0          |

**PLAYOFFS**

Surrey Rebels defeated Port Coquitlam Saints 2 games to 0 (8-1, 12-8)

Nanaimo Timbermen defeated Langley Knights 2 games to 1 (12-13, 15-9, 11-10 OT)

Ladner Pioneers defeated Nanaimo Timbermen 3 games to 1 (6-10, 12-8, 13-3, 7-5)

Burnaby Lakers defeated Surrey Rebels 3 games to 0 (7-6, 15-4, 10-4)

Ladner Pioneers defeated Burnaby Lakers (10-9, 7-10, 10-3, *remainder unknown*)

**BRITISH COLUMBIA SENIOR 'B' PROVINCIALS**

Burnaby Lakers defeated Prince George Cap-Abilities Oldstylers in two-game, total-goals series 28-13 (18-8, 10-5)

**1998 WEST COAST SENIOR LACROSSE ASSOCIATION**

|                       | <u>GP</u> | <u>W</u> | <u>L</u> | <u>T</u> | <u>GF</u> | <u>GA</u> | <u>PTS</u> |
|-----------------------|-----------|----------|----------|----------|-----------|-----------|------------|
| Ladner Pioneers*      | 21        | 16       | 4        | 1        | 248       | 145       | 33         |
| North Shore Indians   | 21        | 13       | 8        | 0        | 242       | 196       | 26         |
| Nanaimo Timbermen     | 21        | 13       | 8        | 0        | 188       | 181       | 26         |
| Langley Knights       | 21        | 12       | 8        | 1        | 189       | 171       | 25         |
| Burnaby Lakers        | 21        | 10       | 8        | 3        | 160       | 152       | 23         |
| Surrey Rebels         | 21        | 9        | 10       | 2        | 161       | 176       | 20         |
| Port Coquitlam Saints | 21        | 7        | 14       | 0        | 187       | 217       | 14         |
| Vancouver Vipers      | 21        | 0        | 20       | 1        | 153       | 290       | 1          |

**1999 WEST COAST SENIOR LACROSSE ASSOCIATION**

|                       | <u>GP</u> | <u>W</u> | <u>L</u> | <u>T</u> | <u>GF</u> | <u>GA</u> | <u>PTS</u> |
|-----------------------|-----------|----------|----------|----------|-----------|-----------|------------|
| Langley Knights       | 21        | 15       | 5        | 1        | 211       | 144       | 31         |
| North Shore Indians*  | 21        | 15       | 6        | 0        | 266       | 143       | 30         |
| Burnaby Bandits       | 21        | 14       | 5        | 2        | 210       | 147       | 30         |
| Ladner Pioneers       | 21        | 13       | 8        | 0        | 207       | 138       | 26         |
| Nanaimo Timbermen     | 21        | 12       | 8        | 1        | 162       | 160       | 25         |
| Port Coquitlam Saints | 21        | 6        | 12       | 3        | 147       | 177       | 15         |
| Surrey Rebels         | 21        | 3        | 17       | 1        | 107       | 232       | 7          |
| Vancouver Burrards    | 21        | 2        | 19       | 0        | 107       | 276       | 4          |

**2000 WEST COAST SENIOR LACROSSE ASSOCIATION**

|                       | <u>GP</u> | <u>W</u> | <u>L</u> | <u>T</u> | <u>GF</u> | <u>GA</u> | <u>PTS</u> |
|-----------------------|-----------|----------|----------|----------|-----------|-----------|------------|
| North Shore Indians   | 21        | 19       | 2        | 0        | 236       | 103       | 38         |
| Ladner Pioneers       | 21        | 15       | 4        | 2        | 242       | 104       | 32         |
| Abbotsford Bandits    | 21        | 15       | 6        | 0        | 215       | 102       | 30         |
| Langley Knights*      | 21        | 12       | 8        | 1        | 187       | 145       | 24         |
| Nanaimo Timbermen     | 21        | 9        | 10       | 2        | 137       | 179       | 20         |
| Port Coquitlam Saints | 21        | 8        | 13       | 0        | 167       | 174       | 16         |
| Vancouver Burrards    | 21        | 1        | 18       | 2        | 85        | 272       | 4          |
| Surrey Rebels         | 21        | 0        | 18       | 3        | 85        | 272       | 3          |

**PLAYOFFS**

Abbotsford Bandits defeated Port Coquitlam Saints 2 games to 0 (14-3, 13-11 OT)

Langley Knights defeated Nanaimo Timbermen 2 games to 1 (5-4 OT, 6-14, 10-2)

Langley Knights defeated North Shore Indians 3 games to 0 (6-5, 6-5, 8-4)

Abbotsford Bandits defeated Ladner Pioneers 3 games to 2 (3-7, 13-8, 4-10\*, 5-6, 7-5)

*\*Abbotsford won game by default*

Langley Knights defeated Abbotsford Bandits 3 games to 2 (8-5 OT, 5-9, 3-4, 8-0, 9-6)

### 2001 WEST COAST SENIOR LACROSSE ASSOCIATION

|                       | <u>GP</u> | <u>W</u> | <u>L</u> | <u>T</u> | <u>GF</u> | <u>GA</u> | <u>PTS</u> |
|-----------------------|-----------|----------|----------|----------|-----------|-----------|------------|
| Ladner Pioneers       | 21        | 17       | 2        | 2        | 217       | 92        | 36         |
| Nanaimo Timbermen     | 21        | 16       | 4        | 1        | 189       | 149       | 33         |
| Abbotsford Bandits    | 21        | 12       | 4        | 5        | 206       | 148       | 29         |
| North Shore Indians*  | 21        | 9        | 10       | 2        | 181       | 187       | 20         |
| Port Coquitlam Saints | 21        | 6        | 10       | 5        | 145       | 173       | 17         |
| Langley Knights       | 21        | 5        | 11       | 5        | 146       | 194       | 15         |
| Surrey Rebels         | 21        | 4        | 11       | 6        | 155       | 197       | 14         |
| Vancouver Burrards    | 21        | 1        | 18       | 2        | 141       | 240       | 4          |

#### PLAYOFFS

Abbotsford Bandits defeated Langley Knights 2 games to 0 (10-6, 13-6)

North Shore Indians defeated Port Coquitlam Saints 2 games to 0 (17-7, 7-6)

North Shore Indians defeated Ladner Pioneers 3 games to 2 (6-7, 6-3, 10-6, 10-14, 9-4)

Abbotsford Bandits defeated Nanaimo Timbermen 3 games to 1 plus 1 tied game (4-12, 12-10 OT, 13-12 OT, 8-8 OT, 11-6)

North Shore Indians defeated Abbotsford Bandits 4 games to 0 (11-9, 9-5, 9-7, N-A)

### 2002 WEST COAST SENIOR LACROSSE ASSOCIATION

|                     | <u>GP</u> | <u>W</u> | <u>L</u> | <u>T</u> | <u>OL</u> | <u>GF</u> | <u>GA</u> | <u>PTS</u> |
|---------------------|-----------|----------|----------|----------|-----------|-----------|-----------|------------|
| North Shore Indians | 18        | 14       | 2        | 1        | 1         | 198       | 130       | 30         |
| Nanaimo Timbermen*  | 18        | 13       | 5        | 0        | 0         | 178       | 108       | 26         |
| Burnaby Bandits     | 18        | 12       | 5        | 1        | 0         | 165       | 129       | 25         |
| Ladner Pioneers     | 18        | 9        | 7        | 0        | 2         | 134       | 136       | 20         |
| Langley Knights     | 18        | 8        | 8        | 1        | 1         | 141       | 148       | 18         |
| Vancouver Burrards  | 18        | 4        | 14       | 0        | 0         | 116       | 207       | 8          |
| Surrey Rebels       | 18        | 1        | 15       | 1        | 1         | 113       | 187       | 4          |

#### PLAYOFFS

Burnaby Bandits defeated Vancouver Burrards 2 games to 0 (15-5, 15-8)

Ladner Pioneers defeated Langley Knights 2 games to 1 (8-9, 9-4, 10-2)

North Shore Indians defeated Ladner Pioneers 3 games to 1 (7-6, 8-7 OT, 10-13 OT, 10-7)

Nanaimo Timbermen defeated Burnaby Bandits 3 games to 1 (18-10, 6-8, 7-6, 13-7)

Nanaimo Timbermen defeated North Shore Indians 4 games to 0 (10-5, 9-7, 9-7, 16-10)

### 2003 WEST COAST SENIOR LACROSSE ASSOCIATION

|                     | <u>GP</u> | <u>W</u> | <u>L</u> | <u>T</u> | <u>OL</u> | <u>GF</u> | <u>GA</u> | <u>PTS</u> |
|---------------------|-----------|----------|----------|----------|-----------|-----------|-----------|------------|
| Tri-City Bandits    | 18        | 13       | 3        | 0        | 2         | 175       | 126       | 28         |
| Nanaimo Timbermen*  | 18        | 13       | 4        | 0        | 1         | 172       | 101       | 27         |
| Ladner Pioneers     | 18        | 11       | 5        | 0        | 2         | 147       | 119       | 24         |
| Langley Knights     | 18        | 8        | 8        | 0        | 2         | 128       | 144       | 18         |
| North Shore Indians | 18        | 8        | 9        | 0        | 1         | 160       | 166       | 17         |
| Vancouver Burrards  | 18        | 7        | 10       | 0        | 1         | 124       | 171       | 15         |
| Surrey Rebels       | 18        | 2        | 16       | 0        | 0         | 99        | 178       | 4          |

#### PLAYOFFS

Ladner Pioneers defeated Vancouver Burrards 2 games to 0 (9-5, 18-5)

North Shore Indians defeated Langley Knights 2 games to 1 (12-7, 8-18, 8-7 OT)

Tri-City Bandits defeated North Shore Indians 3 games to 0 (8-7, 11-7, 10-4)

Nanaimo Timbermen defeated Ladner Pioneers 3 games to 2 (9-11, 9-8, 15-4, 5-8, 8-4)

Nanaimo Timbermen defeated Tri-City Bandits 4 games to 1 (7-5, 8-6, 5-8, 11-5, 7-2)

**2004 WEST COAST SENIOR LACROSSE ASSOCIATION**

|                     | <u>GP</u> | <u>W</u> | <u>L</u> | <u>T</u> | <u>OL</u> | <u>GF</u> | <u>GA</u> | <u>PTS</u> |
|---------------------|-----------|----------|----------|----------|-----------|-----------|-----------|------------|
| Nanaimo Timbermen   | 18        | 16       | 2        | 0        | 0         | 216       | 102       | 32         |
| Ladner Pioneers*    | 18        | 15       | 3        | 0        | 0         | 160       | 123       | 30         |
| Langley Knights     | 18        | 11       | 7        | 0        | 0         | 135       | 124       | 22         |
| Tri-City Bandits    | 18        | 10       | 7        | 0        | 1         | 142       | 123       | 21         |
| North Shore Indians | 18        | 7        | 11       | 0        | 0         | 142       | 158       | 14         |
| Vancouver Burrards  | 18        | 2        | 14       | 0        | 2         | 115       | 191       | 6          |
| Surrey Rebels       | 18        | 2        | 16       | 0        | 0         | 95        | 184       | 4          |

**PLAYOFFS**

Langley Knights defeated Vancouver Burrards 2 games to 0 (9-2, 8-3)

Tri-City Bandits defeated North Shore Indians 2 games to 0 (7-4, 13-6)

Tri-City Bandits defeated Nanaimo Timbermen 3 games to 0 (8-7, 8-7, 6-5)

Ladner Pioneers defeated Langley Knights 3 games to 2 (12-10, 10-2, 6-7, 0-7, 9-4)

Ladner Pioneers defeated Tri-City Bandits 4 games to 3 (8-9, 8-4, 6-8, 4-6, 8-5, 6-5, 7-2)

**2005 WEST COAST SENIOR LACROSSE ASSOCIATION**

|                     | <u>GP</u> | <u>W</u> | <u>L</u> | <u>T</u> | <u>OL</u> | <u>GF</u> | <u>GA</u> | <u>PTS</u> |
|---------------------|-----------|----------|----------|----------|-----------|-----------|-----------|------------|
| Langley Knights     | 18        | 15       | 1        | 1        | 1         | 151       | 103       | 32         |
| Ladner Pioneers     | 18        | 11       | 6        | 0        | 1         | 161       | 124       | 23         |
| Tri-City Bandits*   | 18        | 11       | 7        | 0        | 0         | 186       | 127       | 22         |
| Valley Rebels       | 18        | 10       | 7        | 1        | 0         | 170       | 150       | 21         |
| North Shore Indians | 18        | 7        | 11       | 0        | 0         | 126       | 164       | 14         |
| Nanaimo Timbermen   | 18        | 5        | 13       | 0        | 0         | 116       | 137       | 10         |
| Vancouver Burrards  | 18        | 3        | 14       | 0        | 1         | 96        | 201       | 7          |

**PLAYOFFS**

Tri-City Bandits defeated Nanaimo Timbermen 2 games to 0 (15-5, 6-5)

Valley Rebels defeated North Shore Indians 2 games to 1 (5-1, 9-10, 9-8 OT)

Valley Rebels defeated Langley Knights 3 games to 1 (6-7, 8-3, 10-5, 7-5)

Tri-City Bandits defeated Ladner Pioneers 3 games to 1 (10-11 OT, 10-5, 10-5, 15-11)

Tri-City Bandits defeated Valley Rebels 3 games to 0 (9-3, 10-5, 12-6)

**2006 WEST COAST SENIOR LACROSSE ASSOCIATION**

|                     | <u>GP</u> | <u>W</u> | <u>L</u> | <u>T</u> | <u>OL</u> | <u>GF</u> | <u>GA</u> | <u>PTS</u> |
|---------------------|-----------|----------|----------|----------|-----------|-----------|-----------|------------|
| Tri-City Bandits*   | 18        | 16       | 2        | 0        | 0         | 184       | 115       | 32         |
| Ladner Pioneers     | 18        | 13       | 5        | 0        | 0         | 163       | 101       | 26         |
| North Shore Indians | 18        | 11       | 6        | 0        | 1         | 157       | 140       | 23         |
| Langley Knights     | 18        | 8        | 8        | 0        | 2         | 141       | 143       | 18         |
| Valley Rebels       | 18        | 7        | 10       | 0        | 1         | 105       | 135       | 15         |
| Nanaimo Timbermen   | 18        | 6        | 12       | 0        | 0         | 118       | 146       | 12         |
| Vancouver Burrards  | 18        | 2        | 16       | 0        | 0         | 113       | 201       | 4          |

**PLAYOFFS**

North Shore Indians defeated Nanaimo Timbermen 2 games to 0 (7-6, 5-4)

Langley Knights defeated Valley Rebels 2 games to 0 (7-6, 7-6)

Tri-City Bandits defeated Langley Knights 3 games to 0 (11-4, 9-4, 11-4)

Ladner Pioneers defeated North Shore Indians 3 games to 0 (7-2, 6-5, 8-7 OT)

Tri-City Bandits defeated Ladner Pioneers 3 games to 0 (11-6, 9-5, 11-8)

**2007 WEST COAST SENIOR LACROSSE ASSOCIATION**

|                         | <u>GP</u> | <u>W</u> | <u>L</u> | <u>T</u> | <u>OL</u> | <u>GF</u> | <u>GA</u> | <u>PTS</u> |
|-------------------------|-----------|----------|----------|----------|-----------|-----------|-----------|------------|
| Tri-City Bandits        | 18        | 14       | 4        | 0        | 0         | 167       | 101       | 28         |
| Ladner Pioneers*        | 18        | 13       | 5        | 0        | 0         | 138       | 102       | 26         |
| Nanaimo Timbermen       | 18        | 10       | 8        | 0        | 0         | 149       | 124       | 20         |
| New Westminster Knights | 18        | 10       | 8        | 0        | 0         | 133       | 140       | 20         |
| Valley Rebels           | 18        | 8        | 9        | 0        | 1         | 137       | 131       | 17         |
| North Shore Indians     | 18        | 5        | 13       | 0        | 0         | 107       | 167       | 10         |
| Vancouver Burrards      | 18        | 3        | 13       | 0        | 2         | 131       | 197       | 8          |

North Shore Indians defeated Nanaimo Timbermen 2 games to 1 (4-5, 15-6, 7-6 OT)

Valley Rebels defeated New Westminster Knights 2 games to 1 (10-9, 3-4, 7-6 2OT)

Tri-City Bandits defeated North Shore Indians 3 games to 0 (7-2, 12-3, 13-5)

Ladner Pioneers defeated Valley Rebels 3 games to 1 (7-5, 8-2, 7-11, 9-3)

Ladner Pioneers defeated Tri-City Bandits 3 games to 2 (8-4, 3-6, 6-7, 11-9, 8-3)

**2008 WEST COAST SENIOR LACROSSE ASSOCIATION**

|                     | <u>GP</u> | <u>W</u> | <u>L</u> | <u>T</u> | <u>OL</u> | <u>GF</u> | <u>GA</u> | <u>PTS</u> |
|---------------------|-----------|----------|----------|----------|-----------|-----------|-----------|------------|
| Tri-City Bandits*   | 18        | 14       | 2        | 1        | 1         | 150       | 106       | 30         |
| Ladner Pioneers     | 18        | 14       | 4        | 0        | 0         | 141       | 95        | 28         |
| Nanaimo Timbermen   | 18        | 10       | 6        | 0        | 2         | 142       | 119       | 22         |
| Valley Rebels       | 18        | 10       | 8        | 0        | 0         | 114       | 126       | 20         |
| Burnaby Burrards    | 18        | 9        | 7        | 0        | 2         | 154       | 115       | 20         |
| Royal City Capitals | 18        | 3        | 13       | 1        | 1         | 112       | 153       | 8          |
| North Shore Indians | 18        | 2        | 16       | 0        | 0         | 96        | 195       | 4          |

**PLAYOFFS**

Tri-City Bandits defeated Valley Rebels 4 to 0 (6-3, 8-0, 8-6, 5-4)

Ladner Pioneers defeated Nanaimo Timbermen 4 games to 0 (10-4, 13-6, 7-3, 10-5)

Tri-City Bandits defeated Ladner Pioneers 4 games to 0 (7-4, 9-6, 9-8, 6-3)

**2009 WEST COAST SENIOR LACROSSE ASSOCIATION**

|                     | <u>GP</u> | <u>W</u> | <u>L</u> | <u>T</u> | <u>OL</u> | <u>GF</u> | <u>GA</u> | <u>PTS</u> |
|---------------------|-----------|----------|----------|----------|-----------|-----------|-----------|------------|
| Ladner Pionners     | 16        | 14       | 2        | 0        | 0         | 225       | 91        | 28         |
| Burnaby Burrards    | 16        | 14       | 2        | 0        | 0         | 209       | 105       | 28         |
| Tri-City Bandits*   | 16        | 12       | 4        | 0        | 0         | 201       | 104       | 24         |
| Valley Rebels       | 16        | 10       | 5        | 0        | 1         | 175       | 113       | 21         |
| Nanaimo Timbermen   | 16        | 9        | 7        | 0        | 0         | 161       | 135       | 18         |
| Royal City Capitals | 16        | 7        | 8        | 0        | 1         | 163       | 123       | 15         |
| North Shore Indians | 16        | 4        | 12       | 0        | 0         | 126       | 208       | 8          |
| Chilliwack Mustangs | 16        | 2        | 14       | 0        | 0         | 75        | 244       | 4          |
| Langley Warriors    | 16        | 0        | 16       | 0        | 0         | 58        | 270       | 0          |

**PLAYOFFS**

Tri-City Bandits defeated Royal City Capitals 2 games to 0 (10-5, 10-7)

Nanaimo Timbermen defeated Valley Rebels 2 games to 0 (10-8, 8-5)

Ladner Pioneers defeated Nanaimo Timbermen 3 games to 1 (3-7, 13-6, 8-7 2OT, 8-4)

Tri-City Bandits defeated Burnaby Burrards 3 games to 0 (13-10, 12-5, 9-5)

Tri-City Bandits defeated Ladner Pioneers 4 games to 0 (8-5, 8-7 OT, 7-4, 8-7)

## 2010 WEST COAST SENIOR LACROSSE ASSOCIATION

|                     | <u>GP</u> | <u>W</u> | <u>L</u> | <u>T</u> | <u>OL</u> | <u>GF</u> | <u>GA</u> | <u>PTS</u> |
|---------------------|-----------|----------|----------|----------|-----------|-----------|-----------|------------|
| Burnaby Burrards    | 16        | 14       | 1        | 1        | 0         | 189       | 97        | 29         |
| Tri-City Bandits*   | 16        | 13       | 2        | 0        | 1         | 198       | 92        | 27         |
| Ladner Pioneers     | 16        | 12       | 3        | 1        | 0         | 213       | 100       | 25         |
| Nanaimo Timbermen   | 16        | 10       | 6        | 0        | 0         | 135       | 100       | 20         |
| Royal City Capitals | 16        | 8        | 8        | 0        | 0         | 191       | 146       | 16         |
| Valley Rebels       | 16        | 7        | 8        | 0        | 1         | 161       | 154       | 15         |
| North Shore Indians | 16        | 5        | 11       | 0        | 0         | 134       | 175       | 10         |
| Langley Warriors    | 16        | 2        | 14       | 0        | 0         | 94        | 252       | 4          |
| Chilliwack Mustangs | 16        | 0        | 16       | 0        | 0         | 64        | 263       | 0          |

### PLAYOFFS

Ladner Pioneers defeated Valley Rebels 2 games to 0 (12-4, 15-10)

Nanaimo Timbermen defeated Royal City Capitals 2 games to 0 (11-7, 14-6)

Nanaimo Timbermen defeated Burnaby Burrards 3 games to 0 (13-9, 13-9 OT, 12-10)

Tri-City Bandits defeated Ladner Pioneers 3 games to 1 (13-12, 7-5, 6-9, 14-9)

Tri-City Bandits defeated Nanaimo Timbermen 3 games to 1 (13-7, 6-8, 14-6, 7-6)

## 2011 WEST COAST SENIOR LACROSSE ASSOCIATION

|                     | <u>GP</u> | <u>W</u> | <u>L</u> | <u>T</u> | <u>OL</u> | <u>GF</u> | <u>GA</u> | <u>PTS</u> |
|---------------------|-----------|----------|----------|----------|-----------|-----------|-----------|------------|
| Ladner Pioneers     | 14        | 12       | 2        | 0        | 0         | 172       | 100       | 24         |
| Valley Rebels       | 14        | 10       | 3        | 0        | 1         | 157       | 101       | 21         |
| Tri-City Bandits*   | 14        | 10       | 4        | 0        | 0         | 149       | 80        | 20         |
| Nanaimo Timbermen   | 14        | 8        | 6        | 0        | 0         | 116       | 102       | 16         |
| Royal City Capitals | 14        | 8        | 6        | 0        | 0         | 141       | 113       | 16         |
| Langley Warriors    | 14        | 3        | 11       | 0        | 0         | 104       | 189       | 6          |
| North Shore Indians | 14        | 3        | 11       | 0        | 0         | 92        | 199       | 6          |
| Chilliwack Mustangs | 14        | 2        | 11       | 0        | 1         | 110       | 172       | 5          |

### PLAYOFFS

Ladner Pioneers defeated Chilliwack Mustangs 2 games to 0 (13-2, 10-6)

Valley Rebels defeated North Shore Indians 2 games to 0 (11-5, 12-6)

Tri-City Bandits defeated Langley Warriors 2 games to 0 (12-4, 12-0)

Nanaimo Timbermen defeated Royal City Capitals 2 games to 0 (10-8, 10-9)

Ladner Pioneers defeated Nanaimo Timbermen 3 games to 2 (9-4, 9-5, 6-9, 12-6, 7-3)

Tri-City Bandits defeated Valley Rebels 3 games to 1 (11-6, 8-9 2OT, 7-5, 10-6)

Tri-City Bandits defeated Ladner Pioneers 3 games to 1 (6-3, 5-11, 8-5, 15-5)

## 2012 WEST COAST SENIOR LACROSSE ASSOCIATION

|                     | <u>GP</u> | <u>W</u> | <u>L</u> | <u>T</u> | <u>OL</u> | <u>GF</u> | <u>GA</u> | <u>PTS</u> |
|---------------------|-----------|----------|----------|----------|-----------|-----------|-----------|------------|
| Tri-City Bandits*   | 20        | 15       | 4        | 0        | 1         | 221       | 132       | 31         |
| Valley Rebels       | 20        | 15       | 5        | 0        | 0         | 208       | 146       | 30         |
| Ladner Pioneers     | 20        | 13       | 6        | 0        | 1         | 223       | 154       | 27         |
| Nanaimo Timbermen   | 20        | 13       | 7        | 0        | 0         | 208       | 193       | 26         |
| Port Moody Thunder  | 20        | 11       | 8        | 0        | 1         | 189       | 162       | 23         |
| Royal City Capitals | 20        | 7        | 12       | 0        | 1         | 204       | 212       | 15         |
| North Shore Indians | 20        | 3        | 16       | 0        | 1         | 141       | 296       | 7          |
| Langley Warriors    | 20        | 3        | 17       | 0        | 0         | 158       | 257       | 6          |

### PLAYOFFS

Tri-City Bandits defeated Langley Warriors 2 games to 0 (18-5, 19-2)

Valley Rebels defeated North Shore Indians 2 games to 1 (18-8, 7-9, 15-6)

Ladner Pioneers defeated Royal City Capitals 2 games to 0 (9-5, 7-6 2OT)

Nanaimo Timbermen defeated Port Moody Thunder 2 games to 0 (11-8, 8-3)

Tri-City Bandits defeated Nanaimo Timbermen 2 games to 0 (12-8, 8-5 OT)

Valley Rebels defeated Ladner Pioneers 2 games to 1 (8-7, 3-13, 6-4)

Tri-City Bandits defeated Valley Rebels 3 games to 0 (10-8, 8-4 OT, 14-5)

### 2013 WEST COAST SENIOR LACROSSE ASSOCIATION

|                     | <u>GP</u> | <u>W</u> | <u>L</u> | <u>T</u> | <u>OL</u> | <u>GF</u> | <u>GA</u> | <u>PTS</u> |
|---------------------|-----------|----------|----------|----------|-----------|-----------|-----------|------------|
| Ladner Pioneers     | 14        | 11       | 3        | 0        | 0         | 152       | 99        | 22         |
| Nanaimo Timbermen   | 14        | 11       | 3        | 0        | 0         | 156       | 111       | 22         |
| Tri-City Bandits*   | 14        | 10       | 4        | 0        | 0         | 163       | 115       | 20         |
| Valley Rebels       | 14        | 8        | 6        | 0        | 0         | 153       | 145       | 16         |
| North Shore Indians | 14        | 5        | 7        | 1        | 1         | 134       | 174       | 12         |
| Port Moody Thunder  | 14        | 5        | 7        | 1        | 1         | 115       | 129       | 12         |
| Royal City Capitals | 14        | 3        | 8        | 0        | 3         | 150       | 183       | 9          |
| Langley Warriors    | 14        | 2        | 11       | 0        | 1         | 121       | 188       | 5          |

#### PLAYOFFS

Ladner Pioneers defeated Langley 2 games to 0 (16-7, 20-9)

Nanaimo Timbermen defeated Royal City Capitals by forfeit (1-0)

Tri-City Bandits defeated Port Moody Thunder 2 games to 1 (7-9, 7-5, 9-3)

Valley Rebels defeated North Shore Indians 2 games to 0 (13-7, 11-8)

Ladner Pioneers defeated Valley Rebels 3 games to 0 (10-7, 10-6, 11-10)

Tri-City Bandits defeated Nanaimo Timbermen 3 games to 0 (9-7, 11-3, 8-7 OT)

Tri-City Bandits defeated Ladner Pioneers 3 games to 2 (4-10, 9-8, 6-8, 12-6, 9-8)

### 2014 WEST COAST SENIOR LACROSSE ASSOCIATION

|                     | <u>GP</u> | <u>W</u> | <u>L</u> | <u>T</u> | <u>OL</u> | <u>GF</u> | <u>GA</u> | <u>PTS</u> |
|---------------------|-----------|----------|----------|----------|-----------|-----------|-----------|------------|
| Nanaimo Timbermen   | 18        | 15       | 2        | 1        | 0         | 203       | 126       | 31         |
| Tri-City Bandits*   | 18        | 15       | 3        | 0        | 0         | 208       | 112       | 30         |
| Ladner Pioneers     | 18        | 13       | 4        | 1        | 0         | 188       | 139       | 27         |
| Valley Rebels       | 18        | 9        | 9        | 0        | 0         | 164       | 142       | 18         |
| Royal City Capitals | 18        | 8        | 10       | 0        | 0         | 163       | 192       | 16         |
| North Shore Indians | 18        | 7        | 11       | 0        | 0         | 169       | 193       | 14         |
| Port Moody Thunder  | 18        | 5        | 12       | 0        | 1         | 129       | 200       | 11         |
| Langley Warriors    | 18        | 0        | 18       | 0        | 0         | 118       | 238       | 0          |

#### PLAYOFFS

North Shore Indians defeated Ladner Pioneers 2 games to 0 (12-11, 11-8)

Royal City Capitals defeated Valley Rebels 2 games to 1 (11-6, 8-12, 7-6)

Nanaimo Timbermen defeated North Shore Indians 3 games to 1 (10-5, 12-8, 9-10 OT, 11-6)

Tri-City Bandits defeated Royal City Capitals 3 games to 0 (11-5, 11-9, 8-7)

Tri-City Bandits defeated Nanaimo Timbermen 3 games to 0 (10-6, 11-3, 8-7)

### 2015 WEST COAST SENIOR LACROSSE ASSOCIATION

|                     | <u>GP</u> | <u>W</u> | <u>L</u> | <u>T</u> | <u>OL</u> | <u>GF</u> | <u>GA</u> | <u>PTS</u> |
|---------------------|-----------|----------|----------|----------|-----------|-----------|-----------|------------|
| Nanaimo Timbermen*  | 18        | 16       | 2        | 0        | 0         | 192       | 103       | 32         |
| Ladner Pioneers     | 18        | 15       | 2        | 1        | 0         | 171       | 113       | 31         |
| Royal City Capitals | 18        | 10       | 8        | 0        | 0         | 180       | 160       | 20         |
| Langley Warriors    | 18        | 10       | 8        | 0        | 0         | 143       | 145       | 20         |
| Tri-City Bandits    | 18        | 8        | 9        | 1        | 0         | 127       | 125       | 17         |
| Valley Rebels       | 18        | 6        | 12       | 0        | 0         | 115       | 170       | 12         |
| Port Moody Thunder  | 18        | 5        | 13       | 0        | 0         | 115       | 157       | 10         |
| North Shore Indians | 18        | 1        | 17       | 0        | 0         | 77        | 147       | 2          |

*Port Moody Thunder forfeited game to Nanaimo Timbermen on July 8, 2015*

*North Shore Indians forfeited their last 4 games to Tri-City Bandits, Port Moody Thunder, Valley Rebels, and Langley Warriors*

#### PLAYOFFS

Nanaimo Timbermen defeated Langley Warriors 3 games to 0 (12-4, 13-4, 20-6)

Ladner Pioneers defeated Royal City Capitals 3 games to 2 (12-9, 6-10, 8-5, 5-8, 11-10)

Nanaimo Timbermen defeated Ladner Pioneers 3 games to 0 (12-7, 11-4, 7-4)



**2016 WEST COAST SENIOR LACROSSE ASSOCIATION**

|                     | <u>GP</u> | <u>W</u> | <u>L</u> | <u>T</u> | <u>OL</u> | <u>GF</u> | <u>GA</u> | <u>PTS</u> |
|---------------------|-----------|----------|----------|----------|-----------|-----------|-----------|------------|
| Langley Warriors*   | 14        | 11       | 2        | 0        | 1         | 163       | 97        | 23         |
| Nanaimo Timbermen   | 14        | 9        | 4        | 0        | 1         | 151       | 126       | 19         |
| Ladner Pioneers     | 14        | 9        | 4        | 0        | 1         | 138       | 100       | 19         |
| Royal City Capitals | 14        | 8        | 6        | 0        | 0         | 142       | 158       | 16         |
| North Shore Indians | 14        | 7        | 7        | 0        | 0         | 167       | 153       | 14         |
| Victoria Wolves     | 14        | 6        | 7        | 0        | 1         | 134       | 138       | 13         |
| Coquitlam Adanacs   | 14        | 6        | 8        | 0        | 0         | 148       | 130       | 12         |
| Valley Rebels       | 14        | 0        | 14       | 0        | 0         | 82        | 223       | 0          |

**PLAYOFFS**

Ladner Pioneers defeated Victoria Wolves 2 games to 0 (10-7, 8-7)

North Shore Indians defeated Royal City Capitals 2 games to 1 (20-8, 8-9, 13-4)

Langley Warriors defeated North Shore Indians 3 games to 0 (12-1, 7-6, 6-4)

Nanaimo Timbermen defeated Ladner Pioneers 3 games to 1 (7-10, 11-6, 6-3, 11-8 OT)

Langley Warriors defeated Nanaimo Timbermen 3 games to 0 (7-4, 6-3, 10-4)

**2017 WEST COAST SENIOR LACROSSE ASSOCIATION**

|                     | <u>GP</u> | <u>W</u> | <u>L</u> | <u>T</u> | <u>OL</u> | <u>GF</u> | <u>GA</u> | <u>PTS</u> |
|---------------------|-----------|----------|----------|----------|-----------|-----------|-----------|------------|
| Ladner Pioneers*    | 14        | 11       | 3        | 0        | 0         | 158       | 94        | 22         |
| Royal City Capitals | 14        | 9        | 5        | 0        | 0         | 148       | 106       | 18         |
| Langley Warriors    | 14        | 8        | 5        | 0        | 1         | 148       | 120       | 17         |
| Victoria Wolves     | 14        | 8        | 5        | 0        | 1         | 119       | 120       | 17         |
| Nanaimo Timbermen   | 14        | 7        | 6        | 0        | 1         | 143       | 132       | 15         |
| Coquitlam Adanacs   | 14        | 5        | 8        | 0        | 1         | 102       | 143       | 11         |
| Valley Rebels       | 14        | 1        | 13       | 0        | 0         | 71        | 174       | 2          |

**PLAYOFFS**

Langley Warriors defeated Coquitlam Adanacs 2 games to 0 (12-6, 11-7)

Nanaimo Timbermen defeated Victoria Wolves 2 games to 0 (15-8, 10-4)

Ladner Pioneers defeated Nanaimo Timbermen 3 games to 0 (8-6, 17-8, 24-8)

Royal City Capitals defeated Langley Warriors 3 games to 1 (9-8 OT, 7-10, 12-7, 7-2)

Ladner Pioneers defeated Royal City Capitals 3 games to 2 (9-8, 7-14, 6-8, 13-4, 10-4)

**2018 WEST COAST SENIOR LACROSSE ASSOCIATION**

|                     | <u>GP</u> | <u>W</u> | <u>L</u> | <u>T</u> | <u>OL</u> | <u>GF</u> | <u>GA</u> | <u>PTS</u> |
|---------------------|-----------|----------|----------|----------|-----------|-----------|-----------|------------|
| Nanaimo Timbermen*  | 18        | 15       | 3        | 0        | 0         | 192       | 111       | 30         |
| Ladner Pioneers     | 18        | 12       | 6        | 0        | 0         | 211       | 149       | 24         |
| Coquitlam Adanacs   | 18        | 10       | 6        | 1        | 1         | 148       | 147       | 22         |
| Victoria Wolves     | 18        | 10       | 7        | 1        | 0         | 155       | 143       | 21         |
| Langley Warriors    | 18        | 9        | 8        | 0        | 1         | 161       | 154       | 19         |
| Royal City Capitals | 18        | 5        | 13       | 0        | 0         | 135       | 167       | 10         |
| Valley Rebels       | 18        | 0        | 17       | 0        | 1         | 103       | 234       | 1          |

**PLAYOFFS**

Coquitlam Adanacs defeated Royal City Outlaws 2 games to 1 (7-6, 6-9, 9-8)

Victoria Wolves defeated Langley Warriors 2 games to 0 (14-8, 9-5)

Nanaimo Timbermen defeated Victoria Wolves 3 games to 1 (10-7, 10-9, 9-12, 11-8)

Ladner Pioneers defeated Coquitlam Adanacs 3 games to 0 (9-5, 11-10, 12-7)

Nanaimo Timbermen defeated Ladner Pioneers 2 games to 1 (4-7, 12-11 OT, 14-13 OT)

## 2019 WEST COAST SENIOR LACROSSE ASSOCIATION

|                     | <u>GP</u> | <u>W</u> | <u>L</u> | <u>T</u> | <u>OL</u> | <u>GF</u> | <u>GA</u> | <u>PTS</u> |
|---------------------|-----------|----------|----------|----------|-----------|-----------|-----------|------------|
| Ladner Pioneers*    | 18        | 16       | 2        | 0        | 0         | 239       | 107       | 32         |
| Coquitlam Adanacs   | 18        | 12       | 5        | 1        | 0         | 147       | 132       | 25         |
| Nanaimo Timbermen   | 18        | 11       | 6        | 1        | 0         | 177       | 129       | 23         |
| Victoria Wolves     | 18        | 10       | 6        | 1        | 1         | 176       | 141       | 22         |
| Langley Warriors    | 18        | 6        | 10       | 2        | 0         | 147       | 167       | 14         |
| Royal City Capitals | 18        | 5        | 12       | 1        | 0         | 127       | 170       | 11         |
| Valley Rebels       | 18        | 0        | 18       | 0        | 0         | 37        | 204       | 0          |

*Valley Rebels forfeited their last 5 games to Coquitlam Adanacs, Ladner Pioneers, Nanaimo Timbermen, and Royal City Capitals*

### PLAYOFFS

Nanaimo Timbermen defeated Royal City Capitals 2 games to 0 (14-7, 9-2)

Victoria Wolves defeated Langley Warriors 2 games to 0 (10-9, 11-7)

Ladner Pioneers defeated Victoria Wolves 3 games to 0 (10-4, 11-6, 18-4)

Nanaimo Timbermen defeated Coquitlam Adanacs 3 games to 1 (14-8, 7-5, 8-11, 12-10)

Ladner Pioneers defeated Nanaimo Timbermen 3 games to 0 (9-8, 12-9, 14-6)

## 2020 WEST COAST SENIOR LACROSSE ASSOCIATION

*West Coast Senior Lacrosse Association season cancelled on May 21, 2020 due to the COVID-19 coronavirus pandemic*

## 2022 WEST COAST SENIOR LACROSSE ASSOCIATION

|                               | <u>GP</u> | <u>W</u> | <u>L</u> | <u>T</u> | <u>OL</u> | <u>GF</u> | <u>GA</u> | <u>PTS</u> |
|-------------------------------|-----------|----------|----------|----------|-----------|-----------|-----------|------------|
| Ladner Pioneers*              | 16        | 16       | 0        | 0        | 0         | 226       | 70        | 32         |
| North Shore Indians           | 16        | 10       | 6        | 0        | 0         | 154       | 129       | 20         |
| Port Coquitlam Saints         | 16        | 6        | 10       | 0        | 0         | 99        | 148       | 12         |
| Victoria Shamrocks            | 16        | 5        | 10       | 0        | 1         | 122       | 150       | 11         |
| New Westminster Salmonbellies | 16        | 3        | 12       | 0        | 1         | 76        | 180       | 7          |

### PLAYOFFS

North Shore defeated Victoria Shamrocks 2 games to 0 (8-5, 17-7)

Ladner Pioneers defeated North Shore Indians 3 games to 0 (18-4, 13-5, 11-3)

## 2023 WEST COAST SENIOR LACROSSE ASSOCIATION

|                               | <u>GP</u> | <u>W</u> | <u>L</u> | <u>T</u> | <u>OL</u> | <u>GF</u> | <u>GA</u> | <u>PTS</u> |
|-------------------------------|-----------|----------|----------|----------|-----------|-----------|-----------|------------|
| Ladner Pioneers*              | 14        | 13       | 1        | 0        | 0         | 269       | 66        | 26         |
| Victoria Shamrocks            | 14        | 9        | 4        | 1        | 0         | 117       | 115       | 19         |
| Nanaimo Timbermen             | 14        | 7        | 7        | 0        | 0         | 118       | 143       | 14         |
| North Shore Indians           | 14        | 4        | 9        | 1        | 0         | 99        | 164       | 9          |
| New Westminster Salmonbellies | 14        | 1        | 12       | 0        | 1         | 73        | 188       | 3          |

### PLAYOFFS

North Shore Indians defeated New Westminster Salmonbellies 2 games to 0 (11-5, 10-9)

Victoria Shamrocks defeated Nanaimo Timbermen 3 games to 2 (12-7, 9-16, 6-5 OT, 4-9, 13-3)

Ladner Pioneers defeated North Shore Indians 2 games to 0 (19-6, 17-7)

Ladner Pioneers defeated Victoria Shamrocks 2 games to 0 (20-3, 21-5)

**PAT HARTNEY CUP – BRITISH COLUMBIA SENIOR ‘B’ CHAMPIONS**

|      | <u>Champion</u>         | <u>Finalist</u>   |
|------|-------------------------|-------------------|
| 1929 | <b>Richmond Farmers</b> | Victoria Oaklands |

**PAT HARTNEY CUP – BRITISH COLUMBIA INTERMEDIATE CHAMPIONS**

|      | <u>Champion</u>                           | <u>Finalist</u>          |
|------|---|--------------------------|
| 1930 | <b>Richmond Farmers</b>                   | Victoria All-Stars       |
| 1931 | <i>no decision</i>                        |                          |
| 1932 | <b>Vancouver Province Bluebirds</b>       | Vernon Home Gas          |
| 1933 | <b>Vancouver Province Bluebirds</b>       | Chilliwack Indians       |
| 1934 | <b>New Westminster Reliable Furniture</b> | Sapperton Intermediates  |
| 1935 | <b>New Westminster Army &amp; Navy</b>    | Richmond                 |
| 1936 | <i>unknown</i>                            |                          |
| 1937 | <b>Chilliwack Mustangs</b>                | - none -                 |
| 1938 | <b>Kamloops Klippers</b>                  | Powell River Lions       |
| 1939 | <b>Powell River Lions</b>                 | Pitt Meadows Wild Ducks  |
| 1940 | <b>Pitt Meadows Wild Ducks</b>            | Kamloops Klippers        |
| 1941 | <b>James Bay (Victoria)</b>               | Salmon Arm               |
| 1942 | <b>*James Bay (Victoria)</b>              |                          |
| 1943 | <i>no decision</i>                        |                          |
| 1944 | <i>no decision</i>                        |                          |
| 1945 | <b>Victoria Jokers</b>                    | Ladner                   |
| 1946 | <b>Victoria Canadian Legion</b>           | New Westminster Renfrews |

**PAT HARTNEY CUP – BRITISH COLUMBIA SENIOR ‘B’ CHAMPIONS**

|      | <u>Champion</u>                       | <u>Finalist</u>                 |
|------|---------------------------------------|---------------------------------|
| 1947 | <b>Victoria Canadian Legion</b>       | Vernon Tigers                   |
| 1948 | <b>Spokane Dynamos</b>                | Nanaimo Palace Hotel            |
| 1949 | <b>Nanaimo Native Sons</b>            | Trail Golden Bears              |
| 1950 | <b>Nanaimo Native Sons</b>            | Kelowna Bruins                  |
| 1951 | <b>Kelowna Bruins</b>                 | Richmond Farmers                |
| 1952 | <b>Vernon Tigers</b>                  | Foul Bay (Victoria)             |
| 1953 | <b>Kelowna Bruins</b>                 | Foul Bay (Victoria)             |
| 1954 | <b>Rossland Redmen</b>                | Nanaimo Jets                    |
| 1955 | <b>Rossland Redmen</b>                | Foul Bay (Victoria) Drakes      |
| 1956 | <b>Rossland Redmen</b>                | Foul Bay (Victoria) Drakes      |
| 1957 | <b>Foul Bay (Victoria) Island Tug</b> | Rossland Redmen                 |
| 1958 | <b>Foul Bay (Victoria) Island Tug</b> | Armstrong Shamrocks             |
| 1959 | <b>Vancouver Calder Bluebirds</b>     | Armstrong-Okanagan All-Stars    |
| 1960 | <b>Foul Bay (Victoria) Tugmen</b>     | Armstrong Shamrocks             |
| 1961 | <b>Victoria Jokers</b>                | - none -                        |
| 1962 | <b>Nanaimo Volvos</b>                 | Port Coquitlam                  |
| 1963 | <b>Coquitlam Labatts</b>              | Victoria Jokers                 |
| 1964 | <b>Nanaimo Commercial Hotel</b>       | Vancouver Calder Bluebirds      |
| 1965 | <b>Port Alberni Labatts</b>           | Nanaimo Luckies                 |
| 1966 | <b>Nanaimo Luckies</b>                | Port Alberni                    |
| 1967 | <b>Nanaimo Luckies</b>                | Kamloops                        |
| 1968 | <b>Nanaimo O’Keefes</b>               | Vernon Blues                    |
| 1969 | <b>Nanaimo O’Keefes</b>               | Prince George Columbus Macs     |
| 1970 | <b>Prince George Columbus Macs</b>    |                                 |
| 1971 | <b>Burnaby Kokanee</b>                |                                 |
| 1972 | <b>New Westminster Labatt Blues</b>   | Prince George Molson Oldstylers |

\*NOTE: James Bay is listed as the 1942 champion on trophy although no record of championship played that year for the trophy.

|      |  |   |
|------|--|---|
| 1973 | <b>Prince George Molson Oldstylers</b> | New Westminster Labatt Blues            |
| 1974 | <b>Prince George Molson Oldstylers</b> | New Westminster Rebels                  |
| 1975 | <b>Prince George Canada Hotel</b>      |   |
| 1976 | <b>Vernon Tigers</b>                   |   |
| 1977 | <b>Vernon Tigers</b>                   |   |
| 1978 | <b>Vernon Tigers</b>                   | Victoria Hampton Park                   |
| 1979 | <b>Vernon Tigers</b>                   |   |
| 1980 | <b>North Shore Indians</b>             |   |
| 1981 | <b>North Shore Indians</b>             | Victoria Athletic Association           |
| 1982 | <b>Nanaimo City</b>                    |   |
| 1983 | <b>Nanaimo City</b>                    |   |
| 1984 | <b>North Shore Indians</b>             | Surrey Rebels                           |
| 1985 | <b>North Shore Indians</b>             |   |
| 1986 | <b>Surrey Rebels</b>                   | Port Coquitlam                          |
| 1987 | <b>Surrey Rebels</b>                   |   |
| 1988 | <b>Surrey Rebels</b>                   | Ladner Pioneers                         |
| 1989 | <b>Langley Knights</b>                 | Ladner Pioneers                         |
| 1990 | <b>Ladner Pioneers</b>                 | Burnaby Cablevision                     |
| 1991 | <b>Ladner Pioneers</b>                 | Nanaimo Timbermen                       |
| 1992 | <b>Nanaimo Timbermen</b>               | Burnaby Lakers                          |
| 1993 | <b>North Shore Indians</b>             | Burnaby Lakers                          |
| 1994 | <b>Burnaby Lakers</b>                  |   |
| 1995 | <b>Burnaby Lakers</b>                  |   |
| 1996 | <b>Burnaby Lakers</b>                  | Prince George Cap-Abilities Old Stylers |

#### **MICKEY MESLO CUP – BRITISH COLUMBIA SENIOR ‘B’ CHAMPIONS**

|      | <u>Champion</u>            | <u>Finalist</u>                         |
|------|----------------------------|---|
| 1997 | <b>Burnaby Lakers</b>      | Prince George Cap-Abilities Old Stylers |
| 1998 | <b>Ladner Pioneers</b>     | Vernon Tigers                           |
| 1999 | <b>North Shore Indians</b> | Kelowna (defaulted)                     |
| 2000 | <b>Langley Knights</b>     | Abbotsford Bandits                      |
| 2001 | <b>North Shore Indians</b> | Abbotsford Bandits                      |
| 2002 | <b>Nanaimo Timbermen</b>   | North Shore Indians                     |
| 2003 | <b>Nanaimo Timbermen</b>   | Tri-City Bandits                        |
| 2004 | <b>Ladner Pioneers</b>     | Tri-City Bandits                        |
| 2005 | <b>Tri-City Bandits</b>    | Valley Rebels                           |
| 2006 | <b>Tri-City Bandits</b>    | Ladner Pioneers                         |
| 2007 | <b>Ladner Pioneers</b>     | Tri-City Bandits                        |
| 2008 | <b>Tri-City Bandits</b>    | Ladner Pioneers                         |
| 2009 | <b>Tri-City Bandits</b>    | Ladner Pioneers                         |
| 2010 | <b>Tri-City Bandits</b>    | Nanaimo Timbermen                       |
| 2011 | <b>Tri-City Bandits</b>    | Ladner Pioneers                         |
| 2012 | <b>Tri-City Bandits</b>    | Valley Rebels                           |
| 2013 | <b>Tri-City Bandits</b>    | Ladner Pioneers                         |
| 2014 | <b>Tri-City Bandits</b>    | Nanaimo Timbermen                       |
| 2015 | <b>Nanaimo Timbermen</b>   | Ladner Pioneers                         |
| 2016 | <b>Langley Warriors</b>    | Nanaimo Timbermen                       |
| 2017 | <b>Ladner Pioneers</b>     | Royal City Capitals                     |
| 2018 | <b>Nanaimo Timbermen</b>   | Ladner Pioneers                         |
| 2019 | <b>Ladner Pioneers</b>     | Nanaimo Timbermen                       |
| 2020 | <i>no decision</i>         |   |
| 2021 | <i>no decision</i>         |   |
| 2022 | <b>Ladner Pioneers</b>     | North Shore Indians                     |
| 2023 | <b>Ladner Pioneers</b>     | Victoria Shamrocks                      |

**BOB BREMNER MEMORIAL TROPHY – PLAYOFF CHAMPIONSHIP TROPHY**

|      | <u>Champion</u>                      | <u>Finalist</u>    |
|------|--------------------------------------|--------------------|
| 1971 | <b>Burnaby Kokanee</b>               |                    |
| 1972 | <b>New Westminster Labatt Blues</b>  |                    |
| 1973 | <b>New Westminster Labatt Blues</b>  |                    |
| 1974 | <b>New Westminster Rebels</b>        |                    |
| 1975 | <b>Port Coquitlam Chiefs</b>         |                    |
| 1976 | <b>New Westminster</b>               |                    |
| 1977 | <b>Burnaby Kirby Klippers</b>        |                    |
| 1978 | <b>Burnaby Kirby Klippers</b>        |                    |
| 1979 | <b>North Shore Indians</b>           |                    |
| 1980 | <b>North Shore Indians</b>           |                    |
| 1981 | <b>North Shore Indians</b>           |                    |
| 1982 | <b>Vancouver Disco Sports Angels</b> |                    |
| 1983 | <b>Vancouver Disco Sports Angels</b> |                    |
| 1984 | <b>Port Coquitlam Kirby Klippers</b> |                    |
| 1985 | <b>North Shore Indians</b>           |                    |
| 1986 | <b>Surrey Rebels</b>                 |                    |
| 1987 | <b>Surrey Rebels</b>                 |                    |
| 1988 | <b>Surrey Rebels</b>                 |                    |
| 1989 | <b>Langley Knights</b>               |                    |
| 1990 | <b>Ladner Pioneers</b>               |                    |
| 1991 | <b>Ladner Pioneers</b>               |                    |
| 1992 | <b>Nanaimo Timbermen</b>             |                    |
| 1993 | <b>North Shore Indians</b>           |                    |
| 1994 | <b>Burnaby Lakers</b>                |                    |
| 1995 | <b>Burnaby Lakers</b>                |                    |
| 1996 | <b>Burnaby Lakers</b>                |                    |
| 1997 | <b>Ladner Pioneers</b>               | Burnaby Lakers     |
| 1998 | <b>Ladner Pioneers</b>               |                    |
| 1999 | <b>Burnaby Bandits</b>               |                    |
| 2000 | <b>Langley Knights</b>               | Abbotsford Bandits |



## NORTH SHORE INDIANS

### North Shore Old Stylers / North Shore Totems / North Vancouver Totems

|             |                                   | <u>GP</u> | <u>W</u>  | <u>L</u>  | <u>T</u> | <u>OL</u> | <u>GF</u>  | <u>GA</u>  | <u>PTS</u> |
|-------------|-----------------------------------|-----------|-----------|-----------|----------|-----------|------------|------------|------------|
| 1968        | North Shore Old Stylers / Indians | 14        | 0         | 14        | 0        |           | 69         | 201        | 0          |
| 1969        | North Shore Indians               | 18        | 2         | 14        | 2        |           | 120        | 219        | 6          |
| 1970        | North Shore Indians               |           |           |           |          |           |            |            |            |
| 1971        | North Shore Indians               | 20        | 4         | 16        | 0        |           | 143        | 234        | 8          |
| 1972        | North Shore Indians               | 20        | 4         | 13        | 3        |           | 155        | 252        | 11         |
| 1973        | <i>suspended operations</i>       |           |           |           |          |           |            |            |            |
| 1974        | North Shore Totems                | 20        | 15        | 3         | 2        |           | 252        | 144        | 32         |
| 1975        | North Shore Totems                | 18        | 10        | 7         | 1        |           | 184        | 187        | 21         |
| 1976        | North Shore Totems                |           |           |           |          |           |            |            |            |
| 1977        | North Vancouver Totems            |           |           |           |          |           |            |            |            |
| 1978        | North Shore Indians               | 20        | 17        | 3         | 0        |           | 349        | 186        | 34         |
| <b>1979</b> | <b>North Shore Indians</b>        | <b>20</b> | <b>19</b> | <b>1</b>  | <b>0</b> |           | <b>381</b> | <b>132</b> | <b>38</b>  |
| <b>1980</b> | <b>North Shore Indians</b>        |           |           |           |          |           |            |            |            |
| <b>1981</b> | <b>North Shore Indians</b>        | <b>16</b> | <b>14</b> | <b>2</b>  | <b>0</b> |           | <b>331</b> | <b>135</b> | <b>28</b>  |
| 1984        | North Shore Indians               | 20        | 13        | 5         | 2        |           | 324        | 241        | 28         |
| <b>1985</b> | <b>North Shore Indians</b>        | <b>20</b> | <b>17</b> | <b>3</b>  | <b>0</b> |           | <b>342</b> | <b>208</b> | <b>34</b>  |
| 1986        | North Shore Indians               | 20        | 11        | 7         | 2        |           | 235        | 234        | 24         |
| 1987        | North Shore Indians               | 20        | 10        | 9         | 1        |           | 245        | 269        | 21         |
| 1988        | North Shore Indians               | 20        | 2         | 18        | 0        |           |            |            | 4          |
| 1989        | North Shore Indians               | 24        | 3         | 21        | 0        |           | 125        | 295        | 6          |
| 1990        | North Shore Indians               | 21        | 3         | 18        | 1        |           |            |            | 0          |
| 1991        | North Shore Indians               | 21        | 14        | 7         | 0        |           |            |            | 28         |
| 1992        | North Shore Indians               | 21        | 16        | 5         | 0        |           |            |            | 32         |
| <b>1993</b> | <b>North Shore Indians</b>        | <b>21</b> | <b>16</b> | <b>3</b>  | <b>2</b> |           | <b>257</b> | <b>160</b> | <b>34</b>  |
| 1994        | <i>suspended operations</i>       |           |           |           |          |           |            |            |            |
| 1995        | <i>suspended operations</i>       |           |           |           |          |           |            |            |            |
| 1996        | North Shore Indians               | 21        | 2         | 19        | 0        |           |            |            | 4          |
| 1997        | North Shore Indians               | 21        | 3         | 15        | 3        |           | 194        | 271        | 9          |
| 1998        | North Shore Indians               | 21        | 13        | 8         | 0        |           | 242        | 196        | 26         |
| <b>1999</b> | <b>North Shore Indians</b>        | <b>21</b> | <b>15</b> | <b>6</b>  | <b>0</b> |           | <b>266</b> | <b>143</b> | <b>30</b>  |
| 2000        | North Shore Indians               | 21        | 19        | 2         | 0        |           | 236        | 103        | 38         |
| <b>2001</b> | <b>North Shore Indians</b>        | <b>21</b> | <b>9</b>  | <b>10</b> | <b>2</b> |           | <b>181</b> | <b>187</b> | <b>20</b>  |
| 2002        | North Shore Indians               | 18        | 14        | 2         | 1        | 1         | 198        | 130        | 30         |
| 2003        | North Shore Indians               | 18        | 8         | 9         | 0        | 1         | 160        | 166        | 17         |
| 2004        | North Shore Indians               | 18        | 7         | 11        | 0        | 0         | 142        | 158        | 14         |
| 2005        | North Shore Indians               | 18        | 7         | 11        | 0        | 0         | 126        | 164        | 14         |
| 2006        | North Shore Indians               | 18        | 11        | 6         | 0        | 1         | 157        | 140        | 23         |
| 2007        | North Shore Indians               | 18        | 5         | 13        | 0        | 0         | 107        | 167        | 10         |
| 2008        | North Shore Indians               | 18        | 2         | 16        | 0        | 0         | 96         | 195        | 4          |
| 2009        | North Shore Indians               | 16        | 4         | 12        | 0        | 0         | 126        | 208        | 8          |
| 2010        | North Shore Indians               | 16        | 5         | 11        | 0        | 0         | 134        | 175        | 10         |
| 2011        | North Shore Indians               | 14        | 3         | 11        | 0        | 0         | 92         | 199        | 6          |
| 2012        | North Shore Indians               | 20        | 3         | 16        | 0        | 1         | 141        | 296        | 7          |
| 2013        | North Shore Indians               | 14        | 5         | 7         | 1        | 1         | 134        | 174        | 12         |
| 2014        | North Shore Indians               | 18        | 7         | 11        | 0        | 0         | 169        | 193        | 14         |
| 2015        | North Shore Indians               | 18        | 1         | 17        | 0        | 0         | 77         | 147        | 2          |
| 2016        | North Shore Indians               | 14        | 7         | 7         | 0        | 0         | 167        | 153        | 14         |
| 2017        | <i>suspended operations</i>       |           |           |           |          |           |            |            |            |
| 2018        | <i>suspended operations</i>       |           |           |           |          |           |            |            |            |
| 2019        | <i>suspended operations</i>       |           |           |           |          |           |            |            |            |
| 2020        | <i>season cancelled</i>           |           |           |           |          |           |            |            |            |
| 2021        | <i>season cancelled</i>           |           |           |           |          |           |            |            |            |
| 2022        | North Shore Indians               | 16        | 10        | 6         | 0        | 0         | 154        | 129        | 20         |
| 2023        | North Shore Indians               | 14        | 4         | 9         | 1        | 0         | 99         | 164        | 9          |



## LADNER PIONEERS

|             |                         | <u>GP</u> | <u>W</u>  | <u>L</u> | <u>T</u> | <u>OL</u> | <u>GF</u>  | <u>GA</u>  | <u>PTS</u> |
|-------------|-------------------------|-----------|-----------|----------|----------|-----------|------------|------------|------------|
| 1981        | Ladner Pioneers         | 16        | 8         | 7        | 1        |           | 212        | 201        | 17         |
| 1982        | Ladner Pioneers         |           |           |          |          |           |            |            |            |
| 1983        | Ladner Pioneers         |           |           |          |          |           |            |            |            |
| 1984        | Ladner Pioneers         | 20        | 9         | 7        | 4        |           | 301        | 262        | 22         |
| 1985        | Ladner Pioneers         | 20        | 16        | 3        | 1        |           | 276        | 221        | 33         |
| 1986        | Ladner Pioneers         | 20        | 6         | 12       | 2        |           | 189        | 210        | 14         |
| 1987        | Ladner Pioneers         | 20        | 11        | 8        | 1        |           | 219        | 196        | 23         |
| 1988        | Ladner Pioneers         | 20        | 16        | 4        | 0        |           |            |            | 32         |
| 1989        | Ladner Pioneers         | 24        | 18        | 6        | 0        |           | 282        | 185        | 36         |
| <b>1990</b> | <b>Ladner Pioneers</b>  | <b>21</b> | <b>14</b> | <b>6</b> | <b>1</b> |           |            |            | <b>29</b>  |
| <b>1991</b> | <b>Ladner Pioneers</b>  | <b>21</b> | <b>15</b> | <b>5</b> | <b>1</b> |           |            |            | <b>31</b>  |
| 1992        | Ladner Pioneers         | 21        | 13        | 6        | 2        |           |            |            | 28         |
| 1993        | Ladner Pioneers         | 21        | 12        | 7        | 2        |           | 204        | 167        | 26         |
| 1994        | Ladner Pioneers         | 20        | 15        | 3        | 2        |           | 203        | 139        | 32         |
| 1995        | Ladner Pioneers         | 18        | 12        | 4        | 2        |           | 167        | 115        | 26         |
| 1996        | Ladner Pioneers         | 21        | 17        | 2        | 2        |           |            |            | 36         |
| <b>1997</b> | <b>Ladner Pioneers</b>  | <b>21</b> | <b>17</b> | <b>2</b> | <b>2</b> |           | <b>275</b> | <b>121</b> | <b>36</b>  |
| <b>1998</b> | <b>Ladner Pioneers</b>  | <b>21</b> | <b>16</b> | <b>4</b> | <b>1</b> |           | <b>248</b> | <b>145</b> | <b>33</b>  |
| 1999        | Ladner Pioneers         | 21        | 13        | 8        | 0        |           | 207        | 138        | 26         |
| 2000        | Ladner Pioneers         | 21        | 15        | 4        | 2        |           | 242        | 104        | 32         |
| 2001        | Ladner Pioneers         | 21        | 17        | 2        | 2        |           | 217        | 92         | 36         |
| 2002        | Ladner Pioneers         | 18        | 9         | 7        | 0        | 2         | 134        | 136        | 20         |
| 2003        | Ladner Pioneers         | 18        | 11        | 5        | 0        | 2         | 140        | 111        | 24         |
| <b>2004</b> | <b>Ladner Pioneers</b>  | <b>18</b> | <b>15</b> | <b>3</b> | <b>0</b> | <b>0</b>  | <b>160</b> | <b>123</b> | <b>30</b>  |
| 2005        | Ladner Pioneers         | 18        | 11        | 6        | 0        | 1         | 161        | 124        | 23         |
| 2006        | Ladner Pioneers         | 18        | 13        | 5        | 0        | 0         | 163        | 101        | 26         |
| <b>2007</b> | <b>Ladner Pioneers</b>  | <b>18</b> | <b>13</b> | <b>5</b> | <b>0</b> | <b>0</b>  | <b>138</b> | <b>102</b> | <b>26</b>  |
| 2008        | Ladner Pioneers         | 18        | 14        | 4        | 0        | 0         | 141        | 95         | 28         |
| 2009        | Ladner Pionners         | 16        | 14        | 2        | 0        | 0         | 225        | 91         | 28         |
| 2010        | Ladner Pioneers         | 16        | 12        | 3        | 1        | 0         | 213        | 100        | 25         |
| 2011        | Ladner Pioneers         | 14        | 12        | 2        | 0        | 0         | 172        | 100        | 24         |
| 2012        | Ladner Pioneers         | 20        | 13        | 6        | 0        | 1         | 223        | 154        | 27         |
| 2013        | Ladner Pioneers         | 14        | 11        | 3        | 0        | 0         | 152        | 99         | 22         |
| 2014        | Ladner Pioneers         | 18        | 13        | 4        | 1        | 0         | 188        | 139        | 27         |
| 2015        | Ladner Pioneers         | 18        | 15        | 2        | 1        | 0         | 171        | 113        | 31         |
| 2016        | Ladner Pioneers         | 14        | 9         | 4        | 0        | 1         | 138        | 100        | 19         |
| <b>2017</b> | <b>Ladner Pioneers</b>  | <b>14</b> | <b>11</b> | <b>3</b> | <b>0</b> | <b>0</b>  | <b>158</b> | <b>94</b>  | <b>22</b>  |
| 2018        | Ladner Pioneers         | 18        | 12        | 6        | 0        | 0         | 211        | 149        | 24         |
| <b>2019</b> | <b>Ladner Pioneers</b>  | <b>18</b> | <b>16</b> | <b>2</b> | <b>0</b> | <b>0</b>  | <b>239</b> | <b>107</b> | <b>32</b>  |
| 2020        | <i>season cancelled</i> |           |           |          |          |           |            |            |            |
| 2021        | <i>season cancelled</i> |           |           |          |          |           |            |            |            |
| <b>2022</b> | <b>Ladner Pioneers</b>  | <b>16</b> | <b>16</b> | <b>0</b> | <b>0</b> | <b>0</b>  | <b>226</b> | <b>70</b>  | <b>32</b>  |
| <b>2023</b> | <b>Ladner Pioneers</b>  | <b>14</b> | <b>13</b> | <b>1</b> | <b>0</b> | <b>0</b>  | <b>269</b> | <b>66</b>  | <b>26</b>  |



## NANAIMO TIMBERMEN

|             |                             | <u>GP</u> | <u>W</u>  | <u>L</u> | <u>T</u> | <u>OL</u> | <u>GF</u>  | <u>GA</u>  | <u>PTS</u> |
|-------------|-----------------------------|-----------|-----------|----------|----------|-----------|------------|------------|------------|
| 1987        | Nanaimo Timbermen           | 20        | 9         | 10       | 1        |           | 177        | 185        | 19         |
| 1988        | Nanaimo Timbermen           | 20        | 16        | 4        | 0        |           |            |            | 32         |
| 1989        | Nanaimo Timbermen           | 24        | 18        | 6        | 0        |           | 282        | 177        | 36         |
| 1990        | Nanaimo Timbermen           | 21        | 14        | 7        | 0        |           |            |            | 28         |
| 1991        | Nanaimo Timbermen           | 21        | 18        | 3        | 0        |           |            |            | 36         |
| <b>1992</b> | <b>Nanaimo Timbermen</b>    | <b>21</b> | <b>14</b> | <b>7</b> | <b>0</b> |           |            |            | <b>28</b>  |
| 1993        | Nanaimo Timbermen           | 21        | 14        | 7        | 0        |           | 237        | 175        | 28         |
| 1994        | <i>suspended operations</i> |           |           |          |          |           |            |            |            |
| 1995        | Nanaimo Timbermen           | 18        | 13        | 5        | 0        |           | 181        | 151        | 26         |
| 1996        | Nanaimo Timbermen           | 21        | 13        | 5        | 3        |           |            |            | 29         |
| 1997        | Nanaimo Timbermen           | 21        | 15        | 5        | 1        |           | 226        | 176        | 21         |
| 1998        | Nanaimo Timbermen           | 21        | 13        | 8        | 0        |           | 188        | 181        | 26         |
| 1999        | Nanaimo Timbermen           | 21        | 12        | 8        | 1        |           | 162        | 160        | 25         |
| 2000        | Nanaimo Timbermen           | 21        | 9         | 10       | 2        |           | 137        | 179        | 20         |
| 2001        | Nanaimo Timbermen           | 21        | 16        | 4        | 1        |           | 189        | 149        | 33         |
| <b>2002</b> | <b>Nanaimo Timbermen</b>    | <b>18</b> | <b>13</b> | <b>5</b> | <b>0</b> | <b>0</b>  | <b>178</b> | <b>108</b> | <b>26</b>  |
| <b>2003</b> | <b>Nanaimo Timbermen</b>    | <b>18</b> | <b>13</b> | <b>4</b> | <b>0</b> | <b>1</b>  | <b>172</b> | <b>101</b> | <b>27</b>  |
| 2004        | Nanaimo Timbermen           | 18        | 16        | 2        | 0        | 0         | 216        | 102        | 32         |
| 2005        | Nanaimo Timbermen           | 18        | 5         | 13       | 0        | 0         | 116        | 137        | 10         |
| 2006        | Nanaimo Timbermen           | 18        | 6         | 12       | 0        | 0         | 118        | 146        | 12         |
| 2007        | Nanaimo Timbermen           | 18        | 10        | 8        | 0        | 0         | 149        | 124        | 20         |
| 2008        | Nanaimo Timbermen           | 18        | 10        | 6        | 0        | 2         | 142        | 119        | 22         |
| 2009        | Nanaimo Timbermen           | 16        | 9         | 7        | 0        | 0         | 161        | 135        | 18         |
| 2010        | Nanaimo Timbermen           | 16        | 10        | 6        | 0        | 0         | 135        | 100        | 20         |
| 2011        | Nanaimo Timbermen           | 14        | 8         | 6        | 0        | 0         | 116        | 102        | 16         |
| 2012        | Nanaimo Timbermen           | 20        | 13        | 7        | 0        | 0         | 208        | 193        | 26         |
| 2013        | Nanaimo Timbermen           | 14        | 11        | 3        | 0        | 0         | 156        | 111        | 22         |
| 2014        | Nanaimo Timbermen           | 18        | 15        | 2        | 1        | 0         | 203        | 126        | 31         |
| <b>2015</b> | <b>Nanaimo Timbermen</b>    | <b>18</b> | <b>16</b> | <b>2</b> | <b>0</b> | <b>0</b>  | <b>192</b> | <b>103</b> | <b>32</b>  |
| 2016        | Nanaimo Timbermen           | 14        | 9         | 4        | 0        | 1         | 151        | 126        | 19         |
| 2017        | Nanaimo Timbermen           | 14        | 7         | 6        | 0        | 1         | 143        | 132        | 15         |
| <b>2018</b> | <b>Nanaimo Timbermen</b>    | <b>18</b> | <b>15</b> | <b>3</b> | <b>0</b> | <b>0</b>  | <b>192</b> | <b>111</b> | <b>30</b>  |
| 2019        | Nanaimo Timbermen           | 18        | 11        | 6        | 1        | 0         | 177        | 129        | 23         |
| 2020        | <i>season cancelled</i>     |           |           |          |          |           |            |            |            |
| 2021        | <i>season cancelled</i>     |           |           |          |          |           |            |            |            |
| 2022        | <i>suspended operations</i> |           |           |          |          |           |            |            |            |
| 2023        | Nanaimo Timbermen           | 14        | 7         | 7        | 0        | 0         | 118        | 143        | 14         |





**Langley Knights / New Westminister Knights / Royal City Capitals / NEW WESTMINSTER SALMONBELLIES**

|             |                                | <u>GP</u> | <u>W</u>  | <u>L</u>  | <u>T</u> | <u>OL</u> | <u>GF</u>  | <u>GA</u>  | <u>PTS</u> |
|-------------|--------------------------------|-----------|-----------|-----------|----------|-----------|------------|------------|------------|
| <b>1989</b> | <b>Langley Knights</b>         | <b>24</b> | <b>14</b> | <b>10</b> | <b>0</b> |           | <b>238</b> | <b>233</b> | <b>28</b>  |
| 1990        | Langley Knights                | 21        | 15        | 4         | 2        |           |            |            | 32         |
| 1991        | Langley Knights                | 21        | 10        | 9         | 2        |           |            |            | 22         |
| 1992        | Langley Knights                | 21        | 7         | 12        | 2        |           |            |            | 16         |
| 1993        | Langley Knights                | 21        | 3         | 16        | 2        |           | 154        | 254        | 8          |
| 1994        | Langley Knights                | 20        | 1         | 17        | 2        |           | 135        | 210        | 4          |
| 1995        | Langley Knights                | 18        | 8         | 10        | 0        |           | 152        | 188        | 16         |
| 1996        | Langley Knights                | 21        | 6         | 12        | 3        |           |            |            | 15         |
| 1997        | Langley Knights                | 21        | 7         | 11        | 3        |           | 174        | 216        | 17         |
| 1998        | Langley Knights                | 21        | 12        | 8         | 1        |           | 189        | 171        | 25         |
| 1999        | Langley Knights                | 21        | 15        | 5         | 1        |           | 211        | 144        | 31         |
| <b>2000</b> | <b>Langley Knights</b>         | <b>21</b> | <b>12</b> | <b>8</b>  | <b>1</b> |           | <b>187</b> | <b>145</b> | <b>24</b>  |
| 2001        | Langley Knights                | 21        | 5         | 11        | 5        |           | 146        | 194        | 15         |
| 2002        | Langley Knights                | 18        | 8         | 8         | 1        | 1         | 141        | 148        | 18         |
| 2003        | Langley Knights                | 18        | 8         | 8         | 0        | 2         | 128        | 144        | 18         |
| 2004        | Langley Knights                | 18        | 11        | 7         | 0        | 0         | 135        | 124        | 22         |
| 2005        | Langley Knights                | 18        | 15        | 1         | 1        | 1         | 151        | 103        | 32         |
| 2006        | Langley Knights                | 18        | 8         | 8         | 0        | 2         | 141        | 143        | 18         |
| 2007        | New Westminister Knights       | 18        | 10        | 8         | 0        | 0         | 133        | 140        | 20         |
| 2008        | Royal City Capitals            | 18        | 3         | 13        | 1        | 1         | 112        | 153        | 8          |
| 2009        | Royal City Capitals            | 16        | 7         | 8         | 0        | 1         | 163        | 123        | 15         |
| 2010        | Royal City Capitals            | 16        | 8         | 8         | 0        | 0         | 191        | 146        | 16         |
| 2011        | Royal City Capitals            | 14        | 8         | 6         | 0        | 0         | 141        | 113        | 16         |
| 2012        | Royal City Capitals            | 20        | 7         | 12        | 0        | 1         | 204        | 212        | 15         |
| 2013        | Royal City Capitals            | 14        | 3         | 8         | 0        | 3         | 150        | 183        | 9          |
| 2014        | Royal City Capitals            | 18        | 8         | 10        | 0        | 0         | 163        | 192        | 16         |
| 2015        | Royal City Capitals            | 18        | 10        | 8         | 0        | 0         | 180        | 160        | 20         |
| 2016        | Royal City Capitals            | 14        | 8         | 6         | 0        | 0         | 142        | 158        | 16         |
| 2017        | Royal City Capitals            | 14        | 9         | 5         | 0        | 0         | 148        | 106        | 18         |
| 2018        | Royal City Capitals            | 18        | 5         | 13        | 0        | 0         | 135        | 167        | 10         |
| 2019        | Royal City Capitals            | 18        | 5         | 12        | 1        | 0         | 127        | 170        | 11         |
| 2020        | <i>season cancelled</i>        |           |           |           |          |           |            |            |            |
| 2021        | <i>season cancelled</i>        |           |           |           |          |           |            |            |            |
| 2022        | New Westminister Salmonbellies | 16        | 3         | 12        | 0        | 1         | 76         | 180        | 7          |
| 2023        | New Westminister Salmonbellies | 14        | 1         | 12        | 0        | 1         | 73         | 188        | 3          |



**Victoria Wolves / VICTORIA SHAMROCKS**

|      |                         | <u>GP</u> | <u>W</u> | <u>L</u> | <u>T</u> | <u>OL</u> | <u>GF</u> | <u>GA</u> | <u>PTS</u> |
|------|-------------------------|-----------|----------|----------|----------|-----------|-----------|-----------|------------|
| 2016 | Victoria Wolves         | 14        | 6        | 7        | 0        | 1         | 134       | 138       | 13         |
| 2017 | Victoria Wolves         | 14        | 8        | 5        | 0        | 1         | 119       | 120       | 17         |
| 2018 | Victoria Wolves         | 18        | 10       | 7        | 1        | 0         | 155       | 143       | 21         |
| 2019 | Victoria Wolves         | 18        | 10       | 6        | 1        | 1         | 176       | 141       | 22         |
| 2020 | <i>season cancelled</i> |           |          |          |          |           |           |           |            |
| 2021 | <i>season cancelled</i> |           |          |          |          |           |           |           |            |
| 2022 | Victoria Shamrocks      | 16        | 5        | 10       | 0        | 1         | 122       | 150       | 11         |
| 2023 | Victoria Shamrocks      | 14        | 9        | 4        | 1        | 0         | 117       | 115       | 19         |

## DEFUNCT CLUBS

### Burnaby Villa Motor Inn / Burnaby Lougheeds / Burnaby Kokanees / Burnaby Columbians / Burnaby Firefighters / Burnaby Kirby Klippers

|             |                               | <u>GP</u> | <u>W</u>  | <u>L</u> | <u>T</u> | <u>GF</u>  | <u>GA</u>  | <u>PTS</u> |
|-------------|-------------------------------|-----------|-----------|----------|----------|------------|------------|------------|
| 1968        | Burnaby Villa Motor Inn       | 13        | 7         | 5        | 1        | 150        | 108        | 15         |
| 1969        | Burnaby Lougheeds             | 18        | 3         | 13       | 2        | 145        | 242        | 8          |
| 1970        | Burnaby Lougheeds             |           |           |          |          |            |            |            |
| <b>1971</b> | <b>Burnaby Kokanees</b>       | <b>20</b> | <b>19</b> | <b>1</b> | <b>0</b> | <b>274</b> | <b>152</b> | <b>38</b>  |
| 1972        | Burnaby Kokanees              | 20        | 8         | 11       | 1        | 203        | 216        | 17         |
| 1973        | Burnaby Columbians            | 15        | 5         | 10       | 0        | 103        | 190        | 10         |
| 1974        | Burnaby Columbians            | 20        | 7         | 10       | 3        | 212        | 235        | 17         |
| 1975        | Burnaby Firefighters          | 18        | 4         | 14       | 0        | 148        | 224        | 8          |
| <b>1976</b> | <b>Burnaby Kirby Klippers</b> |           |           |          |          |            |            |            |
| 1977        | Burnaby Kirby Klippers        |           |           |          |          |            |            |            |
| <b>1978</b> | <b>Burnaby Kirby Klippers</b> | <b>20</b> | <b>17</b> | <b>3</b> | <b>0</b> | <b>355</b> | <b>191</b> | <b>34</b>  |
| 1979        | Burnaby Kirby Klippers        | 20        | 15        | 5        | 0        | 265        | 204        | 30         |
| 1980        | Burnaby Kirby Klippers        | 16        | 8         | 7        | 1        | 191        | 169        | 17         |
| 1981        | Burnaby Kirby Klippers        | 16        | 11        | 5        | 0        | 243        | 195        | 22         |

### Coquitlam Molsons / New Westminster Labatt Blues / New Westminster Blues / New Westminster Rebels / New Westminster Mr. Sport Hotel / New Westminster Whalers

|             |                                     | <u>GP</u> | <u>W</u>  | <u>L</u> | <u>T</u> | <u>GF</u>  | <u>GA</u>  | <u>PTS</u> |
|-------------|-------------------------------------|-----------|-----------|----------|----------|------------|------------|------------|
| <b>1968</b> | <b>Coquitlam Molsons</b>            | <b>15</b> | <b>10</b> | <b>4</b> | <b>1</b> | <b>211</b> | <b>126</b> | <b>21</b>  |
| <b>1969</b> | <b>New Westminster Labatt Blues</b> | <b>18</b> | <b>17</b> | <b>1</b> | <b>0</b> | <b>306</b> | <b>107</b> | <b>34</b>  |
| 1970        | New Westminster Blues               |           |           |          |          |            |            |            |
| 1971        | New Westminster Blues               | 20        | 13        | 7        | 0        | 267        | 202        | 26         |
| <b>1972</b> | <b>New Westminster Blues</b>        | <b>20</b> | <b>14</b> | <b>6</b> | <b>0</b> | <b>266</b> | <b>183</b> | <b>28</b>  |
| 1973        | New Westminster Blues               | 16        | 12        | 3        | 1        | 193        | 143        | 25         |
| 1974        | New Westminster Rebels              | 20        | 14        | 5        | 1        | 238        | 183        | 29         |
| 1975        | New Westminster Mr. Sport Hotel     | 18        | 3         | 14       | 1        | 119        | 210        | 7          |
| 1976        | New Westminster Mr. Sport Hotel     |           |           |          |          |            |            |            |
| 1977        | New Westminster Mr. Sport Hotel     |           |           |          |          |            |            |            |
| 1978        | New Westminster Mr. Sport Hotel     | 20        | 3         | 17       | 0        | 173        | 316        | 6          |
| 1979        | New Westminster Whalers             | 20        | 12        | 8        | 0        | 259        | 247        | 24         |
| 1980        | New Westminster Whalers             | 16        | 8         | 7        | 1        | 190        | 187        | 17         |

### Surrey Dells / Surrey Turf Hotel Riders

|      |                          | <u>GP</u> | <u>W</u> | <u>L</u> | <u>T</u> | <u>GF</u> | <u>GA</u> | <u>PTS</u> |
|------|--------------------------|-----------|----------|----------|----------|-----------|-----------|------------|
| 1968 | Surrey Dells             | 16        | 11       | 5        | 0        | 154       | 149       | 22         |
| 1969 | Surrey Turf Hotel Riders | 18        | 13       | 5        | 0        | 212       | 150       | 26         |

### Vancouver Killarney / Vancouver Totems

|      |                     | <u>GP</u> | <u>W</u> | <u>L</u> | <u>T</u> | <u>GF</u> | <u>GA</u> | <u>PTS</u> |
|------|---------------------|-----------|----------|----------|----------|-----------|-----------|------------|
| 1969 | Vancouver Killarney | 18        | 8        | 10       | 1        | 148       | 191       | 16         |
| 1970 | Vancouver Killarney |           |          |          |          |           |           |            |
| 1971 | Vancouver Killarney | 20        | 8        | 10       | 2        | 212       | 208       | 18         |
| 1972 | Vancouver Killarney | 20        | 16       | 3        | 1        | 247       | 157       | 33         |
| 1973 | Vancouver Totems    | 16        | 7        | 7        | 2        | 150       | 153       | 16         |

### Port Coquitlam A's

|      |                    | <u>GP</u> | <u>W</u> | <u>L</u> | <u>T</u> | <u>GF</u> | <u>GA</u> | <u>PTS</u> |
|------|--------------------|-----------|----------|----------|----------|-----------|-----------|------------|
| 1971 | Port Coquitlam A's | 20        | 4        | 14       | 2        | 169       | 267       | 10         |

### Abbotsford MSA / Abbotsford Totems

|      |                   | <u>GP</u> | <u>W</u> | <u>L</u> | <u>T</u> | <u>GF</u> | <u>GA</u> | <u>PTS</u> |
|------|-------------------|-----------|----------|----------|----------|-----------|-----------|------------|
| 1972 | Abbotsford MSA    | 20        | 5        | 13       | 2        | 153       | 230       | 12         |
| 1973 | Abbotsford MSA    | 16        | 4        | 12       | 0        | 103       | 188       | 8          |
| 1974 | Abbotsford Totems | 20        | 1        | 18       | 1        | 137       | 303       | 3          |

**Nanaimo Labatts**

|      |                 | <u>GP</u> | <u>W</u> | <u>L</u> | <u>T</u> | <u>GF</u> | <u>GA</u> | <u>PTS</u> |
|------|-----------------|-----------|----------|----------|----------|-----------|-----------|------------|
| 1972 | Nanaimo Labatts | 20        | 8        | 9        | 3        | 244       | 216       | 19         |
| 1973 | Nanaimo Labatts | 16        | 10       | 5        | 1        | 215       | 156       | 21         |
| 1974 | Nanaimo Labatts | 20        | 10       | 7        | 3        | 253       | 197       | 23         |

**Port Coquitlam Chiefs**

|      |                       | <u>GP</u> | <u>W</u> | <u>L</u> | <u>T</u> | <u>GF</u> | <u>GA</u> | <u>PTS</u> |
|------|-----------------------|-----------|----------|----------|----------|-----------|-----------|------------|
| 1975 | Port Coquitlam Chiefs | 18        | 17       | 1        | 0        | 266       | 114       | 34         |

**Abbotsford Braves / Abbotsford Extra Old Stockers**

|      |                               | <u>GP</u> | <u>W</u> | <u>L</u> | <u>T</u> | <u>GF</u> | <u>GA</u> | <u>PTS</u> |
|------|-------------------------------|-----------|----------|----------|----------|-----------|-----------|------------|
| 1978 | Abbotsford Braves             | 20        | 8        | 14       | 0        | 177       | 274       | 12         |
| 1979 | Abbotsford Braves             | 20        | 5        | 15       | 0        | 170       | 288       | 10         |
| 1980 | Abbotsford Extra Old Stockers | 16        | 3        | 13       | 0        | 103       | 250       | 6          |
| 1981 | Abbotsford Extra Old Stockers | 16        | 0        | 16       | 0        | 101       | 349       | 0          |

**Vancouver Disco Sports Blue Angels / East Vancouver Bluebirds**

|      |                                    | <u>GP</u> | <u>W</u> | <u>L</u> | <u>T</u> | <u>GF</u> | <u>GA</u> | <u>PTS</u> |
|------|------------------------------------|-----------|----------|----------|----------|-----------|-----------|------------|
| 1978 | Vancouver Disco Sports Blue Angels | 20        | 5        | 15       | 0        | 184       | 275       | 10         |
| 1979 | Vancouver Disco Sports Blue Angels | 20        | 7        | 13       | 0        | 199       | 242       | 14         |
| 1980 | Vancouver Disco Sports Blue Angels | 16        | 5        | 11       | 0        | 171       | 226       | 10         |
| 1981 | Vancouver Disco Sports Blue Angels | 16        | 6        | 9        | 1        | 208       | 206       | 13         |
| 1982 | Vancouver Disco Sports Blue Angels |           |          |          |          |           |           |            |
| 1983 | Vancouver Disco Sports Blue Angels |           |          |          |          |           |           |            |
| 1984 | East Vancouver Bluebirds           | 20        | 5        | 14       | 1        | 220       | 310       | 11         |
| 1985 | East Vancouver Bluebirds           | 20        | 6        | 13       | 1        | 201       | 241       | 13         |
| 1986 | East Vancouver Bluebirds           | 20        | 4        | 16       | 0        | 168       | 211       | 8          |

**White Rock Titans / White Rock Hawks**

|      |                   | <u>GP</u> | <u>W</u> | <u>L</u> | <u>T</u> | <u>GF</u> | <u>GA</u> | <u>PTS</u> |
|------|-------------------|-----------|----------|----------|----------|-----------|-----------|------------|
| 1978 | White Rock Titans | 20        | 12       | 8        | 0        | 231       | 218       | 24         |
| 1979 | White Rock Hawks  | 20        | 2        | 18       | 0        | 153       | 295       | 4          |

**Port Coquitlam Whalers / Port Coquitlam Kirby Klippers / Port Coquitlam Eagles / Port Coquitlam Saints**

|      |                               | <u>GP</u> | <u>W</u> | <u>L</u> | <u>T</u> | <u>GF</u> | <u>GA</u> | <u>PTS</u> |
|------|-------------------------------|-----------|----------|----------|----------|-----------|-----------|------------|
| 1983 | Port Coquitlam Whalers        |           |          |          |          |           |           |            |
| 1984 | Port Coquitlam Whalers        | 20        | 4        | 14       | 2        | 247       | 315       | 10         |
| 1985 | Port Coquitlam Whalers        | 20        | 1        | 19       | 0        | 157       | 326       | 2          |
| 1986 | Port Coquitlam Kirby Klippers | 20        | 13       | 6        | 1        | 248       | 210       | 27         |
| 1987 | Port Coquitlam Kirby Klippers | 20        | 7        | 12       | 1        | 199       | 196       | 15         |
| 1988 | Port Coquitlam Eagles         | 20        | 2        | 18       | 0        | 149       | 280       | 4          |
| 1989 | <i>suspended operations</i>   |           |          |          |          |           |           |            |
| 1990 | Port Coquitlam Saints         | 21        | 2        | 19       | 0        |           |           | 4          |
| 1991 | Port Coquitlam Saints         | 21        | 1        | 18       | 2        |           |           | 4          |
| 1992 | Port Coquitlam Saints         | 21        | 6        | 13       | 2        |           |           | 14         |
| 1993 | Port Coquitlam Saints         | 21        | 2        | 17       | 2        | 145       | 270       | 6          |
| 1994 | Port Coquitlam Saints         | 20        | 8        | 11       | 1        | 159       | 168       | 17         |
| 1995 | Port Coquitlam Saints         | 18        | 5        | 11       | 2        | 133       | 163       | 12         |
| 1996 | Port Coquitlam Saints         | 21        | 10       | 8        | 3        |           |           | 23         |
| 1997 | Port Coquitlam Saints         | 21        | 6        | 11       | 4        | 198       | 220       | 16         |
| 1998 | Port Coquitlam Saints         | 21        | 7        | 14       | 0        | 187       | 217       | 14         |
| 1999 | Port Coquitlam Saints         | 21        | 6        | 12       | 3        | 147       | 177       | 15         |
| 2000 | Port Coquitlam Saints         | 21        | 8        | 13       | 0        | 167       | 174       | 16         |
| 2001 | Port Coquitlam Saints         | 21        | 6        | 10       | 5        | 145       | 173       | 17         |



### Surrey Rebels / Valley Rebels

|             |                      | <u>GP</u> | <u>W</u>  | <u>L</u> | <u>T</u> | <u>OL</u> | <u>GF</u>  | <u>GA</u>  | <u>PTS</u> |
|-------------|----------------------|-----------|-----------|----------|----------|-----------|------------|------------|------------|
| 1983        | Surrey Rebels        |           |           |          |          |           |            |            |            |
| 1984        | Surrey Rebels        | 20        | 13        | 4        | 3        |           | 306        | 250        | 29         |
| 1985        | Surrey Rebels        | 20        | 9         | 11       | 0        |           | 250        | 227        | 18         |
| <b>1986</b> | <b>Surrey Rebels</b> | <b>20</b> | <b>12</b> | <b>5</b> | <b>3</b> |           | <b>224</b> | <b>201</b> | <b>27</b>  |
| <b>1987</b> | <b>Surrey Rebels</b> | <b>20</b> | <b>14</b> | <b>5</b> | <b>1</b> |           | <b>241</b> | <b>195</b> | <b>29</b>  |
| <b>1988</b> | <b>Surrey Rebels</b> | <b>20</b> | <b>13</b> | <b>7</b> | <b>0</b> |           |            |            | <b>26</b>  |
| 1990        | Surrey Rebels        | 21        | 11        | 9        | 1        |           |            |            | 23         |
| 1991        | Surrey Rebels        | 21        | 4         | 16       | 1        |           |            |            | 9          |
| 1992        | Surrey Rebels        | 21        | 9         | 12       | 0        |           |            |            | 18         |
| 1989        | Surrey Rebels        | 24        | 14        | 10       | 0        |           | 249        | 223        | 28         |
| 1993        | Surrey Rebels        | 21        | 7         | 14       | 0        |           | 174        | 223        | 14         |
| 1994        | Surrey Rebels        | 20        | 10        | 8        | 2        |           | 177        | 152        | 22         |
| 1995        | Surrey Rebels        | 18        | 8         | 10       | 0        |           | 161        | 145        | 16         |
| 1996        | Surrey Rebels        | 21        | 13        | 6        | 2        |           |            |            | 28         |
| 1997        | Surrey Rebels        | 21        | 13        | 7        | 1        |           | 154        | 149        | 27         |
| 1998        | Surrey Rebels        | 21        | 9         | 10       | 2        |           | 161        | 176        | 20         |
| 1999        | Surrey Rebels        | 21        | 3         | 17       | 1        |           | 107        | 232        | 7          |
| 2000        | Surrey Rebels        | 21        | 0         | 18       | 3        |           | 85         | 272        | 3          |
| 2001        | Surrey Rebels        | 21        | 4         | 11       | 6        |           | 155        | 197        | 14         |
| 2002        | Surrey Rebels        | 18        | 1         | 15       | 1        | 1         | 113        | 187        | 4          |
| 2003        | Surrey Rebels        | 18        | 2         | 15       | 0        | 0         | 99         | 178        | 4          |
| 2004        | Surrey Rebels        | 18        | 2         | 16       | 0        | 0         | 95         | 184        | 4          |
| 2005        | Valley Rebels        | 18        | 10        | 7        | 1        | 0         | 170        | 150        | 21         |
| 2006        | Valley Rebels        | 18        | 7         | 10       | 0        | 1         | 105        | 135        | 15         |
| 2007        | Valley Rebels        | 18        | 8         | 9        | 0        | 1         | 137        | 131        | 17         |
| 2008        | Valley Rebels        | 18        | 10        | 8        | 0        | 0         | 114        | 126        | 20         |
| 2009        | Valley Rebels        | 16        | 10        | 5        | 0        | 1         | 175        | 113        | 21         |
| 2010        | Valley Rebels        | 16        | 7         | 8        | 0        | 1         | 161        | 154        | 15         |
| 2011        | Valley Rebels        | 14        | 10        | 3        | 0        | 1         | 157        | 101        | 21         |
| 2012        | Valley Rebels        | 20        | 15        | 5        | 0        | 0         | 208        | 146        | 30         |
| 2013        | Valley Rebels        | 14        | 8         | 6        | 0        | 0         | 153        | 145        | 16         |
| 2014        | Valley Rebels        | 18        | 9         | 9        | 0        | 0         | 164        | 142        | 18         |
| 2015        | Valley Rebels        | 18        | 6         | 12       | 0        | 0         | 115        | 170        | 12         |
| 2016        | Valley Rebels        | 14        | 0         | 14       | 0        | 0         | 82         | 223        | 0          |
| 2017        | Valley Rebels        | 14        | 1         | 13       | 0        | 0         | 71         | 174        | 2          |
| 2018        | Valley Rebels        | 18        | 0         | 17       | 0        | 1         | 103        | 234        | 1          |
| 2019        | Valley Rebels        | 18        | 0         | 18       | 0        | 0         | 37         | 204        | 0          |



**Burnaby Lakers / Burnaby Cablevision / Burnaby Bandits / Abbotsford Bandits / Tri-City Bandits / Coquitlam Adanacs / Port Coquitlam Saints**

|             |                             | <u>GP</u> | <u>W</u>  | <u>L</u> | <u>T</u> | <u>OL</u> | <u>GF</u>  | <u>GA</u>  | <u>PTS</u> |
|-------------|-----------------------------|-----------|-----------|----------|----------|-----------|------------|------------|------------|
| 1987        | Burnaby Lakers              | 20        | 6         | 13       | 1        |           | 171        | 215        | 13         |
| 1988        | Burnaby Lakers              | 20        | 11        | 9        | 0        |           |            |            | 22         |
| 1989        | Burnaby Cablevision         | 24        | 15        | 9        | 0        |           | 247        | 217        | 30         |
| 1990        | Burnaby Cablevision         | 21        | 16        | 5        | 0        |           |            |            | 32         |
| 1991        | Burnaby Cablevision         | 21        | 12        | 6        | 3        |           |            |            | 27         |
| 1992        | Burnaby Lakers              | 21        | 13        | 7        | 1        |           |            |            | 27         |
| 1993        | Burnaby Lakers              | 21        | 18        | 3        | 0        |           | 237        | 128        | 36         |
| <b>1994</b> | <b>Burnaby Lakers</b>       | <b>20</b> | <b>13</b> | <b>7</b> | <b>0</b> |           | <b>190</b> | <b>140</b> | <b>26</b>  |
| <b>1995</b> | <b>Burnaby Lakers</b>       | <b>18</b> | <b>13</b> | <b>4</b> | <b>1</b> |           | <b>168</b> | <b>121</b> | <b>27</b>  |
| <b>1996</b> | <b>Burnaby Lakers</b>       | <b>21</b> | <b>13</b> | <b>5</b> | <b>3</b> |           |            |            | <b>29</b>  |
| 1997        | Burnaby Lakers              | 21        | 15        | 4        | 2        |           | 218        | 153        | 32         |
| 1998        | Burnaby Lakers              | 21        | 10        | 8        | 3        |           | 160        | 152        | 23         |
| 1999        | Burnaby Bandits             | 21        | 14        | 5        | 2        |           | 210        | 147        | 30         |
| 2000        | Abbotsford Bandits          | 21        | 15        | 6        | 0        |           | 215        | 102        | 30         |
| 2001        | Abbotsford Bandits          | 21        | 12        | 4        | 5        |           | 206        | 148        | 29         |
| 2002        | Burnaby Bandits             | 18        | 12        | 5        | 1        | 0         | 165        | 129        | 25         |
| 2003        | Tri-City Bandits            | 18        | 13        | 3        | 0        | 2         | 175        | 126        | 28         |
| 2004        | Tri-City Bandits            | 18        | 10        | 7        | 0        | 1         | 142        | 123        | 21         |
| <b>2005</b> | <b>Tri-City Bandits</b>     | <b>18</b> | <b>11</b> | <b>7</b> | <b>0</b> | <b>0</b>  | <b>186</b> | <b>127</b> | <b>22</b>  |
| <b>2006</b> | <b>Tri-City Bandits</b>     | <b>18</b> | <b>16</b> | <b>2</b> | <b>0</b> | <b>0</b>  | <b>184</b> | <b>115</b> | <b>32</b>  |
| 2007        | Tri-City Bandits            | 18        | 14        | 4        | 0        | 0         | 167        | 101        | 28         |
| <b>2008</b> | <b>Tri-City Bandits</b>     | <b>18</b> | <b>14</b> | <b>2</b> | <b>1</b> | <b>1</b>  | <b>150</b> | <b>106</b> | <b>30</b>  |
| <b>2009</b> | <b>Tri-City Bandits</b>     | <b>16</b> | <b>12</b> | <b>4</b> | <b>0</b> | <b>0</b>  | <b>201</b> | <b>104</b> | <b>24</b>  |
| <b>2010</b> | <b>Tri-City Bandits</b>     | <b>16</b> | <b>13</b> | <b>2</b> | <b>0</b> | <b>1</b>  | <b>198</b> | <b>92</b>  | <b>27</b>  |
| <b>2011</b> | <b>Tri-City Bandits</b>     | <b>14</b> | <b>10</b> | <b>4</b> | <b>0</b> | <b>0</b>  | <b>149</b> | <b>80</b>  | <b>20</b>  |
| <b>2012</b> | <b>Tri-City Bandits</b>     | <b>20</b> | <b>15</b> | <b>4</b> | <b>0</b> | <b>1</b>  | <b>221</b> | <b>132</b> | <b>31</b>  |
| <b>2013</b> | <b>Tri-City Bandits</b>     | <b>14</b> | <b>10</b> | <b>4</b> | <b>0</b> | <b>0</b>  | <b>163</b> | <b>115</b> | <b>20</b>  |
| <b>2014</b> | <b>Tri-City Bandits</b>     | <b>18</b> | <b>15</b> | <b>3</b> | <b>0</b> | <b>0</b>  | <b>208</b> | <b>112</b> | <b>30</b>  |
| 2015        | Tri-City Bandits            | 18        | 8         | 9        | 1        | 0         | 127        | 125        | 17         |
| 2016        | Coquitlam Adanacs           | 14        | 6         | 8        | 0        | 0         | 148        | 130        | 12         |
| 2017        | Coquitlam Adanacs           | 14        | 5         | 8        | 0        | 1         | 102        | 143        | 11         |
| 2018        | Coquitlam Adanacs           | 18        | 10        | 6        | 1        | 1         | 148        | 147        | 22         |
| 2019        | Coquitlam Adanacs           | 18        | 12        | 5        | 1        | 0         | 147        | 132        | 25         |
| 2020        | <i>season cancelled</i>     |           |           |          |          |           |            |            |            |
| 2021        | <i>season cancelled</i>     |           |           |          |          |           |            |            |            |
| 2022        | Port Coquitlam Saints       | 16        | 6         | 10       | 0        | 0         | 99         | 148        | 12         |
| 2023        | <i>suspended operations</i> |           |           |          |          |           |            |            |            |



**Vancouver Vipers / Vancouver Burrards / Burnaby Burrards**

|      |                            | <u>GP</u> | <u>W</u> | <u>L</u> | <u>T</u> | <u>OL</u> | <u>GF</u> | <u>GA</u> | <u>PTS</u> |
|------|----------------------------|-----------|----------|----------|----------|-----------|-----------|-----------|------------|
| 1989 | Vancouver                  | 24        | 2        | 22       | 0        |           | 176       | 305       | 4          |
| 1990 | Vancouver                  | 21        | 7        | 14       | 0        |           |           |           | 14         |
| 1991 | Vancouver                  | 21        | 5        | 15       | 1        |           |           |           | 11         |
| 1992 | Vancouver Burrards         | 21        | 2        | 18       | 1        |           |           |           | 5          |
| 1993 | Vancouver-Killarney Vipers | 21        | 6        | 11       | 4        |           | 176       | 207       | 16         |
| 1994 | Vancouver Vipers           | 20        | 7        | 8        | 5        |           | 172       | 181       | 19         |
| 1995 | Vancouver Vipers           | 18        | 1        | 16       | 1        |           | 110       | 189       | 3          |
| 1996 | Vancouver Vipers           | 21        | 2        | 19       | 0        |           |           |           | 4          |
| 1997 | Vancouver Vipers           | 21        | 0        | 21       | 0        |           | 117       | 250       | 0          |
| 1998 | Vancouver Vipers           | 21        | 0        | 20       | 1        |           | 153       | 290       | 1          |
| 1999 | Vancouver Burrards         | 21        | 2        | 19       | 0        |           | 107       | 276       | 4          |
| 2000 | Vancouver Burrards         | 21        | 1        | 18       | 2        |           | 85        | 272       | 4          |
| 2001 | Vancouver Burrards         | 21        | 1        | 18       | 2        |           | 141       | 240       | 4          |
| 2002 | Vancouver Burrards         | 18        | 4        | 14       | 0        | 0         | 116       | 207       | 8          |
| 2003 | Vancouver Burrards         | 18        | 7        | 10       | 0        | 1         | 124       | 171       | 15         |
| 2004 | Vancouver Burrards         | 18        | 2        | 14       | 0        | 2         | 115       | 191       | 6          |
| 2005 | Vancouver Burrards         | 18        | 3        | 14       | 0        | 1         | 96        | 201       | 7          |
| 2006 | Vancouver Burrards         | 18        | 2        | 16       | 0        | 0         | 113       | 201       | 4          |
| 2007 | Vancouver Burrards         | 18        | 3        | 13       | 0        | 2         | 131       | 197       | 8          |
| 2008 | Burnaby Burrards           | 18        | 9        | 7        | 0        | 2         | 154       | 115       | 20         |
| 2009 | Burnaby Burrards           | 16        | 14       | 2        | 0        | 0         | 209       | 105       | 28         |
| 2010 | Burnaby Burrards           | 16        | 14       | 1        | 1        | 0         | 189       | 97        | 29         |



**Chilliwack Mustangs**

|      |                     | <u>GP</u> | <u>W</u> | <u>L</u> | <u>T</u> | <u>OL</u> | <u>GF</u> | <u>GA</u> | <u>PTS</u> |
|------|---------------------|-----------|----------|----------|----------|-----------|-----------|-----------|------------|
| 2009 | Chilliwack Mustangs | 16        | 2        | 14       | 0        | 0         | 75        | 244       | 4          |
| 2010 | Chilliwack Mustangs | 16        | 0        | 16       | 0        | 0         | 64        | 263       | 0          |
| 2011 | Chilliwack Mustangs | 14        | 2        | 11       | 0        | 1         | 110       | 172       | 5          |



### Langley Warriors

|             |                         | <u>GP</u> | <u>W</u>  | <u>L</u> | <u>T</u> | <u>OL</u> | <u>GF</u>  | <u>GA</u> | <u>PTS</u> |
|-------------|-------------------------|-----------|-----------|----------|----------|-----------|------------|-----------|------------|
| 2009        | Langley Warriors        | 16        | 0         | 16       | 0        | 0         | 58         | 270       | 0          |
| 2010        | Langley Warriors        | 16        | 2         | 14       | 0        | 0         | 94         | 252       | 4          |
| 2011        | Langley Warriors        | 14        | 3         | 11       | 0        | 0         | 104        | 189       | 6          |
| 2012        | Langley Warriors        | 20        | 3         | 17       | 0        | 0         | 158        | 257       | 6          |
| 2013        | Langley Warriors        | 14        | 2         | 11       | 0        | 1         | 121        | 188       | 5          |
| 2014        | Langley Warriors        | 18        | 0         | 18       | 0        | 0         | 118        | 238       | 0          |
| 2015        | Langley Warriors        | 18        | 10        | 8        | 0        | 0         | 143        | 145       | 20         |
| <b>2016</b> | <b>Langley Warriors</b> | <b>14</b> | <b>11</b> | <b>2</b> | <b>0</b> | <b>1</b>  | <b>163</b> | <b>97</b> | <b>23</b>  |
| 2017        | Langley Warriors        | 14        | 8         | 5        | 0        | 1         | 148        | 120       | 17         |
| 2018        | Langley Warriors        | 18        | 9         | 8        | 0        | 1         | 161        | 154       | 19         |
| 2019        | Langley Warriors        | 18        | 6         | 10       | 2        | 0         | 147        | 167       | 14         |
| 2020        | <i>season cancelled</i> |           |           |          |          |           |            |           |            |
| 2021        | <i>season cancelled</i> |           |           |          |          |           |            |           |            |



### Port Moody Thunder

|      |                    | <u>GP</u> | <u>W</u> | <u>L</u> | <u>T</u> | <u>OL</u> | <u>GF</u> | <u>GA</u> | <u>PTS</u> |
|------|--------------------|-----------|----------|----------|----------|-----------|-----------|-----------|------------|
| 2012 | Port Moody Thunder | 20        | 11       | 8        | 0        | 1         | 189       | 162       | 23         |
| 2013 | Port Moody Thunder | 14        | 5        | 7        | 1        | 1         | 115       | 129       | 12         |
| 2014 | Port Moody Thunder | 18        | 5        | 12       | 0        | 1         | 129       | 200       | 11         |
| 2015 | Port Moody Thunder | 18        | 5        | 13       | 0        | 0         | 115       | 157       | 10         |

## **PRESIDENT'S CUP – CANADIAN SENIOR 'B' LACROSSE CHAMPIONSHIP**

### **1964 ONTARIO SENIOR 'B' CHAMPIONSHIP – Hagersville, Ontario**

#### **ONTARIO SENIOR 'B' CHAMPIONSHIP**

Hagersville Warriors defeated Ottawa Notre Dame Montagnards in two-game, total-goals series 38-19 (16-9, 22-10)

*Hagersville Warriors won the Ontario Senior 'B' Championship in 1964 – however at some point they were later added to the list of national champions for Senior 'B' as the "Ohsweken Warriors" even though 1965 was reported as the first year of a National Senior 'B' Championship in Canada.*

### **1965 EASTERN CANADA SENIOR 'B' CHAMPIONSHIP – Cornwall, Ontario**

#### **EASTERN CANADA SENIOR 'B' CHAMPIONSHIP**

Fergus Thistles defeated Cornwall Wildcats 2 games to 0 (14-10, 17-8)

*Fergus Thistles won the Ontario Senior 'B' Championship. Port Alberni Labatts won the British Columbia Senior 'B' Championship. Arrangements were made for a National Championship series to be played – however it never took place.*

### **1966 CASTROL OIL PRESIDENTS TROPHY – Nanaimo, British Columbia**

Nanaimo Luckies defeated Fergus Thistles 3 games to 0 (20-5, 10-7, 7-6\*, 19-6)

*\*replay of the final 7:15 of the second game of the series after Fergus Thistles protested an officiating call*

### **1967 CASTROL OIL PRESIDENTS TROPHY – Brantford, Ontario**

Brantford Warriors defeated Nanaimo Luckies 3 games to 0 (16-5, 12-11, 20-10)

### **1968 CASTROL OIL PRESIDENTS TROPHY – Brantford, Ontario**

Brantford Warriors defeated Nanaimo O'Keefes 4 games to 0 (13-6, 15-8, 13-5, 18-7)

### **1969 CASTROL OIL PRESIDENTS TROPHY – Montréal, Québec**

#### **CANADIAN SEMI-FINAL**

Nanaimo O'Keefes defeated Wallaceburg Red Devils 3 games to 2 (15-10, 14-11, 9-15, 13-14, 12-7)

#### **CHAMPIONSHIP**

Nanaimo O'Keefes defeated Caughnawaga Indians 4 games to 3 (13-12, 20-15, 20-15, 13-19, 11-14, 15-21, 9-7)

### **1970 CASTROL OIL PRESIDENTS TROPHY – Windsor, Ontario**

Windsor Clippers defeated New Westminster Blues 4 games to 2 (15-13, 9-15, 7-17, 22-6, 20-5, 19-8)

### **1971 CASTROL OIL PRESIDENTS TROPHY – Windsor, Ontario**

Windsor Warlocks defeated Burnaby Kokanees 4 games to 1 (11-10, 11-9, 18-13, 8-9, 12-8)

### **1972 PRESIDENT'S CUP – Brampton, Ontario**

Brampton Excelsiors defeated New Westminster Labatt Blues 4 games to 0 (21-10, 15-12, 11-9, 22-16)



**1973 PRESIDENT'S CUP – Halifax, Nova Scotia**

|                                 | <u>GP</u> | <u>W</u> | <u>L</u> | <u>GF</u> | <u>GA</u> | <u>PTS</u> |
|---------------------------------|-----------|----------|----------|-----------|-----------|------------|
| Windsor Warlocks*               | 4         | 4        | 0        | 64        | 21        | 8          |
| Prince George Molson Oldstylers | 4         | 2        | 2        | 41        | 39        | 4          |
| Halifax PCO's                   | 4         | 2        | 2        | 35        | 37        | 4          |
| Manitoba All-Stars              | 4         | 1        | 3        | 32        | 43        | 2          |
| Tabor Ebony Hawks               | 4         | 1        | 3        | 24        | 56        | 2          |

**ROUND-ROBIN**

Windsor Warlocks defeated Tabor Ebony Hawks 24-3  
 Manitoba All-Stars defeated Halifax PCO's 11-9 OT  
 Windsor Warlocks defeated Prince George Molson Oldstylers 15-3  
 Halifax PCO's defeated Tabor Ebony Hawks 9-5  
 Windsor Warlocks defeated Manitoba All-Stars 12-8  
 Halifax PCO's defeated Prince George Molson Oldstylers 10-8  
 Tabor Ebony Hawks defeated Manitoba All-Stars 9-6  
 Prince George Molson Oldstylers defeated Manitoba All-Stars 13-7  
 Windsor Warlocks defeated Halifax PCO's 13-7  
 Prince George Molson Oldstylers defeated Tabor Ebony Hawks 17-7

**CHAMPIONSHIP GAME**

Windsor Warlocks defeated Prince George Molson Oldstylers 18-4

**1974 PRESIDENT'S CUP – New Westminster, British Columbia**

|   | <u>GP</u> | <u>W</u> | <u>L</u> | <u>GF</u> | <u>GA</u> | <u>PTS</u> |
|---|-----------|----------|----------|-----------|-----------|------------|
| Prince George Molson Oldstylers*          | 2         | 2        | 0        | 26        | 18        | 4          |
| Winnipeg All-Stars / Manitoba North Stars | 2         | 2        | 0        |           |           | 4          |
| New Westminster Rebels                    | 3         | 1        | 2        | 39        | 30        | 2          |
| Edmonton Fullers                          | 3         | 0        | 3        |           |           | 0          |

**ROUND-ROBIN**

Prince George Molson Oldstylers defeated Edmonton Fullers 14-9  
 Prince George Molson Oldstylers defeated New Westminster Rebels 12-9  
 Winnipeg All-Stars defeated New Westminster Rebels 10-5  
 Winnipeg All-Stars defeated Edmonton Fullers  
 Prince George-Winnipeg round-robin game cancelled  
 New Westminster Rebels defeated Edmonton Fullers 25-8

**CHAMPIONSHIP GAME**

Prince George Molson Oldstylers defeated Winnipeg All-Stars 10-7

**1975 PRESIDENT'S CUP – Verdun-Magog, Québec**

|                            | <u>GP</u> | <u>W</u> | <u>L</u> | <u>GF</u> | <u>GA</u> | <u>PTS</u> |
|----------------------------|-----------|----------|----------|-----------|-----------|------------|
| Edmonton Fullers*          | 3         | 2        | 1        | 30        | 22        | 4          |
| Nova Scotia                | 3         | 2        | 1        | 35        | 24        | 4          |
| Prince George Canada Hotel | 3         | 2        | 1        | 28        | 21        | 4          |
| Magog Ox                   | 3         | 0        | 3        | 23        | 49        | 0          |

**ROUND-ROBIN**

Edmonton Fullers defeated Magog Ox 18-9  
 Prince George Canada Hotel defeated Magog Ox 12-7  
 Prince George Canada Hotel defeated Nova Scotia 12-7  
 Edmonton Fullers defeated Prince George Canada Hotel 7-4  
 Nova Scotia defeated Magog Ox 19-7  
 Nova Scotia defeated Edmonton Fullers 9-5

**BRONZE GAME**

Prince George Canada Hotel defeated Magog Ox 19-13

**CHAMPIONSHIP GAME**

Edmonton Fullers defeated Nova Scotia 12-8

**1976 PRESIDENT'S CUP – Winnipeg, Manitoba**

|                          | <u>GP</u> | <u>W</u> | <u>L</u> |  | <u>GF</u> | <u>GA</u> | <u>PTS</u> |
|--------------------------|-----------|----------|----------|--|-----------|-----------|------------|
| Vernon Lodge Tigers*     | 4         | 3        | 1        |  | 42        | 24        | 6          |
| Edmonton Fullers         | 4         | 3        | 1        |  | 29        | 23        | 6          |
| Caughnawaga Indians      | 4         | 2        | 2        |  | 32        | 32        | 4          |
| Manitoba All-Stars       | 4         | 2        | 2        |  | 31        | 31        | 4          |
| Halifax Spryfield Olands | 4         | 0        | 4        |  | 23        | 48        | 0          |

**BRONZE**

Manitoba All-Stars defeated Caughnawaga Indians 10-5

**CHAMPIONSHIP GAME**

Vernon Lodge Tigers defeated Edmonton Fullers 9-4

**1977 PRESIDENT'S CUP – Edmonton, Alberta**

|                        | <u>GP</u> | <u>W</u> | <u>L</u> | <u>T</u> |  | <u>GF</u> | <u>GA</u> | <u>PTS</u> |
|------------------------|-----------|----------|----------|----------|--|-----------|-----------|------------|
| Vernon Lodge Tigers*   | 5         | 4        | 1        | 0        |  | 75        | 39        | 8          |
| Six Nations Braves     | 5         | 4        | 1        | 0        |  | 57        | 55        | 8          |
| Akwesasne Warriors     | 5         | 3        | 2        | 0        |  | 60        | 41        | 6          |
| Halifax Olands         | 5         | 2        | 3        | 0        |  | 46        | 60        | 4          |
| Sherwood Park Capitals | 5         | 2        | 3        | 0        |  | 66        | 63        | 4          |
| St. Boniface Clubs     | 5         | 0        | 5        | 0        |  | 44        | 90        | 0          |

**BRONZE**

Akwesasne Warriors defeated Halifax Olands 14-13

**CHAMPIONSHIP GAME**

Vernon Lodge Tigers defeated Six Nations Braves 12-11

**1978 PRESIDENT'S CUP – Vernon, British Columbia**

| EAST DIVISION          | <u>GP</u> | <u>W</u> | <u>L</u> | <u>T</u> |  | <u>GF</u> | <u>GA</u> | <u>PTS</u> |
|------------------------|-----------|----------|----------|----------|--|-----------|-----------|------------|
| New Brunswick Fillies  |           |          |          |          |  |           |           |            |
| Orangeville Northmen   |           |          |          |          |  |           |           |            |
| Akwesasne Warriors     |           |          |          |          |  |           |           |            |
| Nova Scotia All-Stars  |           |          |          |          |  |           |           |            |
| WEST DIVISION          | <u>GP</u> | <u>W</u> | <u>L</u> | <u>T</u> |  | <u>GF</u> | <u>GA</u> | <u>PTS</u> |
| Vernon Tigers          |           |          |          |          |  |           |           |            |
| Saskatoon Aztecs       |           |          |          |          |  |           |           |            |
| Elmwood Shamrocks      |           |          |          |          |  |           |           |            |
| Sherwood Park Capitals |           |          |          |          |  |           |           |            |

**CHAMPIONSHIP GAME**

Vernon Tigers defeated Sherwood Park Capitals 11-4

**1979 PRESIDENT'S CUP – Cornwall, Ontario & Massena, New York**

| GROUP ONE                   | <u>GP</u> | <u>W</u> | <u>L</u> | <u>T</u> |  | <u>GF</u> | <u>GA</u> | <u>PTS</u> |
|-----------------------------|-----------|----------|----------|----------|--|-----------|-----------|------------|
| Owen Sound North Stars      |           |          |          |          |  |           |           |            |
| Akwesasne Warriors          |           |          |          |          |  |           |           |            |
| Québec All-Stars            |           |          |          |          |  |           |           |            |
| Saskatoon Colts             |           |          |          |          |  |           |           |            |
| GROUP TWO                   | <u>GP</u> | <u>W</u> | <u>L</u> | <u>T</u> |  | <u>GF</u> | <u>GA</u> | <u>PTS</u> |
| Edmonton Blues              |           |          |          |          |  |           |           |            |
| Vernon Tigers               |           |          |          |          |  |           |           |            |
| Halifax                     |           |          |          |          |  |           |           |            |
| United States National Team |           |          |          |          |  |           |           |            |

EXHIBITION GAMES

Edmonton Blues defeated Saskatoon Colts 29-4  
Owen Sound North Stars defeated Halifax 24-11  
Québec All-Stars defeated United States National Team 18-8

CONSOLATION ROUND

Halifax defeated Saskatoon Colts 25-9  
Québec All-Stars defeated United States National Team 17-7

CONSOLATION

Québec All-Stars defeated Halifax 15-9

SEMI-FINAL

Edmonton Blues defeated Akwesasne Warriors 15-10  
Owen Sound North Stars defeated Vernon Tigers 12-11

CHAMPIONSHIP GAME

Owen Sound North Stars defeated Edmonton Blues 27-9

**1980 PRESIDENT'S CUP – Owen Sound, Ontario**

|                               | <u>GP</u> | <u>W</u> | <u>L</u> | <u>GF</u> | <u>GA</u> | <u>PTS</u> |
|-------------------------------|-----------|----------|----------|-----------|-----------|------------|
| Owen Sound North Stars        | 4         | 3        | 1        | 65        | 40        | 6          |
| Orangeville Dufferin Northmen | 4         | 3        | 1        | 49        | 47        | 6          |
| North Shore Indians           | 4         | 2        | 2        | 52        | 57        | 4          |
| Calgary Mountaineers          | 4         | 2        | 2        | 48        | 45        | 4          |
| Akwesasne Warriors            | 4         | 0        | 4        | 39        | 64        | 0          |

SEMI-FINALS

Owen Sound North Stars defeated Calgary Mountaineers 18-13  
Orangeville Dufferin Northmen defeated North Shore Indians 18-13

BRONZE-MEDAL GAME

North Shore Indians defeated Calgary Mountaineers 14-10

CHAMPIONSHIP GAME

Owen Sound North Stars defeated Orangeville Dufferin Northmen 13-11

**1981 PRESIDENT'S CUP – Cornwall, Ontario**

PARTICIPATING TEAMS

Orangeville Dufferin Northmen  
Calgary  
Owen Sound North Stars  
North Shore Indians  
Cornwall Island Thunderbirds  
Akwesasne Warriors  
Six Nations  
Saskatchewan  
Nova Scotia  
Manitoba

BRONZE-MEDAL GAME

North Shore Indians defeated Cornwall Island Thunderbirds 17-15

CHAMPIONSHIP GAME

Orangeville Dufferin Northmen defeated Calgary 14-7

**1982 PRESIDENT'S CUP – Sarnia, Ontario**

RED DIVISION

Orangeville Dufferin Northmen  
Calgary  
Ohsweken Warriors  
Team Atlantic

BLUE DIVISION

Nanaimo City  
Sarnia Seminoles  
Québec City  
Winnipeg

SEMI-FINALS

Orangeville Dufferin Northmen defeated Nanaimo City 11-7  
Ohsweken Warriors defeated Sarnia Seminoles

BRONZE-MEDAL GAME

Nanaimo City defeated Sarnia Seminoles 12-9

CHAMPIONSHIP GAME

Orangeville Dufferin Northmen defeated Ohsweken Warriors 15-4

**1983 PRESIDENT'S CUP**

CHAMPIONSHIP

Calgary Mountaineers defeated Newtown Golden Eagles

**1984 PRESIDENT'S CUP – Kitchener-Waterloo, Ontario**

BRONZE-MEDAL GAME

Calgary Mountaineers defeated North Shore Indians 14-8

CHAMPIONSHIP GAME

Orangeville Dufferin Northmen defeated Kitchener-Waterloo Kodiaks 14-6

**1985 PRESIDENT'S CUP – Ladner, British Columbia**

|                         | <u>GP</u> | <u>W</u> | <u>L</u> | <u>GF</u> | <u>GA</u> | <u>PTS</u> |
|-------------------------|-----------|----------|----------|-----------|-----------|------------|
| Orangeville Northmen    |           |          |          |           |           |            |
| Windsor (Québec) Eagles |           |          |          |           |           |            |
| Newtown Golden Eagles   |           |          |          |           |           |            |
| Newfoundland All-Stars  |           |          |          |           |           |            |
| Nova Scotia Schooners   |           |          |          |           |           |            |

|                        | <u>GP</u> | <u>W</u> | <u>L</u> | <u>GF</u> | <u>GA</u> | <u>PTS</u> |
|------------------------|-----------|----------|----------|-----------|-----------|------------|
| North Shore Indians*   |           |          |          |           |           |            |
| Ladner Pioneers        |           |          |          |           |           |            |
| Calgary Mountaineers   |           |          |          |           |           |            |
| St. Boniface Tomahawks |           |          |          |           |           |            |

BRONZE-MEDAL GAME

Calgary Mountaineers defeated Newtown Golden Eagles

CHAMPIONSHIP GAME

North Shore Indians defeated Orangeville Northmen 14-13 2OT

**1986 PRESIDENT'S CUP – Surrey, British Columbia**

|                         | <u>GP</u> | <u>W</u> | <u>L</u> | <u>GF</u> | <u>GA</u> | <u>PTS</u> |
|-------------------------|-----------|----------|----------|-----------|-----------|------------|
| Fergus Thistles*        | 4         | 4        | 0        | 69        | 34        | 8          |
| Calgary Mountaineers    | 4         | 1        | 3        | 47        | 53        | 2          |
| Kahnawake Mohawks       | 4         | 1        | 3        | 37        | 66        | 2          |
|                         | <u>GP</u> | <u>W</u> | <u>L</u> | <u>GF</u> | <u>GA</u> | <u>PTS</u> |
| Newtown Golden Eagles   | 3         | 3        | 0        | 61        | 22        | 6          |
| Surrey Rebels           | 3         | 2        | 1        | 41        | 32        | 4          |
| Port Coquitlam Klippers | 3         | 1        | 2        | 32        | 31        | 2          |
| Manitoba Buffaloes      | 3         | 0        | 3        | 23        | 72        | 0          |

**BRONZE-MEDAL GAME**

Surrey Rebels defeated Calgary Mountaineers 15-11

**CHAMPIONSHIP GAME**

Fergus Thistles defeated Newtown Golden Eagles 12-8

**1987 PRESIDENT'S CUP – Sarnia, Ontario****RED DIVISION**

Kahnawake Mohawks

Fergus Thistles

Newtown Golden Eagles

**WHITE DIVISION**

Nova Scotia All-Stars

Surrey Rebels

Sarnia Lumley Wreckers

**BRONZE-MEDAL GAME**

Newtown Golden Eagles defeated Surrey Rebels 14-9

**CHAMPIONSHIP GAME**

Fergus Thistles defeated Sarnia Lumley Wreckers 14-10 OT

**1988 PRESIDENT'S CUP – Halifax, Nova Scotia**

|                       | <u>GP</u> | <u>W</u> | <u>L</u> | <u>GF</u> | <u>GA</u> | <u>PTS</u> |
|-----------------------|-----------|----------|----------|-----------|-----------|------------|
| Fergus Thistles*      | 3         | 3        | 0        | 36        | 28        | 6          |
| Surrey Rebels         | 3         | 2        | 1        | 38        | 30        | 4          |
| Newtown Golden Eagles | 3         | 1        | 2        | 36        | 30        | 2          |
| Nova Scotia All-Stars | 3         | 0        | 3        | 23        | 45        | 0          |

**BRONZE-MEDAL GAME**

Newtown Golden Eagles defeated Nova Scotia All-Stars 9-4

**CHAMPIONSHIP GAME**

Fergus Thistles defeated Surrey Rebels 10-8

**1989 PRESIDENT'S CUP – Nanaimo, British Columbia**

|                         | <u>GP</u> | <u>W</u> | <u>L</u> | <u>GF</u> | <u>GA</u> | <u>PTS</u> |
|-------------------------|-----------|----------|----------|-----------|-----------|------------|
| Nanaimo Timbermen       | 4         | 3        | 1        | 53        | 37        | 6          |
| Owen Sound North Stars* | 4         | 3        | 1        | 72        | 37        | 6          |
| Edmonton Miners         | 4         | 2        | 2        | 42        | 41        | 4          |
| Ohswen Warriors         | 4         | 1        | 3        | 36        | 56        | 2          |
| Langley Knights         | 4         | 1        | 3        | 40        | 72        | 2          |

**BRONZE-MEDAL GAME**

Edmonton Miners defeated Ohswen Warriors 16-15

**CHAMPIONSHIP GAME**

Owen Sound North Stars defeated Nanaimo Timbermen 9-5

**1990 PRESIDENT'S CUP – Fergus, Ontario**

**PARTICIPATING TEAMS**

Fergus Thistles  
Edmonton Miners  
Owen Sound North Stars  
Ladner Pioneers  
Ohsweken Warriors  
Nova Scotia

**BRONZE-MEDAL GAME**

Owen Sound North Stars defeated Ladner Pioneers 11-5

**CHAMPIONSHIP GAME**

Fergus Thistles defeated Edmonton Miners 8-5

**1991 PRESIDENT'S CUP – Edmonton, Alberta**

|                         | <u>GP</u> | <u>W</u> | <u>L</u> | <u>GF</u> | <u>GA</u> | <u>PTS</u> |
|-------------------------|-----------|----------|----------|-----------|-----------|------------|
| Owen Sound North Stars* | 4         | 4        | 0        | 59        | 22        | 8          |
| Edmonton Miners         | 4         | 3        | 1        | 48        | 42        | 6          |
| Ohsweken Warriors       | 4         | 2        | 2        | 46        | 53        | 4          |
| Calgary Mountaineers    | 4         | 1        | 3        | 34        | 55        | 2          |
| Ladner Pioneers         | 4         | 0        | 4        | 18        | 33        | 0          |

**SEMI-FINALS**

Owen Sound North Stars defeated Calgary Mountaineers 19-8

Edmonton Miners defeated Ohsweken Warriors 15-9

**BRONZE-MEDAL GAME**

Ohsweken Warriors defeated Calgary Mountaineers 16-15

**CHAMPIONSHIP GAME**

Owen Sound North Stars defeated Edmonton Miners 9-3

**1992 PRESIDENT'S CUP – Brantford, Ontario**

| <b>GROUP A</b>    | <u>GP</u> | <u>W</u> | <u>L</u> | <u>GF</u> | <u>GA</u> | <u>PTS</u> |
|-------------------|-----------|----------|----------|-----------|-----------|------------|
| Fergus Thistles*  |           |          |          |           |           |            |
| Nanaimo Timbermen |           |          |          |           |           |            |
| Kanesatake Eagles |           |          |          |           |           |            |

| <b>GROUP B</b>        | <u>GP</u> | <u>W</u> | <u>L</u> | <u>GF</u> | <u>GA</u> | <u>PTS</u> |
|-----------------------|-----------|----------|----------|-----------|-----------|------------|
| Newtown Golden Eagles |           |          |          |           |           |            |
| Edmonton Miners       |           |          |          |           |           |            |
| Brantford Wolves      |           |          |          |           |           |            |
| Akwesasne Eagles      |           |          |          |           |           |            |

**SEMI-FINALS**

Fergus Thistles defeated Edmonton Miners 7-5

Nanaimo Timbermen defeated Newtown Golden Eagles 9-7

**BRONZE-MEDAL GAME**

Edmonton Miners defeated Newtown Golden Eagles 16-8

**CHAMPIONSHIP GAME**

Fergus Thistles defeated Nanaimo Timbermen 11-10

**1993 PRESIDENT'S CUP – North Vancouver, British Columbia**

|                        | <u>GP</u> | <u>W</u> | <u>L</u> | <u>GF</u> | <u>GA</u> | <u>PTS</u> |
|------------------------|-----------|----------|----------|-----------|-----------|------------|
| Edmonton Miners        | 4         | 4        | 0        | 60        | 29        | 8          |
| North Shore Indians*   | 4         | 2        | 2        | 30        | 33        | 4          |
| Tuscarora Thunderhawks | 4         | 2        | 2        | 31        | 37        | 4          |
| Burnaby Lakers         | 4         | 1        | 3        | 33        | 34        | 2          |
| Onondaga Warriors      | 4         | 1        | 3        | 27        | 48        | 2          |

## BRONZE-MEDAL GAME

Burnaby Lakers defeated Tuscarora Thunderhawks 8-7

## CHAMPIONSHIP GAME

North Shore Indians defeated Edmonton Miners 10-9

**1994 PRESIDENT'S CUP – Hamilton, Ontario**

|                         | <u>GP</u> | <u>W</u> | <u>L</u> | <u>GF</u> | <u>GA</u> | <u>PTS</u> |
|-------------------------|-----------|----------|----------|-----------|-----------|------------|
| Burnaby Lakers          | 4         | 4        | 0        | 40        | 27        | 8          |
| Tuscarora Thunderhawks* | 4         | 3        | 1        | 36        | 32        | 6          |
| Edmonton Miners         | 4         | 1        | 3        | 37        | 35        | 2          |
| Akwesasne Thunder       | 4         | 1        | 3        | 39        | 45        | 2          |
| Hamilton Tigers         | 4         | 1        | 3        | 35        | 48        | 2          |

## CHAMPIONSHIP GAME

Tuscarora Thunderhawks defeated Burnaby Lakers 9-6

**1995 PRESIDENT'S CUP – Prince George, British Columbia**

|   | <u>GP</u> | <u>W</u> | <u>L</u> | <u>T</u> | <u>GF</u> | <u>GA</u> | <u>PTS</u> |
|---|-----------|----------|----------|----------|-----------|-----------|------------|
| Burnaby Lakers                          | 4         | 4        | 0        | 0        | 44        | 31        | 8          |
| Akwesasne Thunder*                      | 4         | 3        | 1        | 0        | 46        | 31        | 6          |
| Edmonton Miners                         | 4         | 2        | 2        | 0        | 44        | 35        | 4          |
| Hagersville Tigers                      | 4         | 1        | 3        | 0        | 54        | 55        | 2          |
| Prince George Cap-Abilities Old Stylers | 4         | 0        | 4        | 0        | 32        | 68        | 0          |

## BRONZE-MEDAL GAME

Edmonton Miners defeated Hagersville 11-8

## CHAMPIONSHIP GAME

Akwesasne Thunder defeated Burnaby Lakers 11-7

**1996 PRESIDENT'S CUP – Cornwall, Ontario**

## PARTICIPATING TEAMS

Ohswéken Wolves  
 Akwesasne Thunder  
 Kahnawake Mohawks  
 Burnaby Lakers  
 Edmonton Miners  
 Kanienkehaka Outlaws

## BRONZE-MEDAL GAME

Kahnawake Mohawks defeated Burnaby Lakers 15-14

## CHAMPIONSHIP GAME

Ohswéken Wolves defeated Akwesasne Thunder 11-9

**1997 PRESIDENT'S CUP – Ladner, British Columbia**

|                   | <u>GP</u> | <u>W</u> | <u>L</u> | <u>GF</u> | <u>GA</u> | <u>PTS</u> |
|-------------------|-----------|----------|----------|-----------|-----------|------------|
| Ohsweken Wolves   | 5         | 4        | 1        | 65        | 39        | 8          |
| Akwesasne Thunder | 6         | 3        | 3        | 49        | 52        | 6          |
| Ladner Pioneers   | 5         | 2        | 3        | 46        | 46        | 4          |
| Burnaby Lakers    | 5         | 2        | 3        | 41        | 45        | 4          |
| Edmonton Miners   | 4         | 1        | 3        | 30        | 49        | 2          |

**BRONZE-MEDAL GAME**

Ladner Pioneers defeated Burnaby Lakers 9-8 OT

**CHAMPIONSHIP GAME**

Akwesasne Thunder defeated Ohsweken Wolves 11-7

**1998 PRESIDENT'S CUP**

|                        | <u>GP</u> | <u>W</u> | <u>L</u> | <u>GF</u> | <u>GA</u> | <u>PTS</u> |
|------------------------|-----------|----------|----------|-----------|-----------|------------|
| Ladner Pioneers*       | 4         | 3        | 1        | 46        | 24        | 6          |
| Newtown Golden Eagles  | 4         | 3        | 1        | 39        | 45        | 6          |
| Kahnawake Mohawks      | 4         | 2        | 2        | 39        | 39        | 4          |
| Tuscarora Thunderhawks | 4         | 2        | 2        | 37        | 33        | 4          |
| Edmonton Miners        | 4         | 0        | 4        | 23        | 43        | 0          |

**SEMI-FINALS**

Ladner Pioneers defeated Tuscarora Thunderhawks 11-4

Newtown Golden Eagles defeated Kahnawake Mohawks 11-6

**BRONZE-MEDAL GAME**

Tuscarora Thunderhawks defeated Kahnawake Mohawks 11-10 OT

**CHAMPIONSHIP GAME**

Ladner Pioneers defeated Newtown Golden Eagles 11-6

**1999 PRESIDENT'S CUP – Burnaby, British Columbia**

|                       | <u>GP</u> | <u>W</u> | <u>L</u> | <u>GF</u> | <u>GA</u> | <u>PTS</u> |
|-----------------------|-----------|----------|----------|-----------|-----------|------------|
| Burnaby Bandits*      | 6         | 5        | 1        | 68        | 35        | 10         |
| North Shore Indians   | 6         | 4        | 2        | 47        | 40        | 8          |
| Newtown Golden Eagles | 6         | 3        | 3        | 52        | 69        | 6          |
| Edmonton Outlaws      | 6         | 2        | 4        | 55        | 64        | 4          |
| Kahnawake Mohawks     | 4         | 0        | 4        | 37        | 51        | 0          |

**2000 PRESIDENT'S CUP**

| POOL 'A'           | <u>GP</u> | <u>W</u> | <u>L</u> | <u>GF</u> | <u>GA</u> | <u>PTS</u> |
|--------------------|-----------|----------|----------|-----------|-----------|------------|
| Langley Knights    | 3         | 3        | 0        | 27        | 10        | 6          |
| Brooklin Merchants | 3         | 1        | 2        | 14        | 21        | 2          |
| Ganienkeh Gunners  | 3         | 0        | 3        | 17        | 28        | 0          |

| POOL 'B'               | <u>GP</u> | <u>W</u> | <u>L</u> | <u>GF</u> | <u>GA</u> | <u>PTS</u> |
|------------------------|-----------|----------|----------|-----------|-----------|------------|
| Kahnawake Mohawks      | 3         | 3        | 0        | 38        | 25        | 6          |
| Newtown Golden Eagles* | 3         | 2        | 1        | 32        | 25        | 4          |
| Valleyfield Dynamite   | 3         | 0        | 3        | 26        | 45        | 0          |

**CONSOLATION GAME**

Valleyfield Dynamite defeated Ganienkeh Gunners 15-9

**SEMI-FINALS**

Newtown Golden Eagles defeated Langley Knights 11-7

Brooklin Merchants defeated Kahnawake Mohawks 10-8

**BRONZE-MEDAL GAME**

Kahnawake Mohawks defeated Langley Knights 11-7

**CHAMPIONSHIP GAME**

Newtown Golden Eagles defeated Brooklin Merchants 13-6



**2001 PRESIDENT'S CUP**

|                         | <u>GP</u> | <u>W</u> | <u>L</u> | <u>GF</u> | <u>GA</u> | <u>PTS</u> |
|-------------------------|-----------|----------|----------|-----------|-----------|------------|
| North Shore Indians*    | 4         | 4        | 0        | 49        | 32        | 8          |
| Abbotsford Bandits      | 4         | 3        | 1        | 37        | 24        | 6          |
| Owen Sound Woodsmen     | 4         | 2        | 2        | 28        | 34        | 4          |
| Akwesasne Snye Warriors | 4         | 2        | 2        | 32        | 36        | 4          |
| Edmonton Outlaws        | 4         | 1        | 3        | 32        | 38        | 2          |
| Newtown Golden Eagles   | 4         | 0        | 4        | 31        | 44        | 0          |

**BRONZE MEDAL GAME**

Owen Sound Woodsmen defeated Akwesasne Snye Warriors 17-13

**CHAMPIONSHIP GAME**

North Shore Indians defeated Abbotsford Bandits 6-3

**2002 PRESIDENT'S CUP – Edmonton, Alberta**

| <b>EAST</b>             | <u>GP</u> | <u>W</u> | <u>L</u> | <u>GF</u> | <u>GA</u> | <u>PTS</u> |
|-------------------------|-----------|----------|----------|-----------|-----------|------------|
| Akwesasne Snye Warriors | 3         | 3        | 0        | 28        | 17        | 6          |
| Newtown Golden Eagles   | 3         | 1        | 2        | 31        | 27        | 2          |
| Owen Sound Woodsmen     | 3         | 1        | 2        | 24        | 27        | 2          |

| <b>WEST</b>          | <u>GP</u> | <u>W</u> | <u>L</u> | <u>GF</u> | <u>GA</u> | <u>PTS</u> |
|----------------------|-----------|----------|----------|-----------|-----------|------------|
| Edmonton Outlaws*    | 3         | 2        | 1        | 28        | 25        | 4          |
| Nanaimo Timbermen    | 3         | 2        | 1        | 27        | 25        | 4          |
| Calgary Mountaineers | 3         | 0        | 3        | 16        | 33        | 0          |

**PLAYOFFS**

Calgary Mountaineers defeated Owen Sound Woodsmen 12-11 OT

Akwesasne Snye Warriors defeated Newtown Golden Eagles 14-5

Edmonton Outlaws defeated Nanaimo Timbermen 10-9

**BRONZE MEDAL GAME**

Nanaimo Timbermen defeated Newtown Golden Eagles 12-6

**CHAMPIONSHIP GAME**

Edmonton Outlaws defeated Akwesasne Snye Warriors 12-4

**2003 PRESIDENT'S CUP – Owen Sound, Ontario**

| <b>DIVISION ONE</b>         | <u>GP</u> | <u>W</u> | <u>L</u> | <u>GF</u> | <u>GA</u> | <u>PTS</u> |
|-----------------------------|-----------|----------|----------|-----------|-----------|------------|
| Owen Sound Woodsmen         | 3         | 3        | 0        | 30        | 12        | 6          |
| Kitchener-Waterloo Kodiaks* | 3         | 2        | 1        | 30        | 30        | 4          |
| Newtown Golden Eagles       | 3         | 1        | 2        | 25        | 38        | 2          |

| <b>DIVISION TWO</b> | <u>GP</u> | <u>W</u> | <u>L</u> | <u>GF</u> | <u>GA</u> | <u>PTS</u> |
|---------------------|-----------|----------|----------|-----------|-----------|------------|
| Nanaimo Timbermen   | 3         | 1        | 2        | 24        | 19        | 2          |
| Edmonton Outlaws    | 3         | 1        | 2        | 29        | 36        | 2          |
| Kahnawake Mohawks   | 3         | 1        | 2        | 27        | 30        | 2          |

**SEMI-FINALS**

Owen Sound Woodsmen defeated Edmonton Outlaws 8-2

Kitchener-Waterloo Kodiaks defeated Nanaimo Timbermen 11-5

**BRONZE MEDAL GAME**

Edmonton Outlaws defeated Nanaimo Timbermen 7-5

**CHAMPIONSHIP GAME**

Kitchener-Waterloo Kodiaks defeated Owen Sound Woodsmen 7-6

**2004 PRESIDENT'S CUP – Langley, British Columbia**

| GROUP A           | <u>GP</u> | <u>W</u> | <u>L</u> | <u>GF</u> | <u>GA</u> | <u>PTS</u> |
|-------------------|-----------|----------|----------|-----------|-----------|------------|
| Langley Knights   | 3         | 3        | 0        | 33        | 25        | 6          |
| Ladner Pioneers*  | 3         | 1        | 2        | 27        | 26        | 2          |
| Edmonton Outlaws  | 3         | 1        | 2        | 21        | 23        | 2          |
| Winnipeg Warhawks | 3         | 0        | 3        | 12        | 54        | 0          |

| GROUP B               | <u>GP</u> | <u>W</u> | <u>L</u> | <u>GF</u> | <u>GA</u> | <u>PTS</u> |
|-----------------------|-----------|----------|----------|-----------|-----------|------------|
| Barrie Lakeshores     | 4         | 3        | 1        | 46        | 23        | 6          |
| Kahnawake Mohawks     | 4         | 3        | 1        | 41        | 30        | 6          |
| Newtown Golden Eagles | 4         | 1        | 3        | 41        | 40        | 2          |

## SEMI-FINALS

Kahnawake Mohawks defeated Langley Knights 7-6

Ladner Pioneers defeated Barrie Lakeshores 11-9

## BRONZE MEDAL GAME

Langley Knights defeated Barrie Lakeshores 7-0

## CHAMPIONSHIP GAME

Ladner Pioneers defeated Kahnawake Mohawks 6-3

**2005 PRESIDENT'S CUP – Waterloo, Ontario**

| DIETRICH DIVISION           | <u>GP</u> | <u>W</u> | <u>L</u> | <u>GF</u> | <u>GA</u> | <u>PTS</u> |
|-----------------------------|-----------|----------|----------|-----------|-----------|------------|
| Kitchener-Waterloo Kodiaks* | 3         | 3        | 0        | 48        | 15        | 6          |
| Sherwood Park Outlaws       | 3         | 2        | 1        | 46        | 22        | 4          |
| Onondaga Redhawks           | 3         | 1        | 2        | 34        | 31        | 2          |
| Sagkeeng Ojibway            | 3         | 0        | 3        | 16        | 76        | 0          |

| THORNLEY DIVISION    | <u>GP</u> | <u>W</u> | <u>L</u> | <u>GF</u> | <u>GA</u> | <u>PTS</u> |
|----------------------|-----------|----------|----------|-----------|-----------|------------|
| Tri-City Bandits     | 3         | 2        | 1        | 31        | 22        | 4          |
| Kahnawake Mohawks    | 3         | 2        | 1        | 33        | 24        | 4          |
| Mohawk Stars         | 3         | 2        | 1        | 33        | 25        | 4          |
| Valleyfield Warriors | 3         | 0        | 3        | 16        | 42        | 0          |

## SEMI-FINALS

Tri-City Bandits defeated Sherwood Park Outlaws 7-5

Kitchener-Waterloo Kodiaks defeated Kahnawake Mohawks 9-5

## BRONZE MEDAL GAME

Sherwood Park Outlaws defeated Kahnawake Mohawks 7-4

## CHAMPIONSHIP GAME

Kitchener-Waterloo Kodiaks defeated Tri-City Bandits 5-3

**2006 PRESIDENT'S CUP – Ladner, British Columbia**

|                       | <u>GP</u> | <u>W</u> | <u>L</u> | <u>GF</u> | <u>GA</u> | <u>PTS</u> |
|-----------------------|-----------|----------|----------|-----------|-----------|------------|
| Wellington Aces*      | 5         | 5        | 0        | 53        | 32        | 10         |
| Sherwood Park Outlaws | 5         | 3        | 2        | 42        | 47        | 6          |
| Ladner Pioneers       | 5         | 3        | 2        | 35        | 30        | 6          |
| Tri-City Bandits      | 5         | 2        | 3        | 44        | 46        | 4          |
| Onondaga Redhawks     | 5         | 2        | 3        | 43        | 45        | 4          |
| Longueuil Patriotes   | 5         | 0        | 5        | 38        | 56        | 0          |

## BRONZE MEDAL GAME

Ladner Pioneers defeated Tri-City Bandits 12-6

## CHAMPIONSHIP GAME

Wellington Aces defeated Sherwood Park Outlaws 9-5

**2007 PRESIDENT'S CUP – Owen Sound, Ontario**

| GROUP 1                | <u>GP</u> | <u>W</u> | <u>L</u> | <u>GF</u> | <u>GA</u> | <u>PTS</u> |
|------------------------|-----------|----------|----------|-----------|-----------|------------|
| Ajax-Pickering Rock    | 4         | 3        | 1        | 52        | 17        | 6          |
| Owen Sound Woodsmen    | 4         | 2        | 2        | 45        | 29        | 4          |
| Lasalle Brasseurs      | 4         | 1        | 3        | 27        | 51        | 2          |
| Cornwall Island Redmen | 4         | 0        | 4        | 16        | 62        | 0          |

| GROUP 2                | <u>GP</u> | <u>W</u> | <u>L</u> | <u>GF</u> | <u>GA</u> | <u>PTS</u> |
|------------------------|-----------|----------|----------|-----------|-----------|------------|
| Sherwood Park Outlaws* | 4         | 4        | 0        | 46        | 23        | 8          |
| Ladner Pioneers        | 4         | 3        | 1        | 44        | 33        | 6          |
| Six Nations Sting      | 4         | 1        | 3        | 29        | 44        | 2          |

## SEMI-FINALS

Ajax-Pickering Rock defeated Ladner 9-4

Sherwood Park Outlaws defeated Owen Sound Woodsmen 10-9

## BRONZE MEDAL GAME

Owen Sound Woodsmen defeated Ladner 9-7

## CHAMPIONSHIP GAME

Sherwood Park Outlaws defeated Ajax-Pickering Rock 8-6

**2008 PRESIDENT'S CUP – Sherwood Park, Alberta**

| GROUP 1               | <u>GP</u> | <u>W</u> | <u>L</u> | <u>GF</u> | <u>GA</u> | <u>PTS</u> |
|-----------------------|-----------|----------|----------|-----------|-----------|------------|
| Sherwood Park Outlaws | 3         | 2        | 1        | 20        | 21        | 4          |
| Tri-City Bandits      | 3         | 1        | 2        | 16        | 24        | 2          |
| Airdrie Knights       | 3         | 0        | 3        | 13        | 24        | 0          |

| GROUP 2               | <u>GP</u> | <u>W</u> | <u>L</u> | <u>GF</u> | <u>GA</u> | <u>PTS</u> |
|-----------------------|-----------|----------|----------|-----------|-----------|------------|
| Owen Sound Woodsmen * | 3         | 3        | 0        | 27        | 14        | 6          |
| Kahnawake Mohawks     | 3         | 2        | 1        | 25        | 16        | 4          |
| Six Nations Sting     | 3         | 1        | 2        | 17        | 19        | 2          |

## SEMI-FINALS

Owen Sound Woodsmen defeated Tri-City Bandits 11-2

Sherwood Park Outlaws defeated Kahnawake Mohawks 7-6

## BRONZE MEDAL GAME

Kahnawake Mohawks defeated Tri-City Bandits 9-4

## CHAMPIONSHIP GAME

Owen Sound Woodsmen defeated Sherwood Park Outlaws 10-5

**2009 PRESIDENT'S CUP – Hagersville–Six Nations, Ontario**

| GROUP 1                | <u>GP</u> | <u>W</u> | <u>L</u> | <u>GF</u> | <u>GA</u> | <u>PTS</u> |
|------------------------|-----------|----------|----------|-----------|-----------|------------|
| Niagara Hawks          | 4         | 3        | 1        | 40        | 35        | 6          |
| Six Nations Sting      | 4         | 3        | 1        | 35        | 38        | 6          |
| Okotoks Ascent Raiders | 4         | 3        | 1        | 32        | 35        | 6          |

| GROUP 2              | <u>GP</u> | <u>W</u> | <u>L</u> | <u>GF</u> | <u>GA</u> | <u>PTS</u> |
|----------------------|-----------|----------|----------|-----------|-----------|------------|
| Owen Sound Woodsmen* | 4         | 3        | 1        | 53        | 32        | 6          |
| Tri-City Bandits     | 4         | 1        | 3        | 22        | 23        | 2          |
| Kahnawake Mohawks    | 4         | 1        | 3        | 34        | 39        | 2          |
| Massena Muskies      | 4         | 0        | 4        | 27        | 41        | 0          |

## SEMI-FINALS

Tri-City Bandits defeated Niagara Hawks 6-5

Owen Sound Woodsmen defeated Six Nations Sting 14-6

## BRONZE MEDAL GAME

Six Nations Sting defeated Niagara Hawks 8-7

## CHAMPIONSHIP GAME

Owen Sound Woodsmen defeated Tri-City Bandits 11-5

**2010 PRESIDENT'S CUP - Burnaby, British Columbia**

|                        | <u>GP</u> | <u>W</u> | <u>L</u> |  | <u>GF</u> | <u>GA</u> | <u>PTS</u> |
|------------------------|-----------|----------|----------|--|-----------|-----------|------------|
| Onondaga Redhawks*     | 6         | 5        | 1        |  | 71        | 51        | 10         |
| Owen Sound Woodsmen    | 6         | 4        | 2        |  | 63        | 56        | 8          |
| Kahnawake Mohawks      | 6         | 3        | 3        |  | 61        | 57        | 6          |
| Burnaby Burrards       | 6         | 3        | 3        |  | 56        | 52        | 6          |
| Tri-City Bandits       | 6         | 3        | 3        |  | 53        | 57        | 6          |
| St. Albert Miners      | 6         | 2        | 4        |  | 58        | 60        | 4          |
| Cornwall Island Redmen | 6         | 1        | 5        |  | 43        | 72        | 2          |

**BRONZE MEDAL GAME**

Kahnawake Mohawks defeated Burnaby Burrards 13-6

**CHAMPIONSHIP GAME**

Onondaga Redhawks defeated Owen Sound Woodsmen 14-7

**2011 PRESIDENT'S CUP - Akwesasne**

|                       | <u>GP</u> | <u>W</u> | <u>L</u> | <u>T</u> |  | <u>GF</u> | <u>GA</u> | <u>PTS</u> |
|-----------------------|-----------|----------|----------|----------|--|-----------|-----------|------------|
| St. Regis Braves*     | 6         | 6        | 0        | 0        |  | 61        | 35        | 12         |
| Snake Island Muskies  | 6         | 4        | 1        | 1        |  | 72        | 38        | 9          |
| St. Catharines Saints | 6         | 3        | 2        | 1        |  | 51        | 50        | 7          |
| Kahnawake Mohawks     | 6         | 2        | 2        | 2        |  | 53        | 44        | 6          |
| St. Albert Miners     | 6         | 2        | 4        | 0        |  | 65        | 69        | 4          |
| Newtown Golden Eagles | 6         | 1        | 4        | 1        |  | 49        | 73        | 3          |
| Tri-City Bandits      | 6         | 0        | 5        | 1        |  | 45        | 87        | 1          |

**BRONZE MEDAL GAME**

St. Catharines Saints defeated Kahnawake Mohawks 13-8

**CHAMPIONSHIP GAME**

St. Regis Braves defeated Snake Island Muskies 11-8

**2012 PRESIDENT'S CUP - Spruce Grove, Alberta**

|                       | <u>GP</u> | <u>W</u> | <u>L</u> | <u>T</u> |  | <u>GF</u> | <u>GA</u> | <u>PTS</u> |
|-----------------------|-----------|----------|----------|----------|--|-----------|-----------|------------|
| St. Regis Braves*     | 6         | 6        | 0        | 0        |  | 84        | 44        | 12         |
| St. Catharines Saints | 6         | 5        | 1        | 0        |  | 63        | 39        | 10         |
| Spruce Grove Slash    | 6         | 4        | 2        | 0        |  | 67        | 56        | 8          |
| Rocky View Knights    | 6         | 2        | 4        | 0        |  | 58        | 70        | 4          |
| Tri City Bandits      | 6         | 2        | 4        | 0        |  | 57        | 70        | 4          |
| Onondaga Redhawks     | 6         | 2        | 4        | 0        |  | 61        | 89        | 4          |
| Kahnawake Mohawks     | 6         | 0        | 6        | 0        |  | 55        | 77        | 0          |

**BRONZE MEDAL GAME**

Rocky View Knights defeated Spruce Grove Slash 9-8 OT

**CHAMPIONSHIP GAME**

St. Regis Braves defeated St. Catharines Saints 13-9

**2013 PRESIDENT'S CUP – Kahnawake, Québec**

|                        | <u>GP</u> | <u>W</u> | <u>L</u> | <u>T</u> | <u>GF</u> | <u>GA</u> | <u>PTS</u> |
|------------------------|-----------|----------|----------|----------|-----------|-----------|------------|
| St. Catharines Saints* | 6         | 5        | 1        | 0        | 64        | 35        | 10         |
| Caughnawaga Indians    | 6         | 5        | 1        | 0        | 80        | 54        | 10         |
| Kahnawake Mohawks      | 6         | 4        | 2        | 0        | 67        | 55        | 8          |
| Calgary Mountaineers   | 6         | 3        | 3        | 0        | 53        | 57        | 6          |
| Nanaimo Timbermen      | 6         | 2        | 4        | 0        | 45        | 59        | 4          |
| Capital Region Axemen  | 6         | 1        | 5        | 0        | 48        | 73        | 2          |
| Onondaga Redhawks      | 6         | 1        | 5        | 0        | 52        | 76        | 2          |

## SEMI-FINALS

St. Catharines Saints defeated Calgary Mountaineers 10-6

Kahnawake Mohawks defeated Caughnawaga Indians 13-8

## BRONZE MEDAL GAME

Caughnawaga Indians defeated Calgary Mountaineers 14-9

## CHAMPIONSHIP GAME

St. Catharines Saints defeated Kahnawake Mohawks 8-5

**2014 PRESIDENT'S CUP – Coquitlam, British Columbia**

|                      | <u>GP</u> | <u>W</u> | <u>L</u> | <u>T</u> | <u>GF</u> | <u>GA</u> | <u>PTS</u> |
|----------------------|-----------|----------|----------|----------|-----------|-----------|------------|
| Kahnawake Mohawks    | 6         | 5        | 1        | 0        | 65        | 50        | 10         |
| Onondaga Redhawks*   | 6         | 5        | 1        | 0        | 71        | 45        | 10         |
| St. Albert Miners    | 6         | 4        | 2        | 0        | 51        | 36        | 8          |
| Six Nations Rivermen | 6         | 4        | 2        | 0        | 60        | 53        | 8          |
| Nanaimo Timbermen    | 6         | 2        | 4        | 0        | 40        | 63        | 4          |
| Tri-City Bandits     | 6         | 1        | 5        | 0        | 51        | 48        | 2          |
| Akwesasne Outlawz    | 6         | 0        | 6        | 0        | 31        | 74        | 0          |

## SEMI-FINALS

Onondaga Redhawks defeated St. Albert Miners 10-8

Six Nations Rivermen defeated Kahnawake Mohawks 8-4

## BRONZE MEDAL GAME

St. Albert Miners defeated Kahnawake Mohawks 7-5

## CHAMPIONSHIP GAME

Onondaga Redhawks defeated Six Nations Rivermen 9-7

**2015 PRESIDENT'S CUP – St. Catharines, Ontario**

|                                    | <u>GP</u> | <u>W</u> | <u>L</u> | <u>T</u> | <u>GF</u> | <u>GA</u> | <u>PTS</u> |
|------------------------------------|-----------|----------|----------|----------|-----------|-----------|------------|
| <b>DIVISION A – REX STIMERS</b>    |           |          |          |          |           |           |            |
| Six Nations Rivermen*              | 3         | 2        | 1        | 0        | 39        | 25        | 4          |
| Snake Island Muskies               | 3         | 2        | 1        | 0        | 34        | 27        | 4          |
| Rockeyview Knights                 | 3         | 2        | 1        | 0        | 22        | 30        | 4          |
| Nanaimo Timberman                  | 3         | 0        | 3        | 0        | 22        | 35        | 0          |
| <b>DIVISION B – JACK GATECLIFF</b> |           |          |          |          |           |           |            |
| St. Catharines Saints              | 3         | 3        | 0        | 0        | 39        | 19        | 6          |
| Onondaga Redhawks                  | 3         | 2        | 1        | 0        | 30        | 29        | 4          |
| Capital Region Axemen              | 3         | 1        | 2        | 0        | 29        | 29        | 2          |
| Nova Scotia Privateers             | 3         | 0        | 3        | 0        | 24        | 45        | 0          |

## SEVENTH PLACE

Nova Scotia Privateers defeated Nanaimo Timbermen 15-12

## QUARTER-FINALS

Capital Region Axemen defeated Snake Island Muskies 15-10

Onondaga Redhawks defeated Rockeyview Knights 13-10

## FIFTH PLACE

Rockeyview Knights defeated Snake Island Muskies 17-4

SEMI-FINALS

Six Nations Rivermen defeated Onondaga Redhawks 12-10  
Capital Region Axemen defeated St.Catharines Saints 11-10

BRONZE MEDAL GAME

St.Catharines Saints defeated Onondaga Redhawks 10-7

CHAMPIONSHIP GAME

Six Nations Rivermen defeated Capital Region Axemen 14-11

**2016 PRESIDENT'S CUP – Leduc, Alberta**

| DIVISION 1           | <u>GP</u> | <u>W</u> | <u>L</u> | <u>T</u> | <u>GF</u> | <u>GA</u> | <u>PTS</u> |
|----------------------|-----------|----------|----------|----------|-----------|-----------|------------|
| St. Albert Miners*   | 3         | 3        | 0        | 0        | 39        | 13        | 6          |
| Brooklin Merchants   | 3         | 2        | 1        | 0        | 32        | 15        | 4          |
| Calgary Mountaineers | 3         | 1        | 2        | 0        | 34        | 28        | 2          |
| Saskatoon Brewers    | 3         | 0        | 3        | 0        | 14        | 63        | 0          |

| DIVISION 1              | <u>GP</u> | <u>W</u> | <u>L</u> | <u>T</u> | <u>GF</u> | <u>GA</u> | <u>PTS</u> |
|-------------------------|-----------|----------|----------|----------|-----------|-----------|------------|
| Kahnawake Mohawks       | 3         | 2        | 1        | 0        | 31        | 29        | 4          |
| Cattaraugus Native Sons | 3         | 2        | 1        | 0        | 34        | 29        | 4          |
| Tyendinaga Thunderbirds | 3         | 1        | 2        | 0        | 29        | 31        | 2          |
| Langley Warriors        | 3         | 1        | 2        | 0        | 26        | 31        | 2          |

SEVENTH PLACE

Langley Warriors defeated Saskatoon Brewers 12-9 OT

QUARTER-FINALS

Brooklin Merchants defeated Tyendinaga Thunderbirds 13-5  
Cattaraugus Native Sons defeated Calgary Mountaineers 15-8

SEMI-FINALS

St. Albert Miners defeated Cattaraugus Native Sons 14-5  
Kahnawake Mohawks defeated Brooklin Merchants 7-4

BRONZE MEDAL GAME

Brooklin Merchants defeated Cattaraugus Native Sons 13-10

CHAMPIONSHIP GAME

St. Albert Miners defeated Kahnawake Mohawks 12-7

**2017 PRESIDENT'S CUP – Hagersville–Six Nations, Ontario**

|                         | <u>GP</u> | <u>W</u> | <u>L</u> | <u>T</u> | <u>GF</u> | <u>GA</u> | <u>PTS</u> |
|-------------------------|-----------|----------|----------|----------|-----------|-----------|------------|
| Six Nations Rivermen    | 8         | 7        | 1        | 0        | 112       | 53        | 14         |
| St. Albert Miners*      | 8         | 7        | 1        | 0        | 118       | 68        | 14         |
| Cattaraugus Native Sons | 8         | 6        | 2        | 0        | 136       | 66        | 12         |
| St. Regis Braves        | 8         | 5        | 3        | 0        | 107       | 67        | 10         |
| Kahnawake Mohawks       | 8         | 5        | 3        | 0        | 103       | 65        | 10         |
| Ladner Pioneers         | 8         | 3        | 5        | 0        | 66        | 88        | 6          |
| Saskatoon Brewers       | 8         | 2        | 6        | 0        | 52        | 159       | 4          |
| Six Nations Slash       | 8         | 1        | 7        | 0        | 66        | 117       | 2          |
| Nova Scotia Privateers  | 8         | 0        | 8        | 0        | 54        | 131       | 0          |

FIFTH PLACE

Ladner Pioneers defeated Kahnawake Mohawks 13-10

BRONZE MEDAL GAME

Cattaraugus Native Sons defeated St. Regis Braves 10-5

CHAMPIONSHIP GAME

St. Albert Miners defeated Six Nations Rivermen 7-6

**2018 PRESIDENT'S CUP – Nanaimo, British Columbia**

|                       | <u>GP</u> | <u>W</u> | <u>L</u> | <u>T</u> | <u>OL</u> | <u>GF</u> | <u>GA</u> | <u>PTS</u> |
|-----------------------|-----------|----------|----------|----------|-----------|-----------|-----------|------------|
| St. Albert Miners*    | 7         | 6        | 1        | 0        | 0         | 76        | 46        | 12         |
| Oakville Titans       | 7         | 5        | 1        | 0        | 1         | 66        | 49        | 11         |
| Caughnawaga Indians   | 7         | 5        | 2        | 0        | 0         | 69        | 51        | 10         |
| Nanaimo Timbermen     | 7         | 5        | 2        | 0        | 0         | 65        | 56        | 10         |
| Ladner Pioneers       | 7         | 3        | 4        | 0        | 0         | 66        | 57        | 6          |
| Capital Region Axemen | 7         | 2        | 4        | 0        | 1         | 48        | 61        | 5          |
| Onondaga Redhawks     | 7         | 2        | 5        | 0        | 0         | 54        | 73        | 4          |
| Saskatoon Brewers     | 7         | 0        | 7        | 0        | 0         | 43        | 94        | 0          |

**PLACEMENT PLAYOFFS**

Onondaga Redhawks defeated Capital Region Axemen 13-11  
 Saskatoon Brewers defeated Ladner Pioneers 10-8

**SEMI-FINALS**

Nanaimo Timbermen defeated Oakville Titans 10-3  
 St. Albert Miners defeated Caughnawaga Indians 14-2

**SEVENTH PLACE**

Ladner Pioneers defeated Capital Region Axemen 10-7

**FIFTH PLACE**

Saskatoon Brewers defeated Onondaga Redhawks 9-8

**BRONZE MEDAL GAME**

Caughnawaga Indians defeated Oakville Titans 15-6

**CHAMPIONSHIP GAME**

St. Albert Miners defeated Nanaimo Timbermen 10-8 OT

**2019 PRESIDENT'S CUP – Kahnawake, Québec**

|                       | <u>GP</u> | <u>W</u> | <u>L</u> | <u>T</u> | <u>GF</u> | <u>GA</u> | <u>PTS</u> |
|-----------------------|-----------|----------|----------|----------|-----------|-----------|------------|
| Akwesasne Bucks       | 7         | 5        | 1        | 1        | 102       | 64        | 11         |
| Six Nations Rivermen* | 7         | 5        | 1        | 1        | 82        | 59        | 11         |
| St. Albert Miners     | 7         | 4        | 2        | 1        | 80        | 58        | 9          |
| Kahnawake Mohawks     | 7         | 3        | 2        | 2        | 78        | 68        | 8          |
| Capital Region Axemen | 7         | 4        | 3        | 0        | 71        | 62        | 8          |
| Ladner Pioneers       | 7         | 3        | 4        | 0        | 87        | 103       | 6          |
| Snake Island Muskies  | 7         | 1        | 5        | 1        | 66        | 100       | 3          |
| Team Nova Scotia      | 7         | 0        | 7        | 0        | 61        | 113       | 0          |

**BRONZE MEDAL GAME**

Kahnawake Mohawks defeated St. Albert Miners 12-6

**CHAMPIONSHIP GAME**

Six Nations Rivermen defeated Akwesasne Bucks 9-5

**2020 PRESIDENT'S CUP – Leduc, Alberta**

*President's Cup tournament cancelled on May 28, 2020 due to the COVID-19 coronavirus pandemic*

**2021 PRESIDENT'S CUP**

*President's Cup tournament cancelled on June 10, 2021 due to the COVID-19 coronavirus pandemic*

**2022 PRESIDENT'S CUP – Edmonton, Alberta**

|                       | <u>GP</u> | <u>W</u> | <u>L</u> | <u>T</u> | <u>GF</u> | <u>GA</u> | <u>PTS</u> |
|-----------------------|-----------|----------|----------|----------|-----------|-----------|------------|
| St. Albert Miners     | 6         | 5        | 1        | 0        | 78        | 45        | 10         |
| Ladner Pioneers*      | 6         | 4        | 1        | 1        | 64        | 52        | 9          |
| Six Nations Rivermen  | 6         | 4        | 2        | 0        | 71        | 41        | 8          |
| Akwesasne Bucks       | 6         | 3        | 3        | 0        | 67        | 54        | 6          |
| Calgary Mountaineers  | 6         | 1        | 3        | 2        | 49        | 64        | 4          |
| Snake Island Muskies  | 6         | 0        | 3        | 3        | 50        | 63        | 3          |
| Capital Region Axemen | 6         | 0        | 4        | 2        | 27        | 87        | 2          |

**SEMI-FINALS**

Ladner defeated Six Nation Rivermen 14-8

Akwesasne Bucks defeated St. Albert Miners 10-9

**BRONZE MEDAL GAME**

Six Nation Rivermen defeated St. Albert Miners 12-8

**CHAMPIONSHIP GAME**

Ladner Pioneers defeated Akwesasne Bucks 8-6

**2023 PRESIDENT'S CUP – Oakville, Ontario**

|                      | <u>GP</u> | <u>W</u> | <u>L</u> | <u>T</u> | <u>GF</u> | <u>GA</u> | <u>PTS</u> |
|----------------------|-----------|----------|----------|----------|-----------|-----------|------------|
| Oakville Rock        | 6         | 5        | 1        | 0        | 69        | 39        | 10         |
| Ladner Pioneers*     | 6         | 5        | 1        | 0        | 56        | 43        | 10         |
| Snake Island Muskies | 6         | 3        | 3        | 0        | 43        | 48        | 6          |
| Edmonton Miners      | 6         | 3        | 3        | 0        | 52        | 56        | 6          |
| Kahnawake Mohawks    | 6         | 2        | 4        | 0        | 57        | 64        | 4          |
| Six Nations Rivermen | 6         | 2        | 4        | 0        | 35        | 45        | 4          |
| Tuscarora Tomahawks  | 6         | 1        | 5        | 0        | 41        | 58        | 2          |

**SEMI-FINALS**

Ladner Pioneers defeated Snake Island Muskies 10-8

Edmonton Miners defeated Oakville Rock 8-7

**BRONZE MEDAL GAME**

Oakville Rock defeated Snake Island Muskies 18-9

**CHAMPIONSHIP GAME**

Ladner Pioneers defeated Edmonton Miners 12-8



## CASTROL OIL PRESIDENTS TROPHY – SENIOR ‘B’ CHAMPIONS OF CANADA

|      | <u>Champion</u>       | <u>Finalist</u>               |
|------|-----------------------|-------------------------------|
| 1964 | *Hagersville Warriors | Ottawa Notre Dame Montagnards |
| 1965 | **Fergus Thistles     | Cornwall Wildcats             |
| 1966 | Nanaimo Luckies       | Fergus Thistles               |
| 1967 | Brantford Warriors    | Nanaimo Luckies               |
| 1968 | Brantford Warriors    | Nanaimo Luckies               |
| 1969 | Nanaimo O’Keefes      | Caughnawaga Indians           |
| 1970 | Windsor Clippers      | New Westminster Labatt Blues  |
| 1971 | Windsor Warlocks      | Burnaby Kokanees              |

## PRESIDENT’S CUP – SENIOR ‘B’ CHAMPIONS OF CANADA

|      | <u>Champion</u>                 | <u>Finalist</u>                 |
|------|---------------------------------|---------------------------------|
| 1972 | Brampton Excelsiors             | New Westminster Labatt Blues    |
| 1973 | Windsor Warlocks                | Prince George Molson Oldstylers |
| 1974 | Prince George Molson Oldstylers | Winnipeg All-Stars              |
| 1975 | Edmonton Fullers                | Nova Scotia                     |
| 1976 | Vernon Lodge Tigers             | Edmonton Fullers                |
| 1977 | Vernon Lodge Tigers             | Six Nations Braves              |
| 1978 | Vernon Lodge Tigers             | Sherwood Park Capitals          |
| 1979 | Owen Sound North Stars          | Edmonton Blues                  |
| 1980 | Owen Sound North Stars          | Orangeville Dufferin Northmen   |
| 1981 | Orangeville Dufferin Northmen   | Calgary                         |
| 1982 | Orangeville Dufferin Northmen   | Ohsweken Warriors               |
| 1983 | Calgary Mountaineers            | Newtown Golden Eagles           |
| 1984 | Orangeville Dufferin Northmen   | Kitchener-Waterloo Kodiaks      |
| 1985 | North Shore Indians             | Orangeville Northmen            |
| 1986 | Fergus Thistles                 | Newtown Golden Eagles           |
| 1987 | Fergus Thistles                 | Sarnia Lumley Wreckers          |
| 1988 | Fergus Thistles                 | Surrey Rebels                   |
| 1989 | Owen Sound North Stars          | Nanaimo Timbermen               |
| 1990 | Fergus Thistles                 | Edmonton Miners                 |
| 1991 | Owen Sound North Stars          | Edmonton Miners                 |
| 1992 | Fergus Thistles                 | Nanaimo Timbermen               |
| 1993 | North Shore Indians             | Edmonton Miners                 |
| 1994 | Tuscarora Thunderhawks          | Burnaby Lakers                  |
| 1995 | Akwesasne Thunder               | Burnaby Lakers                  |
| 1996 | Ohsweken Wolves                 | Akwesasne Thunder               |
| 1997 | Akwesasne Thunder               | Ohsweken Wolves                 |
| 1998 | Ladner Pioneers                 | Newtown Golden Eagles           |
| 1999 | Burnaby Bandits                 | North Shore Indians             |
| 2000 | Newton Golden Eagles            | Brooklin Merchants              |
| 2001 | North Shore Indians             | Abbotsford Bandits              |
| 2002 | Edmonton Outlaws                | Akwesasne Snye Warriors         |
| 2003 | Kitchener-Waterloo Kodiaks      | Owen Sound Woodsmen             |
| 2004 | Ladner Pioneers                 | Kahnawake Mohawks               |
| 2005 | Kitchener-Waterloo Kodiaks      | Tri-City Bandits                |
| 2006 | Wellington Aces                 | Sherwood Park Outlaws           |
| 2007 | Sherwood Park Outlaws           | Ajax-Pickering Rock             |

\* NOTE: Hagersville Warriors won the Ontario Senior ‘B’ Championship in 1964 – however at some point they were later added to the list of national champions for Senior ‘B’ as the “Ohsweken Warrriors” even though 1965 was reported as the first year of a National Senior ‘B’ Championship in Canada.

\*\* NOTE: Fergus Thistles won the Ontario Senior ‘B’ Championship. Port Alberni Labatts won the British Columbia Senior ‘B’ Championship. Arrangements were made for a National Championship series to be played – however it never took place.

|      |                              |                       |
|------|------------------------------|-----------------------|
| 2008 | <b>Owen Sound Woodsmen</b>   | Sherwood Park Outlaws |
| 2009 | <b>Owen Sound Woodsmen</b>   | Tri-City Bandits      |
| 2010 | <b>Onondaga Redhawks</b>     | Owen Sound Woodsmen   |
| 2011 | <b>St. Regis Braves</b>      | Snake Island Muskies  |
| 2012 | <b>St. Regis Braves</b>      | St. Catharines Saints |
| 2013 | <b>St. Catharines Saints</b> | Kahnawake Mohawks     |
| 2014 | <b>Onondaga Redhawks</b>     | Six Nations Rivermen  |
| 2015 | <b>Six Nations Rivermen</b>  | Capital Region Axemen |
| 2016 | <b>St. Albert Miners</b>     | Kahnawake Mohawks     |
| 2017 | <b>St. Albert Miners</b>     | Six Nations Rivermen  |
| 2018 | <b>St. Albert Miners</b>     | Nanaimo Timbermen     |
| 2019 | <b>Six Nations Rivermen</b>  | Akwesasne Bucks       |
| 2020 | <i>no decision</i>           |                       |
| 2021 | <i>no decision</i>           |                       |
| 2022 | <b>Ladner Pioneers</b>       | Akwesasne Bucks       |
| 2023 | <b>Ladner Pioneers</b>       | Edmonton Miners       |

## VICTORIA SENIOR 'A' & SENIOR 'B' LACROSSE

### 1939 VICTORIA BOX LACROSSE COMMISSION

|                        | <u>GP</u> | <u>W</u> | <u>L</u> | <u>T</u> | <u>GF</u> | <u>GA</u> | <u>PTS</u> |
|------------------------|-----------|----------|----------|----------|-----------|-----------|------------|
| James Bay*             | 16        | 12       | 4        | 0        | 332       | 237       | 24         |
| Victoria Conservatives | 16        | 9        | 7        | 0        | 281       | 295       | 18         |
| Victoria Alert Service | 16        | 7        | 9        | 0        | 262       | 245       | 14         |
| Esquimalt Navy         | 5         | 1        | 4        | 0        | 73        | 98        | 2          |
| Victoria Indians       | 5         | 0        | 5        | 0        | 47        | 98        | 0          |

*Missing goal data from two unreported games*

*Victoria Indians withdrew from league in mid-season*

*Esquimalt Navy withdrew from league in mid-season on July 6, 1939*

*League re-organised with three teams sometime between July 6 and July 11, 1939*

#### PLAYOFFS

Victoria Alert Service defeated Victoria Conservatives 2 games to 1 (23-24, 21-17, 25-21)

James Bay defeated Victoria Alert Service 3 games to 1 (25-16, 12-18, 14-12, 15-13)

#### EXHIBITION GAMES

Victoria Conservatives defeated Vancouver Island Indians 13-8

James Bay defeated Nanaimo All-Stars 22-13

Victoria Alert Service defeated Nanaimo Sports Centre 24-12

Victoria Conservatives defeated Kuiper Island-Songhees Indians 23-21

Nanaimo Spencer's Braves defeated Victoria Conservatives 35-18

### 1940 GREATER VICTORIA BOX LACROSSE ASSOCIATION

|                        | <u>GP</u> | <u>W</u> | <u>L</u> | <u>T</u> | <u>GF</u> | <u>GA</u> | <u>PTS</u> |
|------------------------|-----------|----------|----------|----------|-----------|-----------|------------|
| James Bay*             | 18        | 13       | 4        | 1        | 354       | 275       | 27         |
| Victoria Alert Service | 18        | 11       | 6        | 1        | 316       | 297       | 23         |
| Victoria Jokers        | 18        | 2        | 16       | 0        | 248       | 346       | 4          |

#### PLAYOFFS

Victoria Alert Service versus Victoria Jokers (19-18\*)

*\*game ordered replayed; Victoria Alert Service refused and withdrew from playoffs*

James Bay defeated Victoria Jokers 3 games to 1 (21-14, 12-14, 21-8, 26-13)

#### EXHIBITION GAMES

Victoria Alert Service defeated Nanaimo Cal-Ades 29-24

Vancouver Burrards defeated Victoria All-Stars 27-19

New Westminster Salmonbellies defeated Victoria All-Stars 26-16

### 1941 GREATER VICTORIA BOX LACROSSE ASSOCIATION

|                        | <u>GP</u> | <u>W</u> | <u>L</u> | <u>T</u> | <u>GF</u> | <u>GA</u> | <u>PTS</u> |
|------------------------|-----------|----------|----------|----------|-----------|-----------|------------|
| James Bay*             | 13        | 11       | 1        | 1        | 239       | 141       | 23         |
| Victoria Alert Service | 12        | 6        | 5        | 1        | 181       | 220       | 13         |
| Victoria Jokers        | 11        | 2        | 9        | 0        | 134       | 165       | 4          |
| Victoria Army          | 6         | 1        | 5        | 0        | 71        | 99        | 2          |

*Victoria Army withdrew from league in protest on June 18, 1941*

*July 18, 1941 game between Victoria Alert Service and James Bay cancelled*

#### PLAYOFFS

Victoria Alert Service defeated Victoria Jokers 4 games to 3 (12-11 OT, 5-19, 21-7\*, 8-9\*\*, 16-4, 8-11, 19-10\*\*\*)

*\*protested by Victoria Jokers; \*\*protested by Victoria Alert Service; \*\*\*sudden-death game to decide series*

#### LITTLE & TAYLOR CUP CHAMPIONSHIP

James Bay defeated Victoria Alert Service 4 games to 1 (13-14, 20-12, 27-9, 18-11, 17-10)

#### EXHIBITION GAMES

James Bay defeated New Westminster Salmonbellies 15-9

James Bay defeated Nanaimo Cal-Ades 22-12

### 1942 GREATER VICTORIA BOX LACROSSE ASSOCIATION

|                                    | <u>GP</u> | <u>W</u> | <u>L</u> | <u>T</u> | <u>GF</u> | <u>GA</u> | <u>PTS</u> |
|------------------------------------|-----------|----------|----------|----------|-----------|-----------|------------|
| James Bay / James Bay-Douglas Tire | 16        | 11       | 5        | 0        | 293       | 243       | 22         |
| Victoria United Services*          | 16        | 10       | 4        | 2        | 317       | 249       | 22         |
| Victoria Oaklands                  | 15        | 7        | 7        | 1        | 281       | 270       | 15         |
| Victoria Jokers                    | 15        | 4        | 10       | 1        | 182       | 293       | 9          |
| Victoria Douglas Tire              | 12        | 3        | 9        | 0        | 202       | 220       | 6          |

*Victoria Douglas Tire amalgamated with James Bay on July 16, 1942*

*Victoria Jokers amalgamated with Victoria Oaklands on July 30, 1942*

#### TIEBREAKER PLAYOFF

James Bay-Douglas Tire defeated Victoria United Services 21-19 OT

#### PLAYOFF

Victoria United Services defeated Victoria Oaklands 3 games to 0 (17-14, 27-9, 14-10)

#### LITTLE & TAYLOR CUP CHAMPIONSHIP

Victoria United Services defeated James Bay-Douglas Tire 4 games to 0 (23-11, 20-15, 24-5, 16-13)

#### BRITISH COLUMBIA PROVINCIAL CHAMPIONSHIP

New Westminster Salmonbellies defeated Victoria United Services 2 games to 0 (15-5, 12-8)

#### EXHIBITION GAMES

Victoria All-Stars defeated Wallaces United 23-18

Victoria All-Stars defeated Victoria United Services 26-16

Victoria All-Stars defeated Vancouver All-Stars 18-14

### 1945 SENIOR 'B' LACROSSE LEAGUE

|                    | <u>GP</u> | <u>W</u> | <u>L</u> | <u>T</u> | <u>GF</u> | <u>GA</u> | <u>PTS</u> |
|--------------------|-----------|----------|----------|----------|-----------|-----------|------------|
| Victoria Jokers*   | 14        | 11       | 3        | 0        |           |           | 22         |
| Victoria Owl Drugs | 14        | 5        | 9        | 0        |           |           | 10         |
| Victoria Navy      | 12        | 4        | 8        | 0        |           |           | 8          |

#### PLAYOFF

Victoria Jokers defeated Victoria Owl Drugs 4 games to 0 (16-12, 14-8, 13-5, 22-10)

### 1946 SENIOR 'B' LACROSSE LEAGUE

|                                | <u>GP</u> | <u>W</u> | <u>L</u> | <u>T</u> | <u>GF</u> | <u>GA</u> | <u>PCT</u> |
|--------------------------------|-----------|----------|----------|----------|-----------|-----------|------------|
| Victoria Canadian Legion*      | 8         | 8        | 0        | 0        |           |           | 16         |
| Tillicum Athletic Club Juniors | 8         | 5        | 3        | 0        |           |           | 10         |
| Foul Bay                       | 8         | 4        | 4        | 0        |           |           | 8          |
| Victoria Jokers                | 8         | 3        | 5        | 0        |           |           | 6          |
| Victoria Navy                  | 8         | 0        | 8        | 0        |           |           | 0          |

#### PLAYOFFS

Victoria Jokers defeated Foul Bay 2 games to 0 (16-11, 10-9)

Victoria Canadian Legion defeated Victoria Jokers 3 games to 0 (15-4, 11-8, 13-9)

### 1947 SENIOR 'B' LACROSSE LEAGUE

|                                | <u>GP</u> | <u>W</u> | <u>L</u> | <u>T</u> | <u>GF</u> | <u>GA</u> | <u>PCT</u> |
|--------------------------------|-----------|----------|----------|----------|-----------|-----------|------------|
| Victoria Canadian Legion*      | 15        | 10       | 5        | 0        |           |           | .667       |
| Foul Bay                       | 16        | 11       | 5        | 0        |           |           | .686       |
| Victoria Jokers                | 14        | 7        | 7        | 0        |           |           | .500       |
| Tillicum Athletic Club Juniors | 12        | 6        | 6        | 0        |           |           | .500       |
| James Bay Athletic Association | 15        | 2        | 13       | 0        |           |           | .133       |

*Final Standings incomplete*

**PLAYOFFS**

Victoria Canadian Legion defeated Foul Bay in tiebreaker-game 15-12

Victoria Canadian Legion defeated James Bay Athletic Association 2 games to 1 plus 2 tied games (11-12, 12-12, 8-8, 11-10, 11-5)  
Foul Bay defeated Victoria Jokers 2 games to 0 (15-8, 12-8)

Victoria Canadian Legion defeated Foul Bay 2 games to 0 (9-8, 10-9)

**1948 VANCOUVER ISLAND SENIOR 'B' LACROSSE LEAGUE**

|                                | <u>GP</u> | <u>W</u> | <u>L</u> | <u>T</u> | <u>GF</u> | <u>GA</u> | <u>PCT</u> |
|--------------------------------|-----------|----------|----------|----------|-----------|-----------|------------|
| Nanaimo Palaces*               | 14        | 12       | 2        | 0        |           |           | .857       |
| Victoria Jokers                | 15        | 11       | 4        | 0        |           |           | .733       |
| Foul Bay                       | 16        | 7        | 9        | 0        |           |           | .438       |
| Tillicum Athletic Club         | 14        | 4        | 10       | 0        |           |           | .286       |
| James Bay Athletic Association | 15        | 3        | 12       | 0        |           |           | .200       |

*Three games not reported*

**PLAYOFFS**

Victoria Jokers defeated Foul Bay 2 games to 0 (9-4, 11-7)

Nanaimo Palaces defeated Tillicum Athletic Club 2 games to 0 (12-2, 8-7)

Nanaimo Palaces defeated Victoria Jokers 4 games to 1 plus 1 tied game (10-9, 10-4, 9-9 OT, J-K, 8-3, 10-6)

**1949 VICTORIA CITY SENIOR 'B' LACROSSE LEAGUE**

|                         | <u>GP</u> | <u>W</u> | <u>L</u> | <u>T</u> | <u>GF</u> | <u>GA</u> | <u>PCT</u> |
|-------------------------|-----------|----------|----------|----------|-----------|-----------|------------|
| Foul Bay                | 16        | 11       | 5        | 0        | 160       | 135       | .688       |
| Tillicum Athletic Club* | 16        | 7        | 9        | 0        | 157       | 155       | .438       |
| Victoria Jokers         | 16        | 6        | 10       | 0        | 138       | 165       | .375       |

**PLAYOFFS**

Tillicum Athletic Club defeated Victoria Jokers 2 games to 0 (7-5, 6-5)

Tillicum Athletic Club defeated Foul Bay 3 games to 0 (13-1, 8-7, 9-8)

**1950 VICTORIA CITY SENIOR 'B' LACROSSE LEAGUE**

|                        | <u>GP</u> | <u>W</u> | <u>L</u> | <u>T</u> | <u>GF</u> | <u>GA</u> | <u>PTS</u> |
|------------------------|-----------|----------|----------|----------|-----------|-----------|------------|
| Victoria Jokers*       | 18        | 15       | 3        | 0        | 147       | 88        | 30         |
| Foul Bay               | 18        | 13       | 5        | 0        | 176       | 81        | 26         |
| Tillicum Athletic Club | 18        | 8        | 10       | 0        | 168       | 117       | 16         |
| Victoria Navy          | 18        | 0        | 18       | 0        | 49        | 254       | 0          |

**PLAYOFFS**

Foul Bay defeated Tillicum Athletic Club 2 games to 0 (16-6, 11-10 OT)

Victoria Jokers defeated Foul Bay 3 games to 1 (6-4, 6-10, 11-8, 5-4)

**1951 VICTORIA CITY SENIOR 'B' LACROSSE LEAGUE**

|                         | <u>GP</u> | <u>W</u> | <u>L</u> | <u>T</u> | <u>GF</u> | <u>GA</u> | <u>PTS</u> |
|-------------------------|-----------|----------|----------|----------|-----------|-----------|------------|
| Foul Bay*               | 11        | 11       | 0        | 0        | 132       | 48        | 22         |
| Tillicum Athletic Club  | 10        | 5        | 5        | 0        | 66        | 60        | 10         |
| Victoria Western Jokers | 11        | 5        | 6        | 0        | 60        | 56        | 10         |
| Victoria Navy           | 10        | 0        | 10       | 0        | 37        | 131       | 0          |

**PLAYOFFS**

Victoria Western Jokers defeated Tillicum Athletic Club 2 games to 0 (15-5, 13-8)

Foul Bay defeated Victoria Western Jokers 3 games to 0 (14-11, 6-4\*, 6-5\*\*, 12-8)

*\*protested; \*\* replay of protested game*

**1952 GREATER VICTORIA SENIOR 'B' LACROSSE LEAGUE**

|                 | <u>GP</u> | <u>W</u> | <u>L</u> | <u>T</u> | <u>GF</u> | <u>GA</u> | <u>PTS</u> |
|-----------------|-----------|----------|----------|----------|-----------|-----------|------------|
| Foul Bay*       | 16        | 12       | 4        | 0        | 225       | 153       | 24         |
| Nanaimo Jets    | 17        | 9        | 8        | 0        | 192       | 214       | 18         |
| Victoria Jokers | 17        | 4        | 13       | 0        | 172       | 222       | 8          |

**PLAYOFFS**

Nanaimo Jets defeated Victoria Jokers 2 games to 1 (18-16, 11-15, 27-8)

Foul Bay defeated Nanaimo Jets 3 games to 0 (21-13, 17-11, 28-6)

**1953 GREATER VICTORIA SENIOR 'B' LACROSSE LEAGUE**

|                 | <u>GP</u> | <u>W</u> | <u>L</u> | <u>T</u> | <u>GF</u> | <u>GA</u> | <u>PTS</u> |
|-----------------|-----------|----------|----------|----------|-----------|-----------|------------|
| Foul Bay*       | 12        | 9        | 3        | 0        |           |           | 18         |
| Nanaimo Jets    | 12        | 6        | 6        | 0        |           |           | 12         |
| Victoria Jokers | 12        | 3        | 9        | 0        |           |           | 6          |

**PLAYOFF**

Foul Bay defeated Nanaimo Jets 3 games to 0 (12-10, 12-5, 14-8)

**1954 GREATER VICTORIA SENIOR 'B' LACROSSE LEAGUE**

|                 | <u>GP</u> | <u>W</u> | <u>L</u> | <u>T</u> | <u>GF</u> | <u>GA</u> | <u>PTS</u> |
|-----------------|-----------|----------|----------|----------|-----------|-----------|------------|
| Foul Bay        | 21        | 17       | 4        | 0        |           |           | 34         |
| Nanaimo Jets*   | 21        | 17       | 4        | 0        |           |           | 34         |
| Victoria Jokers | 20        | 5        | 15       | 0        |           |           | 10         |
| Victoria Navy   | 20        | 2        | 18       | 0        |           |           | 4          |

*One game not reported*

**PLAYOFFS**

Foul Bay defeated Nanaimo Jets in tiebreaker-game 14-10

Nanaimo Jets defeated Victoria Jokers 2 games to 0 (10-8, 17-8)

Foul Bay defeated Victoria Navy 2 games to 0 (6-4, 9-7)

Nanaimo Jets defeated Foul Bay 3 games to 1 (8-5, 10-12, 11-5, 11-5)

**1955 VICTORIA SENIOR 'B' LACROSSE LEAGUE**

|                           | <u>GP</u> | <u>W</u> | <u>L</u> | <u>T</u> | <u>GF</u> | <u>GA</u> | <u>PTS</u> |
|---------------------------|-----------|----------|----------|----------|-----------|-----------|------------|
| Foul Bay                  | 8         | 8        | 0        | 0        | 89        | 33        | 16         |
| Victoria Junior Shamrocks | 8         | 6        | 2        | 0        | 68        | 49        | 12         |
| Victoria Jokers           | 9         | 1        | 7        | 1        | 50        | 95        | 3          |
| Victoria Navy             | 9         | 1        | 7        | 1        | 57        | 87        | 3          |

*Final Standings incomplete*

**PLAYOFFS**

Victoria Jokers defeated Victoria Navy 2 games to 0 (14-11 OT, 10-5)

Foul Bay defeated Victoria Jokers 2 games to 0 (10-5, 8-6)

**1956 VICTORIA SENIOR 'B' LACROSSE LEAGUE**

|                           | <u>GP</u> | <u>W</u> | <u>L</u> | <u>T</u> | <u>GF</u> | <u>GA</u> | <u>PTS</u> |
|---------------------------|-----------|----------|----------|----------|-----------|-----------|------------|
| Foul Bay*                 | 10        | 9        | 1        | 0        |           |           | 18         |
| Victoria Junior Shamrocks | 11        | 6        | 5        | 0        |           |           | 12         |
| Victoria Jokers           | 11        | 1        | 10       | 0        |           |           | 2          |

*Final Standings incomplete***QUALIFICATION PLAYOFFS**

Victoria Jokers defeated Foul Bay 6-4

Foul Bay defeated Victoria Jokers 8-7

**PLAYOFFS**

Foul Bay defeated Victoria Jokers 2 games to 1 (3-4, 7-2, 10-3)

**1957 VICTORIA SENIOR 'B' LACROSSE LEAGUE**

|                      | <u>GP</u> | <u>W</u> | <u>L</u> | <u>T</u> | <u>GF</u> | <u>GA</u> | <u>PTS</u> |
|----------------------|-----------|----------|----------|----------|-----------|-----------|------------|
| Victoria Island Tug* |           |          |          |          |           |           |            |
| Victoria Jokers      |           |          |          |          |           |           |            |

**PLAYOFF**

Victoria Island Tug defeated Victoria Jokers 2 games to 0 (13-5, 16-6)

**1961 VANCOUVER ISLAND SENIOR 'B' LACROSSE LEAGUE**

|                  | <u>GP</u> | <u>W</u> | <u>L</u> | <u>T</u> | <u>GF</u> | <u>GA</u> | <u>PTS</u> |
|------------------|-----------|----------|----------|----------|-----------|-----------|------------|
| Foul Bay Tugmen  |           |          |          |          |           |           |            |
| Nanaimo Ramblers |           |          |          |          |           |           |            |
| Victoria Jokers  |           |          |          |          |           |           |            |

**1962 VANCOUVER ISLAND SENIOR 'B' LACROSSE LEAGUE**

|                  | <u>GP</u> | <u>W</u> | <u>L</u> | <u>T</u> | <u>GF</u> | <u>GA</u> | <u>PTS</u> |
|------------------|-----------|----------|----------|----------|-----------|-----------|------------|
| Esquimalt Tugmen |           |          |          |          |           |           |            |
| Nanaimo Volvos   |           |          |          |          |           |           |            |
| Victoria Jokers  |           |          |          |          |           |           |            |

**1963 VANCOUVER ISLAND SENIOR 'B' LACROSSE LEAGUE**

|                  | <u>GP</u> | <u>W</u> | <u>L</u> | <u>T</u> | <u>GF</u> | <u>GA</u> | <u>PTS</u> |
|------------------|-----------|----------|----------|----------|-----------|-----------|------------|
| Esquimalt Tugmen |           |          |          |          |           |           |            |
| Nanaimo Volvos   |           |          |          |          |           |           |            |
| Victoria Jokers  |           |          |          |          |           |           |            |

**1964 VANCOUVER ISLAND SENIOR 'B' LACROSSE LEAGUE**

|                          | <u>GP</u> | <u>W</u> | <u>L</u> | <u>T</u> | <u>GF</u> | <u>GA</u> | <u>PTS</u> |
|--------------------------|-----------|----------|----------|----------|-----------|-----------|------------|
| Nanaimo Commercial Hotel |           |          |          |          |           |           |            |
| Victoria Jokers          |           |          |          |          |           |           |            |
| Foul Bay Tugmen          |           |          |          |          |           |           |            |

**PLAYOFFS**

Victoria Jokers defeated Foul Bay Tugmen 2 games to 0 (9-3, 13-2)

Nanaimo Commercial Hotel defeated Victoria Jokers 3 games to 1 (X-X, X-X, 12-8, 12-7)

**BC SENIOR 'B' PROVINCIALS**

Nanaimo Commercial Hotel defeated Vancouver Calder Bluebirds 2 games to 0 (14-7, 15-8)

**1965 VANCOUVER ISLAND SENIOR 'B' LACROSSE LEAGUE**

|                 | <u>GP</u> | <u>W</u> | <u>L</u> | <u>T</u> | <u>GF</u> | <u>GA</u> | <u>PTS</u> |
|-----------------|-----------|----------|----------|----------|-----------|-----------|------------|
| Nanaimo         |           |          |          |          |           |           |            |
| Port Alberni    |           |          |          |          |           |           |            |
| Victoria Tugmen |           |          |          |          |           |           |            |

**1966 VANCOUVER ISLAND SENIOR 'B' LACROSSE LEAGUE**

|                           | <u>GP</u> | <u>W</u> | <u>L</u> | <u>T</u> | <u>GF</u> | <u>GA</u> | <u>PTS</u> |
|---------------------------|-----------|----------|----------|----------|-----------|-----------|------------|
| Nanaimo Juniors           |           |          |          |          |           |           |            |
| Nanaimo Seniors           |           |          |          |          |           |           |            |
| Port Alberni              |           |          |          |          |           |           |            |
| Victoria Junior Shamrocks |           |          |          |          |           |           |            |
| Victoria Red Lion Inn     |           |          |          |          |           |           |            |

**1967 VANCOUVER ISLAND SENIOR 'B' LACROSSE LEAGUE**

|                           | <u>GP</u> | <u>W</u> | <u>L</u> | <u>T</u> | <u>GF</u> | <u>GA</u> | <u>PTS</u> |
|---------------------------|-----------|----------|----------|----------|-----------|-----------|------------|
| Nanaimo Juniors           |           |          |          |          |           |           |            |
| Nanaimo Luckies           |           |          |          |          |           |           |            |
| Port Alberni              |           |          |          |          |           |           |            |
| Victoria Junior Shamrocks |           |          |          |          |           |           |            |
| Victoria Red Lion Inn     |           |          |          |          |           |           |            |

**1968 VANCOUVER ISLAND SENIOR 'B' LACROSSE LEAGUE**

|                       | <u>GP</u> | <u>W</u> | <u>L</u> | <u>T</u> | <u>GF</u> | <u>GA</u> | <u>PTS</u> |
|-----------------------|-----------|----------|----------|----------|-----------|-----------|------------|
| Nanaimo Luckies       |           |          |          |          |           |           |            |
| Nanaimo O'Keefes      |           |          |          |          |           |           |            |
| Port Alberni Barclays |           |          |          |          |           |           |            |
| Victoria Old Stylers  |           |          |          |          |           |           |            |

**1969 VANCOUVER ISLAND SENIOR 'B' LACROSSE LEAGUE**

|                       | <u>GP</u> | <u>W</u> | <u>L</u> | <u>T</u> | <u>GF</u> | <u>GA</u> | <u>PTS</u> |
|-----------------------|-----------|----------|----------|----------|-----------|-----------|------------|
| Nanaimo City          |           |          |          |          |           |           |            |
| Nanaimo Luckies       |           |          |          |          |           |           |            |
| Port Alberni Barclays |           |          |          |          |           |           |            |
| Victoria King's Hotel |           |          |          |          |           |           |            |

**PLAYOFFS**

Nanaimo Luckies defeated Port Alberni Barclays 3 games to 0 (24-8, 28-6, 22-8)

Nanaimo Luckies defeated Nanaimo City 4 games to 0 (L-C, L-C, 24-6, 12-6)

**1970 VANCOUVER ISLAND SENIOR 'B' LACROSSE LEAGUE**

|                           | <u>GP</u> | <u>W</u> | <u>L</u> | <u>T</u> | <u>GF</u> | <u>GA</u> | <u>PTS</u> |
|---------------------------|-----------|----------|----------|----------|-----------|-----------|------------|
| Nanaimo Labatts*          | 24        | 18       | 5        | 1        |           |           | 37         |
| Victoria McDonald's Bread | 24        | 15       | 6        | 3        |           |           | 33         |
| Nanaimo City              | 24        | 11       | 12       | 1        |           |           | 23         |
| Port Alberni              | 24        | 1        | 22       | 1        |           |           | 3          |

**VANCOUVER ISLAND FINALS**

Nanaimo Labatts defeated Nanaimo City 3 games to 1 (33-6, 21-8, 13-17 OT, 25-15)



**1970 VANCOUVER ISLAND SENIOR 'C' LACROSSE LEAGUE**

|                        | <u>GP</u> | <u>W</u> | <u>L</u> | <u>T</u> | <u>GF</u> | <u>GA</u> | <u>PTS</u> |
|------------------------|-----------|----------|----------|----------|-----------|-----------|------------|
| Nanaimo Native Sons*   |           |          |          |          |           |           |            |
| Crofton Hotel          |           |          |          |          |           |           |            |
| Duncan Braves          |           |          |          |          |           |           |            |
| Ladysmith Beachcombers |           |          |          |          |           |           |            |

**PLAYOFFS**

Nanaimo Native Sons defeated Ladysmith beachcomers 2 games to 0 (12-4, 22-2)

Crofton Hotel defeated Duncan Braves 2 games to 0 (C-D, 19-5)

Nanaimo Native Sons defeated Crofton Hotel (10-8, 8-5)

**1972 VANCOUVER ISLAND INTERMEDIATE LACROSSE LEAGUE**

|                                | <u>GP</u> | <u>W</u> | <u>L</u> | <u>T</u> | <u>GF</u> | <u>GA</u> | <u>PTS</u> |
|--------------------------------|-----------|----------|----------|----------|-----------|-----------|------------|
| Esquimalt Teamsters            |           |          |          |          |           |           |            |
| Victoria Island Pacific Oil    |           |          |          |          |           |           |            |
| Saanich Charman Pacific Realty |           |          |          |          |           |           |            |

**VICTORIA SENIOR LACROSSE CHAMPIONS**

|      | <u>Champion</u>  | <u>Finalist</u>        |
|------|------------------|------------------------|
| 1939 | <b>James Bay</b> | Victoria Alert Service |
| 1940 | <b>James Bay</b> | Victoria Jokers        |

**LITTLE & TAYLOR TROPHY – GREATER VICTORIA SENIOR 'B' CITY CHAMPIONS**

|      | <u>Champion</u>                 | <u>Finalist</u>         |
|------|---------------------------------|-------------------------|
| 1941 | <b>James Bay</b>                | Victoria Alert Service  |
| 1942 | <b>Victoria United Services</b> | James Bay-Douglas Tire  |
| 1943 |                                 |                         |
| 1944 |                                 |                         |
| 1945 | <b>Victoria Jokers</b>          | Victoria Owl Drugs      |
| 1946 | <b>Victoria Canadian Legion</b> | Victoria Jokers         |
| 1947 | <b>Victoria Canadian Legion</b> | Foul Bay                |
| 1948 | <b>Nanaimo Palaces</b>          | Victoria Jokers         |
| 1949 | <b>Tillicum Athletic Club</b>   | Foul Bay                |
| 1950 | <b>Victoria Jokers</b>          | Foul Bay                |
| 1951 | <b>Foul Bay</b>                 | Victoria Western Jokers |
| 1952 | <b>Foul Bay</b>                 | Nanaimo Jets            |
| 1953 | <b>Foul Bay</b>                 | Nanaimo Jets            |
| 1954 | <b>Nanaimo Jets</b>             | Foul Bay                |
| 1955 | <b>Foul Bay</b>                 | Victoria Jokers         |
| 1956 | <b>Foul Bay</b>                 | Victoria Jokers         |
| 1957 | <b>Victoria Island Tug</b>      | Victoria Jokers         |
| 1969 | <b>Nanaimo Luckies</b>          | Nanaimo City            |
| 1970 | <b>Nanaimo Luckies</b>          | Nanaimo City            |

**1978 SOUTH VANCOUVER ISLAND SENIOR 'B' LACROSSE LEAGUE**

|                                 | <u>GP</u> | <u>W</u> | <u>L</u> | <u>T</u> | <u>GF</u> | <u>GA</u> | <u>PTS</u> |
|---------------------------------|-----------|----------|----------|----------|-----------|-----------|------------|
| Victoria Athletic Association   |           |          |          |          |           |           |            |
| Esquimalt Universal Sheet Metal |           |          |          |          |           |           |            |
| Saanich Metro Honda             |           |          |          |          |           |           |            |
| Hampton Park Hustlers           |           |          |          |          |           |           |            |

**1979 SOUTH VANCOUVER ISLAND SENIOR 'B' LACROSSE LEAGUE**

|                                 | <u>GP</u> | <u>W</u> | <u>L</u> | <u>T</u> | <u>GF</u> | <u>GA</u> | <u>PTS</u> |
|---------------------------------|-----------|----------|----------|----------|-----------|-----------|------------|
| Victoria Athletic Association   | 12        | 12       | 0        | 0        |           |           |            |
| Esquimalt Universal Sheet Metal | 11        | 6        | 5        | 0        |           |           |            |
| Saanich Metro Honda             | 12        | 5        | 7        | 0        |           |           |            |
| G&W Landscaping                 | 10        | 0        | 10       | 0        |           |           |            |

**1980 NORTH VANCOUVER ISLAND SENIOR 'B' LACROSSE LEAGUE**

|                              | <u>GP</u> | <u>W</u> | <u>L</u> | <u>T</u> | <u>GF</u> | <u>GA</u> | <u>PTS</u> |
|------------------------------|-----------|----------|----------|----------|-----------|-----------|------------|
| Port Alberni Tyees           | 16        | 10       | 6        | 0        | 208       | 157       | 20         |
| Duncan Village Green Cowboys | 16        | 9        | 7        | 0        | 161       | 178       | 18         |
| Nanaimo Midnight Auto        | 16        | 5        | 11       | 0        | 153       | 187       | 10         |

**PLAYOFFS**

Nanaimo Midnight Auto defeated Duncan Village Green Cowboys

Nanaimo Midnight Auto defeated Port Alberni Tyees 3 games to 0 (11-8 OT, 13-11 OT, 7-5)

**1980 SOUTH VANCOUVER ISLAND SENIOR 'B' LACROSSE LEAGUE**

|                                 | <u>GP</u> | <u>W</u> | <u>L</u> | <u>T</u> | <u>GF</u> | <u>GA</u> | <u>PTS</u> |
|---------------------------------|-----------|----------|----------|----------|-----------|-----------|------------|
| Esquimalt Universal Sheet Metal | 12        | 12       | 0        | 0        | 188       | 70        | 24         |
| Victoria Athletic Association   | 12        | 7        | 5        | 0        | 161       | 133       | 14         |
| Saanich Metro Honda             | 12        | 2        | 9        | 1        | 115       | 180       | 5          |
| G&W Landscaping                 | 12        | 2        | 9        | 1        | 100       | 169       | 5          |

**1981 NORTH VANCOUVER ISLAND SENIOR 'B' LACROSSE LEAGUE**

|                                      | <u>GP</u> | <u>W</u> | <u>L</u> | <u>T</u> | <u>GF</u> | <u>GA</u> | <u>PTS</u> |
|--------------------------------------|-----------|----------|----------|----------|-----------|-----------|------------|
| Port Alberni Tyees*                  |           |          |          |          |           |           |            |
| Duncan Village Cowboys               |           |          |          |          |           |           |            |
| Nanaimo Midnight Auto / Nanaimo City |           |          |          |          |           |           |            |
| Cowichan Braves                      |           |          |          |          |           |           |            |

**PLAYOFFS**

Nanaimo City defeated Duncan Village Cowboys

Port Alberni Tyees defeated Nanaimo City 3 games to 1 (N-P, P-N, P-N, 17-5)

**1981 SOUTH VANCOUVER ISLAND SENIOR 'B' LACROSSE LEAGUE**

|                                 | <u>GP</u> | <u>W</u> | <u>L</u> | <u>T</u> | <u>GF</u> | <u>GA</u> | <u>PTS</u> |
|---------------------------------|-----------|----------|----------|----------|-----------|-----------|------------|
| Esquimalt Universal Sheet Metal |           |          |          |          |           |           |            |
| G&W Landscaping                 |           |          |          |          |           |           |            |
| Saanich Metro Honda             |           |          |          |          |           |           |            |
| Victoria Athletics              |           |          |          |          |           |           |            |

**1982 NORTH VANCOUVER ISLAND SENIOR 'B' LACROSSE LEAGUE**

|                    | <u>GP</u> | <u>W</u> | <u>L</u> | <u>T</u> | <u>GF</u> | <u>GA</u> | <u>PTS</u> |
|--------------------|-----------|----------|----------|----------|-----------|-----------|------------|
| Cowichan Warriors  |           |          |          |          |           |           |            |
| Duncan Cowboys     |           |          |          |          |           |           |            |
| Nanaimo City       |           |          |          |          |           |           |            |
| Port Alberni Tyees |           |          |          |          |           |           |            |

**1997 VICTORIA SENIOR LACROSSE LEAGUE**

|                  | <u>GP</u> | <u>W</u> | <u>L</u> | <u>T</u> | <u>GF</u> | <u>GA</u> | <u>PTS</u> |
|------------------|-----------|----------|----------|----------|-----------|-----------|------------|
| Victoria Luckies | 10        | 5        | 4        | 1        |           |           | 11         |
| Victoria Jokers  | 10        | 5        | 4        | 1        |           |           | 11         |
| Victoria Tugmen  | 10        | 5        | 5        | 0        |           |           | 10         |
| Victoria Eagles  | 10        | 5        | 5        | 0        |           |           | 10         |

**1999 VICTORIA SENIOR LACROSSE LEAGUE**

|                        | <u>GP</u> | <u>W</u> | <u>L</u> | <u>T</u> | <u>GF</u> | <u>GA</u> | <u>PTS</u> |
|------------------------|-----------|----------|----------|----------|-----------|-----------|------------|
| Victoria Bobcats       | 16        | 14       | 1        | 1        |           |           | 29         |
| Victoria Firefighters  | 17        | 14       | 3        | 0        |           |           | 28         |
| Victoria Luckies       | 17        | 10       | 5        | 2        |           |           | 22         |
| Victoria Jokers        | 15        | 10       | 4        | 1        |           |           | 21         |
| Victoria Tugmen        | 14        | 8        | 6        | 0        |           |           | 16         |
| Victoria Thunder       | 17        | 6        | 10       | 1        |           |           | 13         |
| Victoria Indians       | 16        | 5        | 10       | 1        |           |           | 11         |
| Victoria Intermediates | 14        | 4        | 10       | 0        |           |           | 8          |
| Victoria Tillicum      | 14        | 1        | 11       | 2        |           |           | 4          |
| Campbell River         | 14        | 1        | 13       | 0        |           |           | 2          |

## VICTORIA SENIOR 'C' LACROSSE

### 2007 VICTORIA SENIOR 'C' LACROSSE LEAGUE

|                  | <u>GP</u> | <u>W</u> | <u>L</u> | <u>T</u> | <u>GF</u> | <u>GA</u> | <u>PTS</u> |
|------------------|-----------|----------|----------|----------|-----------|-----------|------------|
| Victoria Luckies | 12        | 10       | 1        | 1        | 90        | 47        | 21         |
| Victoria Bobcats | 12        | 6        | 6        | 0        | 67        | 67        | 12         |
| Victoria Tugmen  | 12        | 5        | 7        | 0        | 57        | 80        | 10         |
| Victoria Jokers  | 12        | 2        | 9        | 1        | 47        | 67        | 5          |

*Victoria Jokers forfeited game 1-0 to Victoria Bobcats on June 14, 2007 for use of an ineligible player*

### 2008 VICTORIA SENIOR 'C' LACROSSE LEAGUE

|                  | <u>GP</u> | <u>W</u> | <u>L</u> | <u>T</u> | <u>GF</u> | <u>GA</u> | <u>PTS</u> |
|------------------|-----------|----------|----------|----------|-----------|-----------|------------|
| Victoria Tugmen* | 10        | 7        | 2        | 1        | 76        | 45        | 15         |
| Victoria Jokers  | 10        | 5        | 5        | 0        | 62        | 55        | 10         |
| Victoria Luckies | 10        | 4        | 5        | 1        | 49        | 58        | 9          |
| Victoria Bobcats | 10        | 3        | 7        | 0        | 55        | 84        | 6          |

#### PLAYOFFS

Victoria Jokers defeated Victoria Luckies 2 games to 1 (4-6, 7-6, 4-5)

Victoria Tugmen defeated Victoria Bobcats 2 games to 0 (12-2, 12-2)

#### BRONZE MEDAL GAME

Victoria Luckies defeated Victoria Bobcats 9-4

#### CHAMPIONSHIP GAME

Victoria Tugmen defeated Victoria Jokers 13-3

### 2009 VICTORIA SENIOR 'C' LACROSSE LEAGUE

|                      | <u>GP</u> | <u>W</u> | <u>L</u> | <u>T</u> | <u>GF</u> | <u>GA</u> | <u>PTS</u> |
|----------------------|-----------|----------|----------|----------|-----------|-----------|------------|
| Victoria Tigers      | 10        | 7        | 2        | 1        | 86        | 39        | 15         |
| Victoria Tugmen      | 10        | 7        | 2        | 1        | 86        | 36        | 15         |
| Victoria Jokers      | 10        | 6        | 3        | 1        | 55        | 47        | 13         |
| Victoria Luckies     | 10        | 5        | 5        | 0        | 44        | 51        | 10         |
| Victoria Bobcats     | 10        | 3        | 6        | 1        | 57        | 70        | 7          |
| Saanich Thunderbirds | 10        | 0        | 10       | 0        | 32        | 117       | 0          |

### 2010 VICTORIA SENIOR 'C' LACROSSE LEAGUE

|                       | <u>GP</u> | <u>W</u> | <u>L</u> | <u>T</u> | <u>GF</u> | <u>GA</u> | <u>PTS</u> |
|-----------------------|-----------|----------|----------|----------|-----------|-----------|------------|
| Victoria Blazers      | 12        | 11       | 1        | 0        | 111       | 38        | 22         |
| Victoria Tugmen*      | 12        | 7        | 3        | 2        | 79        | 69        | 16         |
| Victoria Jokers       | 12        | 5        | 5        | 2        | 92        | 81        | 12         |
| Victoria Luckies      | 12        | 4        | 6        | 0        | 63        | 68        | 10         |
| Victoria Thunderbirds | 12        | 0        | 12       | 0        | 44        | 135       | 0          |

**2011 VICTORIA SENIOR 'C' LACROSSE LEAGUE**

|                       | <u>GP</u> | <u>W</u> | <u>L</u> | <u>T</u> | <u>GF</u> | <u>GA</u> | <u>PTS</u> |
|-----------------------|-----------|----------|----------|----------|-----------|-----------|------------|
| Victoria Blazers      | 15        | 13       | 2        | 0        | 98        | 52        | 26         |
| Victoria Firefighters | 15        | 10       | 5        | 0        | 109       | 71        | 20         |
| Victoria Jokers       | 15        | 8        | 7        | 0        | 82        | 82        | 16         |
| Victoria Tugmen*      | 15        | 7        | 8        | 0        | 98        | 87        | 14         |
| Victoria Luckies      | 15        | 4        | 10       | 1        | 59        | 106       | 9          |
| Victoria Thunderbirds | 15        | 2        | 12       | 1        | 65        | 116       | 5          |

**PLAYOFFS**

Victoria Jokers defeated Victoria Thunderbirds 10-3

Victoria Tugmen defeated Victoria Luckies 13-1

Victoria Tugmen defeated Victoria Blazers 7-3

Victoria Firefighters defeated Victoria Jokers 6-5

**CONSOLATION GAME**

Victoria Jokers defeated Victoria Blazers

**CHAMPIONSHIP GAME**

Victoria Tugmen defeated Victoria Firefighters 9-6

**2012 VICTORIA SENIOR 'C' LACROSSE LEAGUE**

|                        | <u>GP</u> | <u>W</u> | <u>L</u> | <u>T</u> | <u>GF</u> | <u>GA</u> | <u>PTS</u> |
|------------------------|-----------|----------|----------|----------|-----------|-----------|------------|
| Victoria Firefighters* | 15        | 13       | 1        | 1        | 141       | 57        | 27         |
| Victoria Blazers       | 15        | 9        | 3        | 3        | 130       | 81        | 21         |
| Victoria Jokers        | 15        | 9        | 4        | 2        | 96        | 87        | 20         |
| Victoria Luckies       | 15        | 5        | 10       | 0        | 78        | 122       | 10         |
| Victoria Tugmen        | 15        | 4        | 11       | 0        | 84        | 121       | 8          |
| Victoria Thunderbirds  | 15        | 2        | 13       | 0        | 79        | 140       | 4          |

**PLAYOFFS**

Victoria Firefighters defeated Victoria Luckies 9-5

Victoria Blazers defeated Victoria Jokers 13-8

**CONSOLATION GAME**

Victoria Jokers defeated Victoria Luckies 10-7

**CHAMPIONSHIP GAME**

Victoria Firefighters defeated Victoria Blazers 8-4

**2013 VICTORIA SENIOR 'C' LACROSSE LEAGUE**

|                       | <u>GP</u> | <u>W</u> | <u>L</u> | <u>T</u> | <u>GF</u> | <u>GA</u> | <u>PTS</u> |
|-----------------------|-----------|----------|----------|----------|-----------|-----------|------------|
| Victoria Blazers      | 16        | 10       | 4        | 2        | 145       | 115       | 22         |
| Victoria Jokers       | 16        | 9        | 4        | 3        | 161       | 125       | 21         |
| Victoria Firefighters | 16        | 8        | 8        | 0        | 124       | 127       | 16         |
| Victoria Tugmen       | 16        | 7        | 7        | 2        | 135       | 138       | 16         |
| Victoria Luckies      | 16        | 2        | 13       | 1        | 79        | 136       | 5          |

**2014 VICTORIA SENIOR 'C' LACROSSE LEAGUE**

|                       | <u>GP</u> | <u>W</u> | <u>L</u> | <u>T</u> | <u>GF</u> | <u>GA</u> | <u>PTS</u> |
|-----------------------|-----------|----------|----------|----------|-----------|-----------|------------|
| Victoria Jokers       | 16        | 9        | 5        | 2        | 122       | 115       | 20         |
| Victoria Buccaneers   | 16        | 8        | 6        | 2        | 116       | 102       | 18         |
| Victoria Blazers*     | 16        | 8        | 6        | 2        | 140       | 123       | 18         |
| Victoria Tugmen       | 16        | 6        | 8        | 2        | 125       | 132       | 14         |
| Victoria Firefighters | 16        | 4        | 10       | 2        | 105       | 139       | 10         |

**PLAYOFFS**

Victoria Buccaneers defeated Victoria Firefighters 5-4

Victoria Blazers defeated Victoria Tugmen 11-5

Victoria Blazers defeated Victoria Jokers 10-4

Victoria Firefighters defeated Victoria Tugmen 9-7

Victoria Blazers defeated Victoria Buccaneers 5-3

Victoria Firefighters defeated Victoria Jokers 11-7

**SEMI-FINAL**

Victoria Buccaneers defeated Victoria Firefighters 7-5

**FINAL**

Victoria Blazers defeated Victoria Buccaneers 8-6

**2015 VICTORIA SENIOR 'C' LACROSSE LEAGUE**

|                     | <u>GP</u> | <u>W</u> | <u>L</u> | <u>T</u> | <u>GF</u> | <u>GA</u> | <u>PTS</u> |
|---------------------|-----------|----------|----------|----------|-----------|-----------|------------|
| Victoria Buccaneers | 18        | 13       | 3        | 2        | 164       | 117       | 28         |
| Victoria Jokers*    | 18        | 11       | 6        | 1        | 183       | 140       | 23         |
| Victoria Blazers    | 18        | 7        | 10       | 1        | 130       | 153       | 15         |
| Victoria Tugmen     | 18        | 3        | 14       | 1        | 114       | 176       | 7          |

**PLAYOFFS**

Victoria Tugmen defeated Victoria Buccaneers 11-6

Victoria Jokers defeated Victoria Blazers 11-6

Victoria Jokers defeated Victoria Tugmen 8-6

Victoria Buccaneers defeated Victoria Blazers 8-7

**SEMI-FINAL**

Victoria Buccaneers defeated Victoria Tugmen 16-6

**FINAL**

Victoria Jokers defeated Victoria Buccaneers 12-7

**2016 VICTORIA SENIOR 'C' LACROSSE LEAGUE**

|                      | <u>GP</u> | <u>W</u> | <u>L</u> | <u>T</u> | <u>GF</u> | <u>GA</u> | <u>PTS</u> |
|----------------------|-----------|----------|----------|----------|-----------|-----------|------------|
| Victoria Blazers*    | 16        | 13       | 1        | 2        | 165       | 80        | 28         |
| Victoria Tugmen      | 16        | 8        | 8        | 0        | 127       | 112       | 16         |
| Victoria Jokers      | 16        | 7        | 7        | 2        | 99        | 132       | 16         |
| Esquimalt Buccaneers | 16        | 4        | 9        | 3        | 97        | 126       | 11         |
| Island Arrows        | 16        | 3        | 10       | 3        | 80        | 118       | 9          |

**PLAYOFFS**

Victoria Blazers defeated Island Arrows 10-4

Victoria Tugmen defeated Victoria Jokers 15-4

Victoria Blazers defeated Victoria Tugmen 12-8

Island Arrows defeated Victoria Jokers by default 7-6

**SEMI-FINAL**

Victoria Tugmen defeated Island Arrows 5-1

**FINAL**

Victoria Blazers defeated Victoria Tugmen 6-4

**2017 VICTORIA SENIOR 'C' LACROSSE LEAGUE**

|                   | <u>GP</u> | <u>W</u> | <u>L</u> | <u>T</u> | <u>GF</u> | <u>GA</u> | <u>PTS</u> |
|-------------------|-----------|----------|----------|----------|-----------|-----------|------------|
| Victoria Blazers* | 16        | 16       | 0        | 0        | 231       | 61        | 32         |
| Victoria Jokers   | 16        | 10       | 5        | 1        | 150       | 107       | 21         |
| Wsanec Arrows     | 16        | 7        | 8        | 1        | 145       | 130       | 15         |
| Victoria Tugmen   | 16        | 6        | 10       | 0        | 128       | 143       | 12         |
| Saanich Chiefs    | 16        | 0        | 16       | 0        | 40        | 230       | 0          |

**PLAYOFFS**

Wsanec Arrows vs. Victoria Tugmen

Victoria Jokers vs. Saanich Chiefs

Victoria Blazers defeated Victoria Tugmen 12-1

Wsanec Arrows vs. Saanich Chiefs

Victoria Blazers defeated Victoria Jokers 8-6

Wsanec Arrows vs. Victoria Tugmen

**SEMI-FINAL**

Victoria Tugmen defeated Victoria Jokers

**FINAL**

Victoria Blazers defeated Victoria Tugmen 10-6

**2018 VICTORIA SENIOR 'C' LACROSSE LEAGUE**

|                   | <u>GP</u> | <u>W</u> | <u>L</u> | <u>T</u> | <u>GF</u> | <u>GA</u> | <u>PTS</u> |
|-------------------|-----------|----------|----------|----------|-----------|-----------|------------|
| Victoria Blazers* | 17        | 15       | 2        | 0        | 205       | 92        | 30         |
| Victoria Tugmen   | 17        | 7        | 8        | 2        | 111       | 122       | 16         |
| Victoria Jokers   | 17        | 7        | 9        | 1        | 114       | 133       | 15         |
| Wsanec Arrows     | 17        | 7        | 9        | 1        | 100       | 121       | 15         |
| Saanich Chiefs    | 8         | 0        | 8        | 0        | 33        | 95        | 0          |

*Standings based on reported games*

*Saanich Chiefs folded in mid-May 2018*

*June 21, 2018 games not reported or not played*

**PLAYOFFS**

Victoria Blazers defeated Victoria Tugmen 9-8 OT

Victoria Jokers defeated Wsanec Arrows 6-5

Victoria Blazers defeated Victoria Jokers 11-7

Victoria Tugmen defeated Wsanec Arrows 9-7

Victoria Jokers defeated Victoria Tugmen 15-7

**FINALS**

Victoria Blazers defeated Victoria Jokers 2 games to 0 (11-5; 8-10)

## 2019 VICTORIA SENIOR 'C' LACROSSE LEAGUE

|                  | <u>GP</u> | <u>W</u> | <u>L</u> | <u>T</u> | <u>GF</u> | <u>GA</u> | <u>PTS</u> |
|------------------|-----------|----------|----------|----------|-----------|-----------|------------|
| Victoria Blazers | 16        | 12       | 1        | 3        | 117       | 53        | 27         |
| Cowichan Rats*   | 16        | 11       | 4        | 1        | 82        | 65        | 23         |
| Wsanec Arrows    | 16        | 5        | 10       | 1        | 80        | 110       | 11         |
| Victoria Jokers  | 16        | 4        | 11       | 1        | 76        | 117       | 9          |
| Victoria Tugmen  | 16        | 4        | 12       | 0        | 53        | 60        | 8          |

*Victoria Tugmen forfeited game to Cowichan Rats on May 18, 2019*

*Victoria Tugmen forfeited game to Wsanec Arrows on May 23, 2019*

*Victoria Tugmen forfeited game to Victoria Blazers on May 30, 2019*

*Victoria Blazers forfeited game to Cowichan Rats on June 1, 2019*

*Victoria Tugmen merged with Victoria Jokers on June 11, 2019*

### PLAYOFFS

Victoria Blazers defeated Victoria Jokers 11-2

Cowichan Rats defeated Wsanec Arrows 8-2

Victoria Blazers defeated Cowichan Rats 9-5

Wsanec Arrows defeated Victoria Jokers 7-6

Cowichan Rats defeated Wsanec Arrows 8-3

### FINALS

Cowichan Rats defeated Victoria Blazers 2 games to 1 (11-7, 1-5, 9-5 OT)

## 2020 VICTORIA SENIOR 'C' LACROSSE LEAGUE

*Victoria Senior Lacrosse League season cancelled due to the COVID-19 coronavirus pandemic*

## 2021 VICTORIA SENIOR 'C' LACROSSE LEAGUE

*Victoria Senior Lacrosse League season cancelled in mid-May 2021 due to the COVID-19 coronavirus pandemic*

## 2022 VANCOUVER ISLAND SENIOR 'C' LACROSSE LEAGUE

|                  | <u>GP</u> | <u>W</u> | <u>L</u> | <u>T</u> | <u>GF</u> | <u>GA</u> | <u>PTS</u> |
|------------------|-----------|----------|----------|----------|-----------|-----------|------------|
| Saanich Express* | 15        | 14       | 1        | 0        | 182       | 75        | 28         |
| Cowichan Rats    | 15        | 13       | 2        | 0        | 180       | 71        | 26         |
| Victoria Blazers | 15        | 7        | 7        | 1        | 109       | 104       | 15         |
| Victoria Jokers  | 15        | 6        | 8        | 0        | 118       | 143       | 12         |
| Westshore Aces   | 15        | 2        | 12       | 1        | 73        | 143       | 5          |
| Wsanec Arrows    | 15        | 2        | 13       | 0        | 60        | 181       | 4          |

### PLAYOFFS

Victoria Jokers defeated Westshore Aces 8-7

Saanich Express defeated Victoria Jokers 14-5

Victoria Blazers defeated Wsanec Arrows 13-1

Cowichan Rats defeated Victoria Blazers 11-5

Saanich Express defeated Cowichan Rats 2 games to 1 (8-9 OT, 14-6, 12-9)



**2023 VANCOUVER ISLAND SENIOR 'C' LACROSSE LEAGUE**

|                               | <u>GP</u> | <u>W</u> | <u>L</u> | <u>T</u> | <u>GF</u> | <u>GA</u> | <u>PTS</u> |
|-------------------------------|-----------|----------|----------|----------|-----------|-----------|------------|
| Saanich Express*              | 14        | 14       | 0        | 0        | 191       | 67        | 28         |
| Victoria Blazers              | 14        | 9        | 5        | 0        | 124       | 96        | 18         |
| Greater Victoria Firefighters | 14        | 8        | 5        | 1        | 111       | 84        | 17         |
| Cowichan Thunder              | 14        | 8        | 5        | 1        | 134       | 118       | 17         |
| Westshore Aces                | 14        | 7        | 7        | 0        | 108       | 109       | 14         |
| Cowichan Rats                 | 14        | 5        | 8        | 1        | 83        | 111       | 11         |
| Victoria Jokers               | 14        | 2        | 11       | 1        | 76        | 166       | 5          |
| Wsanec Arrows                 | 14        | 1        | 13       | 0        | 78        | 154       | 2          |

**DOUBLE KNOCKOUT PLAYOFFS**

Saanich Express defeated Wsanec Arrows 19-5  
 Greater Victoria Firefighters defeated Cowichan Rats 6-2  
 Victoria Blazers defeated Victoria Jokers 10-1  
 Saanich Express defeated Greater Victoria Firefighters 16-3  
 Cowichan Thunder defeated Westshore Aces 10-8  
 Cowichan Rats defeated Wsanec Arrows 7-5  
 Victoria Blazers defeated Cowichan Thunder 1-0\*  
 Westshore Aces defeated Victoria Jokers 12-5  
 Greater Victoria Firefighters defeated Westshore Aces 15-7  
 Cowichan Rats defeated Cowichan Thunder 10-9  
 Cowichan Rats defeated Greater Victoria Firefighters 10-8  
 Victoria Blazers defeated Saanich Express 11-7  
 Saanich Express defeated Cowichan Rats 14-8  
 \* *forfeited*

Saanich Express defeated Victoria Blazers 2 games to 0 (9-5, 12-10)

**Victoria Bobcats / VICTORIA BLAZERS**

|             |                         | <u>GP</u> | <u>W</u>  | <u>L</u> | <u>T</u> | <u>GF</u>  | <u>GA</u>  | <u>PTS</u> |
|-------------|-------------------------|-----------|-----------|----------|----------|------------|------------|------------|
| 2007        | Victoria Bobcats        | 12        | 6         | 6        | 0        | 67         | 67         | 12         |
| 2008        | Victoria Bobcats        | 10        | 3         | 7        | 0        | 55         | 84         | 6          |
| 2009        | Victoria Bobcats        | 10        | 3         | 6        | 1        | 57         | 70         | 7          |
| 2010        | Victoria Blazers        | 12        | 11        | 1        | 0        | 111        | 38         | 22         |
| 2011        | Victoria Blazers        | 15        | 13        | 2        | 0        | 98         | 52         | 26         |
| 2012        | Victoria Blazers        | 15        | 9         | 3        | 3        | 130        | 81         | 21         |
| 2013        | Victoria Blazers        | 16        | 10        | 4        | 2        | 145        | 115        | 22         |
| <b>2014</b> | <b>Victoria Blazers</b> | <b>16</b> | <b>8</b>  | <b>6</b> | <b>2</b> | <b>140</b> | <b>123</b> | <b>18</b>  |
| 2015        | Victoria Blazers        | 18        | 7         | 10       | 1        | 130        | 153        | 15         |
| <b>2016</b> | <b>Victoria Blazers</b> | <b>16</b> | <b>13</b> | <b>1</b> | <b>2</b> | <b>165</b> | <b>80</b>  | <b>28</b>  |
| <b>2017</b> | <b>Victoria Blazers</b> | <b>16</b> | <b>16</b> | <b>0</b> | <b>0</b> | <b>231</b> | <b>61</b>  | <b>32</b>  |
| <b>2018</b> | <b>Victoria Blazers</b> | <b>17</b> | <b>15</b> | <b>2</b> | <b>0</b> | <b>205</b> | <b>92</b>  | <b>30</b>  |
| 2019        | Victoria Blazers        | 16        | 12        | 1        | 3        | 117        | 53         | 27         |
| 2020        | <i>season cancelled</i> |           |           |          |          |            |            |            |
| 2021        | <i>season cancelled</i> |           |           |          |          |            |            |            |
| 2022        | Victoria Blazers        | 15        | 7         | 7        | 1        | 109        | 104        | 15         |
| 2023        | Victoria Blazers        | 14        | 9         | 5        | 0        | 124        | 96         | 18         |

**VICTORIA JOKERS**

|             |                         | <u>GP</u> | <u>W</u>  | <u>L</u> | <u>T</u> | <u>GF</u>  | <u>GA</u>  | <u>PTS</u> |
|-------------|-------------------------|-----------|-----------|----------|----------|------------|------------|------------|
| 2007        | Victoria Jokers         | 12        | 2         | 9        | 1        | 47         | 67         | 5          |
| 2008        | Victoria Jokers         | 10        | 5         | 5        | 0        | 62         | 55         | 10         |
| 2009        | Victoria Jokers         | 10        | 6         | 3        | 1        | 55         | 47         | 13         |
| 2010        | Victoria Jokers         | 12        | 5         | 5        | 2        | 92         | 81         | 12         |
| 2011        | Victoria Jokers         | 15        | 8         | 7        | 0        | 82         | 82         | 16         |
| 2012        | Victoria Jokers         | 15        | 9         | 4        | 2        | 96         | 87         | 20         |
| 2013        | Victoria Jokers         | 16        | 9         | 4        | 3        | 161        | 125        | 21         |
| 2014        | Victoria Jokers         | 16        | 9         | 5        | 2        | 122        | 115        | 20         |
| <b>2015</b> | <b>Victoria Jokers</b>  | <b>18</b> | <b>11</b> | <b>6</b> | <b>1</b> | <b>183</b> | <b>140</b> | <b>23</b>  |
| 2016        | Victoria Jokers         | 16        | 7         | 7        | 2        | 99         | 132        | 16         |
| 2017        | Victoria Jokers         | 16        | 10        | 5        | 1        | 150        | 107        | 21         |
| 2018        | Victoria Jokers         | 17        | 7         | 9        | 1        | 114        | 133        | 15         |
| 2019        | Victoria Jokers         | 16        | 4         | 11       | 1        | 76         | 117        | 9          |
| 2020        | <i>season cancelled</i> |           |           |          |          |            |            |            |
| 2021        | <i>season cancelled</i> |           |           |          |          |            |            |            |
| 2022        | Victoria Jokers         | 15        | 6         | 8        | 0        | 118        | 143        | 12         |
| 2023        | Victoria Jokers         | 14        | 2         | 11       | 1        | 76         | 166        | 5          |

**Victoria Luckies**

|      |                  | <u>GP</u> | <u>W</u> | <u>L</u> | <u>T</u> | <u>GF</u> | <u>GA</u> | <u>PTS</u> |
|------|------------------|-----------|----------|----------|----------|-----------|-----------|------------|
| 2007 | Victoria Luckies | 12        | 10       | 1        | 1        | 90        | 47        | 21         |
| 2008 | Victoria Luckies | 10        | 4        | 5        | 1        | 49        | 58        | 9          |
| 2009 | Victoria Luckies | 10        | 5        | 5        | 0        | 44        | 51        | 10         |
| 2010 | Victoria Luckies | 12        | 4        | 6        | 0        | 63        | 68        | 10         |
| 2011 | Victoria Luckies | 15        | 4        | 10       | 1        | 59        | 106       | 9          |
| 2012 | Victoria Luckies | 15        | 5        | 10       | 0        | 78        | 122       | 10         |
| 2013 | Victoria Luckies | 16        | 2        | 13       | 1        | 79        | 136       | 5          |

### Victoria Tugmen

|             |                        | <u>GP</u> | <u>W</u> | <u>L</u> | <u>T</u> | <u>GF</u> | <u>GA</u> | <u>PTS</u> |
|-------------|------------------------|-----------|----------|----------|----------|-----------|-----------|------------|
| 2007        | Victoria Tugmen        | 12        | 5        | 7        | 0        | 57        | 80        | 10         |
| <b>2008</b> | <b>Victoria Tugmen</b> | <b>10</b> | <b>7</b> | <b>2</b> | <b>1</b> | <b>76</b> | <b>45</b> | <b>15</b>  |
| 2009        | Victoria Tugmen        | 10        | 7        | 2        | 1        | 86        | 36        | 15         |
| <b>2010</b> | <b>Victoria Tugmen</b> | <b>12</b> | <b>7</b> | <b>3</b> | <b>2</b> | <b>79</b> | <b>69</b> | <b>16</b>  |
| <b>2011</b> | <b>Victoria Tugmen</b> | <b>15</b> | <b>7</b> | <b>8</b> | <b>0</b> | <b>98</b> | <b>87</b> | <b>14</b>  |
| 2012        | Victoria Tugmen        | 15        | 4        | 11       | 0        | 84        | 121       | 8          |
| 2013        | Victoria Tugmen        | 16        | 7        | 7        | 2        | 135       | 138       | 16         |
| 2014        | Victoria Tugmen        | 16        | 6        | 8        | 2        | 125       | 132       | 14         |
| 2015        | Victoria Tugmen        | 18        | 3        | 14       | 1        | 114       | 176       | 7          |
| 2016        | Victoria Tugmen        | 16        | 8        | 8        | 0        | 127       | 112       | 16         |
| 2017        | Victoria Tugmen        | 16        | 6        | 10       | 0        | 128       | 143       | 12         |
| 2018        | Victoria Tugmen        | 17        | 7        | 8        | 2        | 111       | 122       | 16         |
| 2019        | Victoria Tugmen        | 16        | 4        | 12       | 0        | 53        | 60        | 8          |

### Saanich Thunderbirds / Victoria Thunderbirds

|      |                       | <u>GP</u> | <u>W</u> | <u>L</u> | <u>T</u> | <u>GF</u> | <u>GA</u> | <u>PTS</u> |
|------|-----------------------|-----------|----------|----------|----------|-----------|-----------|------------|
| 2009 | Saanich Thunderbirds  | 10        | 0        | 10       | 0        | 32        | 117       | 0          |
| 2010 | Victoria Thunderbirds | 12        | 0        | 12       | 0        | 44        | 135       | 0          |
| 2011 | Victoria Thunderbirds | 15        | 2        | 12       | 1        | 65        | 116       | 5          |
| 2012 | Victoria Thunderbirds | 15        | 2        | 13       | 0        | 79        | 140       | 4          |

### Victoria Tigers

|      |                 | <u>GP</u> | <u>W</u> | <u>L</u> | <u>T</u> | <u>GF</u> | <u>GA</u> | <u>PTS</u> |
|------|-----------------|-----------|----------|----------|----------|-----------|-----------|------------|
| 2009 | Victoria Tigers | 10        | 7        | 2        | 1        | 86        | 39        | 15         |

### Victoria Firefighters

|             |                              | <u>GP</u> | <u>W</u>  | <u>L</u> | <u>T</u> | <u>GF</u>  | <u>GA</u> | <u>PTS</u> |
|-------------|------------------------------|-----------|-----------|----------|----------|------------|-----------|------------|
| 2011        | Victoria Firefighters        | 15        | 10        | 5        | 0        | 109        | 71        | 20         |
| <b>2012</b> | <b>Victoria Firefighters</b> | <b>15</b> | <b>13</b> | <b>1</b> | <b>1</b> | <b>141</b> | <b>57</b> | <b>27</b>  |
| 2013        | Victoria Firefighters        | 16        | 8         | 8        | 0        | 124        | 127       | 16         |
| 2014        | Victoria Firefighters        | 16        | 4         | 10       | 2        | 105        | 139       | 10         |

### Victoria Buccaneers / Esquimalt Buccaneers

|      |                      | <u>GP</u> | <u>W</u> | <u>L</u> | <u>T</u> | <u>GF</u> | <u>GA</u> | <u>PTS</u> |
|------|----------------------|-----------|----------|----------|----------|-----------|-----------|------------|
| 2014 | Victoria Buccaneers  | 16        | 8        | 6        | 2        | 116       | 102       | 18         |
| 2015 | Victoria Buccaneers  | 18        | 13       | 3        | 2        | 164       | 117       | 28         |
| 2016 | Esquimalt Buccaneers | 16        | 4        | 9        | 3        | 97        | 126       | 11         |

### Island Arrows / WSANEC ARROWS

|      |                         | <u>GP</u> | <u>W</u> | <u>L</u> | <u>T</u> | <u>GF</u> | <u>GA</u> | <u>PTS</u> |
|------|-------------------------|-----------|----------|----------|----------|-----------|-----------|------------|
| 2016 | Island Arrows           | 16        | 3        | 10       | 3        | 80        | 118       | 9          |
| 2017 | Wsanec Arrows           | 16        | 7        | 8        | 1        | 145       | 130       | 15         |
| 2018 | Wsanec Arrows           | 17        | 7        | 9        | 1        | 100       | 121       | 15         |
| 2019 | Wsanec Arrows           | 16        | 5        | 10       | 1        | 80        | 110       | 11         |
| 2020 | <i>season cancelled</i> |           |          |          |          |           |           |            |
| 2021 | <i>season cancelled</i> |           |          |          |          |           |           |            |
| 2022 | Wsanec Arrows           | 15        | 2        | 13       | 0        | 60        | 181       | 4          |
| 2023 | Wsanec Arrows           | 14        | 1        | 13       | 0        | 78        | 154       | 2          |

### Saanich Chiefs

|      |                | <u>GP</u> | <u>W</u> | <u>L</u> | <u>T</u> | <u>GF</u> | <u>GA</u> | <u>PTS</u> |
|------|----------------|-----------|----------|----------|----------|-----------|-----------|------------|
| 2017 | Saanich Chiefs | 16        | 0        | 16       | 0        | 40        | 230       | 0          |
| 2018 | Saanich Chiefs | 8         | 0        | 8        | 0        | 33        | 95        | 0          |

**SAANICH EXPRESS**

|      |                 | <u>GP</u> | <u>W</u> | <u>L</u> | <u>T</u> | <u>GF</u> | <u>GA</u> | <u>PTS</u> |
|------|-----------------|-----------|----------|----------|----------|-----------|-----------|------------|
| 2022 | Saanich Express | 15        | 14       | 1        | 0        | 182       | 75        | 28         |
| 2023 | Saanich Express | 14        | 14       | 0        | 0        | 191       | 67        | 28         |

**COWICHAN RATS**

|      |                         | <u>GP</u> | <u>W</u> | <u>L</u> | <u>T</u> | <u>GF</u> | <u>GA</u> | <u>PTS</u> |
|------|-------------------------|-----------|----------|----------|----------|-----------|-----------|------------|
| 2019 | Cowichan Rats           | 16        | 11       | 4        | 1        | 82        | 65        | 23         |
| 2020 | <i>season cancelled</i> |           |          |          |          |           |           |            |
| 2021 | <i>season cancelled</i> |           |          |          |          |           |           |            |
| 2022 | Cowichan Rats           | 15        | 13       | 2        | 0        | 180       | 71        | 26         |
| 2023 | Cowichan Rats           | 14        | 5        | 8        | 1        | 83        | 111       | 11         |

**WESTSHORE ACES**

|      |                | <u>GP</u> | <u>W</u> | <u>L</u> | <u>T</u> | <u>GF</u> | <u>GA</u> | <u>PTS</u> |
|------|----------------|-----------|----------|----------|----------|-----------|-----------|------------|
| 2022 | Westshore Aces | 15        | 2        | 12       | 1        | 73        | 143       | 5          |
| 2023 | Westshore Aces | 14        | 7        | 7        | 0        | 108       | 109       | 14         |

**COWICHAN THUNDER**

|      |                  | <u>GP</u> | <u>W</u> | <u>L</u> | <u>T</u> | <u>GF</u> | <u>GA</u> | <u>PTS</u> |
|------|------------------|-----------|----------|----------|----------|-----------|-----------|------------|
| 2023 | Cowichan Thunder | 14        | 8        | 5        | 1        | 134       | 118       | 17         |

**GREATER VICTORIA FIREFIGHTERS**

|      |                               | <u>GP</u> | <u>W</u> | <u>L</u> | <u>T</u> | <u>GF</u> | <u>GA</u> | <u>PTS</u> |
|------|-------------------------------|-----------|----------|----------|----------|-----------|-----------|------------|
| 2023 | Greater Victoria Firefighters | 14        | 8        | 5        | 1        | 111       | 84        | 17         |

**WEST CENTRAL SENIOR 'C' LACROSSE LEAGUE**

**2003-**

|              |                                 |   |
|--------------|---------------------------------|---|
| 2003-2008    | Abbotsford Attack               | <i>transferred to Maple Ridge [Ridge]</i>             |
| <b>2003-</b> | <b>Port Coquitlam Hitmen</b>    |   |
| 2003-2004    | Port Moody Express              | <i>renamed PoCoMo Express</i>                         |
| 2003-2005    | Vancouver Vipers                | <i>renamed Burrards</i>                               |
| 2005-2009    | North Shore Indians             | <i>folded</i>   |
| 2005-2005    | PoCoMo Express                  | <i>renamed Port Moody Express</i>                     |
| <b>2006-</b> | <b>Port Moody Express</b>       |   |
| 2006-2012    | Vancouver Burrards              | <i>renamed Burrard Indians</i>                        |
| 2008-2009    | West Van Outlaws                | <i>folded</i>   |
| 2009-2015    | Coquitlam Cobras                | <i>renamed Adanacs</i>                                |
| <b>2009-</b> | <b>Ladner Pioneers</b>          |   |
| 2009-2021    | Ridge Attack                    | <i>renamed Maple Ridge Burrards</i>                   |
| 2013-2022    | Burnaby Lakers                  | <i>transferred to Langley</i>                         |
| <b>2013-</b> | <b>Richmond Roadrunners</b>     |   |
| 2013-2014    | Vancouver Burrard Indians       | <i>renamed North Shore Indians</i>                    |
| <b>2015-</b> | <b>North Shore Indians</b>      |   |
| 2016-2017    | Coquitlam Adanacs               | <i>renamed Cobras</i>                                 |
| <b>2016-</b> | <b>Mission Cedar Kings</b>      |   |
| 2017-2018    | Langley Warriors                | <i>transferred to New Westminster [Queensborough]</i> |
| 2018-2021    | Coquitlam Cobras                | <i>renamed Tri-City Eclipse</i>                       |
| <b>2019-</b> | <b>Queensborough River Rats</b> |   |
| <b>2022-</b> | <b>Maple Ridge Burrards</b>     |   |
| <b>2022-</b> | <b>Tri City Eclipse</b>         |   |
| <b>2023-</b> | <b>Langley Warriors</b>         |   |

### 2003 WEST CENTRAL SENIOR 'C' LACROSSE LEAGUE

|                        | <u>GP</u> | <u>W</u> | <u>L</u> | <u>T</u> | <u>GF</u> | <u>GA</u> | <u>PTS</u> |
|------------------------|-----------|----------|----------|----------|-----------|-----------|------------|
| Port Moody Express     | 12        | 10       | 1        | 1        | 112       | 59        | 21         |
| Port Coquitlam Hitmen* | 12        | 7        | 4        | 1        | 122       | 95        | 15         |
| Abbotsford Attack      | 12        | 5        | 5        | 2        | 94        | 82        | 12         |
| Vancouver Vipers       | 12        | 0        | 12       | 0        | 49        | 141       | 0          |

*Vancouver Vipers forfeited game 1-0 to Port Moody Express on May 10, 2003*

#### PLAYOFFS

Port Moody Express defeated Vancouver Vipers 18-6  
Port Coquitlam Hitmen defeated Abbotsford Attack 13-12

#### CONSOLATION GAME

Vancouver Vipers defeated Abbotsford Attack 7-4

#### CHAMPIONSHIP GAME

Port Coquitlam Hitmen defeated Port Moody Express 12-10 OT

### 2004 WEST CENTRAL SENIOR 'C' LACROSSE LEAGUE

|                       | <u>GP</u> | <u>W</u> | <u>L</u> | <u>T</u> | <u>GF</u> | <u>GA</u> | <u>PTS</u> |
|-----------------------|-----------|----------|----------|----------|-----------|-----------|------------|
| Port Moody Express*   | 12        | 11       | 1        | 0        | 146       | 78        | 22         |
| Port Coquitlam Hitmen | 12        | 6        | 6        | 0        | 109       | 91        | 12         |
| Abbotsford Attack     | 12        | 6        | 6        | 0        | 107       | 107       | 12         |
| Vancouver Vipers      | 12        | 1        | 11       | 0        | 57        | 143       | 2          |

#### PLAYOFFS

Port Moody Express defeated Vancouver Vipers 13-6  
Port Coquitlam Hitmen defeated Abbotsford Attack 8-5

#### CONSOLATION GAME

Abbotsford Attack defeated Vancouver Vipers 11-7

#### CHAMPIONSHIP GAME

Port Moody Express defeated Port Coquitlam Hitmen 9-8 OT

### 2005 WEST CENTRAL SENIOR 'C' LACROSSE LEAGUE

|                        | <u>GP</u> | <u>W</u> | <u>L</u> | <u>T</u> | <u>OL</u> | <u>GF</u> | <u>GA</u> | <u>PTS</u> |
|------------------------|-----------|----------|----------|----------|-----------|-----------|-----------|------------|
| Port Coquitlam Hitmen* | 12        | 9        | 2        | 1        | 0         | 103       | 86        | 19         |
| PoCoMo Express         | 12        | 7        | 4        | 1        | 0         | 85        | 59        | 15         |
| Vancouver Vipers       | 12        | 5        | 4        | 2        | 1         | 84        | 83        | 13         |
| North Shore Indians    | 12        | 4        | 8        | 0        | 0         | 129       | 121       | 8          |
| Abbotsford Attack      | 12        | 3        | 9        | 0        | 0         | 69        | 121       | 6          |

*PoCoMo Express forfeited game 1-0 to Vancouver Vipers on July 23, 2005  
Final PoCoMo Express vs. Vancouver Vipers game not played; result 0-0 tie*

#### PLAYOFFS

Port Coquitlam Hitmen defeated North Shore Indians 11-10  
PoCoMo Express defeated Vancouver Vipers 9-7

#### CONSOLATION GAME

North Shore Indians defeated Vancouver Vipers 17-5

#### CHAMPIONSHIP GAME

Port Coquitlam Hitmen defeated PoCoMo Express 10-8

**2006 WEST CENTRAL SENIOR 'C' LACROSSE LEAGUE**

|                       | <u>GP</u> | <u>W</u> | <u>L</u> | <u>T</u> | <u>OL</u> | <u>GF</u> | <u>GA</u> | <u>PTS</u> |
|-----------------------|-----------|----------|----------|----------|-----------|-----------|-----------|------------|
| Port Moody Express*   | 12        | 10       | 2        | 0        | 0         | 99        | 50        | 20         |
| North Shore Indians   | 12        | 8        | 4        | 0        | 0         | 108       | 77        | 16         |
| Vancouver Burrards    | 12        | 4        | 6        | 0        | 2         | 71        | 103       | 10         |
| Abbotsford Attack     | 12        | 4        | 7        | 0        | 1         | 82        | 101       | 9          |
| Port Coquitlam Hitmen | 12        | 4        | 8        | 0        | 0         | 73        | 102       | 8          |

*Port Moody Express forfeited game 1-0 to North Shore Indians on July 16, 2006*

**PLAYOFFS**

North Shore Indians defeated Vancouver Burrards 9-5

Port Moody Express defeated Abbotsford Attack 10-5

**CONSOLATION GAME**

Abbotsford Attack defeated Vancouver Burrards 8-7

**CHAMPIONSHIP GAME**

Port Moody Express defeated North Shore Indians 11-3

**2007 WEST CENTRAL SENIOR 'C' LACROSSE LEAGUE**

|                       | <u>GP</u> | <u>W</u> | <u>L</u> | <u>T</u> | <u>OL</u> | <u>GF</u> | <u>GA</u> | <u>PTS</u> |
|-----------------------|-----------|----------|----------|----------|-----------|-----------|-----------|------------|
| Port Moody Express*   | 12        | 9        | 3        | 0        | 0         | 107       | 81        | 18         |
| Port Coquitlam Hitmen | 12        | 8        | 3        | 1        | 0         | 101       | 85        | 15         |
| North Shore Indians   | 12        | 5        | 5        | 1        | 1         | 89        | 93        | 12         |
| Abbotsford Attack     | 12        | 4        | 6        | 0        | 2         | 87        | 95        | 10         |
| Vancouver Burrards    | 12        | 3        | 8        | 0        | 1         | 88        | 118       | 7          |

**PLAYOFFS**

Port Moody Express defeated Abbotsford Attack 8-4

Port Coquitlam Hitmen defeated North Shore Indians 7-2

**CONSOLATION GAME**

Abbotsford Attack defeated North Shore Indians 9-8

**CHAMPIONSHIP GAME**

Port Moody Express defeated Port Coquitlam Hitmen 15-14

**2008 WEST CENTRAL SENIOR 'C' LACROSSE LEAGUE**

|                       | <u>GP</u> | <u>W</u> | <u>L</u> | <u>T</u> | <u>OL</u> | <u>GF</u> | <u>GA</u> | <u>PTS</u> |
|-----------------------|-----------|----------|----------|----------|-----------|-----------|-----------|------------|
| Port Moody Express*   | 15        | 12       | 3        | 0        | 0         | 133       | 92        | 24         |
| Port Coquitlam Hitmen | 15        | 11       | 4        | 0        | 0         | 118       | 97        | 22         |
| North Shore Indians   | 15        | 8        | 7        | 0        | 0         | 127       | 94        | 16         |
| West Van Outlaws      | 15        | 6        | 8        | 0        | 1         | 109       | 118       | 12         |
| Abbotsford Attack     | 15        | 5        | 10       | 0        | 0         | 99        | 109       | 10         |
| Vancouver Burrards    | 15        | 3        | 11       | 0        | 1         | 72        | 148       | 6          |

*Abbotsford Attack forfeited game to Vancouver Burrards on April 12, 2008*

**PLAYOFFS**

Port Moody Express defeated West Van Outlaws 12-9

North Shore Indians defeated Port Coquitlam Hitmen 12-7

**FIFTH PLACE GAME**

Vancouver Burrards defeated Abbotsford Attack 8-7

**THIRD PLACE GAME**

Port Coquitlam Hitmen defeated West Van Outlaws 10-2

**CHAMPIONSHIP FINALS**

Port Moody Express defeated North Shore Indians 2 games to 0 (10-8, 12-6)

**2009 WEST CENTRAL SENIOR 'C' LACROSSE LEAGUE**

|                       | <u>GP</u> | <u>W</u> | <u>L</u> | <u>T</u> | <u>GF</u> | <u>GA</u> | <u>PTS</u> |
|-----------------------|-----------|----------|----------|----------|-----------|-----------|------------|
| Port Moody Express*   | 14        | 13       | 1        | 0        | 145       | 56        | 26         |
| Ladner Pioneers       | 14        | 10       | 4        | 0        | 124       | 82        | 20         |
| Port Coquitlam Hitmen | 14        | 7        | 7        | 0        | 71        | 71        | 14         |
| Ridge Attack          | 14        | 7        | 7        | 0        | 80        | 101       | 14         |
| West Van Outlaws      | 14        | 7        | 7        | 0        | 80        | 95        | 14         |
| Coquitlam Cobras      | 14        | 5        | 8        | 1        | 77        | 100       | 11         |
| North Shore Indians   | 14        | 5        | 9        | 0        | 88        | 90        | 10         |
| Vancouver Burrards    | 14        | 1        | 12       | 1        | 64        | 134       | 3          |

**PLAYOFFS**

Port Coquitlam Hitmen defeated Coquitlam Cobras 2 games to 1 (8-3, 3-5, 8-3)

West Van Outlaws defeated Ridge Attack 2 games to 0 (9-7, 9-4)

Port Moody Express defeated West Van Outlaws 2 games to 1 (6-9, 6-5 OT, 7-5)

Port Coquitlam Hitmen defeated Ladner Pioneers 2 games to 1 (12-8 OT, 4-10, 7-5)

Port Moody Express defeated Port Coquitlam Hitmen 2 games to 1 (6-3, 5-6, 7-3)

**2010 WEST CENTRAL SENIOR 'C' LACROSSE LEAGUE**

|                       | <u>GP</u> | <u>W</u> | <u>L</u> | <u>T</u> | <u>GF</u> | <u>GA</u> | <u>PTS</u> |
|-----------------------|-----------|----------|----------|----------|-----------|-----------|------------|
| Coquitlam Cobras      | 15        | 13       | 1        | 1        | 108       | 61        | 27         |
| Port Moody Express*   | 15        | 10       | 5        | 0        | 116       | 68        | 20         |
| Ridge Attack          | 15        | 8        | 6        | 1        | 79        | 80        | 17         |
| Ladner Pioneers       | 15        | 6        | 9        | 0        | 100       | 110       | 12         |
| Port Coquitlam Hitmen | 15        | 5        | 9        | 1        | 67        | 76        | 11         |
| Vancouver Burrards    | 15        | 1        | 13       | 1        | 62        | 137       | 3          |

**PLAYOFFS**

Coquitlam Cobras defeated Ladner Pioneers 2 games to 1 (8-7, 5-6, 9-5)

Port Moody Express defeated Ridge Attack 2 games to 0 (10-5, 9-6 OT)

Port Moody Express defeated Coquitlam Cobras 2 games to 0 (9-5, 9-6 OT)

**2011 WEST CENTRAL SENIOR 'C' LACROSSE LEAGUE**

|                       | <u>GP</u> | <u>W</u> | <u>L</u> | <u>T</u> | <u>GF</u> | <u>GA</u> | <u>PTS</u> |
|-----------------------|-----------|----------|----------|----------|-----------|-----------|------------|
| Port Moody Express    | 15        | 14       | 0        | 1        | 141       | 57        | 29         |
| Ladner Pioneers       | 15        | 10       | 5        | 0        | 109       | 80        | 20         |
| Coquitlam Cobras*     | 15        | 10       | 5        | 0        | 84        | 61        | 20         |
| Port Coquitlam Hitmen | 15        | 6        | 8        | 1        | 76        | 81        | 13         |
| Ridge Attack          | 15        | 4        | 11       | 0        | 81        | 89        | 8          |
| Vancouver Burrards    | 15        | 0        | 15       | 0        | 40        | 163       | 0          |

**PLAYOFFS**

Port Moody Express defeated Port Coquitlam Hitmen 2 games to 0 (6-4, 8-5)

Coquitlam Cobras defeated Ladner Pioneers 2 games to 1 (6-10, 9-7, 9-5)

Coquitlam Cobras defeated Port Moody Express 2 games to 1 (10-3, 3-7, 8-7)

**2012 WEST CENTRAL SENIOR 'C' LACROSSE LEAGUE**

|                       | <u>GP</u> | <u>W</u> | <u>L</u> | <u>T</u> | <u>GF</u> | <u>GA</u> | <u>PTS</u> |
|-----------------------|-----------|----------|----------|----------|-----------|-----------|------------|
| Port Moody Express*   | 15        | 12       | 3        | 0        | 167       | 103       | 24         |
| Ladner Pioneers       | 15        | 10       | 4        | 1        | 151       | 119       | 21         |
| Coquitlam Cobras      | 15        | 10       | 4        | 1        | 127       | 96        | 21         |
| Ridge Attack          | 15        | 9        | 6        | 0        | 130       | 104       | 18         |
| Port Coquitlam Hitmen | 15        | 2        | 13       | 0        | 95        | 139       | 4          |
| Vancouver Burrards    | 15        | 1        | 14       | 0        | 81        | 190       | 2          |

**PLAYOFFS**

Port Moody Express defeated Ridge Attack 2 games to 0 (14-6, 13-9)

Ladner Pioneers defeated Coquitlam Cobras 2 games to 1 (7-5, 8-13, 12-6)

Port Moody Express defeated Ladner Pioneers 2 games to 0 (10-8, 16-6)



### 2013 WEST CENTRAL SENIOR 'C' LACROSSE LEAGUE

|                           | <u>GP</u> | <u>W</u> | <u>L</u> | <u>T</u> | <u>GF</u> | <u>GA</u> | <u>PTS</u> |
|---------------------------|-----------|----------|----------|----------|-----------|-----------|------------|
| Port Moody Express        | 14        | 11       | 3        | 0        | 164       | 89        | 22         |
| Coquitlam Cobras*         | 14        | 11       | 3        | 0        | 137       | 85        | 22         |
| Port Coquitlam Hitmen     | 14        | 9        | 5        | 0        | 114       | 83        | 18         |
| Ladner Pioneers           | 14        | 8        | 6        | 0        | 128       | 91        | 16         |
| Ridge Attack              | 14        | 8        | 6        | 0        | 124       | 104       | 16         |
| Richmond Roadrunners      | 14        | 7        | 7        | 0        | 89        | 101       | 14         |
| Vancouver Burrard Indians | 14        | 1        | 12       | 1        | 92        | 175       | 3          |
| Burnaby Lakers            | 14        | 0        | 13       | 1        | 41        | 161       | 1          |

*Burnaby Lakers forfeited game to Port Coquitlam Hitmen 1-0 on April 20, 2012*

#### PLAYOFFS

Ladner Pioneers defeated Ridge Attack 10-8

Richmond Roadrunners defeated Port Coquitlam Hitmen 9-4

Coquitlam Cobras defeated Ladner Pioneers 2 games to 1 (11-10, 6-9, 9-6)

Richmond Roadrunners defeated Port Moody Express 2 games to 1 (5-10, 11-10, 12-10)

Coquitlam Cobras defeated Richmond Roadrunners 2 games to 0 (10-8, 10-8)

### 2014 WEST CENTRAL SENIOR 'C' LACROSSE LEAGUE

|                           | <u>GP</u> | <u>W</u> | <u>L</u> | <u>T</u> | <u>GF</u> | <u>GA</u> | <u>PTS</u> |
|---------------------------|-----------|----------|----------|----------|-----------|-----------|------------|
| Richmond Roadrunners      | 14        | 11       | 2        | 1        | 92        | 66        | 23         |
| Coquitlam Cobras*         | 14        | 11       | 3        | 0        | 110       | 67        | 22         |
| Port Moody Express        | 14        | 10       | 3        | 1        | 117       | 76        | 21         |
| Port Coquitlam Hitmen     | 14        | 10       | 4        | 0        | 103       | 87        | 20         |
| Ridge Attack              | 14        | 5        | 9        | 0        | 80        | 96        | 10         |
| Vancouver Burrard Indians | 14        | 4        | 9        | 1        | 84        | 117       | 9          |
| Ladner Pioneers           | 14        | 2        | 12       | 0        | 52        | 106       | 4          |
| Burnaby Lakers            | 14        | 1        | 12       | 1        | 71        | 94        | 3          |

#### PLAYOFFS

Port Moody Express defeated Vancouver Burrard Indians 15-5

Port Coquitlam Hitmen defeated Ridge Attack 13-9

Richmond Roadrunners defeated Port Coquitlam Hitmen 2 games to 0 (9-7; 2-11)

Coquitlam Cobras defeated Port Moody Express 2 games to 1 (3-11; 11-8; 9-7)

Coquitlam Cobras defeated Richmond Roadrunners 2 games to 0 (10-6; 8-4)

### 2015 WEST CENTRAL SENIOR 'C' LACROSSE LEAGUE

|                       | <u>GP</u> | <u>W</u> | <u>L</u> | <u>T</u> | <u>GF</u> | <u>GA</u> | <u>PTS</u> |
|-----------------------|-----------|----------|----------|----------|-----------|-----------|------------|
| Port Moody Express*   | 14        | 11       | 3        | 0        | 130       | 82        | 22         |
| Coquitlam Cobras      | 14        | 10       | 4        | 0        | 102       | 71        | 20         |
| Ridge Attack          | 14        | 9        | 5        | 0        | 106       | 89        | 18         |
| Richmond Roadrunners  | 14        | 8        | 6        | 0        | 153       | 86        | 16         |
| Port Coquitlam Hitmen | 14        | 8        | 6        | 0        | 122       | 97        | 16         |
| North Shore Indians   | 14        | 6        | 8        | 0        | 100       | 141       | 12         |
| Ladner Pioneers       | 14        | 2        | 12       | 0        | 73        | 151       | 4          |
| Burnaby Lakers        | 14        | 2        | 12       | 0        | 60        | 129       | 4          |

#### PLAYOFFS

Richmond Roadrunners defeated Port Coquitlam Hitmen 8-7

Ridge Attack defeated North Shore Indians 11-9

Ridge Attack defeated Coquitlam Cobras 2 games to 0 (8-4, 8-6)

Port Moody Express defeated Richmond Roadrunners 2 games to 1 (7-8, 9-2, 10-6)

Port Moody Express defeated Ridge Attack 2 games to 1 (9-13, 11-10, 9-4)

### 2016 WEST CENTRAL SENIOR 'C' LACROSSE LEAGUE

|                       | <u>GP</u> | <u>W</u> | <u>L</u> | <u>T</u> | <u>OL</u> | <u>GF</u> | <u>GA</u> | <u>PTS</u> |
|-----------------------|-----------|----------|----------|----------|-----------|-----------|-----------|------------|
| Port Moody Express*   | 16        | 13       | 2        | 1        | 0         | 128       | 93        | 27         |
| Richmond Roadrunners  | 16        | 13       | 3        | 0        | 0         | 142       | 106       | 26         |
| Ridge Attack          | 16        | 12       | 4        | 0        | 0         | 155       | 109       | 24         |
| Coquitlam Adanacs     | 16        | 11       | 5        | 0        | 0         | 161       | 100       | 22         |
| Port Coquitlam Hitmen | 16        | 7        | 8        | 1        | 2         | 119       | 111       | 17         |
| North Shore Indians   | 16        | 7        | 9        | 0        | 1         | 110       | 152       | 15         |
| Mission Cedar Kings   | 16        | 4        | 12       | 0        | 2         | 102       | 132       | 10         |
| Ladner Pioneers       | 16        | 4        | 12       | 0        | 0         | 109       | 148       | 8          |
| Burnaby Lakers        | 16        | 0        | 16       | 0        | 0         | 92        | 167       | 0          |

#### PLAYOFFS

Coquitlam Adanacs defeated Port Coquitlam Hitmen 10-4

Ridge Attack defeated North Shore Indians 12-5

Port Moody Express defeated Coquitlam Adanacs 2 games to 0 (11-10 OT, 8-6)

Ridge Attack defeated Richmond Roadrunners 2 games to 1 (9-8, 5-6 OT, 10-9)

Port Moody Express defeated Ridge Attack (5-4, 6-7, 6-4\*)

*\*Deciding game between Port Moody Express and Ridge Attack was abandoned due to unsafe floor conditions in the third period with Port Moody leading 6-4; Port Moody claimed the championship*

### 2017 WEST CENTRAL SENIOR 'C' LACROSSE LEAGUE

|                       | <u>GP</u> | <u>W</u> | <u>L</u> | <u>T</u> | <u>OL</u> | <u>GF</u> | <u>GA</u> | <u>PTS</u> |
|-----------------------|-----------|----------|----------|----------|-----------|-----------|-----------|------------|
| Coquitlam Adanacs     | 18        | 17       | 1        | 0        | 0         | 192       | 120       | 34         |
| Port Moody Express    | 18        | 14       | 4        | 0        | 0         | 176       | 97        | 28         |
| Ridge Attack*         | 18        | 11       | 7        | 0        | 0         | 155       | 114       | 22         |
| Mission Cedar Kings   | 18        | 10       | 7        | 0        | 1         | 130       | 107       | 21         |
| Ladner Pioneers       | 18        | 10       | 7        | 0        | 1         | 162       | 130       | 21         |
| Richmond Roadrunners  | 18        | 9        | 7        | 0        | 2         | 134       | 120       | 20         |
| Port Coquitlam Hitmen | 18        | 9        | 7        | 0        | 2         | 144       | 131       | 20         |
| North Shore Indians   | 18        | 7        | 10       | 0        | 1         | 118       | 167       | 15         |
| Burnaby Lakers        | 18        | 3        | 15       | 0        | 0         | 99        | 126       | 6          |
| Langley Warriors      | 18        | 0        | 18       | 0        | 0         | 40        | 238       | 0          |

#### PLAYOFFS

Ridge Attack defeated Richmond Roadrunners 7-6

Mission Cedar Kings defeated Ladner Pioneers 13-12

Coquitlam Adanacs defeated Mission Cedar Kings 2 games to 0 (14-11, 8-7)

Ridge Attack defeated Port Moody Express 2 games to 0 (10-5, 8-6)

Ridge Attack defeated Coquitlam Adanacs 2 games to 0 (11-6, 11-9)

## 2018 WEST CENTRAL SENIOR 'C' LACROSSE LEAGUE

|                       | <u>GP</u> | <u>W</u> | <u>L</u> | <u>T</u> | <u>OL</u> | <u>GF</u> | <u>GA</u> | <u>PTS</u> |
|-----------------------|-----------|----------|----------|----------|-----------|-----------|-----------|------------|
| Coquitlam Cobras      | 18        | 14       | 4        | 0        | 0         | 157       | 91        | 28         |
| Ladner Pioneers       | 18        | 12       | 3        | 0        | 3         | 165       | 118       | 27         |
| Port Moody Express    | 18        | 13       | 4        | 0        | 1         | 147       | 108       | 27         |
| Port Coquitlam Hitmen | 18        | 10       | 6        | 0        | 2         | 149       | 133       | 22         |
| Mission Cedar Kings   | 18        | 10       | 7        | 0        | 1         | 132       | 104       | 21         |
| Ridge Attack*         | 18        | 10       | 8        | 0        | 0         | 131       | 115       | 20         |
| North Shore Indians   | 18        | 9        | 9        | 0        | 0         | 144       | 166       | 18         |
| Richmond Roadrunners  | 18        | 9        | 9        | 0        | 0         | 124       | 107       | 18         |
| Burnaby Lakers        | 18        | 2        | 16       | 0        | 0         | 77        | 152       | 4          |
| Langley Warriors      | 18        | 1        | 17       | 0        | 0         | 60        | 192       | 2          |

*Ridge Attack forfeited game to Coquitlam Adanacs 1-0 on June 23, 2018*

*Richmond Roadrunners forfeited game to North Shore Indians 1-0 on July 8, 2018*

*North Shore Indians forfeited game to Coquitlam Cobras 1-0 on July 15, 2018*

*Coquitlam Cobras forfeited game to Ridge Attack 1-0 on July 23, 2018*

### PLAYOFFS

Ridge Attack defeated Ladner Pioneers 9-8 2OT

Mission Cedar Kings defeated Port Coquitlam Hitmen 9-8

Ridge Attack defeated Coquitlam Cobras 2 games to 1 (R-C, 6-8, 8-7)

Port Moody Express defeated Mission Cedar Kings 2 games to 0 (10-4, 12-7)

Ridge Attack defeated Port Moody Express 2 games to 1 (4-10, 13-6, 14-10)

## 2019 WEST CENTRAL SENIOR 'C' LACROSSE LEAGUE

|                          | <u>GP</u> | <u>W</u> | <u>L</u> | <u>T</u> | <u>OL</u> | <u>GF</u> | <u>GA</u> | <u>PTS</u> |
|--------------------------|-----------|----------|----------|----------|-----------|-----------|-----------|------------|
| Port Moody Express       | 13        | 12       | 1        | 0        | 0         | 108       | 61        | 24         |
| Port Coquitlam Hitmen*   | 13        | 11       | 1        | 0        | 1         | 129       | 77        | 23         |
| Ridge Attack             | 13        | 9        | 4        | 0        | 0         | 111       | 88        | 18         |
| Coquitlam Cobras         | 13        | 9        | 4        | 0        | 0         | 113       | 97        | 18         |
| Ladner Pioneers          | 13        | 8        | 4        | 0        | 1         | 118       | 89        | 17         |
| Mission Cedar Kings      | 13        | 7        | 5        | 0        | 1         | 73        | 85        | 15         |
| North Shore Indians      | 13        | 3        | 9        | 0        | 1         | 90        | 125       | 7          |
| Richmond Roadrunners     | 13        | 3        | 10       | 0        | 0         | 92        | 110       | 6          |
| Burnaby Lakers           | 13        | 2        | 11       | 0        | 0         | 56        | 118       | 4          |
| Queensborough River Rats | 13        | 1        | 11       | 0        | 1         | 81        | 121       | 3          |

*Burnaby Lakers forfeited game to Coquitlam Cobras 1-0 on July 10, 2019*

### PLAYOFFS

North Shore Indians defeated Queensborough River Rats 2 games to 0 (10-6, 10-7)

Richmond Roadrunners defeated Burnaby Lakers 2 games to 0 (14-2, 6-1)

Port Moody Express defeated Richmond Roadrunners 2 games to 0 (7-2, 9-6)

Port Coquitlam Hitmen defeated North Shore Indians 2 games to 0 (12-6, 15-3)

Ridge Attack defeated Mission Cedar Kings 2 games to 0 (8-4, 11-7)

Ladner Pioneers defeated Coquitlam Cobras 2 games to 0 (9-6, 10-6)

Port Moody Express defeated Ladner Pioneers 2 games to 0 (8-7, 11-10)

Port Coquitlam Hitmen defeated Ridge Attack 2 games to 0 (6-5, 8-5)

Port Coquitlam Hitmen defeated Port Moody Express 2 games to 0 (6-5 2OT, 10-9 OT)

## 2020 WEST CENTRAL SENIOR 'C' LACROSSE LEAGUE

*West Central Senior Lacrosse League season cancelled on May 21, 2020 due to the COVID-19 coronavirus pandemic*

## 2022 WEST CENTRAL SENIOR 'C' LACROSSE LEAGUE

|                          | <u>GP</u> | <u>W</u> | <u>L</u> | <u>T</u> | <u>OL</u> | <u>GF</u> | <u>GA</u> | <u>PTS</u> |
|--------------------------|-----------|----------|----------|----------|-----------|-----------|-----------|------------|
| Port Coquitlam Hitmen*   | 13        | 12       | 1        | 0        | 0         | 130       | 57        | 24         |
| Port Moody Express       | 13        | 11       | 2        | 0        | 0         | 130       | 73        | 20         |
| Mission Cedar Kings      | 13        | 10       | 3        | 0        | 0         | 108       | 76        | 20         |
| Maple Ridge Burrards     | 13        | 9        | 4        | 0        | 0         | 123       | 65        | 16         |
| Tri City Eclipse         | 13        | 8        | 5        | 0        | 0         | 120       | 95        | 16         |
| Queensborough River Rats | 13        | 5        | 7        | 0        | 1         | 99        | 109       | 11         |
| Ladner Pioneers          | 13        | 5        | 8        | 0        | 0         | 95        | 114       | 10         |
| Richmond Roadrunners     | 13        | 5        | 8        | 0        | 0         | 92        | 115       | 8          |
| Burnaby Lakers           | 13        | 3        | 10       | 0        | 0         | 53        | 114       | 4          |
| North Shore Indians      | 13        | 1        | 12       | 0        | 0         | 57        | 189       | 2          |

*Burnaby Lakers forfeited game to Mission Cedar Kings 1-0 on June 25, 2022*

*Maple Ridge Burrards forfeited game to North Shore Indians 2-0 on July 9, 2022*

*Richmond Roadrunners forfeited game to Tri City Eclipse 1-0 on July 9, 2022*

*Maple Ridge Burrards forfeited playoff game to Tri City Eclipse 1-0 on July 16, 2022*

### PLAYOFFS

Richmond Roadrunners defeated North Shore Indians 2 games to 0 (15-11, 16-5)

Port Coquitlam Hitmen defeated Richmond Roadrunners 2 games to 0 (13-3, 10-3)

Port Moody Express defeated Queensborough River Rats 2 games to 0 (12-6, 11-6)

Tri City Eclipse defeated Maple Ridge Burrards 2 games to 1 (1-0\*, 5-6, 8-5)

Mission Cedar Kings defeated Ladner Pioneers 2 games to 1 (9-4, 8-9, 10-6)

*\* forfeited*

Port Coquitlam Hitmen defeated Tri City Eclipse 2 games to 0 (12-5, 17-4)

Port Moody Express defeated Mission Cedar Kings 2 games to 1 (8-9, 5-4, 5-1)

Port Coquitlam Hitmen defeated Port Moody Express 2 games to 0 (9-4, 13-1)

## 2023 WEST CENTRAL SENIOR 'C' LACROSSE LEAGUE

|                          | <u>GP</u> | <u>W</u> | <u>L</u> | <u>T</u> | <u>OL</u> | <u>GF</u> | <u>GA</u> | <u>PTS</u> |
|--------------------------|-----------|----------|----------|----------|-----------|-----------|-----------|------------|
| Port Coquitlam Hitmen    | 13        | 11       | 1        | 1        | 0         | 112       | 62        | 23         |
| Port Moody Express*      | 13        | 10       | 3        | 0        | 0         | 120       | 63        | 20         |
| Tri City Eclipse         | 13        | 9        | 4        | 0        | 0         | 132       | 88        | 18         |
| Ladner Pioneers          | 13        | 8        | 5        | 0        | 1         | 153       | 82        | 17         |
| Queensborough River Rats | 13        | 8        | 5        | 0        | 0         | 111       | 87        | 16         |
| Maple Ridge Burrards     | 13        | 7        | 3        | 1        | 1         | 101       | 79        | 16         |
| Richmond Roadrunners     | 13        | 5        | 7        | 0        | 0         | 86        | 94        | 10         |
| Mission Cedar Kings      | 13        | 4        | 9        | 0        | 0         | 92        | 106       | 8          |
| Langley Warriors         | 13        | 1        | 11       | 0        | 0         | 49        | 142       | 2          |
| North Shore Indians      | 13        | 1        | 11       | 0        | 0         | 42        | 195       | 2          |

*Langley Warriors forfeited game to Port Moody Express 1-0 on April 30, 2023*

*North Shore Indians forfeited game to Queensborough River Rats 1-0 on April 30, 2023*

*Maple Ridge Burrards forfeited game to Port Coquitlam Hitmen 1-0 on May 27, 2023*

*Richmond Roadrunners forfeited game to Port Coquitlam Hitmen 1-0 on June 17, 2023*

*Maple Ridge Burrards forfeited game to Richmond Roadrunners 1-0 on July 6, 2023*

Port Moody Express defeated Richmond Roadrunners 2 games to 0 (8-4, 12-1)

Port Coquitlam Hitmen defeated Mission Cedar Kings 2 games to 0 (12-4, 10-4)

Queensborough River Rats defeated Ladner Pioneers 2 games to 0 (9-6, 8-11\*)

Tri City Eclipse defeated Maple Ridge Burrards 2 games to 1 (6-7, 6-2, 5-4)

*\* forfeited*

Port Coquitlam Hitmen defeated Queensborough River Rats 2 games to 0 (9-3, 7-6)

Port Moody Express defeated Tri City Eclipse 2 games to 0 (7-3, 8-3)

Port Moody Express defeated Port Coquitlam Hitmen 2 games to 1 (8-5, 3-9, 7-5)

### Abbotsford Attack / Ridge Attack / MAPLE RIDGE BURRARDS

|             |                         | <u>GP</u> | <u>W</u>  | <u>L</u> | <u>T</u> | <u>OL</u> | <u>GF</u>  | <u>GA</u>  | <u>PTS</u> |
|-------------|-------------------------|-----------|-----------|----------|----------|-----------|------------|------------|------------|
| 2003        | Abbotsford Attack       | 12        | 5         | 5        | 2        |           | 94         | 82         | 12         |
| 2004        | Abbotsford Attack       | 12        | 6         | 6        | 0        |           | 107        | 107        | 12         |
| 2005        | Abbotsford Attack       | 12        | 3         | 9        | 0        | 0         | 69         | 121        | 6          |
| 2006        | Abbotsford Attack       | 12        | 4         | 7        | 0        | 1         | 82         | 101        | 9          |
| 2007        | Abbotsford Attack       | 12        | 4         | 6        | 0        | 2         | 87         | 95         | 10         |
| 2008        | Abbotsford Attack       | 15        | 5         | 10       | 0        | 0         | 99         | 109        | 10         |
| 2009        | Ridge Attack            | 14        | 7         | 7        | 0        |           | 80         | 101        | 14         |
| 2010        | Ridge Attack            | 15        | 8         | 6        | 1        |           | 79         | 80         | 17         |
| 2011        | Ridge Attack            | 15        | 4         | 11       | 0        |           | 81         | 89         | 8          |
| 2012        | Ridge Attack            | 15        | 9         | 6        | 0        |           | 130        | 104        | 18         |
| 2013        | Ridge Attack            | 14        | 8         | 6        | 0        |           | 124        | 104        | 16         |
| 2014        | Ridge Attack            | 14        | 5         | 9        | 0        |           | 80         | 96         | 10         |
| 2015        | Ridge Attack            | 14        | 9         | 5        | 0        |           | 106        | 89         | 18         |
| 2016        | Ridge Attack            | 16        | 12        | 4        | 0        | 0         | 155        | 109        | 24         |
| <b>2017</b> | <b>Ridge Attack</b>     | <b>18</b> | <b>11</b> | <b>7</b> | <b>0</b> | <b>0</b>  | <b>155</b> | <b>114</b> | <b>22</b>  |
| <b>2018</b> | <b>Ridge Attack</b>     | <b>18</b> | <b>10</b> | <b>8</b> | <b>0</b> | <b>0</b>  | <b>131</b> | <b>115</b> | <b>20</b>  |
| 2019        | Ridge Attack            | 13        | 9         | 4        | 0        | 0         | 111        | 88         | 18         |
| 2020        | <i>season cancelled</i> |           |           |          |          |           |            |            |            |
| 2021        | <i>season cancelled</i> |           |           |          |          |           |            |            |            |
| 2022        | Maple Ridge Burrards    | 13        | 9         | 4        | 0        | 0         | 123        | 65         | 16         |
| 2023        | Maple Ridge Burrards    | 13        | 7         | 3        | 1        | 1         | 101        | 79         | 16         |

### PORT COQUITLAM HITMEN

|             |                              | <u>GP</u> | <u>W</u>  | <u>L</u> | <u>T</u> | <u>OL</u> | <u>GF</u>  | <u>GA</u> | <u>PTS</u> |
|-------------|------------------------------|-----------|-----------|----------|----------|-----------|------------|-----------|------------|
| <b>2003</b> | <b>Port Coquitlam Hitmen</b> | <b>12</b> | <b>7</b>  | <b>4</b> | <b>1</b> |           | <b>122</b> | <b>95</b> | <b>15</b>  |
| 2004        | Port Coquitlam Hitmen        | 12        | 6         | 6        | 0        |           | 109        | 91        | 12         |
| <b>2005</b> | <b>Port Coquitlam Hitmen</b> | <b>12</b> | <b>9</b>  | <b>2</b> | <b>1</b> | <b>0</b>  | <b>103</b> | <b>86</b> | <b>19</b>  |
| 2006        | Port Coquitlam Hitmen        | 12        | 4         | 8        | 0        | 0         | 73         | 102       | 8          |
| 2007        | Port Coquitlam Hitmen        | 12        | 8         | 3        | 1        | 0         | 101        | 85        | 15         |
| 2008        | Port Coquitlam Hitmen        | 15        | 11        | 4        | 0        | 0         | 118        | 97        | 22         |
| 2009        | Port Coquitlam Hitmen        | 14        | 7         | 7        | 0        |           | 71         | 71        | 14         |
| 2010        | Port Coquitlam Hitmen        | 15        | 5         | 9        | 1        |           | 67         | 76        | 11         |
| 2011        | Port Coquitlam Hitmen        | 15        | 6         | 8        | 1        |           | 76         | 81        | 13         |
| 2012        | Port Coquitlam Hitmen        | 15        | 2         | 13       | 0        |           | 95         | 139       | 4          |
| 2013        | Port Coquitlam Hitmen        | 14        | 9         | 5        | 0        |           | 114        | 83        | 18         |
| 2014        | Port Coquitlam Hitmen        | 14        | 10        | 4        | 0        |           | 103        | 87        | 20         |
| 2015        | Port Coquitlam Hitmen        | 14        | 8         | 6        | 0        |           | 122        | 97        | 16         |
| 2016        | Port Coquitlam Hitmen        | 16        | 7         | 8        | 1        | 2         | 119        | 111       | 17         |
| 2017        | Port Coquitlam Hitmen        | 18        | 9         | 7        | 0        | 2         | 144        | 131       | 20         |
| 2018        | Port Coquitlam Hitmen        | 18        | 10        | 6        | 0        | 2         | 149        | 133       | 22         |
| <b>2019</b> | <b>Port Coquitlam Hitmen</b> | <b>13</b> | <b>11</b> | <b>1</b> | <b>0</b> | <b>1</b>  | <b>129</b> | <b>77</b> | <b>23</b>  |
| 2020        | <i>season cancelled</i>      |           |           |          |          |           |            |           |            |
| 2021        | <i>season cancelled</i>      |           |           |          |          |           |            |           |            |
| <b>2022</b> | <b>Port Coquitlam Hitmen</b> | <b>13</b> | <b>12</b> | <b>1</b> | <b>0</b> | <b>0</b>  | <b>130</b> | <b>57</b> | <b>24</b>  |
| 2023        | Port Coquitlam Hitmen        | 13        | 11        | 1        | 1        | 0         | 112        | 62        | 23         |

### PORT MOODY EXPRESS / PoCoMo Express

|             |                           | <u>GP</u> | <u>W</u>  | <u>L</u> | <u>T</u> | <u>OL</u> | <u>GF</u>  | <u>GA</u>  | <u>PTS</u> |
|-------------|---------------------------|-----------|-----------|----------|----------|-----------|------------|------------|------------|
| 2003        | Port Moody Express        | 12        | 10        | 1        | 1        |           | 112        | 59         | 21         |
| <b>2004</b> | <b>Port Moody Express</b> | <b>12</b> | <b>11</b> | <b>1</b> | <b>0</b> |           | <b>146</b> | <b>78</b>  | <b>22</b>  |
| 2005        | PoCoMo Express            | 12        | 7         | 4        | 1        | 0         | 85         | 59         | 15         |
| <b>2006</b> | <b>Port Moody Express</b> | <b>12</b> | <b>10</b> | <b>2</b> | <b>0</b> | <b>0</b>  | <b>99</b>  | <b>50</b>  | <b>20</b>  |
| <b>2007</b> | <b>Port Moody Express</b> | <b>12</b> | <b>9</b>  | <b>3</b> | <b>0</b> | <b>0</b>  | <b>107</b> | <b>81</b>  | <b>18</b>  |
| <b>2008</b> | <b>Port Moody Express</b> | <b>15</b> | <b>12</b> | <b>3</b> | <b>0</b> | <b>0</b>  | <b>133</b> | <b>92</b>  | <b>24</b>  |
| <b>2009</b> | <b>Port Moody Express</b> | <b>14</b> | <b>13</b> | <b>1</b> | <b>0</b> |           | <b>145</b> | <b>56</b>  | <b>26</b>  |
| <b>2010</b> | <b>Port Moody Express</b> | <b>15</b> | <b>10</b> | <b>5</b> | <b>0</b> |           | <b>116</b> | <b>68</b>  | <b>20</b>  |
| 2011        | Port Moody Express        | 15        | 14        | 0        | 1        |           | 141        | 57         | 29         |
| <b>2012</b> | <b>Port Moody Express</b> | <b>15</b> | <b>12</b> | <b>3</b> | <b>0</b> |           | <b>167</b> | <b>103</b> | <b>24</b>  |
| 2013        | Port Moody Express        | 14        | 11        | 3        | 0        |           | 164        | 89         | 22         |
| 2014        | Port Moody Express        | 14        | 10        | 3        | 1        |           | 117        | 76         | 21         |
| <b>2015</b> | <b>Port Moody Express</b> | <b>14</b> | <b>11</b> | <b>3</b> | <b>0</b> |           | <b>130</b> | <b>82</b>  | <b>22</b>  |
| <b>2016</b> | <b>Port Moody Express</b> | <b>16</b> | <b>13</b> | <b>2</b> | <b>1</b> | <b>0</b>  | <b>128</b> | <b>93</b>  | <b>27</b>  |
| 2017        | Port Moody Express        | 18        | 14        | 4        | 0        | 0         | 176        | 97         | 28         |
| 2018        | Port Moody Express        | 18        | 13        | 4        | 0        | 1         | 147        | 108        | 27         |

|             |                           |           |           |          |          |          |            |           |           |
|-------------|---------------------------|-----------|-----------|----------|----------|----------|------------|-----------|-----------|
| 2019        | Port Moody Express        | 13        | 12        | 1        | 0        | 0        | 108        | 61        | 24        |
| 2020        | <i>season cancelled</i>   |           |           |          |          |          |            |           |           |
| 2021        | <i>season cancelled</i>   |           |           |          |          |          |            |           |           |
| 2022        | Port Moody Express        | 13        | 11        | 2        | 0        | 0        | 130        | 73        | 20        |
| <b>2023</b> | <b>Port Moody Express</b> | <b>13</b> | <b>10</b> | <b>3</b> | <b>0</b> | <b>0</b> | <b>120</b> | <b>63</b> | <b>20</b> |

### Vancouver Vipers / Vancouver Burrards / NORTH SHORE INDIANS

|      |                           | <u>GP</u> | <u>W</u> | <u>L</u> | <u>T</u> | <u>OL</u> | <u>GF</u> | <u>GA</u> | <u>PTS</u> |
|------|---------------------------|-----------|----------|----------|----------|-----------|-----------|-----------|------------|
| 2003 | Vancouver Vipers          | 12        | 0        | 12       | 0        |           | 49        | 141       | 0          |
| 2004 | Vancouver Vipers          | 12        | 1        | 11       | 0        |           | 57        | 143       | 2          |
| 2005 | Vancouver Vipers          | 12        | 5        | 4        | 2        | 1         | 84        | 83        | 13         |
| 2006 | Vancouver Burrards        | 12        | 4        | 6        | 0        | 2         | 71        | 103       | 10         |
| 2007 | Vancouver Burrards        | 12        | 3        | 8        | 0        | 1         | 88        | 118       | 7          |
| 2008 | Vancouver Burrards        | 15        | 3        | 11       | 0        | 1         | 72        | 148       | 6          |
| 2009 | Vancouver Burrards        | 14        | 1        | 12       | 1        |           | 64        | 134       | 3          |
| 2010 | Vancouver Burrards        | 15        | 1        | 13       | 1        |           | 62        | 137       | 3          |
| 2011 | Vancouver Burrards        | 15        | 0        | 15       | 0        |           | 40        | 163       | 0          |
| 2012 | Vancouver Burrards        | 15        | 1        | 14       | 0        |           | 81        | 190       | 2          |
| 2013 | Vancouver Burrard Indians | 14        | 1        | 12       | 1        |           | 92        | 175       | 3          |
| 2014 | Vancouver Burrard Indians | 14        | 4        | 9        | 1        |           | 84        | 117       | 9          |
| 2015 | North Shore Indians       | 14        | 6        | 8        | 0        |           | 100       | 141       | 12         |
| 2016 | North Shore Indians       | 16        | 7        | 9        | 0        | 1         | 110       | 152       | 15         |
| 2017 | North Shore Indians       | 18        | 7        | 10       | 0        | 1         | 118       | 167       | 15         |
| 2018 | North Shore Indians       | 18        | 9        | 9        | 0        | 0         | 144       | 166       | 18         |
| 2019 | North Shore Indians       | 13        | 3        | 9        | 0        | 1         | 90        | 125       | 7          |
| 2020 | <i>season cancelled</i>   |           |          |          |          |           |           |           |            |
| 2021 | <i>season cancelled</i>   |           |          |          |          |           |           |           |            |
| 2022 | North Shore Indians       | 13        | 1        | 12       | 0        | 0         | 57        | 189       | 2          |
| 2023 | North Shore Indians       | 13        | 1        | 11       | 0        | 0         | 42        | 195       | 2          |

### Coquitlam Cobras / Coquitlam Adanacs / TRI CITY ECLIPSE

|             |                         | <u>GP</u> | <u>W</u>  | <u>L</u> | <u>T</u> | <u>OL</u> | <u>GF</u>  | <u>GA</u> | <u>PTS</u> |
|-------------|-------------------------|-----------|-----------|----------|----------|-----------|------------|-----------|------------|
| 2009        | Coquitlam Cobras        | 14        | 5         | 8        | 1        |           | 77         | 100       | 11         |
| 2010        | Coquitlam Cobras        | 15        | 13        | 1        | 1        |           | 108        | 61        | 27         |
| <b>2011</b> | <b>Coquitlam Cobras</b> | <b>15</b> | <b>10</b> | <b>5</b> | <b>0</b> |           | <b>84</b>  | <b>61</b> | <b>20</b>  |
| 2012        | Coquitlam Cobras        | 15        | 10        | 4        | 1        |           | 127        | 96        | 21         |
| <b>2013</b> | <b>Coquitlam Cobras</b> | <b>14</b> | <b>11</b> | <b>3</b> | <b>0</b> |           | <b>137</b> | <b>85</b> | <b>22</b>  |
| <b>2014</b> | <b>Coquitlam Cobras</b> | <b>14</b> | <b>11</b> | <b>3</b> | <b>0</b> |           | <b>110</b> | <b>67</b> | <b>22</b>  |
| 2015        | Coquitlam Cobras        | 14        | 10        | 4        | 0        |           | 102        | 71        | 20         |
| 2016        | Coquitlam Adanacs       | 16        | 11        | 5        | 0        | 0         | 161        | 100       | 22         |
| 2017        | Coquitlam Adanacs       | 18        | 17        | 1        | 0        | 0         | 192        | 120       | 34         |
| 2018        | Coquitlam Cobras        | 18        | 14        | 4        | 0        | 0         | 157        | 91        | 28         |
| 2019        | Coquitlam Cobras        | 13        | 9         | 4        | 0        | 0         | 113        | 97        | 18         |
| 2020        | <i>season cancelled</i> |           |           |          |          |           |            |           |            |
| 2021        | <i>season cancelled</i> |           |           |          |          |           |            |           |            |
| 2022        | Tri City Eclipse        | 13        | 8         | 5        | 0        | 0         | 120        | 95        | 16         |
| 2023        | Tri City Eclipse        | 13        | 9         | 4        | 0        | 0         | 132        | 88        | 18         |

### LADNER PIONEERS

|      |                         | <u>GP</u> | <u>W</u> | <u>L</u> | <u>T</u> | <u>OL</u> | <u>GF</u> | <u>GA</u> | <u>PTS</u> |
|------|-------------------------|-----------|----------|----------|----------|-----------|-----------|-----------|------------|
| 2009 | Ladner Pioneers         | 14        | 10       | 4        | 0        |           | 124       | 82        | 20         |
| 2010 | Ladner Pioneers         | 15        | 6        | 9        | 0        |           | 100       | 110       | 12         |
| 2011 | Ladner Pioneers         | 15        | 10       | 5        | 0        |           | 109       | 80        | 20         |
| 2012 | Ladner Pioneers         | 15        | 10       | 4        | 1        |           | 151       | 119       | 21         |
| 2013 | Ladner Pioneers         | 14        | 8        | 6        | 0        |           | 128       | 91        | 16         |
| 2014 | Ladner Pioneers         | 14        | 2        | 12       | 0        |           | 52        | 106       | 4          |
| 2015 | Ladner Pioneers         | 14        | 2        | 12       | 0        |           | 73        | 151       | 4          |
| 2016 | Ladner Pioneers         | 16        | 4        | 12       | 0        | 0         | 109       | 148       | 8          |
| 2017 | Ladner Pioneers         | 18        | 10       | 7        | 0        | 1         | 162       | 130       | 21         |
| 2018 | Ladner Pioneers         | 18        | 12       | 3        | 0        | 3         | 165       | 118       | 27         |
| 2019 | Ladner Pioneers         | 13        | 8        | 4        | 0        | 1         | 118       | 89        | 17         |
| 2020 | <i>season cancelled</i> |           |          |          |          |           |           |           |            |
| 2021 | <i>season cancelled</i> |           |          |          |          |           |           |           |            |
| 2022 | Ladner Pioneers         | 13        | 5        | 8        | 0        | 0         | 95        | 114       | 10         |
| 2023 | Ladner Pioneers         | 13        | 8        | 5        | 0        | 1         | 153       | 82        | 17         |

**RICHMOND ROADRUNNERS**

|      |                         | <u>GP</u> | <u>W</u> | <u>L</u> | <u>T</u> | <u>OL</u> | <u>GF</u> | <u>GA</u> | <u>PTS</u> |
|------|-------------------------|-----------|----------|----------|----------|-----------|-----------|-----------|------------|
| 2013 | Richmond Roadrunners    | 14        | 7        | 7        | 0        |           | 89        | 101       | 14         |
| 2014 | Richmond Roadrunners    | 14        | 11       | 2        | 1        |           | 92        | 66        | 23         |
| 2015 | Richmond Roadrunners    | 14        | 8        | 6        | 0        |           | 153       | 86        | 16         |
| 2016 | Richmond Roadrunners    | 16        | 13       | 3        | 0        | 0         | 142       | 106       | 26         |
| 2017 | Richmond Roadrunners    | 18        | 9        | 7        | 0        | 2         | 134       | 120       | 20         |
| 2018 | Richmond Roadrunners    | 18        | 9        | 9        | 0        | 0         | 124       | 107       | 18         |
| 2019 | Richmond Roadrunners    | 13        | 3        | 10       | 0        | 0         | 92        | 110       | 6          |
| 2020 | <i>season cancelled</i> |           |          |          |          |           |           |           |            |
| 2021 | <i>season cancelled</i> |           |          |          |          |           |           |           |            |
| 2022 | Richmond Roadrunners    | 13        | 5        | 8        | 0        | 0         | 92        | 115       | 8          |
| 2023 | Richmond Roadrunners    | 13        | 5        | 7        | 0        | 0         | 86        | 94        | 10         |

**Burnaby Lakers / LANGLEY WARRIORS**

|      |                         | <u>GP</u> | <u>W</u> | <u>L</u> | <u>T</u> | <u>OL</u> | <u>GF</u> | <u>GA</u> | <u>PTS</u> |
|------|-------------------------|-----------|----------|----------|----------|-----------|-----------|-----------|------------|
| 2013 | Burnaby Lakers          | 14        | 0        | 13       | 1        |           | 41        | 161       | 1          |
| 2014 | Burnaby Lakers          | 14        | 1        | 12       | 1        |           | 71        | 94        | 3          |
| 2015 | Burnaby Lakers          | 14        | 2        | 12       | 0        |           | 60        | 129       | 4          |
| 2016 | Burnaby Lakers          | 16        | 0        | 16       | 0        | 0         | 92        | 167       | 0          |
| 2017 | Burnaby Lakers          | 18        | 3        | 15       | 0        | 0         | 99        | 126       | 6          |
| 2018 | Burnaby Lakers          | 18        | 2        | 16       | 0        | 0         | 77        | 152       | 4          |
| 2019 | Burnaby Lakers          | 13        | 2        | 11       | 0        | 0         | 56        | 118       | 4          |
| 2020 | <i>season cancelled</i> |           |          |          |          |           |           |           |            |
| 2021 | <i>season cancelled</i> |           |          |          |          |           |           |           |            |
| 2022 | Burnaby Lakers          | 13        | 3        | 10       | 0        | 0         | 53        | 114       | 4          |
| 2023 | Langley Warriors        | 13        | 1        | 11       | 0        | 0         | 49        | 142       | 2          |

**MISSION CEDAR KINGS**

|      |                         | <u>GP</u> | <u>W</u> | <u>L</u> | <u>T</u> | <u>OL</u> | <u>GF</u> | <u>GA</u> | <u>PTS</u> |
|------|-------------------------|-----------|----------|----------|----------|-----------|-----------|-----------|------------|
| 2016 | Mission Cedar Kings     | 16        | 4        | 12       | 0        | 2         | 102       | 132       | 10         |
| 2017 | Mission Cedar Kings     | 18        | 10       | 7        | 0        | 1         | 130       | 107       | 21         |
| 2018 | Mission Cedar Kings     | 18        | 10       | 7        | 0        | 1         | 132       | 104       | 21         |
| 2019 | Mission Cedar Kings     | 13        | 7        | 5        | 0        | 1         | 73        | 85        | 15         |
| 2020 | <i>season cancelled</i> |           |          |          |          |           |           |           |            |
| 2021 | <i>season cancelled</i> |           |          |          |          |           |           |           |            |
| 2022 | Mission Cedar Kings     | 13        | 10       | 3        | 0        | 0         | 108       | 76        | 20         |
| 2023 | Mission Cedar Kings     | 13        | 4        | 9        | 0        | 0         | 92        | 106       | 8          |

**Langley Warriors / QUEENSBOROUGH RIVER RATS**

|      |                          | <u>GP</u> | <u>W</u> | <u>L</u> | <u>T</u> | <u>OL</u> | <u>GF</u> | <u>GA</u> | <u>PTS</u> |
|------|--------------------------|-----------|----------|----------|----------|-----------|-----------|-----------|------------|
| 2017 | Langley Warriors         | 18        | 0        | 18       | 0        | 0         | 40        | 238       | 0          |
| 2018 | Langley Warriors         | 18        | 1        | 17       | 0        | 0         | 60        | 192       | 2          |
| 2019 | Queensborough River Rats | 13        | 1        | 11       | 0        | 1         | 81        | 121       | 3          |
| 2020 | <i>season cancelled</i>  |           |          |          |          |           |           |           |            |
| 2021 | <i>season cancelled</i>  |           |          |          |          |           |           |           |            |
| 2022 | Queensborough River Rats | 13        | 5        | 7        | 0        | 1         | 99        | 109       | 11         |
| 2023 | Queensborough River Rats | 13        | 8        | 5        | 0        | 0         | 111       | 87        | 16         |

## DEFUNCT CLUBS

### North Shore Indians

|      |                     | <u>GP</u> | <u>W</u> | <u>L</u> | <u>T</u> | <u>OL</u> | <u>GF</u> | <u>GA</u> | <u>PTS</u> |
|------|---------------------|-----------|----------|----------|----------|-----------|-----------|-----------|------------|
| 2005 | North Shore Indians | 12        | 4        | 8        | 0        | 0         | 129       | 121       | 8          |
| 2006 | North Shore Indians | 12        | 8        | 4        | 0        | 0         | 108       | 77        | 16         |
| 2007 | North Shore Indians | 12        | 5        | 5        | 1        | 1         | 89        | 93        | 12         |
| 2008 | North Shore Indians | 15        | 8        | 7        | 0        | 0         | 127       | 94        | 16         |
| 2009 | North Shore Indians | 14        | 5        | 9        | 0        |           | 88        | 90        | 10         |

### West Van Outlaws

|      |                  | <u>GP</u> | <u>W</u> | <u>L</u> | <u>T</u> | <u>OL</u> | <u>GF</u> | <u>GA</u> | <u>PTS</u> |
|------|------------------|-----------|----------|----------|----------|-----------|-----------|-----------|------------|
| 2008 | West Van Outlaws | 15        | 6        | 8        | 0        | 1         | 109       | 118       | 12         |
| 2009 | West Van Outlaws | 14        | 7        | 7        | 0        |           | 80        | 95        | 14         |

### GALE LLOYD TROPHY CHAMPIONS

|      | <u>Champion</u>              | <u>Finalist</u>       |
|------|------------------------------|-----------------------|
| 2003 | <b>Port Coquitlam Hitmen</b> | Port Moody Express    |
| 2004 | <b>Port Moody Express</b>    | Port Coquitlam Hitmen |
| 2005 | <b>Port Coquitlam Hitmen</b> | PoCoMo Express        |
| 2006 | <b>Port Moody Express</b>    | North Shore Indians   |
| 2007 | <b>Port Moody Express</b>    | Port Coquitlam Hitmen |
| 2008 | <b>Port Moody Express</b>    | North Shore Indians   |
| 2009 | <b>Port Moody Express</b>    | Port Coquitlam Hitmen |
| 2010 | <b>Port Moody Express</b>    | Coquitlam Cobras      |
| 2011 | <b>Coquitlam Cobras</b>      | Port Moody Express    |
| 2012 | <b>Port Moody Express</b>    | Ladner Pioneers       |
| 2013 | <b>Coquitlam Cobras</b>      | Richmond Roadrunners  |
| 2014 | <b>Coquitlam Cobras</b>      | Richmond Roadrunners  |
| 2015 | <b>Port Moody Express</b>    | Ridge Attack          |
| 2016 | <b>Port Moody Express*</b>   | Ridge Attack          |
| 2017 | <b>Ridge Attack</b>          | Coquitlam Adanacs     |
| 2018 | <b>Ridge Attack</b>          | Port Moody Express    |
| 2019 | <b>Port Coquitlam Hitmen</b> | Port Moody Express    |
| 2020 | <i>no decision</i>           |                       |
| 2021 | <i>no decision</i>           |                       |
| 2022 | <b>Port Coquitlam Hitmen</b> | Port Moody Express    |
| 2023 | <b>Port Moody Express</b>    | Port Coquitlam Hitmen |

\*NOTE: Deciding game between Port Moody Express and Ridge Attack was abandoned due to unsafe floor conitions in the third period with Port Moody leading 6-4; Port Moody claimed the championship



|   |                  |
|---|------------------|
| <b>INTERIOR SENIOR 'B' LACROSSE LEAGUE</b>          | <b>1994-1999</b> |
| <b>OKANAGAN XTREME (SENIOR 'C') LACROSSE LEAGUE</b> | <b>2000-2011</b> |
| <b>THOMPSON OKANAGAN SENIOR LACROSSE LEAGUE</b>     | <b>2012-</b>     |

|              |                            |                                |
|--------------|----------------------------|--------------------------------|
| <b>1994-</b> | <b>Armstrong Shamrocks</b> |                                |
| 1994-1996    | Kelowna Kodiaks            | <i>renamed Warriors</i>        |
| 1994-2000    | Vernon Tigers              | <i>renamed Royals</i>          |
| 1995-1996    | Kamloops Rebels            | <i>folded in mid-season</i>    |
| 1997-2002    | Kelowna Warriors           | <i>folded</i>                  |
| 1999-1999    | Kamloops Rattlers          | <i>folded</i>                  |
| 2001-2004    | Rutland Raiders            | <i>renamed Kelowna Raiders</i> |
| 2001-2009    | Vernon Royals              | <i>renamed Tigers</i>          |
| 2005-2017    | Kelowna Raiders            | <i>suspended operations</i>    |
| <b>2008-</b> | <b>Kamloops Rattlers</b>   |                                |
| 2010-2012    | Vernon Tigers              | <i>folded</i>                  |
| <b>2019-</b> | <b>Kelowna Raiders</b>     |                                |
| <b>2019-</b> | <b>Vernon Tigers</b>       |                                |
| 2022-2022    | Princeton Rangers          | <i>folded in mid-season</i>    |

**2001 OKANAGAN XTREME LACROSSE LEAGUE**

|                     | <u>GP</u> | <u>W</u> | <u>L</u> | <u>T</u> | <u>GF</u> | <u>GA</u> | <u>PTS</u> |
|---------------------|-----------|----------|----------|----------|-----------|-----------|------------|
| Kelowna Warriors*   | 12        | 9        | 2        | 1        | 104       | 66        | 19         |
| Armstrong Shamrocks | 12        | 6        | 5        | 1        | 102       | 90        | 13         |
| Vernon Royals       | 12        | 4        | 7        | 1        | 90        | 100       | 9          |
| Rutland Raiders     | 12        | 3        | 8        | 1        | 83        | 123       | 7          |

PLAYOFFS

Kelowna Warriors defeated Rutland Raiders 2 games to 0

Armstrong Shamrocks defeated Vernon Royals 2 games to 0 (9-5, 11-6)

Kelowna Warriors defeated Armstrong Shamrocks 3 games to 1 (9-8 OT, 9-13, 8-5, 12-7)

**2002 OKANAGAN XTREME SENIOR 'B' LACROSSE LEAGUE**

|                      | <u>GP</u> | <u>W</u> | <u>L</u> | <u>T</u> | <u>GF</u> | <u>GA</u> | <u>PCT</u> |
|----------------------|-----------|----------|----------|----------|-----------|-----------|------------|
| Armstrong Shamrocks* | 12        | 10       | 2        | 0        | 125       | 74        | .833       |
| Vernon Royals        | 12        | 8        | 4        | 0        | 118       | 96        | .667       |
| Rutland Raiders      | 12        | 5        | 7        | 0        | 124       | 140       | .416       |
| Kelowna Warriors     | 12        | 1        | 11       | 0        | 71        | 128       | .083       |

PLAYOFFS

Armstrong Shamrocks defeated Vernon Royals 4 games to 2

**2003 OKANAGAN XTREME SENIOR 'C' LACROSSE LEAGUE**

|                      | <u>GP</u> | <u>W</u> | <u>L</u> | <u>T</u> | <u>GF</u> | <u>GA</u> | <u>PTS</u> |
|----------------------|-----------|----------|----------|----------|-----------|-----------|------------|
| Vernon Royals        | 8         | 6        | 2        | 0        | 85        | 49        | 12         |
| Armstrong Shamrocks* | 8         | 6        | 2        | 0        | 74        | 58        | 12         |
| Rutland Raiders      | 8         | 0        | 8        | 0        | 40        | 92        | 0          |

PLAYOFFS

Armstrong Shamrocks defeated Rutland Raiders 2 games to 0 (16-4, 13-11)

Armstrong Shamrocks defeated Vernon Royals 3 games to 2 (11-7, 8-6 OT, 5-6, 5-10, 6-5)

#### 2004 OKANAGAN XTREME LACROSSE LEAGUE

|                     | <u>GP</u> | <u>W</u> | <u>L</u> | <u>T</u> | <u>GF</u> | <u>GA</u> | <u>PTS</u> |
|---------------------|-----------|----------|----------|----------|-----------|-----------|------------|
| Armstrong Shamrocks | 8         | 6        | 2        | 0        | 93        | 46        | 12         |
| Vernon Royals*      | 8         | 6        | 2        | 0        | 98        | 56        | 12         |
| Rutland Raiders     | 8         | 0        | 8        | 0        | 30        | 119       | 0          |

#### PLAYOFFS

Vernon Royals defeated Rutland Raiders 2 games to 0 (21-3, 15-6)

Vernon Royals defeated Armstrong Shamrocks 3 games to 1 (9-4, 11-10, 5-6, 10-4)

#### 2005 OKANAGAN XTREME LACROSSE LEAGUE

|                     | <u>GP</u> | <u>W</u> | <u>L</u> | <u>T</u> | <u>GF</u> | <u>GA</u> | <u>PTS</u> |
|---------------------|-----------|----------|----------|----------|-----------|-----------|------------|
| Vernon Royals*      | 8         | 3        | 2        | 3        | 71        | 66        | 9          |
| Kelowna Raiders     | 8         | 3        | 2        | 2        | 77        | 76        | 8          |
| Armstrong Shamrocks | 8         | 2        | 3        | 3        | 71        | 77        | 7          |

#### PLAYOFFS

Kelowna Raiders defeated Armstrong Shamrocks 2 games to 0 (11-3, forfeit, 7-5)

Vernon Royals defeated Kelowna Raiders 3 games to 0 (13-8, 10-8, 11-8)

#### 2006 OKANAGAN XTREME LACROSSE LEAGUE

|                     | <u>GP</u> | <u>W</u> | <u>L</u> | <u>T</u> | <u>GF</u> | <u>GA</u> | <u>PTS</u> |
|---------------------|-----------|----------|----------|----------|-----------|-----------|------------|
| Kelowna Raiders*    | 12        | 6        | 5        | 1        | 118       | 101       | 13         |
| Vernon Royals       | 12        | 6        | 6        | 0        | 95        | 103       | 12         |
| Armstrong Shamrocks | 12        | 5        | 6        | 1        | 104       | 113       | 11         |

#### PLAYOFFS

Kelowna Raiders defeated Vernon Royals 2 games to 0 (11-8, 13-10)

#### 2007 OKANAGAN XTREME LACROSSE LEAGUE

|                     | <u>GP</u> | <u>W</u> | <u>L</u> | <u>T</u> | <u>GF</u> | <u>GA</u> | <u>PTS</u> |
|---------------------|-----------|----------|----------|----------|-----------|-----------|------------|
| Kelowna Raiders*    | 8         | 7        | 1        | 0        | 86        | 59        | 14         |
| Armstrong Shamrocks | 8         | 4        | 4        | 0        | 50        | 47        | 8          |
| Vernon Royals       | 8         | 1        | 7        | 0        | 61        | 91        | 2          |

*Armstrong Shamrocks forfeited game to Kelowna Raiders on June 15, 2007*

#### PLAYOFFS

Kelowna Raiders defeated Armstrong Shamrocks 2 games to 0 (10-5, 11-9)

#### 2008 OKANAGAN XTREME LACROSSE LEAGUE

|                     | <u>GP</u> | <u>W</u> | <u>L</u> | <u>T</u> | <u>GF</u> | <u>GA</u> | <u>PTS</u> |
|---------------------|-----------|----------|----------|----------|-----------|-----------|------------|
| Kelowna Raiders*    | 12        | 10       | 2        | 0        | 136       | 84        | 20         |
| Vernon Royals       | 12        | 9        | 3        | 0        | 118       | 93        | 18         |
| Armstrong Shamrocks | 12        | 3        | 9        | 0        | 70        | 114       | 6          |
| Kamloops Rattlers   | 12        | 2        | 10       | 0        | 68        | 101       | 4          |

#### PLAYOFFS

Kelowna defeated Kamloops 2 games to 0 (X-X, 14-9)

Vernon Royals defeated Armstrong Shamrocks 2 games to 1 (X-X, 6-7, X-X)

Kelowna Raiders defeated Vernon Royals

**2009 OKANAGAN XTREME LACROSSE LEAGUE**

|                     | <u>GP</u> | <u>W</u> | <u>L</u> | <u>T</u> | <u>GF</u> | <u>GA</u> | <u>PTS</u> |
|---------------------|-----------|----------|----------|----------|-----------|-----------|------------|
| Kelowna Raiders*    | 12        | 12       | 0        | 0        | 121       | 68        | 24         |
| Kamloops Rattlers   | 12        | 5        | 7        | 0        | 86        | 86        | 10         |
| Armstrong Shamrocks | 12        | 5        | 7        | 0        | 77        | 89        | 10         |
| Vernon Royals       | 12        | 2        | 10       | 0        | 71        | 112       | 4          |

**PLAYOFFS**

Kelowna Raiders defeated Vernon Royals 2 games to 0 (13-11, 10-8)

Kamloops Rattlers defeated Armstrong Shamrocks 2 games to 1 (7-5, 5-7, 9-7)

Kelowna Raiders defeated Kamloops Rattlers 2 games to 0 (11-10, 8-5)

**2010 OKANAGAN XTREME LACROSSE LEAGUE**

|                     | <u>GP</u> | <u>W</u> | <u>L</u> | <u>T</u> | <u>GF</u> | <u>GA</u> | <u>PTS</u> |
|---------------------|-----------|----------|----------|----------|-----------|-----------|------------|
| Armstrong Shamrocks | 12        | 8        | 4        | 0        | 75        | 62        | 16         |
| Kelowna Raiders     | 12        | 7        | 5        | 0        | 107       | 75        | 14         |
| Kamloops Rattlers*  | 12        | 7        | 5        | 0        | 71        | 71        | 14         |
| Vernon Tigers       | 12        | 2        | 10       | 0        | 55        | 99        | 4          |

**PLAYOFFS**

Armstrong Shamrocks defeated Vernon Tigers 2 games to 0 (8-4, 10-2)

Kamloops Rattlers defeated Kelowna Raiders 2 games to 1 (6-9, 7-6, 7-6)

Kamloops Rattlers defeated Armstrong Shamrocks 2 games to 1 (5-7, 2-1, K-A)

**2011 OKANAGAN XTREME LACROSSE LEAGUE**

|                     | <u>GP</u> | <u>W</u> | <u>L</u> | <u>T</u> | <u>GF</u> | <u>GA</u> | <u>PTS</u> |
|---------------------|-----------|----------|----------|----------|-----------|-----------|------------|
| Kelowna Raiders*    | 12        | 7        | 5        | 0        | 120       | 99        | 14         |
| Armstrong Shamrocks | 12        | 6        | 6        | 0        | 87        | 86        | 12         |
| Vernon Tigers       | 12        | 6        | 6        | 0        | 80        | 104       | 12         |
| Kamloops Rattlers   | 12        | 5        | 7        | 0        | 74        | 72        | 10         |

**PLAYOFFS**

Armstrong Shamrocks defeated Vernon Tigers 2 games to 1 (8-9, 12-5, 7-6)

Kelowna defeated Kamloops 2 games to 1 (14-6, 5-8, 10-7)

Kelowna Raiders defeated Armstrong Shamrocks 2 games to 1 (7-2, 11-12 OT, 9-6)

**2012 THOMPSON OKANAGAN SENIOR 'C' LACROSSE LEAGUE**

|                     | <u>GP</u> | <u>W</u> | <u>L</u> | <u>T</u> | <u>GF</u> | <u>GA</u> | <u>PTS</u> |
|---------------------|-----------|----------|----------|----------|-----------|-----------|------------|
| Kelowna Raiders*    | 12        | 10       | 2        | 0        | 131       | 87        | 20         |
| Armstrong Shamrocks | 12        | 7        | 5        | 0        | 102       | 106       | 14         |
| Kamloops Rattlers   | 12        | 6        | 6        | 0        | 113       | 82        | 12         |
| Vernon Tigers       | 12        | 1        | 11       | 0        | 81        | 152       | 2          |

**PLAYOFFS**

Kelowna Raiders defeated Vernon Tigers 2 games to 0 (18-5, 16-11)

Armstrong Shamrocks defeated Kamloops Rattlers 2 games to 0 (9-5, 7-5)

Kelowna Raiders defeated Armstrong Shamrocks 2 games to 0 (13-10, 14-9)

**2013 THOMPSON OKANAGAN SENIOR 'C' LACROSSE LEAGUE**

|                     | <u>GP</u> | <u>W</u> | <u>L</u> | <u>T</u> | <u>GF</u> | <u>GA</u> | <u>PTS</u> |
|---------------------|-----------|----------|----------|----------|-----------|-----------|------------|
| Kamloops Rattlers   | 10        | 8        | 2        | 0        | 102       | 67        | 16         |
| Kelowna Raiders*    | 10        | 4        | 6        | 0        | 84        | 101       | 8          |
| Armstrong Shamrocks | 10        | 3        | 7        | 0        | 79        | 97        | 6          |

**PLAYOFFS**

Kelowna Raiders defeated Armstrong Shamrocks 2 games to 0 (8-5, 13-10)

Kelowna Raiders defeated Kamloops Rattlers 2 games to 0 (12-10, 9-5)

#### 2014 THOMPSON OKANAGAN SENIOR 'C' LACROSSE LEAGUE

|                     | <u>GP</u> | <u>W</u> | <u>L</u> | <u>T</u> | <u>GF</u> | <u>GA</u> | <u>PTS</u> |
|---------------------|-----------|----------|----------|----------|-----------|-----------|------------|
| Armstrong Shamrocks | 8         | 5        | 3        | 0        | 77        | 63        | 10         |
| Kelowna Raiders*    | 7         | 5        | 2        | 0        | 53        | 46        | 10         |
| Kamloops Rattlers   | 7         | 1        | 6        | 0        | 51        | 72        | 2          |

*Standings as of June 13, 2014; results unknown from last 5 games of the season*

#### PLAYOFFS

Kelowna Raiders defeated Armstrong Shamrocks 2 games to 0 (15-11, 10-6)

#### 2015 THOMPSON OKANAGAN SENIOR 'C' LACROSSE LEAGUE

|                      | <u>GP</u> | <u>W</u> | <u>L</u> | <u>T</u> | <u>GF</u> | <u>GA</u> | <u>PTS</u> |
|----------------------|-----------|----------|----------|----------|-----------|-----------|------------|
| Armstrong Shamrocks* | 10        | 9        | 1        | 0        | 125       | 85        | 18         |
| Kelowna Raiders      | 10        | 3        | 7        | 0        | 111       | 88        | 6          |
| Kamloops Rattlers    | 10        | 3        | 7        | 0        | 73        | 136       | 6          |

*Kelowna Raiders forfeited four games for using an illegal player; 2 wins were then awarded each to Armstrong Shamrocks and Kamloops Rattlers*

#### PLAYOFFS

Armstrong Shamrocks defeated Kelowna Raiders 2 games to 1 (4-7, 9-7, 8-4)

#### 2016 THOMPSON OKANAGAN SENIOR 'C' LACROSSE LEAGUE

|                      | <u>GP</u> | <u>W</u> | <u>L</u> | <u>T</u> | <u>GF</u> | <u>GA</u> | <u>PTS</u> |
|----------------------|-----------|----------|----------|----------|-----------|-----------|------------|
| Armstrong Shamrocks* | 10        | 7        | 3        | 0        | 112       | 75        | 14         |
| Kelowna Raiders      | 10        | 4        | 6        | 0        | 85        | 92        | 8          |
| Kamloops Rattlers    | 10        | 4        | 6        | 0        | 86        | 116       | 8          |

#### PLAYOFFS

Kelowna Raiders defeated Kamloops Rattlers 2 games to 1 (12-5, 13-15, 15-8)

Armstrong Shamrocks defeated Kelowna Raiders 2 games to 0 (9-6, 8-6)

#### 2017 THOMPSON OKANAGAN SENIOR 'C' LACROSSE LEAGUE

|                      | <u>GP</u> | <u>W</u> | <u>L</u> | <u>T</u> | <u>GF</u> | <u>GA</u> | <u>PTS</u> |
|----------------------|-----------|----------|----------|----------|-----------|-----------|------------|
| Armstrong Shamrocks* | 8         | 8        | 0        | 0        | 109       | 54        | 16         |
| Kamloops Rattlers    | 8         | 2        | 6        | 0        | 45        | 54        | 4          |
| Kelowna Raiders      | 8         | 2        | 6        | 0        | 52        | 92        | 4          |

*Kamloops Rattlers unable to field a competitive team for playoffs; Kelowna Raiders advanced to finals*

#### PLAYOFFS

Armstrong Shamrocks defeated Kelowna Raiders 3 games to 0 (12-3, 11-5, 8-6)

#### 2018 THOMPSON OKANAGAN SENIOR 'C' LACROSSE LEAGUE

|                      | <u>GP</u> | <u>W</u> | <u>L</u> | <u>T</u> | <u>GF</u> | <u>GA</u> | <u>PTS</u> |
|----------------------|-----------|----------|----------|----------|-----------|-----------|------------|
| Armstrong Shamrocks* | 5         | 5        | 0        | 0        | 53        | 25        | 10         |
| Kamloops Rattlers    | 5         | 0        | 5        | 0        | 25        | 53        | 0          |

*June 1, 2018 game was cancelled and not replayed*

### 2019 THOMPSON OKANAGAN SENIOR 'C' LACROSSE LEAGUE

|                      | <u>GP</u> | <u>W</u> | <u>L</u> | <u>T</u> | <u>GF</u> | <u>GA</u> | <u>PTS</u> |
|----------------------|-----------|----------|----------|----------|-----------|-----------|------------|
| Armstrong Shamrocks* | 8         | 7        | 1        | 0        | 86        | 37        | 14         |
| Kelowna Raiders      | 8         | 5        | 3        | 0        | 63        | 51        | 10         |
| Kamloops Rattlers    | 8         | 3        | 5        | 0        | 47        | 65        | 6          |
| Vernon Tigers        | 8         | 1        | 7        | 0        | 32        | 75        | 2          |

#### PLAYOFFS

##### PRELIMINARY ROUND-ROBIN

Armstrong Shamrocks defeated Kelowna Raiders 7-5

Kelowna Raiders defeated Vernon Tigers 12-1

Armstrong Shamrocks vs. Vernon Tigers 13-4

##### CHAMPIONSHIP FINAL

Armstrong Shamrocks defeated Kelowna Raiders 7-2

### 2020 THOMPSON OKANAGAN SENIOR 'C' LACROSSE LEAGUE

*Thompson Okanagan Senior Lacrosse League season cancelled on May 2, 2020 due to the COVID-19 coronavirus pandemic*

### 2022 THOMPSON OKANAGAN SENIOR 'C' LACROSSE LEAGUE

|                     | <u>GP</u> | <u>W</u> | <u>L</u> | <u>T</u> | <u>GF</u> | <u>GA</u> | <u>PTS</u> |
|---------------------|-----------|----------|----------|----------|-----------|-----------|------------|
| Kelowna Raiders*    | 7         | 8        | 0        | 0        | 101       | 37        | 16         |
| Kamloops Rattlers   | 8         | 6        | 2        | 0        | 85        | 69        | 12         |
| Armstrong Shamrocks | 7         | 3        | 4        | 0        | 83        | 65        | 6          |
| Vernon Tigers       | 8         | 2        | 6        | 0        | 51        | 99        | 4          |
| Princeton Rangers   | 7         | 0        | 7        | 0        | 18        | 68        | 0          |

*Princeton Rangers forfeited game 1-0 to Kamloops Rattlers on May 1, 2022*

*Princeton Rangers folded in mid-season on June 18, 2022, forfeiting two games 1-0 on June 19 and June 25*

#### PLAYOFFS

Kamloops Rattlers defeated Armstrong Shamrocks 13-8

Kelowna Raiders defeated Vernon Tigers 21-5

Kelowna Raiders defeated Kamloops Rattlers 2 games to 1 (11-4, 8-10, 16-9)

### 2023 THOMPSON OKANAGAN SENIOR 'C' LACROSSE LEAGUE

|                     | <u>GP</u> | <u>W</u> | <u>L</u> | <u>T</u> | <u>GF</u> | <u>GA</u> | <u>PTS</u> |
|---------------------|-----------|----------|----------|----------|-----------|-----------|------------|
| Kelowna Raiders*    | 10        | 10       | 0        | 0        | 134       | 59        | 20         |
| Armstrong Shamrocks | 10        | 6        | 4        | 0        | 115       | 61        | 12         |
| Kamloops Rattlers   | 10        | 4        | 6        | 0        | 107       | 99        | 8          |
| Vernon Tigers       | 10        | 0        | 10       | 0        | 27        | 164       | 0          |

#### PLAYOFFS

Kelowna Raiders defeated Vernon Tigers 2 games to 0 (19-7, 20-2)

Armstrong Shamrocks defeated Kamloops Rattlers 2 games to 0 (11-5, 15-11)

Kelowna Raiders defeated Armstrong Shamrocks 2 games to 0 (8-7, 8-7)

## ARMSTRONG SHAMROCKS

|             |                            | <u>GP</u> | <u>W</u>  | <u>L</u> | <u>T</u> | <u>GF</u>  | <u>GA</u> | <u>PTS</u> |
|-------------|----------------------------|-----------|-----------|----------|----------|------------|-----------|------------|
| 2001        | Armstrong Shamrocks        | 12        | 6         | 5        | 1        | 102        | 90        | 13         |
| <b>2002</b> | <b>Armstrong Shamrocks</b> | <b>12</b> | <b>10</b> | <b>2</b> | <b>0</b> | <b>125</b> | <b>74</b> | <b>20</b>  |
| <b>2003</b> | <b>Armstrong Shamrocks</b> | <b>8</b>  | <b>6</b>  | <b>2</b> | <b>0</b> | <b>74</b>  | <b>58</b> | <b>12</b>  |
| 2004        | Armstrong Shamrocks        | 8         | 6         | 2        | 0        | 93         | 46        | 12         |
| 2005        | Armstrong Shamrocks        | 8         | 2         | 3        | 3        | 71         | 77        | 7          |
| 2006        | Armstrong Shamrocks        | 12        | 5         | 6        | 1        | 104        | 113       | 11         |
| 2007        | Armstrong Shamrocks        | 8         | 4         | 4        | 0        | 50         | 47        | 8          |
| 2008        | Armstrong Shamrocks        | 12        | 3         | 9        | 0        | 70         | 114       | 6          |
| 2009        | Armstrong Shamrocks        | 12        | 5         | 7        | 0        | 77         | 89        | 10         |
| 2010        | Armstrong Shamrocks        | 12        | 8         | 4        | 0        | 75         | 62        | 16         |
| 2011        | Armstrong Shamrocks        | 12        | 6         | 6        | 0        | 87         | 86        | 12         |
| 2012        | Armstrong Shamrocks        | 12        | 7         | 5        | 0        | 102        | 106       | 14         |
| 2013        | Armstrong Shamrocks        | 10        | 3         | 7        | 0        | 79         | 97        | 6          |
| 2014        | Armstrong Shamrocks        |           |           |          |          |            |           |            |
| <b>2015</b> | <b>Armstrong Shamrocks</b> | <b>10</b> | <b>9</b>  | <b>1</b> | <b>0</b> | <b>125</b> | <b>85</b> | <b>18</b>  |
| <b>2016</b> | <b>Armstrong Shamrocks</b> | <b>10</b> | <b>7</b>  | <b>3</b> | <b>0</b> | <b>112</b> | <b>75</b> | <b>14</b>  |
| <b>2017</b> | <b>Armstrong Shamrocks</b> | <b>8</b>  | <b>8</b>  | <b>0</b> | <b>0</b> | <b>109</b> | <b>54</b> | <b>16</b>  |
| <b>2018</b> | <b>Armstrong Shamrocks</b> | <b>5</b>  | <b>5</b>  | <b>0</b> | <b>0</b> | <b>53</b>  | <b>25</b> | <b>10</b>  |
| <b>2019</b> | <b>Armstrong Shamrocks</b> | <b>8</b>  | <b>7</b>  | <b>1</b> | <b>0</b> | <b>86</b>  | <b>37</b> | <b>14</b>  |
| 2020        | <i>season cancelled</i>    |           |           |          |          |            |           |            |
| 2021        | <i>season cancelled</i>    |           |           |          |          |            |           |            |
| 2022        | Armstrong Shamrocks        | 7         | 3         | 4        | 0        | 83         | 65        | 6          |
| 2023        | Armstrong Shamrocks        | 10        | 6         | 4        | 0        | 115        | 61        | 12         |

## Rutland Raiders / KELOWNA RAIDERS

|             |                             | <u>GP</u> | <u>W</u>  | <u>L</u> | <u>T</u> | <u>GF</u>  | <u>GA</u>  | <u>PTS</u> |
|-------------|-----------------------------|-----------|-----------|----------|----------|------------|------------|------------|
| 2001        | Rutland Raiders             | 12        | 3         | 8        | 1        | 83         | 123        | 7          |
| 2002        | Rutland Raiders             | 12        | 5         | 7        | 0        | 124        | 140        | 10         |
| 2003        | Rutland Raiders             | 8         | 0         | 8        | 0        | 40         | 92         | 0          |
| 2004        | Rutland Raiders             | 8         | 0         | 8        | 0        | 30         | 119        | 0          |
| 2005        | Kelowna Raiders             | 8         | 3         | 2        | 2        | 77         | 76         | 8          |
| <b>2006</b> | <b>Kelowna Raiders</b>      | <b>12</b> | <b>6</b>  | <b>5</b> | <b>1</b> | <b>118</b> | <b>101</b> | <b>13</b>  |
| <b>2007</b> | <b>Kelowna Raiders</b>      | <b>8</b>  | <b>7</b>  | <b>1</b> | <b>0</b> | <b>86</b>  | <b>59</b>  | <b>14</b>  |
| <b>2008</b> | <b>Kelowna Raiders</b>      | <b>12</b> | <b>10</b> | <b>2</b> | <b>0</b> | <b>136</b> | <b>84</b>  | <b>20</b>  |
| <b>2009</b> | <b>Kelowna Raiders</b>      | <b>12</b> | <b>12</b> | <b>0</b> | <b>0</b> | <b>121</b> | <b>68</b>  | <b>24</b>  |
| 2010        | Kelowna Raiders             | 12        | 7         | 5        | 0        | 107        | 75         | 14         |
| <b>2011</b> | <b>Kelowna Raiders</b>      | <b>12</b> | <b>7</b>  | <b>5</b> | <b>0</b> | <b>120</b> | <b>99</b>  | <b>14</b>  |
| <b>2012</b> | <b>Kelowna Raiders</b>      | <b>12</b> | <b>10</b> | <b>2</b> | <b>0</b> | <b>131</b> | <b>87</b>  | <b>20</b>  |
| <b>2013</b> | <b>Kelowna Raiders</b>      | <b>10</b> | <b>4</b>  | <b>6</b> | <b>0</b> | <b>84</b>  | <b>101</b> | <b>8</b>   |
| <b>2014</b> | <b>Kelowna Raiders</b>      |           |           |          |          |            |            |            |
| 2015        | Kelowna Raiders             | 10        | 3         | 7        | 0        | 111        | 88         | 6          |
| 2016        | Kelowna Raiders             | 10        | 4         | 6        | 0        | 85         | 92         | 8          |
| 2017        | Kelowna Raiders             | 8         | 2         | 6        | 0        | 52         | 92         | 4          |
| 2018        | <i>suspended operations</i> |           |           |          |          |            |            |            |
| 2019        | Kelowna Raiders             | 8         | 5         | 3        | 0        | 63         | 51         | 10         |
| 2020        | <i>season cancelled</i>     |           |           |          |          |            |            |            |
| 2021        | <i>season cancelled</i>     |           |           |          |          |            |            |            |
| <b>2022</b> | <b>Kelowna Raiders</b>      | <b>7</b>  | <b>8</b>  | <b>0</b> | <b>0</b> | <b>101</b> | <b>37</b>  | <b>16</b>  |
| <b>2023</b> | <b>Kelowna Raiders</b>      | <b>10</b> | <b>10</b> | <b>0</b> | <b>0</b> | <b>134</b> | <b>59</b>  | <b>20</b>  |

### Vernon Royals / VERNON TIGERS

|             |                             | <u>GP</u> | <u>W</u> | <u>L</u> | <u>T</u> | <u>GF</u> | <u>GA</u> | <u>PTS</u> |
|-------------|-----------------------------|-----------|----------|----------|----------|-----------|-----------|------------|
| 2001        | Vernon Royals               | 12        | 4        | 7        | 1        | 90        | 100       | 9          |
| 2002        | Vernon Royals               | 12        | 8        | 4        | 0        | 118       | 96        | 16         |
| 2003        | Vernon Royals               | 8         | 6        | 2        | 0        | 85        | 49        | 12         |
| <b>2004</b> | <b>Vernon Royals</b>        | <b>8</b>  | <b>6</b> | <b>2</b> | <b>0</b> | <b>98</b> | <b>56</b> | <b>12</b>  |
| <b>2005</b> | <b>Vernon Royals</b>        | <b>8</b>  | <b>3</b> | <b>2</b> | <b>3</b> | <b>71</b> | <b>66</b> | <b>9</b>   |
| 2006        | Vernon Royals               | 12        | 6        | 6        | 0        | 95        | 103       | 12         |
| 2007        | Vernon Royals               | 8         | 1        | 7        | 0        | 61        | 91        | 2          |
| 2008        | Vernon Royals               | 12        | 9        | 3        | 0        | 118       | 93        | 18         |
| 2009        | Vernon Royals               | 12        | 2        | 10       | 0        | 71        | 112       | 4          |
| 2010        | Vernon Tigers               | 12        | 2        | 10       | 0        | 55        | 99        | 4          |
| 2011        | Vernon Tigers               | 12        | 6        | 6        | 0        | 80        | 104       | 12         |
| 2012        | Vernon Tigers               | 12        | 1        | 11       | 0        | 81        | 152       | 2          |
| 2013        | <i>suspended operations</i> |           |          |          |          |           |           |            |
| 2014        | <i>suspended operations</i> |           |          |          |          |           |           |            |
| 2015        | <i>suspended operations</i> |           |          |          |          |           |           |            |
| 2016        | <i>suspended operations</i> |           |          |          |          |           |           |            |
| 2017        | <i>suspended operations</i> |           |          |          |          |           |           |            |
| 2018        | <i>suspended operations</i> |           |          |          |          |           |           |            |
| 2019        | Vernon Tigers               | 8         | 1        | 7        | 0        | 32        | 75        | 2          |
| 2020        | <i>season cancelled</i>     |           |          |          |          |           |           |            |
| 2021        | <i>season cancelled</i>     |           |          |          |          |           |           |            |
| 2022        | Vernon Tigers               | 8         | 2        | 6        | 0        | 51        | 99        | 4          |
| 2023        | Vernon Tigers               | 10        | 0        | 10       | 0        | 27        | 164       | 0          |

### KAMLOOPS RATTLERS

|             |                          | <u>GP</u> | <u>W</u> | <u>L</u> | <u>T</u> | <u>GF</u> | <u>GA</u> | <u>PTS</u> |
|-------------|--------------------------|-----------|----------|----------|----------|-----------|-----------|------------|
| 2008        | Kamloops Rattlers        | 12        | 2        | 10       | 0        | 68        | 101       | 4          |
| 2009        | Kamloops Rattlers        | 12        | 5        | 7        | 0        | 86        | 86        | 10         |
| <b>2010</b> | <b>Kamloops Rattlers</b> | <b>12</b> | <b>7</b> | <b>5</b> | <b>0</b> | <b>71</b> | <b>71</b> | <b>14</b>  |
| 2011        | Kamloops Rattlers        | 12        | 5        | 7        | 0        | 74        | 72        | 10         |
| 2012        | Kamloops Rattlers        | 12        | 6        | 6        | 0        | 113       | 82        | 12         |
| 2013        | Kamloops Rattlers        | 10        | 8        | 2        | 0        | 102       | 67        | 16         |
| 2014        | Kamloops Rattlers        |           |          |          |          |           |           |            |
| 2015        | Kamloops Rattlers        | 10        | 3        | 7        | 0        | 73        | 136       | 6          |
| 2016        | Kamloops Rattlers        | 10        | 4        | 6        | 0        | 86        | 116       | 8          |
| 2017        | Kamloops Rattlers        | 8         | 2        | 6        | 0        | 45        | 54        | 4          |
| 2018        | Kamloops Rattlers        | 5         | 0        | 5        | 0        | 25        | 53        | 0          |
| 2019        | Kamloops Rattlers        | 8         | 3        | 5        | 0        | 47        | 65        | 6          |
| 2020        | <i>season cancelled</i>  |           |          |          |          |           |           |            |
| 2021        | <i>season cancelled</i>  |           |          |          |          |           |           |            |
| 2022        | Kamloops Rattlers        | 8         | 6        | 2        | 0        | 85        | 69        | 12         |
| 2023        | Kamloops Rattlers        | 10        | 4        | 6        | 0        | 107       | 99        | 8          |

### DEFUNCT CLUBS

#### Kelowna Warriors

|             |                         | <u>GP</u> | <u>W</u> | <u>L</u> | <u>T</u> | <u>GF</u>  | <u>GA</u> | <u>PTS</u> |
|-------------|-------------------------|-----------|----------|----------|----------|------------|-----------|------------|
| <b>2001</b> | <b>Kelowna Warriors</b> | <b>12</b> | <b>9</b> | <b>2</b> | <b>1</b> | <b>104</b> | <b>66</b> | <b>19</b>  |
| 2002        | Kelowna Warriors        | 12        | 1        | 11       | 0        | 71         | 128       | 2          |

#### Princeton Rangers

|      |                   | <u>GP</u> | <u>W</u> | <u>L</u> | <u>T</u> | <u>GF</u> | <u>GA</u> | <u>PTS</u> |
|------|-------------------|-----------|----------|----------|----------|-----------|-----------|------------|
| 2022 | Princeton Rangers | 7         | 0        | 7        | 0        | 18        | 68        | 0          |

## SHAW CUP CHAMPIONS

|      | <u>Champion</u>            | <u>Finalist</u>     |
|------|----------------------------|---------------------|
| 1994 | <b>Vernon Tigers</b>       |                     |
| 1995 | <b>Armstrong Shamrocks</b> |                     |
| 1996 | <b>Armstrong Shamrocks</b> |                     |
| 1997 | <b>Armstrong Shamrocks</b> | Vernon Tigers       |
| 1998 | <b>Vernon Tigers</b>       | Kelowna Warriors    |
| 1999 | <b>Kelowna Warriors</b>    |                     |
| 2000 | <b>Kelowna Warriors</b>    |                     |
| 2001 | <b>Kelowna Warriors</b>    | Armstrong Shamrocks |
| 2002 | <b>Armstrong Shamrocks</b> | Vernon Royals       |
| 2003 | <b>Armstrong Shamrocks</b> | Vernon Royals       |
| 2004 | <b>Vernon Royals</b>       | Armstrong Shamrocks |
| 2005 | <b>Vernon Royals</b>       | Kelowna Raiders     |
| 2006 | <b>Kelowna Raiders</b>     | Vernon Royals       |
| 2007 | <b>Kelowna Raiders</b>     | Armstrong Shamrocks |
| 2008 | <b>Kelowna Raiders</b>     | Vernon Royals       |
| 2009 | <b>Kelowna Raiders</b>     | Kamloops Rattlers   |
| 2010 | <b>Kamloops Rattlers</b>   | Armstrong Shamrocks |
| 2011 | <b>Kelowna Raiders</b>     | Armstrong Shamrocks |
| 2012 | <b>Kelowna Raiders</b>     | Armstrong Shamrocks |
| 2013 | <b>Kelowna Raiders</b>     | Kamloops Rattlers   |

## ROWCLIFFE CUP CHAMPIONS

|      | <u>Champion</u>            | <u>Finalist</u>     |
|------|----------------------------|---------------------|
| 2014 | <b>Kelowna Raiders</b>     | Armstrong Shamrocks |
| 2015 | <b>Armstrong Shamrocks</b> | Kelowna Raiders     |
| 2016 | <b>Armstrong Shamrocks</b> | Kelowna Raiders     |
| 2017 | <b>Armstrong Shamrocks</b> | Kelowna Raiders     |
| 2018 | <b>Armstrong Shamrocks</b> | Kamloops Rattlers   |
| 2019 | <b>Armstrong Shamrocks</b> | Kelowna Raiders     |
| 2020 | <i>no decision</i>         |                     |
| 2021 | <i>no decision</i>         |                     |
| 2022 | <b>Kelowna Raiders</b>     | Kamloops Rattlers   |
| 2023 | <b>Kelowna Raiders</b>     | Armstrong Shamrocks |



**PRINCE GEORGE COMMERCIAL LACROSSE LEAGUE****1959-1959****1959 PRINCE GEORGE COMMERCIAL LACROSSE LEAGUE**

|  | <u>GP</u> | <u>W</u> | <u>L</u> | <u>T</u> | <u>GF</u> | <u>GA</u> | <u>PTS</u> |
|--|-----------|----------|----------|----------|-----------|-----------|------------|
| Prince George Northern Cable           | 7         | 5        | 2        | 0        | 82        | 55        | 10         |
| Prince George Columbus Hotel Athletics | 6         | 3        | 3        | 0        | 44        | 61        | 6          |
| Prince George Royalite Gas             | 7         | 2        | 5        | 0        | 60        | 70        | 4          |

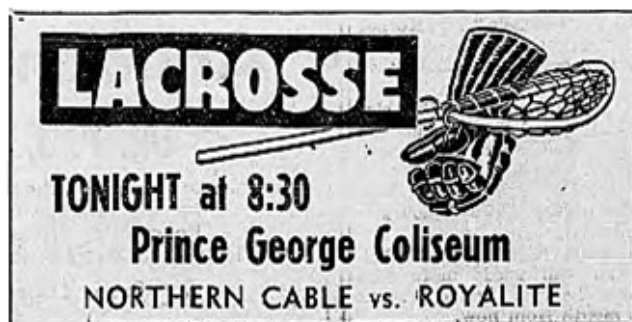
*Standings based on reported league games*

**SENIOR 'B' PROVINCIAL SEMI-FINALS**

Armstrong-Okanagan All-Stars defeated Prince George Royalites 2 games to 1 (11-6, 11-17, 6-3)

**LEAGUE PLAYOFFS – HARRY BALDWIN TROPY**

Prince George Northern Cable defeated Prince George Columbus Hotel Athletics in two-game, total goals series 18-13 (9-6, 9-7)

**PRINCE GEORGE SENIOR LACROSSE ASSOCIATION  
NORTH CENTRAL LACROSSE ASSOCIATION****1966-1970****1971-1979****1966 PRINCE GEORGE LACROSSE ASSOCIATION**

|                         | <u>GP</u> | <u>W</u> | <u>L</u> | <u>T</u> | <u>GF</u> | <u>GA</u> | <u>PTS</u> |
|-------------------------|-----------|----------|----------|----------|-----------|-----------|------------|
| Prince George Merchants | 3         | 2        | 1        | 0        | 14        | 17        | 4          |
| Prince George Luckies   | 3         | 1        | 2        | 0        | 17        | 14        | 2          |

*Standings based on reported league games*

**EXHIBITION GAMES**

Kamloops Molsons defeated Prince George All-Stars 6-0 or 7-0

Prince George All-Stars defeated Kamloops Molsons 4-3

**1967 INTERIOR LACROSE ASSOCIATION****PRINCE GEORGE LACROSSE ASSOCIATION (NORTHERN DIVISION)**

Prince George Labatt Blues

Prince George Tartans

Prince George Old Stylers

**SOUTHERN DIVISION**

Vernon Luckies

Kamloops Molsons

Armstrong Shamrocks

**PLAYOFFS**

Prince George Tartans defeated Prince George Labatt Blues

Prince George Tartans defeated Prince George Old Stylers 2 games to 1 (14-15, 16-13., 13-7)

### 1968 PRINCE GEORGE LACROSSE ASSOCIATION

Prince George Labatt Blues\*  
Prince George Columbus Macs  
Prince George Molson Oldstylers  
Prince George Tartans

#### PLAYOFFS

Prince George Labatt Blues defeated Prince George Molson Oldstylers 2 games to 1 (8-12, 12-8, 15-10)

### 1969 PRINCE GEORGE LACROSSE ASSOCIATION

|                                 | <u>GP</u> | <u>W</u> | <u>L</u> | <u>T</u> | <u>GF</u> | <u>GA</u> | <u>PTS</u> |
|---------------------------------|-----------|----------|----------|----------|-----------|-----------|------------|
| Prince George Columbus Macs *   | 9         | 7        | 2        |          |           |           | 14         |
| Prince George Inn of the North  | 9         | 6        | 3        |          |           |           | 12         |
| Prince George Labatt Blues      | 10        | 4        | 6        |          |           |           | 8          |
| Prince George Molson Oldstylers | 8         | 1        | 7        |          |           |           | 2          |

#### PLAYOFFS

Prince George Columbus Macs defeated Prince George Molson Oldstylers 2 games to 0 (22-3, 1-0 forfeit)

Prince George Inn of the North defeated Prince George Labatt Blues 2 games to 1 (W-L, 13-15, 18-13)

Prince George Columbus Macs defeated Prince George Inn of the North 2 games to 1 (11-12, 18-9, 13-8)

#### INTERIOR SENIOR 'B' PLAYOFFS

Prince George Columbus Macs defeated Vernon Labatt Blues 2 games to 0 (20-19 OT, 19-12)

#### SENIOR 'B' PROVINCIALS – *Vernon, British Columbia*

Nanaimo O'Keefes defeated Prince George Columbus Macs 2 games to 0 (20-5, 23-6)

### 1970 PRINCE GEORGE LACROSSE ASSOCIATION

|                                 | <u>GP</u> | <u>W</u> | <u>L</u> | <u>T</u> | <u>GF</u> | <u>GA</u> | <u>PTS</u> |
|---------------------------------|-----------|----------|----------|----------|-----------|-----------|------------|
| Prince George Columbus Macs*    | 9         | 7        | 2        | 0        | 102       | 70        | 14         |
| Prince George Labatt Blues      | 9         | 4        | 1        | 4        | 98        | 107       | 9          |
| Prince George Molson Oldstylers | 9         | 4        | 1        | 4        | 91        | 91        | 9          |
| Prince George Inn of the North  | 9         | 2        | 7        | 0        | 81        | 104       | 4          |

#### PLAYOFFS

Prince George Columbus Macs defeated Prince George Inn of the North 2 games to 1 (6-11, 21-5, 17-4)

Prince George Labatt Blues defeated Prince George Molson Oldstylers 2 games to 0 (14-12, 7-6)

Prince George Columbus Macs defeated Prince George Labatt Blues 3 games to 0 (14-5, 15-6, 7-5)

#### INTERIOR SENIOR 'C' PLAYOFFS

Prince George Columbus Macs defeated Armstrong Shamrocks 2 games to 0 (15-13, 17-9)

#### PACIFIC COAST SENIOR 'C' PLAYOFFS

Nanaimo Native Sons defeated Chilliwack Mustangs in two-game, total goals series 28-12 (17-8, 11-4)

#### SENIOR 'C' PROVINCIALS

Prince George Columbus Macs defeated Nanaimo Native Sons 2 games to 0 (13-1, 19-6)

### 1971 NORTH CENTRAL LACROSSE ASSOCIATION

|                                 | <u>GP</u> | <u>W</u> | <u>L</u> | <u>T</u> | <u>GF</u> | <u>GA</u> | <u>PTS</u> |
|---------------------------------|-----------|----------|----------|----------|-----------|-----------|------------|
| Prince George Molson Oldstylers | 18        | 12       | 6        | 0        | 237       | 197       | 24         |
| Prince George Inn of the North* | 18        | 11       | 7        | 0        | 212       | 166       | 22         |
| Fort St. James Caledonia Inn    | 18        | 8        | 10       | 0        | 227       | 231       | 16         |
| Prince George Labatt Blues      | 18        | 5        | 13       | 0        | 139       | 221       | 10         |

#### PLAYOFFS

Prince George Molson Oldstylers defeated Prince George Labatt Blues 2 games to 0 (19-12, 26-6)

Prince George Inn of the North defeated Fort St. James Caledonia Inn 2 games to 1 (7-6, 6-8, 11-5)

Prince George Inn of the North defeated Prince George Molson Oldstylers 2 games to 1 (15-13, 7-16, 16-15)

#### SENIOR 'B' SEMI-FINALS

Nanaimo Labatts defeated Prince George Inn of the North in two-game, total goals series 33-18 (15-8, 18-10)

#### SENIOR 'C' PROVINCIALS

Prince George Old Stylers defeated Nanaimo Native Sons 2 games to 1 (18-12, 11-15, 21-14)

### 1972 NORTH CENTRAL LACROSSE ASSOCIATION

|                                  | <u>GP</u> | <u>W</u> | <u>L</u> | <u>T</u> | <u>GF</u> | <u>GA</u> | <u>PTS</u> |
|----------------------------------|-----------|----------|----------|----------|-----------|-----------|------------|
| Prince George Labatt Blues       | 16        | 11       | 5        | 0        | 262       | 181       | 33         |
| Prince George Molson Oldstylers* | 16        | 9        | 7        | 0        | 222       | 193       | 27         |
| Prince George Columbus Macs      | 16        | 9        | 7        | 0        | 182       | 182       | 27         |
| Fort St. James Caledonia Inn     | 12        | 1        | 11       | 0        | 117       | 227       | 4          |

#### PLAYOFFS

Prince George Labatt Blues defeated Prince George Columbus Macs 3 games to 0 (19-14, 10-9, 16-8)

Prince George Molson Oldstylers defeated Fort St. James Caledonia Inn 3 games to 0 (14-9, 17-2, forfeit)

Prince George Molson Oldstylers defeated Prince George Labatt Blues 4 games to 3 (17-9, 16-17 OT, 12-14, 14-16, 13-11, 7-6, 17-8)

#### SENIOR 'B' PROVINCIALS

New Westminster Labatt Blues defeated Prince George Molson Oldstylers 2 games to 1 (16-4, 7-10, 22-5)

### 1973 NORTH CENTRAL LACROSSE ASSOCIATION

|  | <u>GP</u> | <u>W</u> | <u>L</u> | <u>T</u> | <u>GF</u> | <u>GA</u> | <u>PTS</u> |
|--|-----------|----------|----------|----------|-----------|-----------|------------|
| Prince George Molson Oldstylers*           | 14        | 12       | 1        | 1        | 252       | 102       | 25         |
| Prince George Labatt Blues                 | 14        | 9        | 4        | 1        | 304       | 125       | 19         |
| Mr. Mike's Northern Hardware Junior Sabres | 12        | 5        | 7        | 0        | 146       | 139       | 12         |
| Quesnel Merchants                          | 14        | 0        | 14       | 0        | 46        | 382       | 0          |

#### PLAYOFFS

Quesnel Merchants declined to participate in playoffs; Prince George Molson Oldstylers received bye in semi-finals

Prince George Labatt Blues defeated Mr. Mike's Northern Hardware Junior Sabres 2 games to 0 (15-12, 16-12)

Prince George Molson Oldstylers defeated Prince George Labatt Blues (14-8, 11-16, 14-13, 18-6, 5-8, 9-10, 13-8)

#### SENIOR 'B' PROVINCIALS

Prince George Molson Oldstylers defeated New Westminster Labatt Blues 2 games to 1 (8-14, 10-9, 11-10)

### 1974 NORTH CENTRAL LACROSSE ASSOCIATION

|                                       | <u>GP</u> | <u>W</u> | <u>L</u> | <u>T</u> | <u>GF</u> | <u>GA</u> | <u>PTS</u> |
|---------------------------------------|-----------|----------|----------|----------|-----------|-----------|------------|
| Prince George Canada Hotel            | 21        | 15       | 6        | 0        | 325       | 169       | 30         |
| Prince George Molson Oldstylers*      | 21        | 13       | 6        | 2        | 293       | 173       | 28         |
| Prince George Mr. Mikes Junior Sabres | 21        | 12       | 7        | 2        | 223       | 178       | 26         |
| Quesnel Guest Motors Pontiacs         | 15        | 0        | 15       | 0        | 87        | 411       | 0          |

*Quesnel forfeited their last game of the season to Canada Hotel*

#### PLAYOFFS

Prince George Molson Oldstylers defeated Prince George Mr. Mikes Junior Sabres 2 games to 0 (17-11, 16-10)

Prince George Molson Oldstylers defeated Prince George Canada Hotel 4 games to 1 (11-10, 8-10, 13-4, 14-6, 13-8)

| SENIOR 'B' PROVINCIALS           | <u>GP</u> | <u>W</u> | <u>L</u> | <u>T</u> | <u>GF</u> | <u>GA</u> | <u>PTS</u> |
|----------------------------------|-----------|----------|----------|----------|-----------|-----------|------------|
| Prince George Molson Oldstylers* | 2         | 2        | 0        | 0        | 31        | 17        | 4          |
| Vernon Beefeeders                | 2         | 1        | 1        | 0        | 20        | 25        | 2          |
| New Westminster Rebels           | 2         | 0        | 2        | 0        | 16        | 25        | 0          |

Vernon Beefeeders defeated New Westminster Rebels 10-9

Prince George Molson Oldstylers defeated New Westminster Rebels 15-7

Prince George Molson Oldstylers defeated Vernon Beefeeders 16-10

#### 1975 NORTH CENTRAL LACROSSE ASSOCIATION

|  | <u>GP</u> | <u>W</u> | <u>L</u> | <u>T</u> | <u>GF</u> | <u>GA</u> | <u>PTS</u> |
|--|-----------|----------|----------|----------|-----------|-----------|------------|
| Prince George Canada Hotel*                    | 16        | 13       | 2        | 1        |           |           | 27         |
| Prince George Molson Oldstylers                | 18        | 8        | 10       | 0        |           |           | 16         |
| Prince George Tabor Lake Logging Junior Sabres | 16        | 6        | 9        | 1        |           |           | 13         |

*Interlocking schedule played against Okanagan League*

*Last four games of season cancelled due to scheduling of the BC Interior playoffs*

#### PLAYOFFS

Prince George Molson Oldstylers defeated Prince George Tabor Lake Logging Junior Sabres 2 games to 0 (10-6, 13-9)

Prince George Canada Hotel defeated Prince George Molson Oldstylers 4 games to 1 (9-8, 8-6, 10-7, 7-12, C-S)

#### INTERIOR SENIOR 'B' PLAYOFF

Prince George Canada Hotel defeated Vernon Lodge Tigers 2 games to 0 (13-12, 10-4)

#### SENIOR 'B' PROVINCIALS

Prince George Canada Hotel defeated Port Coquitlam Chiefs 2 games to 1 (18-14, 3-18, 15-12)

#### 1976 NORTH CENTRAL LACROSSE ASSOCIATION

|  | <u>GP</u> | <u>W</u> | <u>L</u> | <u>T</u> | <u>GF</u> | <u>GA</u> | <u>PTS</u> |
|--|-----------|----------|----------|----------|-----------|-----------|------------|
| Prince George Canada Hotel                     | 11        | 8        | 3        | 1        | 135       | 98        | 17         |
| Prince George Molson Oldstylers*               | 12        | 8        | 4        | 0        | 158       | 100       | 16         |
| Prince George Tabor Lake Logging Junior Sabres | 11        | 1        | 10       | 1        | 96        | 191       | 3          |

*Interlocking schedule played against Okanagan League*

#### PLAYOFFS

Prince George Molson Oldstylers defeated PG Tabor Lake Logging Junior Sabres 2 games to 0 (10-5, 12-6)

Prince George Molson Oldstylers defeated Prince George Canada Hotel 4 games to 0 (8-6, 11-9, 13-10, 9-3)

#### SENIOR 'C' PROVINCIALS

Nanaimo Midnight Sales defeated North Shore Indians 2 games to 1 (18-20, 12-7, 19-8)

| SENIOR 'B' PROVINCIALS          | <u>GP</u> | <u>W</u> | <u>L</u> | <u>T</u> | <u>GF</u> | <u>GA</u> | <u>PTS</u> |
|---------------------------------|-----------|----------|----------|----------|-----------|-----------|------------|
| Vernon Tigers*                  | 2         | 2        | 0        | 0        | 26        | 15        | 4          |
| Prince George Molson Oldstylers | 2         | 1        | 1        | 0        | 18        | 25        | 2          |
| Burnaby Kirby Klippers          | 2         | 0        | 2        | 0        | 15        | 19        | 0          |

Vernon Tigers defeated Prince George Molson Oldstylers 17-8

Prince George defeated Burnaby Kirby Klippers 10-8

Vernon Tigers defeated Burnaby Kirby Klippers 9-7

### 1977 NORTH CENTRAL LACROSSE ASSOCIATION

|                                     | <u>GP</u> | <u>W</u> | <u>L</u> | <u>T</u> | <u>GF</u> | <u>GA</u> | <u>PTS</u> |
|-------------------------------------|-----------|----------|----------|----------|-----------|-----------|------------|
| Prince George Molson Oldstylers     | 19        | 13       | 5        | 1        | 230       | 180       | 27         |
| Prince George Canada Hotel*         | 19        | 10       | 8        | 1        | 228       | 162       | 21         |
| PG Tabor Lake Logging Junior Sabres | 12        | 1        | 11       | 0        | 107       | 223       | 2          |

#### PLAYOFFS

Prince George Canada Hotel defeated Prince George Molson Oldstylers 4 games to 0 (15-8, 13-10, 10-6, 10-5 OT)

#### ISLAND SENIOR 'C' SEMI-FINALS

Port Alberni Tyees defeated Duncan Cowboys 2 games to 0 (12-5, 10-8)

#### SENIOR 'C' PROVINCIALS

Port Alberni Tyees defeated Nanaimo Midnight Auto Sales 3 games to 1 (16-11, 10-3, 7-11, 13-12)

#### SENIOR 'B' PROVINCIALS

|                            | <u>GP</u> | <u>W</u> | <u>L</u> | <u>T</u> | <u>GF</u> | <u>GA</u> | <u>PTS</u> |
|----------------------------|-----------|----------|----------|----------|-----------|-----------|------------|
| Vernon Lodge Tigers        | 2         | 2        | 0        | 0        | 31        | 9         | 4          |
| Burnaby Kirby Klippers     | 2         | 1        | 1        | 0        | 26        | 22        | 2          |
| Prince George Canada Hotel | 2         | 0        | 2        | 0        | 8         | 34        | 0          |

Vernon Lodge Tigers defeated Prince George Canada Hotel 14-3

Burnaby Kirby Klippers defeated Prince George Canada Hotel 20-5

Vernon Lodge Tigers defeated Burnaby Kirby Klippers 17-6

### 1978 NORTH CENTRAL LACROSSE ASSOCIATION

|                                | <u>GP</u> | <u>W</u> | <u>L</u> | <u>T</u> | <u>GF</u> | <u>GA</u> | <u>PTS</u> |
|--------------------------------|-----------|----------|----------|----------|-----------|-----------|------------|
| Taco Grande-Boston Pizza Reds  | 9         | 6        | 3        | 0        | 109       | 89        | 12         |
| Pay & Save Building Supplies*  | 9         | 5        | 4        | 0        | 115       | 120       | 10         |
| Northern Sportswear and Crests | 9         | 4        | 5        | 0        | 122       | 121       | 8          |
| Prince George Blues            | 9         | 3        | 6        | 0        | 87        | 100       | 6          |

*Edgeworth Cats renamed Taco Grande-Boston Pizza Reds a couple of days prior to start of the season*

#### PLAYOFFS

Prince George Blues defeated Taco Grande-Boston Pizza Reds in two-game, total-goals series 25-19 (14-9, 9-10)

Pay & Save Building Supplies defeated Northern Sportswear in two-game, total-goals series 37-34 (17-17, 20-17)

#### THIRD-PLACE CONSOLATION

Taco Grande-Boston Pizza Reds defeated Northern Sportswear 21-12

#### FINALS

Pay & Save Building Supplies defeated Blues 2 games to 0 (11-9, 20-12)

### 1979 NORTH CENTRAL LACROSSE ASSOCIATION

|                               | <u>GP</u> | <u>W</u> | <u>L</u> | <u>T</u> | <u>GF</u> | <u>GA</u> | <u>PTS</u> |
|-------------------------------|-----------|----------|----------|----------|-----------|-----------|------------|
| Pay & Save Building Supplies* | 10        | 7        | 3        | 0        | 102       | 66        | 14         |
| Northern Sportswear           | 10        | 5        | 4        | 1        | 82        | 78        | 11         |
| Pine Valley Golf Divots       | 10        | 5        | 5        | 0        | 86        | 95        | 10         |
| Doug Neal Motors Cowboys      | 10        | 2        | 7        | 1        | 74        | 104       | 5          |

#### PLAYOFFS

Pay & Save Building Supplies defeated Doug Neal Motors Cowboys 2 games to 0 (15-9, 13-10)

Pine Valley Golf Divots defeated Northern Sportswear 2 games to 0 (10-7, 15-9)

Pay & Save Building Supplies defeated Pine Valley Golf Divots in two-game, total-goals series 24-21 (9-14, 15-7)

## 1979 INTERIOR LACROSSE ASSOCIATION

|  | <u>GP</u> | <u>W</u> | <u>L</u> | <u>T</u> | <u>GF</u> | <u>GA</u> | <u>PTS</u> |
|--|-----------|----------|----------|----------|-----------|-----------|------------|
| Vernon Tigers                            | 15        | 13       | 2        | 0        | 208       | 148       | 26         |
| Armstrong Shamrocks                      | 12        | 8        | 4        | 0        | 201       | 131       | 16         |
| Prince George Columbus Royals / Colt 45s | 16        | 8        | 8        | 0        | 231       | 228       | 16         |
| Rossland Redmen                          | 15        | 0        | 15       | 0        | 141       | 267       | 0          |

## 1979 INTERIOR SENIOR 'B' MENS RECREATIONAL LACROSSE LEAGUE

|                                    | <u>GP</u> | <u>W</u> | <u>L</u> | <u>T</u> | <u>GF</u> | <u>GA</u> | <u>PTS</u> |
|------------------------------------|-----------|----------|----------|----------|-----------|-----------|------------|
| CARIBOO LACROSSE LEAGUE            |           |          |          |          |           |           |            |
| Williams Lake Laketown Overlanders | 12        | 8        | 4        | 0        | 92        | 66        | 16         |
| Prince George Intermediates*       | 12        | 6        | 6        | 0        | 72        | 56        | 12         |
| Quesnel Canadians                  | 12        | 4        | 8        | 0        | 40        | 82        | 8          |

*Prince George defaulted 2 games to Quesnel Canadians and 2 games to Williams Lake Laketown Overlanders*

### PLAYOFFS

Prince George defeated Quesnel Canadians 15-3

Prince George defeated Williams Lake Laketown Overlanders 13-5

Quesnel vs. Prince George

Williams Lake vs. winner final cancelled

*Second round of playoff games were cancelled; Prince George declared playoff champions*

### EXHIBITION GAMES

Abbotsford Braves defeated Quesnel Canadians 12-2

Abbotsford Braves defeated Quesnel Canadians 6-0

## PRINCE GEORGE SENIOR LACROSSE

### 1982 PRINCE GEORGE SENIOR LACROSSE

| MEN'S LEAGUE                   | <u>GP</u> | <u>W</u> | <u>L</u> | <u>T</u> | <u>GF</u> | <u>GA</u> | <u>PTS</u> |
|--------------------------------|-----------|----------|----------|----------|-----------|-----------|------------|
| Team One / Columbus Hotel      |           |          |          |          |           |           |            |
| Team Two / Northern Sportswear |           |          |          |          |           |           |            |
| Team Three                     |           |          |          |          |           |           |            |

*Team One and Team Two renamed after sponsors Columbus Hotel and Northern Sportswear in early July 1982*

### EXHIBITIONS

Prince George Seniors vs. Kitimat

### 1989 PRINCE GEORGE SENIOR LACROSSE

JOHN STEEVES MEMORIAL CHALLENGE – WLA LEAGUE GAME IN PRINCE GEORGE

Coquitlam Adanacs defeated Vancouver Burrards 13-11

### 1990 PRINCE GEORGE SENIOR LACROSSE

Vernon Okanagan Kokanees defeated Prince George Northern Capital Blues (14-3, 17-8, 9-4, 9-11)

JOHN STEEVES MEMORIAL CHALLENGE – WLA LEAGUE GAME IN PRINCE GEORGE

New Westminster Salmonbellies defeated Coquitlam Adanacs 14-8

|  |                  |
|--|------------------|
| <b>PRINCE GEORGE SENIOR 'B' LACROSSE ASSOCIATION</b> | <b>1991-2002</b> |
| <b>PRINCE GEORGE SENIOR 'C' LACROSSE ASSOCIATION</b> | <b>2003-</b>     |

|              |                              |   |
|--------------|------------------------------|---|
| 1991-1993    | Cap-Abilities                | <i>renamed Oldstylers</i>                 |
| 1991-1997    | First Litre Pub Thunder      | <i>renamed Celtics</i>                    |
| 1991-1993    | Tyers Transport              | <i>renamed Steamers Pub</i>               |
| 1991-1993    | Minute Muffler               | <i>renamed Yellowhead Inn</i>             |
| 1994-2002    | Cap-Abilities Oldstylers     | <i>renamed Stylers</i>                    |
| 1994-1997    | Steamers Pub                 | <i>renamed Devils</i>                     |
| 1994-1995    | Yellowhead Inn               | <i>renamed Red Dogs</i>                   |
| 1996-1998    | Yellowhead Inn Red Dogs      | <i>renamed Bandits</i>                    |
| 1998-2000    | Art Knapps Celtics           | <i>renamed Assault</i>                    |
| <b>1998-</b> | <b>Prince George Devils</b>  |   |
| <b>1999-</b> | <b>Prince George Bandits</b> |   |
| 2001-2017    | Prince George Assault        | <i>folded</i>                             |
| 2003-2018    | Prince George Stylers        | <i>merged with Assault</i>                |
| 2006-2007    | Kitimat Alcan Pioneers       | <i>withdrew during mid-season</i>         |
| 2011-2012    | Mackenzie Lumberjacks        | <i>folded</i>                             |
| 2012-2019    | Quesnel Crossfire            | <i>suspended operations in mid-season</i> |
| <b>2016-</b> | <b>Mackenzie Lumberjacks</b> |   |
| <b>2019-</b> | <b>Prince George Assault</b> |   |
| <b>2020-</b> | <b>Quesnel Crossfire</b>     |   |

**1991 PRINCE GEORGE SENIOR 'B' LACROSSE ASSOCIATION**

|  | <u>GP</u> | <u>W</u> | <u>L</u> | <u>T</u> | <u>GF</u> | <u>GA</u> | <u>PTS</u> |
|--|-----------|----------|----------|----------|-----------|-----------|------------|
| Prince George First Litre Pub Thunder*   | 10        | 9        | 1        | 0        | 122       | 113       | 15         |
| Prince George Tyers Transport            | 10        | 6        | 5        | 1        | 123       | 88        | 12         |
| Prince George Cap-Abilities              | 10        | 3        | 5        | 1        | 80        | 81        | 7          |
| Prince George Team Four / Minute Muffler | 10        | 0        | 9        | 1        | 61        | 144       | 1          |

*Team Four joined the league around the third week of the season between May 16-23, 1991; team sponsored by Minute Muffler by early June 1991*

**PLAYOFFS**

Cap-Abilities defeated Tyers Transport 2 games to 0 (9-8, 7-6)

First Litre Pub Thunder defeated Cap-Abilities 2 games to 0 (12-6, 9-4)

**PRINCE GEORGE SENIOR LACROSSE SPORTSMAN TOURNAMENT**

First Litre Pub Thunder defeated Kitimat 12-6

**1992 PRINCE GEORGE SENIOR 'B' LACROSSE ASSOCIATION**

|  | <u>GP</u> | <u>W</u> | <u>L</u> | <u>T</u> | <u>GF</u> | <u>GA</u> | <u>PTS</u> |
|--|-----------|----------|----------|----------|-----------|-----------|------------|
| Prince George First Litre Pub Thunder* | 12        | 10       | 2        | 0        | 167       | 103       | 20         |
| Prince George Cap-Abilities            | 12        | 8        | 3        | 1        | 128       | 89        | 17         |
| Prince George Tyers Transport          | 12        | 4        | 6        | 2        | 119       | 112       | 10         |
| Prince George Minute Muffler           | 12        | 0        | 11       | 1        | 77        | 185       | 1          |

**PLAYOFFS**

First Litre Pub Thunder defeated Minute Muffler 2 games to 1 (16-6\*, 16-4, 15-8)

Tyers Transport defeated Cap-Abilities 2 games to 1 (7-11, 10-9 OT, 12-8)

*\*protested, game awarded to Minute Muffler*

First Litre Pub Thunder defeated Tyers Transport 3 games to 2 (12-14, 13-7, 5-6 OT, 13-8, 10-5)

PRINCE GEORGE SENIOR LACROSSE SPORTSMAN TOURNAMENT

Prince George Minute Muffler  
 Prince George Cap-Abilities  
 Prince George Tyers Transport  
 Kitimat Bushmen  
 Mackenzie

CONSOLATION

Cap-Abilities defeated Minute Muffler 9-8 OT

FINAL

Tyers Transport defeated Kitimat Bushmen 10-8

**1993 PRINCE GEORGE SENIOR 'B' LACROSSE ASSOCIATION**

|  | <u>GP</u> | <u>W</u> | <u>L</u> | <u>T</u> | <u>GF</u> | <u>GA</u> | <u>PTS</u> |
|--|-----------|----------|----------|----------|-----------|-----------|------------|
| Prince George Cap-Abilities            | 12        | 7        | 4        | 1        | 123       | 113       | 15         |
| Prince George First Litre Pub Thunder* | 12        | 6        | 5        | 1        | 134       | 111       | 13         |
| Prince George Tyers Transport          | 12        | 5        | 7        | 0        | 102       | 114       | 10         |
| Prince George Minute Muffler           | 12        | 5        | 7        | 0        | 107       | 131       | 10         |

PLAYOFFS

Cap-Abilities defeated Minute Muffler 2 games to 0 (12-9, 13-11)

First Litre Pub Thunder defeated Tyers Transport 2 games to 0 (7-6, 10-5)

First Litre Pub Thunder defeated Cap-Abilities 3 games to 0 (17-8, 15-4, 22-4)

PACIFIC DRAFT SENIOR 'B' LACROSSE TOURNAMENT

|                 | <u>GP</u> | <u>W</u> | <u>L</u> | <u>T</u> | <u>GF</u> | <u>GA</u> | <u>PTS</u> |
|-----------------|-----------|----------|----------|----------|-----------|-----------|------------|
| Edmonton Miners | 3         | 3        | 0        | 0        |           |           |            |
| Tyers Transport | 3         | 2        | 1        | 0        |           |           |            |
| Calgary         | 3         | 1        | 2        | 0        |           |           |            |
| Cap-Abilities   | 3         | 0        | 3        | 0        |           |           |            |

|  | <u>GP</u> | <u>W</u> | <u>L</u> | <u>T</u> | <u>GF</u> | <u>GA</u> | <u>PTS</u> |
|--|-----------|----------|----------|----------|-----------|-----------|------------|
| Edmonton Miners                        | 3         | 3        | 0        | 0        |           |           |            |
| First Litre Pub Thunder-Minute Muffler | 3         | 1        | 2        | 0        |           |           |            |
| Mackenzie                              | 3         | 1        | 1        | 1        |           |           |            |
| Vernon                                 | 3         | 0        | 2        | 1        |           |           |            |

CONSOLATION

Tyers Transport defeated Mackenzie 10-4

FINAL

Edmonton Miners defeated First Litre Pub Thunder-Minute Muffler 16-3

**1994 PRINCE GEORGE SENIOR 'B' LACROSSE ASSOCIATION**

|  | <u>GP</u> | <u>W</u> | <u>L</u> | <u>T</u> | <u>GF</u> | <u>GA</u> | <u>PTS</u> |
|--|-----------|----------|----------|----------|-----------|-----------|------------|
| Prince George First Litre Pub Thunder* | 12        | 9        | 3        | 0        | 129       | 79        | 18         |
| Prince George Cap-Abilities Oldstylers | 12        | 7        | 4        | 1        | 127       | 111       | 15         |
| Prince George Yellowhead Inn           | 12        | 5        | 7        | 0        | 87        | 115       | 10         |
| Prince George Steamers Pub             | 12        | 2        | 9        | 1        | 90        | 130       | 5          |

PLAYOFFS

Yellowhead Inn defeated Cap-Abilities Oldstylers 2 games to 0 (0-0\*, 10-5)

\* *Yellowhead Inn awarded first game by default*

First Litre Pub Thunder defeated Yellowhead Inn 3 games to 1 (13-6, 6-15, 8-6, 10-7)



**1995 PRINCE GEORGE SENIOR 'B' LACROSSE ASSOCIATION**

|   | <u>GP</u> | <u>W</u> | <u>L</u> | <u>T</u> | <u>GF</u> | <u>GA</u> | <u>PTS</u> |
|---|-----------|----------|----------|----------|-----------|-----------|------------|
| Prince George First Litre Pub Thunder   | 14        | 12       | 2        | 0        | 172       | 118       | 24         |
| Prince George Cap-Abilities Oldstylers* | 15        | 8        | 6        | 1        | 172       | 153       | 17         |
| Prince George Steamers Pub              | 15        | 4        | 10       | 1        | 133       | 172       | 9          |
| Prince George Yellowhead Inn            | 15        | 3        | 9        | 3        | 113       | 144       | 9          |

**PLAYOFFS**

Steamers Pub defeated Yellowhead Inn 12-5 in tiebreaker

Cap-Abilities Oldstylers defeated Steamers Pub 2 games to 0 (17-6, 11-6)

Cap-Abilities Oldstylers defeated First Litre Pub Thunder 3 games to 1 (11-19, 9-7, 10-8, 10-7)

**1996 PRINCE GEORGE SENIOR 'B' LACROSSE ASSOCIATION**

|   | <u>GP</u> | <u>W</u> | <u>L</u> | <u>T</u> | <u>GF</u> | <u>GA</u> | <u>PTS</u> |
|---|-----------|----------|----------|----------|-----------|-----------|------------|
| Prince George Cap-Abilities Oldstylers* | 15        | 13       | 2        | 0        |           |           | 26         |
| Prince George First Litre Pub Thunder   | 15        | 8        | 7        | 0        |           |           | 16         |
| Prince George Steamers Pub              | 15        | 5        | 10       | 0        |           |           | 10         |
| Prince George Yellowhead Inn Red Dogs   | 15        | 4        | 11       | 0        |           |           | 8          |

**PLAYOFFS**

First Litre Pub Thunder defeated Steamers Pub (6-5, 10-12, 11-10 OT, 14-10)

Cap-Abilities Oldstylers defeated First Litre Pub Thunder 4 games to 0 (15-11, 14-11, 19-8, 15-7)

**BRITISH COLUMBIA SENIOR 'B' PROVINCIALS**

Burnaby Lakers defeated Prince George Cap-Abilities Oldstylers in two-game, total-goals series 41-15 (20-10; 21-5)

**1997 PRINCE GEORGE SENIOR 'B' LACROSSE ASSOCIATION**

|   | <u>GP</u> | <u>W</u> | <u>L</u> | <u>T</u> | <u>GF</u> | <u>GA</u> | <u>PTS</u> |
|---|-----------|----------|----------|----------|-----------|-----------|------------|
| Prince George Cap-Abilities Oldstylers* | 15        | 13       | 2        | 0        | 172       | 102       | 26         |
| Prince George Yellowhead Inn Red Dogs   | 15        | 8        | 7        | 0        | 133       | 158       | 16         |
| Prince George Steamers Pub              | 15        | 5        | 10       | 0        | 132       | 127       | 10         |
| Prince George First Litre Pub Thunder   | 15        | 4        | 11       | 0        | 108       | 156       | 8          |

**PLAYOFFS**

Steamers Pub defeated Yellowhead Inn Red Dogs 3 games to 0 (9-7, 16-6, 9-8)

Cap-Abilities Oldstylers defeated Steamers Pub 4 games to 1 (12-10, 13-6, 9-6, 6-8, 15-9)

**BRITISH COLUMBIA SENIOR 'B' PROVINCIALS**

Burnaby Lakers defeated Prince George Cap-Abilities Oldstylers in two-game, total-goals series 28-13 (18-8, 10-5)

**1998 PRINCE GEORGE SENIOR 'B' LACROSSE ASSOCIATION**

|  | <u>GP</u> | <u>W</u> | <u>L</u> | <u>T</u> | <u>GF</u> | <u>GA</u> | <u>PTS</u> |
|--|-----------|----------|----------|----------|-----------|-----------|------------|
| Prince George Cap-Abilities Oldstylers | 15        | 13       | 2        | 0        | 194       | 118       | 26         |
| Prince George Steamers Pub Devils*     | 15        | 8        | 7        | 0        | 145       | 132       | 16         |
| Prince George Ironhorse Pub Bandits    | 15        | 6        | 9        | 0        | 144       | 176       | 12         |
| Prince George Art Knapps Celtics       | 15        | 3        | 12       | 0        | 108       | 165       | 6          |

**EXHIBITIONS**

Prince George Ironhorse Pub Bandits defeated Armstrong Shamrocks 12-10

Prince George Cap-Abilities Oldstylers defeated Armstrong Shamrocks 12-2

**PLAYOFFS**

Steamers Pub Devils defeated Ironhorse Pub Bandits 3 games to 0 (16-8, 10-4, 16-7)

Steamers Pub Devils defeated Cap-Abilities Oldstylers 4 games to 2 (9-14, 11-12, 9-7, 10-4, 15-6, 12-6)

**1999 PRINCE GEORGE SENIOR 'B' LACROSSE ASSOCIATION**

|   | <u>GP</u> | <u>W</u> | <u>L</u> | <u>T</u> | <u>GF</u> | <u>GA</u> | <u>PTS</u> |
|---|-----------|----------|----------|----------|-----------|-----------|------------|
| Prince George Art Knapps Celtics        | 12        | 10       | 2        | 0        |           |           | 20         |
| Prince George Cap-Abilities Oldstylers* | 12        | 9        | 3        | 0        |           |           | 18         |
| Prince George Steamers Pub Devils       | 12        | 3        | 9        | 0        |           |           | 6          |
| Prince George Ironhorse Pub Bandits     | 12        | 2        | 10       | 0        |           |           | 4          |

**PLAYOFFS**

Art Knapps Celtics defeated Ironhorse Pub Bandits 3 games to 0 (11-10 SO, 8-9, 9-6, 8-5)  
 Cap-Abilities Oldstylers defeated Steamers Pub Devils 3 games to 2 (3-6, 4-8, 16-7, 7-6, 10-8)  
 Cap-Abilities Oldstylers defeated Art Knapps Celtics 4 games to 0 (13-5, 11-7, 6-4, 6-4)

**2000 PRINCE GEORGE SENIOR 'B' LACROSSE ASSOCIATION**

|  | <u>GP</u> | <u>W</u> | <u>L</u> | <u>T</u> | <u>GF</u> | <u>GA</u> | <u>PTS</u> |
|--|-----------|----------|----------|----------|-----------|-----------|------------|
| Prince George Cap-Abilities Oldstylers | 12        | 8        | 4        | 0        | 107       | 91        | 16         |
| Prince George Art Knapps Celtics       | 12        | 7        | 5        | 0        | 131       | 97        | 14         |
| Prince George Excel Transport Bandits* | 12        | 6        | 6        | 0        | 110       | 115       | 12         |
| Prince George Steamers Pub Devils      | 12        | 3        | 9        | 0        | 74        | 119       | 6          |

**PLAYOFFS**

Cap-Abilities Oldstylers defeated Steamers Pub Devils 3 games to 1 (12-5, 10-3, 4-5, 9-6)  
 Excel Transport Bandits defeated Art Knapps Celtics 3 games to 0 (18-11, 12-5, 10-5)  
 Excel Transport Bandits defeated Cap-Abilities Oldstylers 4 games to 1 (13-12, 11-6, 9-5, 10-11, 15-6)

**2001 PRINCE GEORGE SENIOR 'B' LACROSSE ASSOCIATION**

|  | <u>GP</u> | <u>W</u> | <u>L</u> | <u>T</u> | <u>GF</u> | <u>GA</u> | <u>PTS</u> |
|--|-----------|----------|----------|----------|-----------|-----------|------------|
| Prince George Art Knapps Assault*      | 15        | 10       | 5        | 0        | 186       | 160       | 20         |
| Prince George Cap-Abilities Oldstylers | 15        | 8        | 7        | 0        | 187       | 159       | 16         |
| Prince George Excel Transport Bandits  | 15        | 8        | 7        | 0        | 159       | 184       | 16         |
| Prince George Steamers Pub Devils      | 15        | 4        | 11       | 0        | 149       | 178       | 8          |

**PLAYOFFS**

Art Knapps Assault defeated Steamers Pub Devils 3 games to 0 (12-11, 10-9, 15-10)  
 Excel Transport Bandits defeated Cap-Abilities Oldstylers 3 games to 0 (13-6, 15-12, 12-10)  
 Art Knapps Assault defeated Excel Transport Bandits 4 games to 1 (15-16, 17-12, 17-8, 17-12, 9-5)

**2002 PRINCE GEORGE SENIOR 'B' LACROSSE ASSOCIATION**

|   | <u>GP</u> | <u>W</u> | <u>L</u> | <u>T</u> | <u>GF</u> | <u>GA</u> | <u>PTS</u> |
|---|-----------|----------|----------|----------|-----------|-----------|------------|
| Prince George Cap-Abilities Oldstylers* | 15        | 13       | 2        | 0        | 207       | 149       | 26         |
| Prince George Excel Transport Bandits   | 15        | 7        | 8        | 0        | 245       | 232       | 14         |
| Prince George Art Knapps Assault        | 15        | 7        | 8        | 0        | 216       | 223       | 14         |
| Prince George Steamers Pub Devils       | 15        | 3        | 12       | 0        | 182       | 244       | 6          |

**PLAYOFFS**

Cap-Abilities Oldstylers defeated Steamers Pub Devils 3 games to 1 (9-12, 20-9, 18-6, 15-9)  
 Excel Transport Bandits defeated Art Knapps Assault 3 games to 1 (15-18, 17-16 OT, 12-11, 16-15)  
 Cap-Abilities Oldstylers defeated Excel Transport Bandits 4 games to 0 (17-10, 22-8, 18-7, 19-4)

**2003 PRINCE GEORGE SENIOR 'C' LACROSSE ASSOCIATION**

|                                       | <u>GP</u> | <u>W</u> | <u>L</u> | <u>T</u> | <u>GF</u> | <u>GA</u> | <u>PTS</u> |
|---------------------------------------|-----------|----------|----------|----------|-----------|-----------|------------|
| Prince George Steamers Pub Devils     | 15        | 12       | 3        | 0        | 217       | 208       | 24         |
| Prince George Cap-Abilities Stylers   | 15        | 9        | 6        | 0        | 239       | 184       | 18         |
| Prince George Skeetos Pub Assault*    | 15        | 7        | 8        | 0        | 211       | 188       | 14         |
| Prince George Excel Transport Bandits | 15        | 2        | 13       | 0        | 162       | 252       | 4          |

**PLAYOFFS**

Excel Transport Bandits defeated Steamers Pub Devils 3 games to 0 (8-7, 16-15, 15-10)  
 Skeetos Pub Assault defeated Cap-Abilities Stylers 3 games to 1 (13-16, 11-5, 14-8, 11-7)

Skeetos Pub Assault defeated Excel Transport Bandits 4 games to 0 (17-16, 17-15, 19-11, 14-8)

**2004 PRINCE GEORGE SENIOR 'C' LACROSSE ASSOCIATION**

|                                      | <u>GP</u> | <u>W</u> | <u>L</u> | <u>T</u> | <u>GF</u> | <u>GA</u> | <u>PTS</u> |
|--------------------------------------|-----------|----------|----------|----------|-----------|-----------|------------|
| Prince George Steamers Pub Devils*   | 15        | 14       | 1        | 0        | 259       | 135       | 28         |
| Prince George Excel Westwood Bandits | 15        | 8        | 7        | 0        | 193       | 186       | 16         |
| Prince George Panago Assault         | 15        | 4        | 11       | 0        | 154       | 223       | 8          |
| Prince George Cap-Abilities Stylers  | 15        | 4        | 11       | 0        | 177       | 226       | 8          |

**PLAYOFFS**

Steamers Pub Devils defeated Cap-Abilities Stylers 3 games to 0 (23-6, D-S, 26-9)  
 Panago Assault defeated Excel Westwood Bandits 3 games to 1 (19-13, 7-13, 11-9, 12-8)

Steamers Pub Devils defeated Panago Assault 4 games to 0 (16-8, 20-9, 14-7, 1-0\*)

\* *Steamers Pub Devils awarded fourth game 1-0 default over Panago Assault due to lack of players*

**2005 PRINCE GEORGE SENIOR 'C' LACROSSE ASSOCIATION**

|  | <u>GP</u> | <u>W</u> | <u>L</u> | <u>T</u> | <u>GF</u> | <u>GA</u> | <u>PTS</u> |
|--|-----------|----------|----------|----------|-----------|-----------|------------|
| Prince George Steamers Pub Devils*       | 12        | 11       | 1        | 0        | 189       | 117       | 22         |
| Prince George Panago Assault             | 12        | 5        | 7        | 0        | 163       | 182       | 10         |
| Prince George Westwood Sportsbar Bandits | 12        | 5        | 7        | 0        | 157       | 161       | 10         |
| Prince George Cap-Abilities Stylers      | 12        | 3        | 9        | 0        | 162       | 165       | 6          |

**PLAYOFFS**

Steamers Pub Devils defeated Cap-Abilities Stylers 3 games to 0 (14-9, 17-13, 15-6)  
 Panago Assault defeated Westwood Sportsbar Bandits 3 games to 0 (11-6, 11-8, 11-10)

Steamers Pub Devils defeated Panago Assault 4 games to 0 (22-8, 13-10, 18-4, 20-6)

**2006 PRINCE GEORGE SENIOR 'C' LACROSSE ASSOCIATION**

|   | <u>GP</u> | <u>W</u> | <u>L</u> | <u>T</u> | <u>GF</u> | <u>GA</u> | <u>PTS</u> |
|---|-----------|----------|----------|----------|-----------|-----------|------------|
| Prince George Westwood Sportsbar Bandits* | 15        | 13       | 2        | 0        | 137       | 137       | 26         |
| Prince George Steamers Pub Devils         | 15        | 11       | 4        | 0        | 196       | 132       | 22         |
| Prince George Panago Assault              | 15        | 6        | 9        | 0        | 148       | 202       | 12         |
| Kitimat Alcan Pioneers                    | 12        | 5        | 7        | 0        | 114       | 123       | 10         |
| Prince George Cap-Abilities Stylers       | 15        | 1        | 14       | 0        | 72        | 173       | 2          |

**PLAYOFFS**

Westwood Sportsbar Bandits defeated Cap-Abilities Stylers 3 games to 0 (14-6, 12-3, 20-8)  
 Steamers Pub Devils defeated Panago Assault 3 games to 0 (9-7, 8-7, 19-11)

Westwood Sportsbar Bandits defeated Steamers Pub Devils 4 games to 3 (17-12, 12-11 OT, 12-8, 11-15, 12-16, 7-10, 10-9)

**2007 PRINCE GEORGE SENIOR 'C' LACROSSE ASSOCIATION**

|   | <u>GP</u> | <u>W</u> | <u>L</u> | <u>T</u> | <u>GF</u> | <u>GA</u> | <u>PTS</u> |
|---|-----------|----------|----------|----------|-----------|-----------|------------|
| Prince George Steamers Pub / Shooters Pub Devils* | 14        | 14       | 0        | 0        | 243       | 108       | 28         |
| Prince George Westwood Pub Bandits                | 13        | 7        | 6        | 0        | 195       | 158       | 14         |
| Prince George Cap-Abilities Stylers               | 14        | 6        | 8        | 0        | 158       | 170       | 12         |
| Kitimat Alcan Pioneers                            | 6         | 2        | 4        | 0        | 62        | 97        | 4          |
| Prince George Little Caesars Tabor Assault        | 13        | 1        | 12       | 0        | 89        | 214       | 2          |

*Steamers Pub Devils renamed Shooters Pub Devils in June 2007*

*All remaining games involving Kitimat cancelled in June 2007 due to increment weather affecting road travel*

**PLAYOFFS**

Shooters Pub Devils defeated Little Caesars Tabor Assault 3 games to 0 (20-11, 17-4, 20-3)

Westwood Pub Bandits defeated Cap-Abilities Stylers 3 games to 0 (15-8, 12-6, 8-7)

Shooters Pub Devils defeated Westwood Pub Bandits 4 games to 0 (26-10, 12-8, 15-12, 16-5)

**2008 PRINCE GEORGE SENIOR 'C' LACROSSE ASSOCIATION**

|  | <u>GP</u> | <u>W</u> | <u>L</u> | <u>T</u> | <u>GF</u> | <u>GA</u> | <u>PTS</u> |
|--|-----------|----------|----------|----------|-----------|-----------|------------|
| Prince George Shooters Pub Devils*         | 12        | 12       | 0        | 0        | 183       | 85        | 24         |
| Prince George Little Caesars Tabor Assault | 12        | 5        | 7        | 0        | 113       | 126       | 10         |
| Prince George BX Pub Bandits               | 12        | 4        | 8        | 0        | 135       | 157       | 8          |
| Prince George Cap-Abilities Stylers        | 12        | 3        | 9        | 0        | 102       | 165       | 6          |

**PLAYOFFS**

Shooters Pub Devils defeated Cap-Abilities Stylers 3 games to 0 (16-7, 16-7, 22-7)

BX Pub Bandits defeated Little Caesars Tabor Assault 3 games to 0 (12-7, 13-8, 12-7)

Shooters Pub Devils defeated BX Pub Bandits 4 games to 3 (10-16, 18-15, 18-8, 12-7, 7-10, 9-11, 8-6)

**2009 PRINCE GEORGE SENIOR 'C' LACROSSE ASSOCIATION**

|   | <u>GP</u> | <u>W</u> | <u>L</u> | <u>T</u> | <u>GF</u> | <u>GA</u> | <u>PTS</u> |
|---|-----------|----------|----------|----------|-----------|-----------|------------|
| Prince George Shooters Pub Devils*              | 12        | 10       | 2        | 0        | 149       | 80        | 20         |
| Prince George Little Caesars Assault            | 12        | 9        | 3        | 0        | 123       | 103       | 18         |
| Prince George BX Pub Bandits                    | 12        | 3        | 9        | 0        | 92        | 117       | 6          |
| Prince George Westcana/Tabor Sports Bar Stylers | 12        | 2        | 10       | 0        | 71        | 131       | 4          |

**PLAYOFFS**

Little Caesars Assault defeated BX Pub Bandits 3 games to 1 (9-8, 10-3, 10-15, 11-10)

Shooters Pub Devils defeated Westcana/Tabor Sports Bar Stylers 3 games to 0 (21-5, 27-14, 27-12)

Shooters Pub Devils defeated Little Caesars Assault 4 games to 2 (16-9, 8-12, 7-4, 6-8, 10-9, 10-7)

**2010 PRINCE GEORGE SENIOR 'C' LACROSSE ASSOCIATION**

|   | <u>GP</u> | <u>W</u> | <u>L</u> | <u>T</u> | <u>GF</u> | <u>GA</u> | <u>PTS</u> |
|---|-----------|----------|----------|----------|-----------|-----------|------------|
| Prince George BX Pub Bandits*                     | 12        | 10       | 2        | 0        | 145       | 96        | 20         |
| Prince George Shooters Pub Devils                 | 12        | 9        | 3        | 0        | 163       | 100       | 18         |
| Prince George College Heights Pub Assault         | 12        | 4        | 8        | 0        | 132       | 148       | 8          |
| Prince George Tabor Pub/Regional Security Stylers | 12        | 1        | 11       | 0        | 88        | 184       | 2          |

**PLAYOFFS**

BX Pub Bandits defeated Tabor Sports Pub/Regional Security Stylers 3 games to 0 (12-1, 12-6, 15-4)

College Heights Pub Assault defeated Shooters Pub Devils 3 games to 2 (4-10, 4-11, 16-8, 6-5 OT, 13-12 OT)

BX Pub Bandits defeated College Heights Pub Assault 4 games to 2 (7-8 OT, 16-17, 9-4, 12-8, 10-7, 9-6)

**2011 PRINCE GEORGE SENIOR 'C' LACROSSE ASSOCIATION**

|  | <u>GP</u> | <u>W</u> | <u>L</u> | <u>T</u> | <u>GF</u> | <u>GA</u> | <u>PTS</u> |
|--|-----------|----------|----------|----------|-----------|-----------|------------|
| Prince George College Heights Pub Assault*         | 12        | 10       | 2        | 0        | 160       | 67        | 20         |
| Prince George BX Pub Bandits                       | 12        | 9        | 3        | 0        | 140       | 87        | 18         |
| Prince George Shooters Pub Devils                  | 11        | 7        | 4        | 0        | 96        | 129       | 14         |
| Mackenzie Lumberjacks                              | 11        | 4        | 7        | 0        | 79        | 101       | 8          |
| Prince George Riverstone/Regional Security Stylers | 12        | 0        | 12       | 0        | 64        | 155       | 0          |

**PLAYOFFS**

College Heights Pub Assault defeated Mackenzie Lumberjacks 3 games to 0 (14-4, 11-8, 17-5)

BX Pub Bandits defeated Shooters Pub Devils 3 games to 0 (14-4, 10-4, 15-3)

College Heights Pub Assault defeated BX Pub Bandits 4 games to 0 (13-11, 11-5, 16-6, 6-5 OT)

**2012 PRINCE GEORGE SENIOR 'C' LACROSSE ASSOCIATION**

|  | <u>GP</u> | <u>W</u> | <u>L</u> | <u>T</u> | <u>GF</u> | <u>GA</u> | <u>PTS</u> |
|--|-----------|----------|----------|----------|-----------|-----------|------------|
| Prince George BX Pub Bandits                         | 15        | 13       | 2        | 0        | 225       | 130       | 26         |
| Prince George College Heights Pub Assault*           | 15        | 12       | 3        | 0        | 240       | 116       | 24         |
| Prince George Twisted Cork/Regional Security Stylers | 15        | 9        | 6        | 0        | 207       | 180       | 18         |
| Mackenzie Lumberjacks                                | 15        | 6        | 9        | 0        | 149       | 159       | 12         |
| Prince George Shooters Pub Devils                    | 15        | 3        | 12       | 0        | 141       | 201       | 6          |
| Quesnel Crossfire                                    | 15        | 2        | 13       | 0        | 98        | 274       | 4          |

**PLAYOFFS**

College Heights Pub Assault defeated Twisted Cork/Regional Security Stylers 3 games to 0 (18-6, 20-11, 17-7)

BX Pub Bandits defeated Mackenzie Lumberjacks 3 games to 0 (17-6, 16-6, 19-7)

College Heights Pub Assault defeated BX Pub Bandits 4 games to 0 (17-11, 13-11, 11-10, 17-13)

**2013 PRINCE GEORGE SENIOR 'C' LACROSSE ASSOCIATION**

|  | <u>GP</u> | <u>W</u> | <u>L</u> | <u>T</u> | <u>GF</u> | <u>GA</u> | <u>PTS</u> |
|--|-----------|----------|----------|----------|-----------|-----------|------------|
| Prince George BX Pub Bandits                         | 12        | 10       | 2        | 0        | 193       | 132       | 20         |
| Prince George College Heights Pub Assault*           | 12        | 9        | 3        | 0        | 174       | 118       | 18         |
| Quesnel Crossfire                                    | 12        | 4        | 8        | 0        | 114       | 156       | 8          |
| Prince George Shooters Pub Devils                    | 12        | 4        | 8        | 0        | 139       | 167       | 8          |
| Prince George Twisted Cork/Regional Security Stylers | 12        | 3        | 9        | 0        | 127       | 174       | 6          |
| Mackenzie Lumberjacks                                | 0         | 0        | 0        | 0        | 0         | 0         | 0          |

*Mackenzie Lumberjacks folded at the start of the season on April 24, 2013*

**PLAYOFFS**

College Heights Pub Assault defeated Quesnel Crossfire 3 games to 0 (14-3, 17-9, 24-4)

Shooters Pub Devils defeated BX Pub Bandits 3 games to 1 (14-13, 9-18, 15-9, 15-9)

College Heights Pub Assault defeated Shooters Pub Devils 3 games to 1 (20-7, 17-13, 8-9 OT, 22-5)

**2014 PRINCE GEORGE SENIOR 'C' LACROSSE ASSOCIATION**

|  | <u>GP</u> | <u>W</u> | <u>L</u> | <u>T</u> | <u>GF</u> | <u>GA</u> | <u>PTS</u> |
|--|-----------|----------|----------|----------|-----------|-----------|------------|
| Prince George Westwood Pub Devils*                   | 12        | 12       | 0        | 0        | 205       | 64        | 24         |
| Prince George Northland Nissan Assault               | 12        | 6        | 6        | 0        | 97        | 119       | 12         |
| Prince George BX Pub Bandits                         | 12        | 5        | 7        | 0        | 109       | 155       | 10         |
| Prince George Cowboy Ranch/Regional Security Stylers | 12        | 4        | 8        | 0        | 126       | 168       | 8          |
| Quesnel Cariboo Hotel Crossfire                      | 12        | 3        | 9        | 0        | 96        | 127       | 6          |

*Quesnel Crossfire forfeited 2 games to Prince George Assault due to player shortages*

**PLAYOFFS**

Westwood Pub Devils defeated Cowboy Ranch/Regional Security Stylers 3 games to 0 (22-4, 17-7, 19-8)

Northland Nissan Assault defeated BX Pub Bandits 3 games to 2 (7-16, 11-10, 13-10, 6-10, 9-7)

Westwood Pub Devils defeated Northland Nissan Assault 4 games to 0 (15-5, 16-7, 11-2, 15-11)

**2015 PRINCE GEORGE SENIOR 'C' LACROSSE ASSOCIATION**

|  | <u>GP</u> | <u>W</u> | <u>L</u> | <u>T</u> | <u>GF</u> | <u>GA</u> | <u>PTS</u> |
|--|-----------|----------|----------|----------|-----------|-----------|------------|
| Prince George Westwood Pub Devils*     | 12        | 12       | 0        | 0        | 203       | 51        | 24         |
| Prince George BX Pub Bandits           | 12        | 9        | 3        | 0        | 135       | 109       | 18         |
| Quesnel Employment Services Crossfire  | 12        | 5        | 7        | 0        | 86        | 141       | 10         |
| Prince George Northland Nissan Assault | 12        | 3        | 9        | 0        | 103       | 136       | 6          |
| Prince George Cowboy Ranch Stylers     | 12        | 1        | 11       | 0        | 98        | 188       | 2          |

**PLAYOFFS**

Westwood Pub Devils defeated Northland Nissan Assault 3 games to 0 (18-1, 14-1, 17-4)

BX Pub Bandits defeated Quesnel Crossfire 3 games to 0 (14-2, 11-3, 11-8)

Westwood Pub Devils defeated BX Pub Bandits 3 games to 0 (15-4, 13-6, 12-5)

**2016 PRINCE GEORGE SENIOR 'C' LACROSSE ASSOCIATION**

|   | <u>GP</u> | <u>W</u> | <u>L</u> | <u>T</u> | <u>GF</u> | <u>GA</u> | <u>PTS</u> |
|---|-----------|----------|----------|----------|-----------|-----------|------------|
| Prince George BX Pub/Claude's Barbershop Bandits* | 15        | 14       | 1        | 0        | 207       | 94        | 28         |
| Prince George Westwood Pub Devils                 | 15        | 12       | 3        | 0        | 232       | 108       | 24         |
| Quesnel M Daniels Consulting Crossfire            | 15        | 6        | 9        | 0        | 120       | 176       | 12         |
| Prince George Northland Nissan Assault            | 15        | 5        | 10       | 0        | 109       | 141       | 10         |
| Prince George Cowboy Ranch Stylers                | 15        | 5        | 10       | 0        | 153       | 200       | 10         |
| Mackenzie Lumberjacks                             | 15        | 3        | 12       | 0        | 109       | 211       | 6          |

**PLAYOFFS**

BX Pub/Claude's Barbershop Bandits defeated Northland Nissan Assault 2 games to 0 (22-1, 10-8)

Westwood Pub Devils defeated Quesnel Crossfire 2 games to 0 (16-3, 10-7)

BX Pub/Claude's Barbershop Bandits defeated Westwood Pub Devils 3 games to 0 (14-11, 9-5, 8-5)

**2017 PRINCE GEORGE SENIOR 'C' LACROSSE ASSOCIATION**

|   | <u>GP</u> | <u>W</u> | <u>L</u> | <u>T</u> | <u>GF</u> | <u>GA</u> | <u>PTS</u> |
|---|-----------|----------|----------|----------|-----------|-----------|------------|
| Prince George RPR Mechanical/BX Pub Bandits | 14        | 13       | 1        | 0        | 198       | 87        | 26         |
| Prince George Westwood Pub Devils*          | 15        | 10       | 5        | 0        | 168       | 127       | 20         |
| Quesnel M Daniels Consulting Crossfire      | 15        | 9        | 6        | 0        | 167       | 162       | 18         |
| Prince George CO-OP Petroleum Stylers       | 15        | 6        | 9        | 0        | 138       | 157       | 12         |
| Mackenzie Lumberjacks                       | 14        | 4        | 10       | 0        | 119       | 179       | 8          |
| Prince George Northland Nissan Assault      | 13        | 1        | 12       | 0        | 57        | 135       | 2          |

**PLAYOFFS**

RPR Mechanical/BX Pub Bandits defeated Co-op Petroleum Stylers 2 games to 0 (15-8, 16-7)

Westwood Pub Devils defeated Quesnel Crossfire 2 games to 0 (12-10, 9-6)

Westwood Pub Devils defeated RPR Mechanical/BX Pub Bandits 3 games to 2 (9-15, 6-16, 11-7, 7-3, 7-5)

**2018 PRINCE GEORGE SENIOR 'C' LACROSSE ASSOCIATION**

|   | <u>GP</u> | <u>W</u> | <u>L</u> | <u>T</u> | <u>GF</u> | <u>GA</u> | <u>PTS</u> |
|---|-----------|----------|----------|----------|-----------|-----------|------------|
| PG RPR Mechanical/JR Construction Bandits | 16        | 14       | 2        | 0        | 205       | 109       | 28         |
| Prince George Westwood Pub Devils*        | 16        | 10       | 6        | 0        | 154       | 126       | 20         |
| Quesnel M Daniels Consulting Crossfire    | 16        | 8        | 8        | 0        | 134       | 143       | 16         |
| Mackenzie Omineca Fabricating Lumberjacks | 16        | 5        | 11       | 0        | 130       | 191       | 10         |
| Prince George CO-OP Petroleum Stylers     | 16        | 3        | 13       | 0        | 103       | 157       | 6          |

**PLAYOFFS**

RPR Mechanical/JR Construction Bandits defeated Mackenzie Lumberjacks 2 games to 0 (15-11, 16-7)

Westwood Pub Devils defeated Quesnel Crossfire 2 games to 0 (12-6, 14-2)

Westwood Pub Devils defeated RPR Mechanical/JR Construction Bandits 3 games to 1 (6-9, 13-4, 8-7, 9-6)

**2019 PRINCE GEORGE SENIOR 'C' LACROSSE ASSOCIATION**

|   | <u>GP</u> | <u>W</u> | <u>L</u> | <u>T</u> | <u>GF</u> | <u>GA</u> | <u>PTS</u> |
|---|-----------|----------|----------|----------|-----------|-----------|------------|
| Prince George Westwood Pub Devils*        | 16        | 15       | 1        | 0        | 189       | 59        | 30         |
| Prince George Northland Nissan Assault    | 16        | 9        | 7        | 0        | 150       | 151       | 18         |
| Mackenzie Conifex Power Lumberjacks       | 16        | 8        | 8        | 0        | 109       | 142       | 16         |
| PG RPR Mechanical/JR Construction Bandits | 16        | 7        | 9        | 0        | 113       | 120       | 14         |
| Quesnel Summit Electric Crossfire         | 11        | 1        | 10       | 0        | 38        | 127       | 2          |

*Quesnel Crossfire forfeited 2 games; 1 game to Mackenzie Lumberjacks on June 9, 2019 and one other game  
Quesnel Crossfire suspended operations in mid-season on June 10, 2019 and forfeited their remaining 4 games*

**PLAYOFFS**

Westwood Pub Devils defeated RPR Mechanical/JR Construction Bandits 2 games to 1 (12-5, 7-10, 10-6)  
Northland Nissan Assault defeated Mackenzie Lumberjacks 2 games to 0 (18-4, 13-0)

Westwood Pub Devils defeated Northland Nissan Assault 3 games to 0 (21-6, 10-5, 12-9)

**2020 PRINCE GEORGE SENIOR 'C' LACROSSE ASSOCIATION**

*Prince George Senior Lacrosse Association season cancelled on May 21, 2020 due to the COVID-19 coronavirus pandemic*

**2021 PRINCE GEORGE SENIOR 'C' LACROSSE ASSOCIATION**

*Prince George Senior Lacrosse Association season cancelled on May 25, 2021 due to the COVID-19 coronavirus pandemic*

**2022 PRINCE GEORGE SENIOR 'C' LACROSSE ASSOCIATION**

|  | <u>GP</u> | <u>W</u> | <u>L</u> | <u>T</u> | <u>GF</u> | <u>GA</u> | <u>PTS</u> |
|--|-----------|----------|----------|----------|-----------|-----------|------------|
| Prince George Canadian Brewhouse Devils*       | 12        | 11       | 1        | 0        | 186       | 66        | 22         |
| Prince George Beswick Hildebrandt Lund Bandits | 12        | 10       | 2        | 0        | 166       | 93        | 20         |
| Mackenzie Conifex Power Lumberjacks            | 12        | 6        | 6        | 0        | 87        | 124       | 12         |
| Prince George Northland Nissan Assault         | 12        | 3        | 9        | 0        | 88        | 98        | 6          |
| Quesnel Summit Electric Crossfire              | 12        | 0        | 12       | 0        | 39        | 185       | 0          |

**PLAYOFFS**

BHL Bandits defeated Mackenzie Lumberjacks 2 games to 0 (19-6, 24-8)  
Canadian Brewhouse Devils defeated Northland Nissan Assault 2 games to 0 (9-8, 11-7)

Canadian Brewhouse Devils defeated BHL Bandits 3 games to 0 (14-11, 11-8, 11-10)

**2023 PRINCE GEORGE SENIOR 'C' LACROSSE ASSOCIATION**

|  | <u>GP</u> | <u>W</u> | <u>L</u> | <u>T</u> | <u>GF</u> | <u>GA</u> | <u>PTS</u> |
|--|-----------|----------|----------|----------|-----------|-----------|------------|
| Prince George Scamp Transport Devils*          | 11        | 11       | 0        | 0        | 188       | 57        | 22         |
| Prince George Beswick Hildebrandt Lund Bandits | 11        | 7        | 4        | 0        | 171       | 101       | 14         |
| Prince George Northland Nissan Assault         | 12        | 6        | 6        | 0        | 128       | 124       | 12         |
| Quesnel Crossfire                              | 12        | 3        | 9        | 0        | 62        | 161       | 6          |
| Mackenzie Conifex Power Lumberjacks            | 12        | 2        | 10       | 0        | 54        | 160       | 4          |

*Quesnel Crossfire suspended due to non-payment of league fees*

**PLAYOFFS**

Scamp Transport Devils defeated Mackenzie Lumberjacks 2 games to 0 (22-2, 29-5)  
BHL Bandits defeated Northland Nissan Assault 2 games to 0 (12-7, 13-7)

Scamp Transport Devils defeated BHL Bandits 3 games to 2 (14-8, 4-5, 7-9, 9-6, 14-6)

## PRINCE GEORGE ASSAULT

|             |                                    | <u>GP</u> | <u>W</u>  | <u>L</u> | <u>T</u> | <u>GF</u>  | <u>GA</u>  | <u>PTS</u> |
|-------------|------------------------------------|-----------|-----------|----------|----------|------------|------------|------------|
| <b>1991</b> | <b>First Litre Pub Thunder</b>     | <b>10</b> | <b>9</b>  | <b>1</b> | <b>0</b> | <b>122</b> | <b>113</b> | <b>15</b>  |
| <b>1992</b> | <b>First Litre Pub Thunder</b>     | <b>12</b> | <b>10</b> | <b>2</b> | <b>0</b> | <b>167</b> | <b>103</b> | <b>20</b>  |
| <b>1993</b> | <b>First Litre Pub Thunder</b>     | <b>12</b> | <b>6</b>  | <b>5</b> | <b>1</b> | <b>134</b> | <b>111</b> | <b>13</b>  |
| <b>1994</b> | <b>First Litre Pub Thunder</b>     | <b>12</b> | <b>9</b>  | <b>3</b> | <b>0</b> | <b>129</b> | <b>79</b>  | <b>18</b>  |
| 1995        | First Litre Pub Thunder            | 14        | 12        | 2        | 0        | 172        | 118        | 24         |
| 1996        | First Litre Pub Thunder            | 15        | 8         | 7        | 0        |            |            | 16         |
| 1997        | First Litre Pub Thunder            | 15        | 4         | 11       | 0        | 108        | 156        | 8          |
| 1998        | Art Knapps Celtics                 | 15        | 3         | 12       | 0        | 108        | 165        | 6          |
| 1999        | Art Knapps Celtics                 | 12        | 10        | 2        | 0        |            |            | 20         |
| 2000        | Art Knapps Celtics                 | 12        | 7         | 5        | 0        | 131        | 97         | 14         |
| <b>2001</b> | <b>Art Knapps Assault</b>          | <b>15</b> | <b>10</b> | <b>5</b> | <b>0</b> | <b>186</b> | <b>160</b> | <b>20</b>  |
| 2002        | Art Knapps Assault                 | 15        | 7         | 8        | 0        | 216        | 223        | 14         |
| 2003        | Skeetos Pub Assault                | 15        | 7         | 8        | 0        | 211        | 188        | 14         |
| 2004        | Panago Assault                     | 15        | 4         | 11       | 0        | 154        | 223        | 8          |
| 2005        | Panago Assault                     | 12        | 5         | 7        | 0        | 163        | 182        | 10         |
| 2006        | Panago Assault                     | 15        | 6         | 9        | 0        | 148        | 202        | 12         |
| 2007        | Little Caesars Tabor Assault       | 13        | 1         | 12       | 0        | 89         | 214        | 2          |
| 2008        | Little Caesars Tabor Assault       | 12        | 5         | 7        | 0        | 113        | 126        | 10         |
| 2009        | Little Caesars Assault             | 12        | 9         | 3        | 0        | 123        | 103        | 18         |
| 2010        | College Heights Pub Assault        | 12        | 4         | 8        | 0        | 132        | 148        | 8          |
| <b>2011</b> | <b>College Heights Pub Assault</b> | <b>12</b> | <b>10</b> | <b>2</b> | <b>0</b> | <b>160</b> | <b>67</b>  | <b>20</b>  |
| <b>2012</b> | <b>College Heights Pub Assault</b> | <b>15</b> | <b>12</b> | <b>3</b> | <b>0</b> | <b>240</b> | <b>116</b> | <b>24</b>  |
| <b>2013</b> | <b>College Heights Pub Assault</b> | <b>12</b> | <b>9</b>  | <b>3</b> | <b>0</b> | <b>174</b> | <b>118</b> | <b>18</b>  |
| 2014        | Northland Nissan Assault           | 12        | 6         | 6        | 0        | 97         | 119        | 12         |
| 2015        | Northland Nissan Assault           | 12        | 3         | 9        | 0        | 103        | 136        | 6          |
| 2016        | Northland Nissan Assault           | 15        | 5         | 10       | 0        | 109        | 141        | 10         |
| 2017        | Northland Nissan Assault           | 13        | 1         | 12       | 0        | 57         | 135        | 2          |
| 2018        | <i>suspended operations</i>        |           |           |          |          |            |            |            |
| 2019        | Northland Nissan Assault           | 16        | 9         | 7        | 0        | 150        | 151        | 18         |
| 2020        | <i>season cancelled</i>            |           |           |          |          |            |            |            |
| 2021        | <i>season cancelled</i>            |           |           |          |          |            |            |            |
| 2022        | Northland Nissan Assault           | 12        | 3         | 9        | 0        | 88         | 98         | 6          |
| 2023        | Northland Nissan Assault           | 12        | 6         | 6        | 0        | 128        | 124        | 12         |



## PRINCE GEORGE BANDITS

|             |   | <u>GP</u> | <u>W</u>  | <u>L</u> | <u>T</u> | <u>GF</u>  | <u>GA</u>  | <u>PTS</u> |
|-------------|---|-----------|-----------|----------|----------|------------|------------|------------|
| 1991        | Team Four / Minute Muffler                | 10        | 0         | 9        | 1        | 61         | 144        | 1          |
| 1992        | Minute Muffler                            | 12        | 0         | 11       | 1        | 77         | 185        | 1          |
| 1993        | Minute Muffler                            | 12        | 5         | 7        | 0        | 107        | 131        | 10         |
| 1994        | Yellowhead Inn                            | 12        | 5         | 7        | 0        | 87         | 115        | 10         |
| 1995        | Yellowhead Inn                            | 15        | 3         | 9        | 3        | 113        | 144        | 9          |
| 1996        | Yellowhead Inn Red Dogs                   | 15        | 4         | 11       | 0        |            |            | 8          |
| 1997        | Yellowhead Inn Red Dogs                   | 15        | 8         | 7        | 0        | 133        | 158        | 16         |
| 1998        | Ironhorse Pub Bandits                     | 15        | 6         | 9        | 0        | 144        | 176        | 12         |
| 1999        | Ironhorse Pub Bandits                     | 12        | 2         | 10       | 0        |            |            | 4          |
| <b>2000</b> | <b>Excel Transport Bandits</b>            | <b>12</b> | <b>6</b>  | <b>6</b> | <b>0</b> | <b>110</b> | <b>115</b> | <b>12</b>  |
| 2001        | Excel Transport Bandits                   | 15        | 8         | 7        | 0        | 159        | 184        | 16         |
| 2002        | Excel Transport Bandits                   | 15        | 7         | 8        | 0        | 245        | 232        | 14         |
| 2003        | Excel Transport Bandits                   | 15        | 2         | 13       | 0        | 162        | 252        | 4          |
| 2004        | Excel Westwood Bandits                    | 15        | 8         | 7        | 0        | 193        | 186        | 16         |
| 2005        | Westwood Sportsbar Bandits                | 12        | 5         | 7        | 0        | 157        | 161        | 10         |
| <b>2006</b> | <b>Westwood Sportsbar Bandits</b>         | <b>15</b> | <b>13</b> | <b>2</b> | <b>0</b> | <b>137</b> | <b>137</b> | <b>26</b>  |
| 2007        | Westwood Pub Bandits                      | 13        | 7         | 6        | 0        | 195        | 158        | 14         |
| 2008        | BX Pub Bandits                            | 12        | 4         | 8        | 0        | 135        | 157        | 8          |
| 2009        | BX Pub Bandits                            | 12        | 3         | 9        | 0        | 92         | 117        | 6          |
| <b>2010</b> | <b>BX Pub Bandits</b>                     | <b>12</b> | <b>10</b> | <b>2</b> | <b>0</b> | <b>145</b> | <b>96</b>  | <b>20</b>  |
| 2011        | BX Pub Bandits                            | 12        | 9         | 3        | 0        | 140        | 87         | 18         |
| 2012        | BX Pub Bandits                            | 15        | 13        | 2        | 0        | 225        | 130        | 26         |
| 2013        | BX Pub Bandits                            | 12        | 10        | 2        | 0        | 193        | 132        | 20         |
| 2014        | BX Pub Bandits                            | 12        | 5         | 7        | 0        | 109        | 155        | 10         |
| 2015        | BX Pub Bandits                            | 12        | 9         | 3        | 0        | 135        | 109        | 18         |
| <b>2016</b> | <b>BX Pub/Claude's Barbershop Bandits</b> | <b>15</b> | <b>14</b> | <b>1</b> | <b>0</b> | <b>207</b> | <b>94</b>  | <b>28</b>  |
| 2017        | RPR Mechanical/BX Pub Bandits             | 14        | 13        | 1        | 0        | 198        | 87         | 26         |
| 2018        | RPR Mechanical/JR Construction Bandits    | 16        | 14        | 2        | 0        | 205        | 109        | 28         |
| 2019        | RPR Mechanical/JR Construction Bandits    | 16        | 7         | 9        | 0        | 113        | 120        | 14         |
| 2020        | <i>season cancelled</i>                   |           |           |          |          |            |            |            |
| 2021        | <i>season cancelled</i>                   |           |           |          |          |            |            |            |
| 2022        | Beswick Hildebrandt Lund Bandits          | 12        | 10        | 2        | 0        | 166        | 93         | 20         |
| 2023        | Beswick Hildebrandt Lund Bandits          | 11        | 7         | 4        | 0        | 171        | 101        | 14         |

## PRINCE GEORGE DEVILS

|             |                                  | <u>GP</u> | <u>W</u>  | <u>L</u> | <u>T</u> | <u>GF</u>  | <u>GA</u>  | <u>PTS</u> |
|-------------|----------------------------------|-----------|-----------|----------|----------|------------|------------|------------|
| 1991        | Tyers Transport                  | 10        | 6         | 5        | 1        | 123        | 88         | 12         |
| 1992        | Tyers Transport                  | 12        | 4         | 6        | 2        | 119        | 112        | 10         |
| 1993        | Tyers Transport                  | 12        | 5         | 7        | 0        | 102        | 114        | 10         |
| 1994        | Steamers Pub                     | 12        | 2         | 9        | 1        | 90         | 130        | 5          |
| 1995        | Steamers Pub                     | 15        | 4         | 10       | 1        | 133        | 172        | 9          |
| 1996        | Steamers Pub                     | 15        | 5         | 10       | 0        |            |            | 10         |
| 1997        | Steamers Pub                     | 15        | 5         | 10       | 0        | 132        | 127        | 10         |
| <b>1998</b> | <b>Steamers Pub Devils</b>       | <b>15</b> | <b>8</b>  | <b>7</b> | <b>0</b> | <b>145</b> | <b>132</b> | <b>16</b>  |
| 1999        | Steamers Pub Devils              | 12        | 3         | 9        | 0        |            |            | 6          |
| 2000        | Steamers Pub Devils              | 12        | 3         | 9        | 0        | 74         | 119        | 6          |
| 2001        | Steamers Pub Devils              | 15        | 4         | 11       | 0        | 149        | 178        | 8          |
| 2002        | Steamers Pub Devils              | 15        | 3         | 12       | 0        | 182        | 244        | 6          |
| 2003        | Steamers Pub Devils              | 15        | 12        | 3        | 0        | 217        | 208        | 24         |
| <b>2004</b> | <b>Steamers Pub Devils</b>       | <b>15</b> | <b>14</b> | <b>1</b> | <b>0</b> | <b>259</b> | <b>135</b> | <b>28</b>  |
| <b>2005</b> | <b>Steamers Pub Devils</b>       | <b>12</b> | <b>11</b> | <b>1</b> | <b>0</b> | <b>189</b> | <b>117</b> | <b>22</b>  |
| 2006        | Steamers Pub Devils              | 15        | 11        | 4        | 0        | 196        | 132        | 22         |
| <b>2007</b> | <b>Steamers Pub Devils</b>       | <b>10</b> | <b>10</b> | <b>0</b> | <b>0</b> | <b>169</b> | <b>70</b>  | <b>20</b>  |
|             | <b>Shooters Pub Devils</b>       | <b>4</b>  | <b>4</b>  | <b>0</b> | <b>0</b> | <b>74</b>  | <b>38</b>  | <b>8</b>   |
| <b>2008</b> | <b>Shooters Pub Devils</b>       | <b>12</b> | <b>12</b> | <b>0</b> | <b>0</b> | <b>183</b> | <b>85</b>  | <b>24</b>  |
| <b>2009</b> | <b>Shooters Pub Devils</b>       | <b>12</b> | <b>10</b> | <b>2</b> | <b>0</b> | <b>149</b> | <b>80</b>  | <b>20</b>  |
| 2010        | Shooters Pub Devils              | 12        | 9         | 3        | 0        | 163        | 100        | 18         |
| 2011        | Shooters Pub Devils              | 11        | 7         | 4        | 0        | 96         | 129        | 14         |
| 2012        | Shooters Pub Devils              | 15        | 3         | 12       | 0        | 141        | 201        | 6          |
| 2013        | Shooters Pub Devils              | 12        | 4         | 8        | 0        | 139        | 167        | 8          |
| <b>2014</b> | <b>Westwood Pub Devils</b>       | <b>12</b> | <b>12</b> | <b>0</b> | <b>0</b> | <b>205</b> | <b>64</b>  | <b>24</b>  |
| <b>2015</b> | <b>Westwood Pub Devils</b>       | <b>12</b> | <b>12</b> | <b>0</b> | <b>0</b> | <b>203</b> | <b>51</b>  | <b>24</b>  |
| 2016        | Westwood Pub Devils              | 15        | 12        | 3        | 0        | 232        | 108        | 24         |
| <b>2017</b> | <b>Westwood Pub Devils</b>       | <b>15</b> | <b>10</b> | <b>5</b> | <b>0</b> | <b>168</b> | <b>127</b> | <b>20</b>  |
| <b>2018</b> | <b>Westwood Pub Devils</b>       | <b>16</b> | <b>10</b> | <b>6</b> | <b>0</b> | <b>154</b> | <b>126</b> | <b>20</b>  |
| <b>2019</b> | <b>Westwood Pub Devils</b>       | <b>16</b> | <b>15</b> | <b>1</b> | <b>0</b> | <b>189</b> | <b>59</b>  | <b>30</b>  |
| 2020        | <i>season cancelled</i>          |           |           |          |          |            |            |            |
| 2021        | <i>season cancelled</i>          |           |           |          |          |            |            |            |
| <b>2022</b> | <b>Canadian Brewhouse Devils</b> | <b>12</b> | <b>11</b> | <b>1</b> | <b>0</b> | <b>186</b> | <b>66</b>  | <b>22</b>  |
| <b>2023</b> | <b>Scamp Transport Devils</b>    | <b>11</b> | <b>11</b> | <b>0</b> | <b>0</b> | <b>188</b> | <b>57</b>  | <b>22</b>  |

## MACKENZIE LUMBERJACKS

|      |   | <u>GP</u> | <u>W</u> | <u>L</u> | <u>T</u> | <u>GF</u> | <u>GA</u> | <u>PTS</u> |
|------|---|-----------|----------|----------|----------|-----------|-----------|------------|
| 2011 | Mackenzie Lumberjacks                     | 11        | 4        | 7        | 0        | 79        | 101       | 8          |
| 2012 | Mackenzie Lumberjacks                     | 15        | 6        | 9        | 0        | 149       | 159       | 12         |
| 2013 | <i>suspended operations</i>               |           |          |          |          |           |           |            |
| 2014 | <i>suspended operations</i>               |           |          |          |          |           |           |            |
| 2015 | <i>suspended operations</i>               |           |          |          |          |           |           |            |
| 2016 | Mackenzie Lumberjacks                     | 15        | 3        | 12       | 0        | 109       | 211       | 6          |
| 2017 | Mackenzie Lumberjacks                     | 14        | 4        | 10       | 0        | 119       | 179       | 8          |
| 2018 | Mackenzie Omineca Fabricating Lumberjacks | 16        | 5        | 11       | 0        | 130       | 191       | 10         |
| 2019 | Mackenzie Conifex Power Lumberjacks       | 16        | 8        | 8        | 0        | 109       | 142       | 16         |
| 2020 | <i>season cancelled</i>                   |           |          |          |          |           |           |            |
| 2021 | <i>season cancelled</i>                   |           |          |          |          |           |           |            |
| 2022 | Mackenzie Conifex Power Lumberjacks       | 12        | 6        | 6        | 0        | 87        | 124       | 12         |
| 2023 | Mackenzie Conifex Power Lumberjacks       | 12        | 2        | 10       | 0        | 54        | 160       | 4          |

## QUESNEL CROSSFIRE

|      |  | <u>GP</u> | <u>W</u> | <u>L</u> | <u>T</u> | <u>GF</u> | <u>GA</u> | <u>PTS</u> |
|------|--|-----------|----------|----------|----------|-----------|-----------|------------|
| 2012 | Quesnel Crossfire                      | 15        | 2        | 13       | 0        | 98        | 274       | 4          |
| 2013 | Quesnel Crossfire                      | 12        | 4        | 8        | 0        | 114       | 156       | 8          |
| 2014 | Quesnel Cariboo Hotel Crossfire        | 12        | 3        | 9        | 0        | 96        | 127       | 6          |
| 2015 | Quesnel Employment Services Crossfire  | 12        | 5        | 7        | 0        | 86        | 141       | 10         |
| 2016 | Quesnel M Daniels Consulting Crossfire | 15        | 6        | 9        | 0        | 120       | 176       | 12         |
| 2017 | Quesnel M Daniels Consulting Crossfire | 15        | 9        | 6        | 0        | 167       | 162       | 18         |
| 2018 | Quesnel M Daniels Consulting Crossfire | 16        | 8        | 8        | 0        | 134       | 143       | 16         |
| 2019 | Quesnel Summit Electric Crossfire      | 11        | 1        | 10       | 0        | 38        | 127       | 2          |
| 2020 | <i>season cancelled</i>                |           |          |          |          |           |           |            |
| 2021 | <i>season cancelled</i>                |           |          |          |          |           |           |            |
| 2022 | Quesnel Summit Electric Crossfire      | 12        | 0        | 12       | 0        | 39        | 185       | 0          |
| 2023 | Quesnel Crossfire                      | 12        | 3        | 9        | 0        | 62        | 161       | 6          |

## DEFUNCT CLUBS

### Prince George Stylers

|             |  | <u>GP</u> | <u>W</u>  | <u>L</u> | <u>T</u> | <u>GF</u>  | <u>GA</u>  | <u>PTS</u> |
|-------------|--|-----------|-----------|----------|----------|------------|------------|------------|
| 1991        | Cap-Abilities                              | 10        | 3         | 5        | 1        | 80         | 81         | 7          |
| 1992        | Cap-Abilities                              | 12        | 8         | 3        | 1        | 128        | 89         | 17         |
| 1993        | Cap-Abilities                              | 12        | 7         | 4        | 1        | 123        | 113        | 15         |
| 1994        | Cap-Abilities Oldstylers                   | 12        | 7         | 4        | 1        | 127        | 111        | 15         |
| <b>1995</b> | <b>Cap-Abilities Oldstylers</b>            | <b>15</b> | <b>8</b>  | <b>6</b> | <b>1</b> | <b>172</b> | <b>153</b> | <b>17</b>  |
| <b>1996</b> | <b>Cap-Abilities Oldstylers</b>            | <b>15</b> | <b>13</b> | <b>2</b> | <b>0</b> |            |            | <b>26</b>  |
| <b>1997</b> | <b>Cap-Abilities Oldstylers</b>            | <b>15</b> | <b>13</b> | <b>2</b> | <b>0</b> | <b>172</b> | <b>102</b> | <b>26</b>  |
| 1998        | Cap-Abilities Oldstylers                   | 15        | 13        | 2        | 0        | 194        | 118        | 26         |
| <b>1999</b> | <b>Cap-Abilities Oldstylers</b>            | <b>12</b> | <b>9</b>  | <b>3</b> | <b>0</b> |            |            | <b>18</b>  |
| 2000        | Cap-Abilities Oldstylers                   | 12        | 8         | 4        | 0        | 107        | 91         | 16         |
| 2001        | Cap-Abilities Oldstylers                   | 15        | 8         | 7        | 0        | 187        | 159        | 16         |
| <b>2002</b> | <b>Cap-Abilities Oldstylers</b>            | <b>15</b> | <b>13</b> | <b>2</b> | <b>0</b> | <b>207</b> | <b>149</b> | <b>26</b>  |
| 2003        | Cap-Abilities Stylers                      | 15        | 9         | 6        | 0        | 239        | 184        | 18         |
| 2004        | Cap-Abilities Stylers                      | 15        | 4         | 11       | 0        | 177        | 226        | 8          |
| 2005        | Cap-Abilities Stylers                      | 12        | 3         | 9        | 0        | 162        | 165        | 6          |
| 2006        | Cap-Abilities Stylers                      | 15        | 1         | 14       | 0        | 72         | 173        | 2          |
| 2007        | Cap-Abilities Stylers                      | 14        | 6         | 8        | 0        | 158        | 170        | 12         |
| 2008        | Cap-Abilities Stylers                      | 12        | 3         | 9        | 0        | 102        | 165        | 6          |
| 2009        | Westcana/Tabor Sports Bar Stylers          | 12        | 2         | 10       | 0        | 71         | 131        | 4          |
| 2010        | Tabor Sports Pub/Regional Security Stylers | 12        | 1         | 11       | 0        | 88         | 184        | 2          |
| 2011        | Riverstone Pub/Regional Security Stylers   | 12        | 0         | 12       | 0        | 64         | 155        | 0          |
| 2012        | Twisted Cork/Regional Security Stylers     | 15        | 9         | 6        | 0        | 207        | 180        | 18         |
| 2013        | Twisted Cork/Regional Security Stylers     | 12        | 3         | 9        | 0        | 127        | 174        | 6          |
| 2014        | Cowboy Ranch/Regional Security Stylers     | 12        | 4         | 8        | 0        | 126        | 168        | 8          |
| 2015        | Cowboy Ranch Stylers                       | 12        | 1         | 11       | 0        | 98         | 188        | 2          |
| 2016        | Cowboy Ranch Stylers                       | 15        | 5         | 10       | 0        | 153        | 200        | 10         |
| 2017        | CO-OP Petroleum Stylers                    | 15        | 6         | 9        | 0        | 138        | 157        | 12         |
| 2018        | CO-OP Petroleum Stylers                    | 16        | 3         | 13       | 0        | 103        | 157        | 6          |

### Kitimat Alcan Pioneers

|      |                        | <u>GP</u> | <u>W</u> | <u>L</u> | <u>T</u> | <u>GF</u> | <u>GA</u> | <u>PTS</u> |
|------|------------------------|-----------|----------|----------|----------|-----------|-----------|------------|
| 2006 | Kitimat Alcan Pioneers | 12        | 5        | 7        | 0        | 114       | 123       | 10         |
| 2007 | Kitimat Alcan Pioneers | 6         | 2        | 4        | 0        | 62        | 97        | 4          |

### HARRY BALDWIN TROPHY – PRINCE GEORGE COMMERCIAL LEAGUE CHAMPIONS

|      | <u>Champion</u>              | <u>Finalist</u>                        |
|------|------------------------------|--|
| 1959 | Prince George Northern Cable | Prince George Columbus Hotel Athletics |

### PRINCE GEORGE LACROSSE ASSOCIATION CHAMPIONS

|      | <u>Champion</u>             | <u>Finalist</u>                 |
|------|-----------------------------|---------------------------------|
| 1966 | Prince George Merchants     | Prince George Luckies           |
| 1967 | Prince George Tartans       | Prince George Old Stylers       |
| 1968 | Prince George Labatt Blues  | Prince George Molson Oldstylers |
| 1969 | Prince George Columbus Macs | Prince George Inn of the North  |
| 1970 | Prince George Columbus Macs | Prince George Labatt Blues      |

### NORTH CENTRAL LACROSSE ASSOCIATION CHAMPIONS

|      | <u>Champion</u>                 | <u>Finalist</u>                 |
|------|---------------------------------|---------------------------------|
| 1971 | Prince George Inn of the North  | Prince George Molson Oldstylers |
| 1972 | Prince George Molson Oldstylers | Prince George Labatt Blues      |
| 1973 | Prince George Molson Oldstylers | Prince George Labatt Blues      |
| 1974 | Prince George Molson Oldstylers | Prince George Canada Hotel      |
| 1975 | Prince George Canada Hotel      | Prince George Molson Oldstylers |
| 1976 | Prince George Molson Oldstylers | Prince George Canada Hotel      |
| 1977 | Prince George Canada Hotel      | Prince George Molson Oldstylers |
| 1978 | Pay & Save Building Supplies    | Prince George Blues             |
| 1979 | Pay & Save Building Supplies    | Pine Valley Golf Divots         |

### DALE ROLUFS MEMORIAL TROPHY – PRINCE GEORGE SENIOR CHAMPIONS

|      | <u>Champion</u>                    | <u>Finalist</u>             |
|------|------------------------------------|-----------------------------|
| 1991 | First Litre Pub Thunder            | Cap-Abilities               |
| 1992 | First Litre Pub Thunder            | Tyers Transport             |
| 1993 | First Litre Pub Thunder            | Cap-Abilities               |
| 1994 | First Litre Pub Thunder            | Yellowhead Inn              |
| 1995 | Cap-Abilities Oldstylers           | First Litre Pub Thunder     |
| 1996 | Cap-Abilities Oldstylers           | First Litre Pub Thunder     |
| 1997 | Cap-Abilities Oldstylers           | Steamers Pub                |
| 1998 | Steamers Pub Devils                | Cap-Abilities Oldstylers    |
| 1999 | Cap-Abilities Oldstylers           | Art Knapps Celtics          |
| 2000 | Excel Transport Bandits            | Cap-Abilities Oldstylers    |
| 2001 | Art Knapps Assault                 | Excel Transport Bandits     |
| 2002 | Cap-Abilities Oldstylers           | Excel Transport Bandits     |
| 2003 | Skeetos Pub Assault                | Excel Transport Bandits     |
| 2004 | Steamers Pub Devils                | Panago Assault              |
| 2005 | Steamers Pub Devils                | Panago Assault              |
| 2006 | Westwood Sportsbar Bandits         | Steamers Pub Devils         |
| 2007 | Shooters Pub Devils                | Westwood Pub Bandits        |
| 2008 | Shooters Pub Devils                | BX Pub Bandits              |
| 2009 | Shooters Pub Devils                | Little Caesars Assault      |
| 2010 | BX Pub Bandits                     | College Heights Pub Assault |
| 2011 | College Heights Pub Assault        | BX Pub Bandits              |
| 2012 | College Heights Pub Assault        | BX Pub Bandits              |
| 2013 | College Heights Pub Assault        | Shooters Pub Devils         |
| 2014 | Westwood Pub Devils                | Northland Nissan Assault    |
| 2015 | Westwood Pub Devils                | BX Pub Bandits              |
| 2016 | BX Pub/Claude's Barbershop Bandits | Westwood Pub Devils         |
| 2017 | Westwood Pub Devils                | Mechanical/BX Pub Bandits   |

|      |                                  |  |
|------|----------------------------------|--|
| 2018 | <b>Westwood Pub Devils</b>       | RPR Mechanical/JR Construction Bandits |
| 2019 | <b>Westwood Pub Devils</b>       | Northland Nissan Assault               |
| 2020 | <i>no decision</i>               |  |
| 2021 | <i>no decision</i>               |  |
| 2022 | <b>Canadian Brewhouse Devils</b> | BHL Bandits                            |
| 2023 | <b>Scamp Transport Devils</b>    | BHL Bandits                            |

**BRITISH COLUMBIA SENIOR 'C' PROVINCIAL CHAMPIONS**

|      | <u>Champion</u>                    | <u>Finalist</u>             |
|------|------------------------------------|-----------------------------|
| 1970 | <b>Prince George Columbus Macs</b> | Nanaimo Native Sons         |
| 1971 | <b>Prince George Old Stylers</b>   | Nanaimo Native Sons         |
| 1972 | <b>Vernon Esso Blues</b>           | Victoria London Boxing Club |
| 1973 | <b>Nanaimo City</b>                | Vernon Blues                |
| 1974 | <b>Victoria London Boxing Club</b> | North Shore Indians         |
| 1975 | <b>Parksville</b>                  | North Shore Indians         |
| 1976 | <b>Nanaimo Midnight Auto Sales</b> | North Shore Indians         |
| 1977 | <b>Port Alberni Tyees</b>          | Nanaimo Midnight Auto Sales |

**FRED DOIG TROPHY – BRITISH COLUMBIA SENIOR 'C' PROVINCIAL CHAMPIONS**

|      | <u>Champion</u>                         | <u>Finalist / Silver Medal</u> |
|------|---|--------------------------------|
| 2003 | <b>Prince George Assault</b>            | Cowichan River Rats            |
| 2004 | <b>Port Moody Express</b>               | Prince George Devils           |
| 2005 | <b>Prince George Devils</b>             | PoCoMo Express                 |
| 2006 | <b>Port Moody Express</b>               | Kelowna Raiders                |
| 2007 | <b>Kelowna Raiders</b>                  | Port Moody Express             |
| 2008 | <b>Kelowna Raiders</b>                  | Port Moody Express             |
| 2009 | <b>Port Moody Express</b>               | Armstrong Shamrocks            |
| 2010 | <i>Senior 'C' Provincials cancelled</i> |                                |
| 2011 | <b>Port Moody Express</b>               | Coquitlam Cobras               |
| 2012 | <b>Port Moody Express</b>               | Ladner Pioneers                |
| 2013 | <b>Port Moody Express</b>               | Ladner Pioneers                |
| 2014 | <b>Prince George Devils</b>             | Port Moody Express             |
| 2015 | <b>Port Moody Express*</b>              | Armstrong Shamrocks            |
| 2016 | <b>Port Moody Express</b>               | Richmond Roadrunners           |
| 2017 | <b>Port Moody Express</b>               | Mission Cedar Kings            |
| 2018 | <b>Port Coquitlam Hitmen</b>            | Port Moody Express             |
| 2019 | <b>Port Coquitlam Hitmen</b>            | Northland Nissan Assault       |
| 2020 | <i>no decision</i>                      |                                |
| 2021 | <i>no decision</i>                      |                                |
| 2022 | <b>Port Coquitlam Hitmen</b>            | Kelowna Raiders                |
| 2023 | <b>Kelowna Raiders</b>                  | Port Coquitlam Hitmen          |

\*NOTE: Ridge Attack defeated Port Moody Express in the tournament final – however Port Moody Express were awarded the provincial title after Ridge Attack were ruled to have used an ineligible player.

#### PRINCE GEORGE SENIOR SPORTSMAN TOURNAMENT

|      | <u>Champion</u>                | <u>Finalist</u> |
|------|--------------------------------|-----------------|
| 1991 | <b>First Litre Pub Thunder</b> | Kitimat         |
| 1992 | <b>Tyers Transport</b>         | Kitimat Bushmen |

#### PACIFIC DRAFT SENIOR 'B' LACROSSE TOURNAMENT

|      | <u>Champion</u>        | <u>Finalist</u>                        |
|------|------------------------|--|
| 1993 | <b>Edmonton Miners</b> | First Litre Pub Thunder-Minute Muffler |

#### RIO TINTO ALCAN CUP CHAMPIONS – SENIOR 'C' INVITATIONAL TOURNAMENT

|      | <u>Champion</u>                          | <u>Finalist</u>                   |
|------|--|-----------------------------------|
| 1999 | <b>Ladner Pioneers</b>                   | Calgary Mountaineers              |
| 2000 | <b>Calgary Mountaineers</b>              | Surrey Rebels                     |
| 2001 | <b>Surrey Rebels</b>                     | Prince George Art Knapp's Assault |
| 2002 | <b>Surrey Rebels</b>                     | Vernon Royals                     |
| 2003 | <b>Victoria Jokers</b>                   | Prince George Steamers Pub Devils |
| 2004 | <b>Prince George Steamers Pub Devils</b> | Port Moody Express                |
| 2005 | <b>Prince George Steamers Pub Devils</b> | Abbotsford Attack                 |
| 2006 | <b>Port Moody Express</b>                | Prince George Steamers Pub Devils |
| 2007 | <b>North Shore Indians</b>               | Vancouver Burrards                |
| 2008 | <b>Prince George Shooters Pub Devils</b> | Prince George BX Pub Bandits      |
| 2009 | <b>Vancouver Burrards</b>                | Prince George Shooters Pub Devils |
| 2010 | <b>Prince George BX Pub Bandits</b>      | Prince George Shooters Pub Devils |

#### TREASURE COVE CUP SENIOR 'C' LACROSSE TOURNAMENT

|      | <u>Champion</u>                          | <u>Finalist</u>    |
|------|--|--------------------|
| 2011 | <b>Port Moody Express</b>                | Coquitlam Cobras   |
| 2014 | <b>Prince George Westwood Pub Devils</b> | Port Moody Express |
| 2017 | <b>Port Moody Express</b>                | Ladner Pioneers    |

#### DAVE BANNISTER MEMORIAL SENIOR 'C' LACROSSE TOURNAMENT

|      | <u>Champion</u>           | <u>Finalist</u>      |
|------|---------------------------|----------------------|
| 2012 | <b>Port Moody Express</b> | Red Deer Silverbacks |
| 2013 | <b>Port Moody Express</b> | Ladner Pioneers      |

#### WESTERN CANADA SENIOR 'C' INVITATIONAL LACROSSE CHAMPIONSHIP

|      | <u>Champion</u>           | <u>Finalist</u>      |
|------|---------------------------|----------------------|
| 2015 | <b>Ridge Attack</b>       | Port Moody Express   |
| 2016 | <b>Port Moody Express</b> | Richmond Roadrunners |
| 2018 | <b>Ladner Pioneers</b>    | Airdrie Mohawks      |

#### GLEN 'MOOSE' SCOTT / TREASURE COVE CUP SENIOR 'C' LACROSSE TOURNAMENT

|      | <u>Champion</u>              | <u>Finalist</u>          |
|------|------------------------------|--------------------------|
| 2019 | <b>Port Coquitlam Hitmen</b> | Northland Nissan Assault |
| 2020 | <i>no decision</i>           |                          |
| 2021 | <i>no decision</i>           |                          |
| 2022 | <b>Port Coquitlam Hitmen</b> | Kelowna Raiders          |
| 2023 | <b>Kelowna Raiders</b>       | Port Coquitlam Hitmen    |

## **BRITISH COLUMBIA SENIOR 'C' LACROSSE**

**1970-1977**

### **1970 BRITISH COLUMBIA SENIOR 'C' LACROSSE**

#### **INTERIOR SENIOR 'C' PLAYOFFS**

Prince George Columbus Macs defeated Armstrong Shamrocks 2 games to 0 (15-13, 17-9)

#### **PACIFIC COAST SENIOR 'C' PLAYOFFS**

Nanaimo Native Sons defeated Chilliwack Mustangs in two-game, total goals series 28-12 (17-8, 11-4)

#### **SENIOR 'C' PROVINCIALS**

Prince George Columbus Macs defeated Nanaimo Native Sons 2 games to 0 (13-1, 19-6)

### **1971 BRITISH COLUMBIA SENIOR 'C' LACROSSE**

#### **VANCOUVER ISLAND PLAYOFFS**

Nanaimo Native Sons defeated Duncan Braves 23-7

Chemainus Cowboys defeated Ladysmith Travellers

#### **MID-ISLAND PLAYOFFS**

Nanaimo Native Sons defeated Chemainus Cowboys 2 games to 0 (22-10, 20-7)

#### **ISLAND FINALS**

Nanaimo Native Sons defeated Port Alberni Tyees 3 games to 0 (25-17, 13-8, 14-13)

#### **INTERIOR FINALS**

Prince George Old Stylers defeated Armstrong Shamrocks 2 games to 0 (21-16, 25-13)

#### **SENIOR 'C' PROVINCIALS**

Prince George Old Stylers defeated Nanaimo Native Sons 2 games to 1 (18-12, 11-15, 21-14)

### **1972 BRITISH COLUMBIA SENIOR 'C' LACROSSE**

#### **PACIFIC COAST SENIOR 'C' PLAYOFFS**

Victoria London Boxing Club defeated North Shore Indians in two-game, total-goals series 40-17 (18-8, 22-9)

#### **SENIOR 'C' PROVINCIALS**

Vernon Esso Blues defeated Victoria London Boxing Club 2 games to 1 (5-8, 10-6, 8-7)

### **1973 BRITISH COLUMBIA SENIOR 'C' LACROSSE**

#### **SENIOR 'C' PROVINCIALS**

Nanaimo City defeated Vernon Blues 2 games to 0 (9-8, 13-9)

### **1974 BRITISH COLUMBIA SENIOR 'C' LACROSSE**

#### **ISLAND SENIOR 'C' PLAYOFF**

Victoria London Boxing Club defeated Nanaimo Native Sons 27-9

#### **SENIOR 'C' PROVINCIALS**

Victoria London Boxing Club defeated North Shore Indians 23-7

### **1975 BRITISH COLUMBIA SENIOR 'C' LACROSSE**

#### **ISLAND SENIOR 'C' PLAYOFFS**

Parksville defeated Port Alberni Tyees 2 games to 0 (13-8, 13-11)

#### **SENIOR 'C' PROVINCIALS**

Parksville defeated North Shore Indians 2 games to 1 (12-9, 12-18, 14-10)

### **1976 BRITISH COLUMBIA SENIOR 'C' LACROSSE**

#### **SENIOR 'C' PROVINCIALS**

Nanaimo Midnight Sales defeated North Shore Indians 2 games to 1 (18-20, 12-7, 19-8)

**1977 BRITISH COLUMBIA SENIOR 'C' LACROSSE**

**ISLAND SENIOR 'C' SEMI-FINALS**

Port Alberni Tyees defeated Duncan Cowboys 2 games to 0 (12-5, 10-8)

**SENIOR 'C' PROVINCIALS**

Port Alberni Tyees defeated Nanaimo Midnight Auto Sales 3 games to 1 (16-11, 10-3, 7-11, 13-12)



## GRAUER CUP – BRITISH COLUMBIA WOMEN'S LACROSSE 1927-1940

### 1927 GRAUER CUP

Vancouver Ladies\*  
 Richmond Milkmaids

*First competitive women's lacrosse game played in British Columbia Lower Mainland on May 24, 1927*

### 1928 GREATER VANCOUVER WOMEN'S LACROSSE LEAGUE

|                    | <u>GP</u> | <u>W</u> | <u>L</u> | <u>T</u> | <u>GF</u> | <u>GA</u> | <u>PTS</u> |
|--------------------|-----------|----------|----------|----------|-----------|-----------|------------|
| Vancouver Pirates* |           |          |          |          |           |           |            |
| Richmond Milkmaids |           |          |          |          |           |           |            |

### 1929 GREATER VANCOUVER WOMEN'S LACROSSE LEAGUE

|                    | <u>GP</u> | <u>W</u> | <u>L</u> | <u>T</u> | <u>GF</u> | <u>GA</u> | <u>PTS</u> |
|--------------------|-----------|----------|----------|----------|-----------|-----------|------------|
| Richmond Milkmaids |           |          |          |          |           |           |            |
| Vancouver Pirates* |           |          |          |          |           |           |            |
| New Westminster    |           |          |          |          |           |           |            |

Midget All-Stars defeated Women All-Stars in three-game series (2-0, 2-2, 3-2)

### 1930 GREATER VANCOUVER WOMEN'S LACROSSE LEAGUE

|                               | <u>GP</u> | <u>W</u> | <u>L</u> | <u>T</u> | <u>GF</u> | <u>GA</u> | <u>PTS</u> |
|-------------------------------|-----------|----------|----------|----------|-----------|-----------|------------|
| Vancouver Pirates*            | 14        | 13       | 0        | 1        |           |           | 27         |
| South Burnaby Cougars         | 14        | 7        | 5        | 2        |           |           | 16         |
| Richmond Milkmaids            | 13        | 7        | 5        | 1        |           |           | 15         |
| New Westminster Salmonbellies | 13        | 5        | 4        | 4        |           |           | 14         |
| Templeton Ward Four Iroquois  | 14        | 3        | 9        | 2        |           |           | 8          |
| North Burnaby Tigers          | 14        | 1        | 13       | 0        |           |           | 2          |

*Final match of the season was unreported*

### 1931 GREATER VANCOUVER WOMEN'S LACROSSE LEAGUE

|                               | <u>GP</u> | <u>W</u> | <u>L</u> | <u>T</u> | <u>GF</u> | <u>GA</u> | <u>PTS</u> |
|-------------------------------|-----------|----------|----------|----------|-----------|-----------|------------|
| Vancouver Pirates*            | 10        | 10       | 0        | 0        | 59        | 6         | 20         |
| Richmond Milkmaids            | 10        | 7        | 2        | 1        | 39        | 23        | 15         |
| New Westminster Salmonbellies | 10        | 3        | 4        | 3        | 24        | 27        | 9          |
| South Burnaby Cougars         | 10        | 3        | 5        | 2        | 16        | 24        | 8          |
| Templeton Ward Four Iroquois  | 10        | 2        | 7        | 1        | 8         | 27        | 5          |
| North Burnaby Tigers          | 10        | 1        | 8        | 1        | 6         | 45        | 3          |

#### PLAYOFFS

Richmond Milkmaids defeated New Westminster Salmonbellies in two-game, total-goals series (12-3, defaulted)

Vancouver Pirates defeated Richmond Milkmaids 3 games to 0 (3-3, 4-1, 3-2)

### 1932 GREATER VANCOUVER WOMEN'S LACROSSE LEAGUE

|                              | <u>GP</u> | <u>W</u> | <u>L</u> | <u>T</u> | <u>GF</u> | <u>GA</u> | <u>PTS</u> |
|------------------------------|-----------|----------|----------|----------|-----------|-----------|------------|
| Richmond Milkmaids*          | 12        | 12       | 0        | 0        | 66        | 10        | 24         |
| Burnaby Cougars              | 12        | 6        | 3        | 3        | 28        | 18        | 15         |
| Vancouver Pirates            | 12        | 5        | 5        | 2        | 30        | 29        | 12         |
| Templeton Ward Four Iroquois | 12        | 4        | 7        | 1        | 30        | 28        | 9          |
| North Burnaby Tigers         | 12        | 0        | 12       | 0        | 6         | 75        | 0          |

#### PLAYOFFS

Burnaby Cougars defeated Vancouver Pirates in two-game, total-goals series 5-2 (2-1, 3-1)

Richmond Milkmaids defeated Burnaby Cougars (3-2, 4-1)

**1933 WOMEN'S LACROSSE LEAGUE**

|                              | <u>GP</u> | <u>W</u> | <u>L</u> | <u>T</u> | <u>GF</u> | <u>GA</u> | <u>PTS</u> |
|------------------------------|-----------|----------|----------|----------|-----------|-----------|------------|
| Richmond Milkmaids*          |           |          |          |          |           |           |            |
| Burnaby Cougars              |           |          |          |          |           |           |            |
| Vancouver Pirates            |           |          |          |          |           |           |            |
| Templeton Ward Four Iroquois |           |          |          |          |           |           |            |

**PLAYOFFS**

Vancouver Pirates defeated Burnaby Cougars in two-game, total-goals series 5-3 (1-1, 4-2)

Richmond Milkmaids defeated Vancouver Pirates 2 games to 0 (6-2, 3-0)

**1934 WOMEN'S LACROSSE LEAGUE**

|                              | <u>GP</u> | <u>W</u> | <u>L</u> | <u>T</u> | <u>GF</u> | <u>GA</u> | <u>PTS</u> |
|------------------------------|-----------|----------|----------|----------|-----------|-----------|------------|
| Vancouver Abbotsford Hotel   |           |          |          |          |           |           |            |
| Burnaby Cougars*             |           |          |          |          |           |           |            |
| Vancouver Pirates            |           |          |          |          |           |           |            |
| Templeton Ward Four Iroquois |           |          |          |          |           |           |            |

**PLAYOFFS**

Burnaby Cougars defeated Vancouver Pirates in two-game, total-goals series 4-1 (3-1, 1-0)

Burnaby Cougars defeated Abbotsford Hotel 2 games to 1 (3-1, 1-2, 4-1)

**1935 WOMEN'S LACROSSE LEAGUE**

|                    | <u>GP</u> | <u>W</u> | <u>L</u> | <u>T</u> | <u>GF</u> | <u>GA</u> | <u>PTS</u> |
|--------------------|-----------|----------|----------|----------|-----------|-----------|------------|
| Burnaby Cougars    |           |          |          |          |           |           |            |
| Vancouver Pirates  |           |          |          |          |           |           |            |
| Vancouver Buddies* |           |          |          |          |           |           |            |

**PLAYOFFS**

Vancouver Buddies defeated Vancouver Pirates in two-game, total-goals series 7-2 (6-1, 1-1)

Vancouver Buddies defeated Burnaby Cougars 2 games to 0 (3-2, 3-1)

**1936 BRITISH COLUMBIA GIRL'S LACROSSE ASSOCIATION**

|                    | <u>GP</u> | <u>W</u> | <u>L</u> | <u>T</u> | <u>GF</u> | <u>GA</u> | <u>PTS</u> |
|--------------------|-----------|----------|----------|----------|-----------|-----------|------------|
| Vancouver Buddies* | 12        | 12       | 0        | 0        | 108       | 16        | 24         |
| Vancouver Pirates  | 12        | 7        | 4        | 1        | 35        | 23        | 15         |
| Burnaby Cougars    | 12        | 4        | 7        | 1        | 36        | 26        | 9          |
| Renfrew Rustlers   | 12        | 0        | 12       | 0        | 10        | 124       | 0          |

**PLAYOFFS**

Burnaby Cougars defeated Vancouver Pirates in two-game, total-goals series 4-2 (4-1, 0-1)

Vancouver Buddies defeated Burnaby Cougars 2 games to 0 (3-1, 3-1)

**1937 BRITISH COLUMBIA GIRL'S LACROSSE ASSOCIATION**

|                         | <u>GP</u> | <u>W</u> | <u>L</u> | <u>T</u> | <u>GF</u> | <u>GA</u> | <u>PTS</u> |
|-------------------------|-----------|----------|----------|----------|-----------|-----------|------------|
| Richmond Buddies*       |           |          |          |          |           |           |            |
| New Westminster Cougars |           |          |          |          |           |           |            |
| Vancouver Pirates       |           |          |          |          |           |           |            |

**PLAYOFFS**

New Westminster Cougars defeated Vancouver Pirates in two-game, total-goals series 4-1 (2-0, 2-1)

Richmond Buddies defeated New Westminster Cougars 2 games to 1 (3-0, 0-6, 3-2)

**1938 BRITISH COLUMBIA WOMEN'S (BOX) LACROSSE LEAGUE**

|   | <u>GP</u> | <u>W</u> | <u>L</u> | <u>T</u> | <u>GF</u> | <u>GA</u> | <u>PTS</u> |
|---|-----------|----------|----------|----------|-----------|-----------|------------|
| Richmond Buddies*                           |           |          |          |          |           |           |            |
| Vancouver Pirates                           |           |          |          |          |           |           |            |
| Burnaby Cougars                             |           |          |          |          |           |           |            |
| Hastings East Forst's Bluebells / Canadians |           |          |          |          |           |           |            |

**PLAYOFFS**

Burnaby Cougars defeated Vancouver Pirates 7-2

Burnaby Cougars defeated Hastings Canadians in two-game, total-goals series 10-8 (6-4, 4-4)

Richmond Buddies defeated Burnaby Cougars 2 games to 0 (8-0, 5-4)

**1939 WOMEN'S (BOX) LACROSSE LEAGUE**

|                        | <u>GP</u> | <u>W</u> | <u>L</u> | <u>T</u> | <u>GF</u> | <u>GA</u> | <u>PTS</u> |
|------------------------|-----------|----------|----------|----------|-----------|-----------|------------|
| Richmond Buddies       | 13        | 11       | 2        | 0        | 137       | 54        | 22         |
| Vancouver Pirates*     | 13        | 8        | 5        | 0        | 72        | 51        | 16         |
| Mount Pleasant Dynamos | 12        | 0        | 12       | 0        | 40        | 134       | 0          |
| Burnaby Cougars        | 2         | 1        | 1        | 0        | 7         | 17        | 2          |

*Burnaby Cougars folded in mid-season on June 20, 1939*

**PLAYOFFS**

Vancouver Pirates defeated Richmond Buddies 2 games to 1 (1-4, 10-8, 9-7)

**1940 WOMEN'S (BOX) LACROSSE LEAGUE**

|                   | <u>GP</u> | <u>W</u> | <u>L</u> | <u>T</u> | <u>GF</u> | <u>GA</u> | <u>PTS</u> |
|-------------------|-----------|----------|----------|----------|-----------|-----------|------------|
| Vancouver Pirates |           |          |          |          |           |           |            |
| Richmond Buddies* |           |          |          |          |           |           |            |
| Mount Pleasant    |           |          |          |          |           |           |            |

**PLAYOFFS**

Richmond Buddies defeated Mount Pleasant in two-game, total-goals series 23-9 (13-5, 10-4)

Richmond Buddies defeated Vancouver Pirates 2 games to 1 (9-8, 1-3\*, 8-5)

*\*game called due to fog*

**1941**

*Annual General Meeting held May 9, 1941 however no league organised*

**RUDY GRAUER CUP – BRITISH COLUMBIA WOMEN'S CHAMPIONS**

|      | <u>Champion</u>           | <u>Finalist</u>            |
|------|---------------------------|----------------------------|
| 1927 | <b>Vancouver Pirates</b>  | Richmond Milkmaids         |
| 1928 | <b>Vancouver Pirates</b>  | Richmond Milkmaids         |
| 1929 | <b>Vancouver Pirates</b>  | <i>none</i>                |
| 1930 | <b>Vancouver Pirates</b>  | <i>none</i>                |
| 1931 | <b>Vancouver Pirates</b>  | Richmond Milkmaids         |
| 1932 | <b>Richmond Milkmaids</b> | Burnaby Cougars            |
| 1933 | <b>Richmond Milkmaids</b> | Vancouver Pirates          |
| 1934 | <b>Burnaby Cougars</b>    | Vancouver Abbotsford Hotel |
| 1935 | <b>Vancouver Buddies</b>  | Burnaby Cougars            |
| 1936 | <b>Vancouver Buddies</b>  | Burnaby Cougars            |
| 1937 | <b>Richmond Buddies</b>   | New Westminster Cougars    |
| 1938 | <b>Richmond Buddies</b>   | Burnaby Cougars            |
| 1939 | <b>Vancouver Pirates</b>  | Richmond Buddies           |
| 1940 | <b>Richmond Buddies</b>   | Vancouver Pirates          |

## THOMPSON-OKANAGAN JUNIOR 'B' LACROSSE LEAGUE 2000-2017

|           |                       |  |
|-----------|-----------------------|--|
| 2000-2011 | Kamloops Rattlers     | <i>folded</i>                                  |
| 2000-2005 | Kelowna Braves        | <i>merged with Dragons; renamed Warriors</i>   |
| 2000-2005 | Kelowna Dragons       | <i>merged with Braves; renamed Warriors</i>    |
| 2000-2002 | North Okanagan Tigers | <i>renamed Vernon Tigers</i>                   |
| 2000-2010 | Rutland Raiders       | <i>merged with Kelowna Warriors</i>            |
| 2000-2017 | South Okanagan Flames | <i>joined British Columbia Junior B Tier 1</i> |
| 2003-2017 | Armstrong Shamrocks   | <i>joined British Columbia Junior B Tier 1</i> |
| 2003-2017 | Vernon Tigers         | <i>joined British Columbia Junior B Tier 1</i> |
| 2006-2010 | Kelowna Warriors      | <i>merged with Rutland Raiders</i>             |
| 2008-2017 | Kamloops Venom        | <i>joined British Columbia Junior B Tier 1</i> |
| 2011-2017 | Kelowna Raiders       | <i>folded</i>                                  |

### 2000 THOMPSON-OKANAGAN JUNIOR 'B' LACROSSE LEAGUE

|                       | <u>GP</u> | <u>W</u> | <u>L</u> | <u>T</u> | <u>GF</u> | <u>GA</u> | <u>PTS</u> |
|-----------------------|-----------|----------|----------|----------|-----------|-----------|------------|
| North Okanagan Tigers | 14        | 12       | 2        | 0        | 172       | 102       | 24         |
| Kelowna Braves        | 14        | 7        | 6        | 1        | 136       | 118       | 15         |
| Kelowna Dragons       | 15        | 6        | 7        | 2        | 127       | 126       | 14         |
| Rutland Raiders*      | 15        | 6        | 8        | 1        | 152       | 153       | 13         |
| Kamloops Rattlers     | 15        | 6        | 8        | 1        | 110       | 126       | 13         |
| South Okanagan Flames | 15        | 2        | 12       | 1        | 74        | 146       | 5          |

*Rutland Raiders lost points due to ineligible player*

### 2001 THOMPSON-OKANAGAN JUNIOR 'B' LACROSSE LEAGUE

|                       | <u>GP</u> | <u>W</u> | <u>L</u> | <u>T</u> | <u>GF</u> | <u>GA</u> | <u>PTS</u> |
|-----------------------|-----------|----------|----------|----------|-----------|-----------|------------|
| Rutland Raiders*      | 15        | 12       | 1        | 2        | 175       | 116       | 26         |
| Kamloops Rattlers     | 15        | 8        | 5        | 2        | 152       | 121       | 18         |
| North Okanagan Tigers | 15        | 8        | 6        | 1        | 137       | 112       | 17         |
| Kelowna Braves        | 15        | 7        | 5        | 3        | 141       | 123       | 17         |
| Kelowna Dragons       | 15        | 4        | 9        | 2        | 132       | 170       | 10         |
| South Okanagan Flames | 15        | 1        | 14       | 0        | 51        | 148       | 2          |

*South Okanagan Flames defaulted three games*

#### PLAYOFFS

Rutland Raiders defeated Kelowna Braves 2 games to 0

North Okanagan Tigers defeated Kamloops Rattlers 2 games to 0

Rutland Raiders defeated North Okanagan Tigers 3 games to 2

### 2002 THOMPSON-OKANAGAN JUNIOR 'B' LACROSSE LEAGUE

|                        | <u>GP</u> | <u>W</u> | <u>L</u> | <u>T</u> | <u>GF</u> | <u>GA</u> | <u>PTS</u> |
|------------------------|-----------|----------|----------|----------|-----------|-----------|------------|
| Prince George Posse    | 18        | 18       | 0        | 0        |           |           | 36         |
| North Okanagan Tigers* | 18        | 15       | 3        | 0        |           |           | 30         |
| Rutland Raiders        | 18        | 11       | 7        | 0        |           |           | 22         |
| Kelowna Dragons        | 18        | 8        | 9        | 1        |           |           | 17         |
| Kamloops Rattlers      | 18        | 5        | 11       | 2        |           |           | 12         |
| Kelowna Braves         | 18        | 3        | 14       | 1        |           |           | 7          |
| South Okanagan Flames  | 18        | 1        | 17       | 0        |           |           | 2          |

*Prince George Posse played exhibition schedule*

#### PLAYOFFS

North Okanagan Tigers defeated Kamloops Rattlers 2 games to 0

Kelowna Dragons defeated Rutland Raiders 2 games to 0

North Okanagan Tigers defeated Kelowna Dragons 3 games to 0

### 2003 THOMPSON-OKANAGAN JUNIOR 'B' LACROSSE LEAGUE

|                       | <u>GP</u> | <u>W</u> | <u>L</u> | <u>T</u> | <u>GF</u> | <u>GA</u> | <u>PTS</u> |
|-----------------------|-----------|----------|----------|----------|-----------|-----------|------------|
| Vernon Tigers*        | 18        | 16       | 2        | 0        | 262       | 149       | 36         |
| Kelowna Dragons       | 18        | 12       | 4        | 2        | 277       | 177       | 27         |
| Rutland Raiders       | 18        | 11       | 6        | 1        | 232       | 184       | 23         |
| Kamloops Rattlers     | 18        | 6        | 11       | 1        | 180       | 243       | 15         |
| Armstrong Shamrocks   | 18        | 5        | 12       | 1        | 191       | 274       | 15         |
| South Okanagan Flames | 18        | 1        | 16       | 1        | 136       | 280       | 6          |
| Kelowna Braves        | 18        | 9        | 9        | 0        | 257       | 228       | 4          |

*South Okanagan Flames deducted 1 point for tie forfeit due to ineligible player  
Kelowna Braves deducted 7 wins forfeit (and redistributed) due to ineligible player*

#### PLAYOFFS

Vernon Tigers defeated Kamloops Rattlers 2 games to 0 (13-4, 14-8)  
Kelowna Dragons defeated Rutland Raiders 2 games to 1 (7-8, 12-10, 12-8)  
Vernon Tigers defeated Kelowna Dragons 3 games to 0 (11-4, 21-7, 14-6)

### 2004 THOMPSON-OKANAGAN JUNIOR 'B' LACROSSE LEAGUE

|                       | <u>GP</u> | <u>W</u> | <u>L</u> | <u>T</u> | <u>GF</u> | <u>GA</u> | <u>PTS</u> |
|-----------------------|-----------|----------|----------|----------|-----------|-----------|------------|
| Rutland Raiders       | 18        | 15       | 2        | 1        | 283       | 197       | 31         |
| Vernon Tigers         | 18        | 14       | 3        | 1        | 251       | 157       | 29         |
| Kamloops Rattlers*    | 18        | 13       | 5        | 0        | 228       | 153       | 26         |
| Kelowna Dragons       | 18        | 9        | 8        | 1        | 243       | 194       | 19         |
| Kelowna Braves        | 18        | 4        | 14       | 0        | 170       | 264       | 8          |
| Armstrong Shamrocks   | 18        | 3        | 14       | 1        | 165       | 252       | 7          |
| South Okanagan Flames | 18        | 2        | 14       | 2        | 141       | 264       | 6          |

#### PLAYOFFS

Rutland Raiders defeated Kelowna Dragons 2 games to 0 (12-11, 18-4)  
Kamloops Rattlers defeated Vernon Tigers 2 games to 1 (11-8, 3-6, 11-8)  
Kamloops Rattlers defeated Rutland Raiders 3 games to 2 (11-8, 10-8, 9-10, 15-18, 12-6)

### 2005 THOMPSON-OKANAGAN JUNIOR 'B' LACROSSE LEAGUE

|                       | <u>GP</u> | <u>W</u> | <u>L</u> | <u>T</u> | <u>GF</u> | <u>GA</u> | <u>PTS</u> |
|-----------------------|-----------|----------|----------|----------|-----------|-----------|------------|
| Kamloops Rattlers*    | 18        | 15       | 2        | 1        | 294       | 147       | 31         |
| Rutland Raiders       | 18        | 14       | 4        | 0        | 261       | 190       | 28         |
| Vernon Tigers         | 18        | 10       | 7        | 1        | 211       | 197       | 21         |
| South Okanagan Flames | 18        | 8        | 10       | 0        | 187       | 228       | 16         |
| Kelowna Dragons       | 18        | 6        | 10       | 2        | 186       | 221       | 14         |
| Armstrong Shamrocks   | 18        | 6        | 11       | 1        | 208       | 208       | 13         |
| Kelowna Braves        | 18        | 1        | 16       | 1        | 129       | 285       | 3          |

#### PLAYOFFS

Kamloops Rattlers defeated South Okanagan Flames 2 games to 0 (18-4, 20-8)  
Rutland Raiders defeated Vernon Tigers 2 games to 0 (12-10, 20-10)  
Kamloops Rattlers defeated Rutland Raiders 3 games to (13-5, 16-6, 18-7)

### 2006 THOMPSON-OKANAGAN JUNIOR 'B' LACROSSE LEAGUE

|                       | <u>GP</u> | <u>W</u> | <u>L</u> | <u>T</u> | <u>GF</u> | <u>GA</u> | <u>PTS</u> |
|-----------------------|-----------|----------|----------|----------|-----------|-----------|------------|
| Kamloops Rattlers*    | 15        | 13       | 1        | 1        | 190       | 99        | 27         |
| Rutland Raiders       | 15        | 10       | 3        | 2        | 187       | 160       | 22         |
| Vernon Tigers         | 15        | 8        | 4        | 3        | 147       | 121       | 19         |
| South Okanagan Flames | 14        | 4        | 10       | 0        | 133       | 177       | 8          |
| Kelowna Warriors      | 14        | 2        | 9        | 3        | 130       | 177       | 7          |
| Armstrong Shamrocks   | 15        | 1        | 11       | 3        | 129       | 182       | 5          |

#### PLAYOFFS

Vernon Tigers defeated Armstrong Shamrocks 2 games to 0 (14-8, 16-3)

Kelowna Warriors defeated South Okanagan Flames 2 games to 0 (14-10, 12-11)

Kamloops Rattlers defeated Kelowna Warriors 2 games to 0 (14-6, 16-7)

Rutland Raiders defeated Vernon Tigers 2 games to 0 (11-6, *forfeit*)

Kamloops Rattlers defeated Rutland Raiders 3 games to 2 (10-9, 8-9, 5-10, 11-8, 13-6)

### 2007 THOMPSON-OKANAGAN JUNIOR 'B' LACROSSE LEAGUE

|                       | <u>GP</u> | <u>W</u> | <u>L</u> | <u>T</u> | <u>GF</u> | <u>GA</u> | <u>PTS</u> |
|-----------------------|-----------|----------|----------|----------|-----------|-----------|------------|
| Kamloops Rattlers*    | 15        | 12       | 3        | 0        | 165       | 102       | 24         |
| Rutland Raiders       | 15        | 9        | 5        | 1        | 180       | 141       | 19         |
| Vernon Tigers         | 15        | 8        | 5        | 2        | 126       | 106       | 18         |
| Armstrong Shamrocks   | 14        | 5        | 7        | 2        | 126       | 145       | 12         |
| Kelowna Warriors      | 14        | 5        | 9        | 0        | 122       | 152       | 10         |
| South Okanagan Flames | 15        | 2        | 12       | 1        | 103       | 176       | 5          |

#### PLAYOFFS

Vernon Tigers defeated South Okanagan Flames 2 games to 0 (12-7, 7-2)

Kelowna Warriors defeated Armstrong Shamrocks 2 games to 1 (10-7, 10-12, 13-9)

Kamloops Rattlers defeated Kelowna Warriors 2 games to 0 (16-6, 9-8)

Rutland Raiders defeated Vernon Tigers 2 games to 0 (14-5, 10-9)

Kamloops Rattlers defeated Rutland Raiders 3 games to 0 (12-9, 14-10, 12-9)

### 2008 THOMPSON-OKANAGAN JUNIOR 'B' LACROSSE LEAGUE

|                       | <u>GP</u> | <u>W</u> | <u>L</u> | <u>T</u> | <u>GF</u> | <u>GA</u> | <u>PTS</u> |
|-----------------------|-----------|----------|----------|----------|-----------|-----------|------------|
| Kamloops Rattlers*    | 14        | 11       | 2        | 1        | 137       | 75        | 23         |
| Rutland Raiders       | 14        | 9        | 2        | 3        | 118       | 77        | 21         |
| Kelowna Warriors      | 14        | 10       | 4        | 0        | 107       | 86        | 20         |
| Vernon Tigers         | 14        | 6        | 6        | 2        | 99        | 92        | 14         |
| Kamloops Venom        | 14        | 4        | 7        | 3        | 92        | 92        | 11         |
| South Okanagan Flames | 14        | 2        | 11       | 1        | 58        | 119       | 5          |
| Armstrong Shamrocks   | 14        | 2        | 12       | 0        | 75        | 145       | 4          |

#### PLAYOFFS

Vernon Tigers defeated Kamloops Venom 2 games to 1

Kelowna Warriors defeated South Okanagan Flames 2 games to 0

Kamloops Rattlers defeated Vernon Tigers 2 games to 1

Kelowna Warriors defeated Rutland Raiders 2 games to 1

Kamloops Rattlers defeated Kelowna Warriors 3 games to 0

**2009 THOMPSON-OKANAGAN JUNIOR 'B' LACROSSE LEAGUE**

|                       | <u>GP</u> | <u>W</u> | <u>L</u> | <u>T</u> | <u>GF</u> | <u>GA</u> | <u>PTS</u> |
|-----------------------|-----------|----------|----------|----------|-----------|-----------|------------|
| Kelowna Warriors      | 14        | 8        | 3        | 3        | 121       | 97        | 19         |
| South Okanagan Flames | 14        | 8        | 3        | 3        | 108       | 94        | 19         |
| Vernon Tigers*        | 14        | 8        | 4        | 2        | 99        | 90        | 18         |
| Kamloops Rattlers     | 14        | 7        | 4        | 3        | 124       | 82        | 17         |
| Kamloops Venom        | 14        | 6        | 6        | 2        | 108       | 98        | 14         |
| Rutland Raiders       | 14        | 4        | 9        | 1        | 89        | 118       | 9          |
| Armstrong Shamrocks   | 14        | 1        | 13       | 0        | 83        | 153       | 2          |

**PLAYOFFS**

Vernon Tigers defeated Rutland Raiders 2 games to 0

Kamloops Venom defeated Kamloops Rattlers 2 games to 1

Vernon Tigers defeated South Okanagan Flames 2 games to 0

Kamloops Venom defeated Kelowna Warriors 2 games to 1

Vernon Tigers defeated Kamloops Venom 3 games to 2

**2010 THOMPSON-OKANAGAN JUNIOR 'B' LACROSSE LEAGUE**

|                       | <u>GP</u> | <u>W</u> | <u>L</u> | <u>T</u> | <u>GF</u> | <u>GA</u> | <u>PTS</u> |
|-----------------------|-----------|----------|----------|----------|-----------|-----------|------------|
| Vernon Tigers         | 14        | 12       | 1        | 1        | 126       | 74        | 25         |
| Kamloops Venom*       | 14        | 11       | 2        | 1        | 125       | 71        | 23         |
| Kelowna Warriors      | 14        | 8        | 3        | 3        | 112       | 85        | 19         |
| Kamloops Rattlers     | 14        | 6        | 8        | 0        | 98        | 94        | 12         |
| Armstrong Shamrocks   | 14        | 4        | 9        | 1        | 99        | 109       | 9          |
| Rutland Raiders       | 14        | 3        | 9        | 2        | 76        | 115       | 8          |
| South Okanagan Flames | 14        | 0        | 12       | 2        | 56        | 144       | 2          |

**PLAYOFFS**

Kelowna Warriors defeated Rutland Raiders 2 games to 0 (11-10, 10-5)

Kamloops Rattlers defeated Amrstrong Shamrocks 2 games to 0 (8-3, 7-6 OT)

Vernon Tigers defeated Kamloops Rattlers 2 games to 1 (6-4, 3-9, 8-6)

Kamloops Venom defeated Kelowna Warriors 2 games to 0 (12-11, 9-6)

Kamloops Venom defeated Vernon Tigers 3 games to 1 (6-4, 8-7 2OT, 3-9, 5-4 OT)

**2011 THOMPSON-OKANAGAN JUNIOR 'B' LACROSSE LEAGUE**

|                       | <u>GP</u> | <u>W</u> | <u>L</u> | <u>T</u> | <u>GF</u> | <u>GA</u> | <u>PTS</u> |
|-----------------------|-----------|----------|----------|----------|-----------|-----------|------------|
| Kelowna Raiders*      | 15        | 13       | 2        | 0        | 148       | 86        | 26         |
| Armstrong Shamrocks   | 15        | 8        | 5        | 2        | 108       | 103       | 18         |
| Kamloops Venom        | 15        | 7        | 7        | 1        | 77        | 74        | 15         |
| Vernon Tigers         | 15        | 6        | 8        | 1        | 101       | 111       | 13         |
| South Okanagan Flames | 15        | 5        | 10       | 0        | 86        | 130       | 10         |
| Kamloops Rattlers     | 15        | 4        | 11       | 0        | 95        | 111       | 8          |

**PLAYOFFS**

Kamloops Venom defeated Kamloops Rattlers 2 games to 0 (8-7 OT, 9-7)

Vernon Tigers defeated South Okanagan Flames 2 games to 0 (10-2, 8-7 OT)

Kelowna Raiders defeated Vernon Tigers 2 games to 1 (11-4, 6-7 OT, 6-5)

Kamloops Venom defeated Armstrong Shamrocks 2 games to 1 (6-2, 2-4, 6-3)

Kelowna Raiders defeated Kamloops Venom 3 games to 1 (5-9, 7-4, 7-5, 5-3)

**2012 THOMPSON-OKANAGAN JUNIOR 'B' LACROSSE LEAGUE**

|                       | <u>GP</u> | <u>W</u> | <u>L</u> | <u>T</u> | <u>GF</u> | <u>GA</u> | <u>PTS</u> |
|-----------------------|-----------|----------|----------|----------|-----------|-----------|------------|
| Kamloops Venom*       | 16        | 14       | 1        | 1        | 181       | 114       | 29         |
| Vernon Tigers         | 16        | 8        | 6        | 2        | 162       | 153       | 18         |
| Armstrong Shamrocks   | 16        | 6        | 8        | 2        | 139       | 158       | 14         |
| South Okanagan Flames | 16        | 4        | 10       | 2        | 152       | 188       | 10         |
| Kelowna Raiders       | 16        | 4        | 11       | 1        | 139       | 160       | 9          |

**PLAYOFFS**

Kamloops Venom defeated South Okanagan Flames 3 games to 0 (14-7, 16-5, forfeit)

Vernon Tigers defeated Armstrong Shamrocks 3 games to 1 (9-12, 11-10, 11-7, 9-7)

Kamloops Venom defeated Vernon Tigers 3 games to 1 (13-16, 9-8, 17-8, 15-10)

**2013 THOMPSON-OKANAGAN JUNIOR 'B' LACROSSE LEAGUE**

|                       | <u>GP</u> | <u>W</u> | <u>L</u> | <u>T</u> | <u>GF</u> | <u>GA</u> | <u>PTS</u> |
|-----------------------|-----------|----------|----------|----------|-----------|-----------|------------|
| Kelowna Raiders       | 16        | 12       | 3        | 1        | 219       | 139       | 25         |
| Vernon Tigers*        | 16        | 12       | 3        | 1        | 195       | 147       | 25         |
| Armstrong Shamrocks   | 16        | 4        | 9        | 3        | 131       | 149       | 11         |
| Kamloops Venom        | 16        | 5        | 10       | 1        | 118       | 172       | 11         |
| South Okanagan Flames | 16        | 3        | 11       | 2        | 139       | 195       | 8          |

**PLAYOFFS**

Kamloops Venom defeated Kelowna Raiders 3 games to 1 (5-8, 9-5, 12-9, 6-5)

Vernon Tigers defeated Armstrong Shamrocks 3 games to 0 (13-6, 7-5, 18-5)

Vernon Tigers defeated Kamloops Venom 3 games to 1 (9-6, 7-9, 8-5, 8-7)

**2014 THOMPSON-OKANAGAN JUNIOR 'B' LACROSSE LEAGUE**

|                       | <u>GP</u> | <u>W</u> | <u>L</u> | <u>T</u> | <u>GF</u> | <u>GA</u> | <u>PTS</u> |
|-----------------------|-----------|----------|----------|----------|-----------|-----------|------------|
| Kamloops Venom        | 16        | 14       | 1        | 1        | 232       | 119       | 29         |
| Vernon Tigers*        | 16        | 13       | 2        | 1        | 199       | 85        | 27         |
| Armstrong Shamrocks   | 16        | 6        | 10       | 0        | 141       | 154       | 12         |
| South Okanagan Flames | 16        | 4        | 12       | 0        | 139       | 207       | 8          |
| Kelowna Raiders       | 16        | 2        | 14       | 0        | 90        | 236       | 4          |

**PLAYOFFS**

Kamloops Venom defeated South Okanagan Flames 2 games to 0 (22-6, 17-4)

Vernon Tigers defeated Armstrong Shamrocks 3 games to 0 (11-1, 18-5, 7-5)

Vernon Tigers defeated Kamloops Venom 3 games to 1 (10-7, 11-9, 11-13, 9-7 OT)

**2015 THOMPSON-OKANAGAN JUNIOR 'B' LACROSSE LEAGUE**

|                       | <u>GP</u> | <u>W</u> | <u>L</u> | <u>T</u> | <u>GF</u> | <u>GA</u> | <u>PTS</u> |
|-----------------------|-----------|----------|----------|----------|-----------|-----------|------------|
| Vernon Tigers         | 16        | 16       | 0        | 0        | 183       | 119       | 32         |
| South Okanagan Flames | 16        | 10       | 6        | 0        | 196       | 156       | 20         |
| Kamloops Venom*       | 16        | 7        | 8        | 1        | 167       | 156       | 15         |
| Armstrong Shamrocks   | 16        | 5        | 11       | 0        | 166       | 205       | 10         |
| Kelowna Raiders       | 16        | 1        | 14       | 1        | 127       | 203       | 3          |

**PLAYOFFS**

Vernon Tigers defeated Armstrong Shamrocks 3 games to 0 (19-6, 20-7, 17-4)

Kamloops Venom defeated South Okanagan Flames 3 games to 2 (13-6, 7-14, 10-12, 14-8), 13-7)

Kamloops Venom defeated Vernon Tigers 3 games to 2 (16-12, 17-10, 9-13, 6-13, 15-14)



**2016 THOMPSON-OKANAGAN JUNIOR 'B' LACROSSE LEAGUE**

|                       | <u>GP</u> | <u>W</u> | <u>L</u> | <u>T</u> | <u>GF</u> | <u>GA</u> | <u>PTS</u> |
|-----------------------|-----------|----------|----------|----------|-----------|-----------|------------|
| Vernon Tigers         | 16        | 13       | 2        | 1        | 223       | 125       | 27         |
| Kamloops Venom*       | 16        | 11       | 5        | 0        | 223       | 130       | 22         |
| South Okanagan Flames | 16        | 10       | 5        | 1        | 187       | 168       | 21         |
| Kelowna Raiders       | 16        | 2        | 13       | 1        | 124       | 214       | 5          |
| Armstrong Shamrocks   | 16        | 2        | 13       | 1        | 134       | 254       | 5          |

**PLAYOFFS**

Vernon Tigers defeated South Okanagan Flames 3 games to 0 (9-5, 17-11, 10-6)  
 Kamloops Venom defeated Armstrong Shamrocks 3 games to 0 (17-5, 14-9, 21-8)

Kamloops Venom defeated Vernon Tigers 3 games to 0 (9-5, 14-11, 10-7)

**2017 THOMPSON-OKANAGAN JUNIOR 'B' LACROSSE LEAGUE**

|                       | <u>GP</u> | <u>W</u> | <u>L</u> | <u>T</u> | <u>GF</u> | <u>GA</u> | <u>PTS</u> |
|-----------------------|-----------|----------|----------|----------|-----------|-----------|------------|
| Kamloops Venom*       | 16        | 13       | 3        | 0        | 196       | 94        | 26         |
| Vernon Tigers         | 16        | 12       | 4        | 0        | 167       | 110       | 24         |
| Armstrong Shamrocks   | 16        | 8        | 7        | 1        | 153       | 149       | 17         |
| South Okanagan Flames | 16        | 6        | 9        | 1        | 155       | 164       | 13         |
| Kelowna Raiders       | 16        | 0        | 16       | 0        | 52        | 206       | 0          |

*Kelowna Raiders defaulted 3 games; Kamloops Venom defaulted 1 game*

**PLAYOFFS**

Kamloops Venom defeated South Okanagan Flames 3 games to 0 (23-2, 16-12, forfeit)  
 Vernon Tigers defeated Armstrong Shamrocks 3 games to 1 (7-8, 9-3, 11-7, 8-7)

Kamloops Venom defeated Vernon Tigers 3 games to 2 (11-6, 2-12, 13-12, 6-7, 10-9 OT)

**THOMPSON-OKANAGAN JUNIOR LACROSSE LEAGUE CHAMPIONS**

|      | <u>Champion</u>              | <u>Finalist</u>       |
|------|------------------------------|-----------------------|
| 2000 | <b>Rutland Raiders</b>       |                       |
| 2001 | <b>Rutland Raiders</b>       | North Okanagan Tigers |
| 2002 | <b>North Okanagan Tigers</b> | Kelowna Dragons       |
| 2003 | <b>Vernon Tigers</b>         | Kelowna Dragons       |
| 2004 | <b>Kamloops Rattlers</b>     | Rutland Raiders       |
| 2005 | <b>Kamloops Rattlers</b>     | Rutland Raiders       |
| 2006 | <b>Kamloops Rattlers</b>     | Rutland Raiders       |
| 2007 | <b>Kamloops Rattlers</b>     | Rutland Raiders       |
| 2008 | <b>Kamloops Rattlers</b>     | Kelowna Warriors      |
| 2009 | <b>Vernon Tigers</b>         | Kamloops Venom        |
| 2010 | <b>Kamloops Venom</b>        | Vernon Tigers         |
| 2011 | <b>Kelowna Raiders</b>       | Kamloops Venom        |
| 2012 | <b>Kamloops Venom</b>        | Vernon Tigers         |
| 2013 | <b>Vernon Tigers</b>         | Kamloops Venom        |
| 2014 | <b>Vernon Tigers</b>         | Kamloops Venom        |
| 2015 | <b>Kamloops Venom</b>        | Vernon Tigers         |
| 2016 | <b>Kamloops Venom</b>        | Vernon Tigers         |
| 2017 | <b>Kamloops Venom</b>        | Vernon Tigers         |

## PACIFIC NORTHWEST JUNIOR 'B' LACROSSE LEAGUE

### 1985 ISLAND JUNIOR 'B' LACROSSE LEAGUE

|                    | <u>GP</u> | <u>W</u> | <u>L</u> | <u>T</u> | <u>GF</u> | <u>GA</u> | <u>PTS</u> |
|--------------------|-----------|----------|----------|----------|-----------|-----------|------------|
| Nanaimo            | 12        | 11       | 1        | 0        |           |           | 22         |
| Saanich            | 11        | 5        | 6        | 0        |           |           | 10         |
| Victoria-Esquamalt | 11        | 1        | 10       | 0        |           |           | 2          |

### 2000 PACIFIC NORTHWEST JUNIOR 'B' LACROSSE LEAGUE

|                           | <u>GP</u> | <u>W</u> | <u>L</u> | <u>T</u> | <u>GF</u> | <u>GA</u> | <u>PTS</u> |
|---------------------------|-----------|----------|----------|----------|-----------|-----------|------------|
| Nanaimo Timbermen         | 12        | 8        | 4        | 0        |           |           | 16         |
| Peninsula Falcons         | 12        | 6        | 6        | 0        |           |           | 12         |
| Victoria-Esquamalt Eagles | 12        | 4        | 8        | 0        |           |           | 8          |

### 2001 PACIFIC NORTHWEST JUNIOR 'B' LACROSSE LEAGUE

|                           | <u>GP</u> | <u>W</u> | <u>L</u> | <u>T</u> | <u>GF</u> | <u>GA</u> | <u>PTS</u> |
|---------------------------|-----------|----------|----------|----------|-----------|-----------|------------|
| Nanaimo Timbermen         | 15        | 11       | 3        | 1        |           |           | 23         |
| Victoria-Esquamalt Eagles | 15        |          |          |          |           |           | 19         |
| Peninsula Falcons         | 15        |          |          |          |           |           | 16         |
| Campbell River Ravens     | 15        |          |          |          |           |           | 2          |

### 2002 PACIFIC NORTHWEST JUNIOR 'B' LACROSSE LEAGUE

|                           | <u>GP</u> | <u>W</u> | <u>L</u> | <u>T</u> | <u>GF</u> | <u>GA</u> | <u>PTS</u> |
|---------------------------|-----------|----------|----------|----------|-----------|-----------|------------|
| Juan de Fuca Whalers      | 15        | 12       | 2        | 1        |           |           | 25         |
| Peninsula Falcons         | 15        | 11       | 4        | 0        |           |           | 22         |
| Nanaimo Timbermen         | 15        | 10       | 5        | 0        |           |           | 20         |
| Victoria-Esquamalt Eagles | 15        | 6        | 7        | 2        |           |           | 14         |
| Campbell River Ravens     | 15        | 2        | 12       | 1        |           |           | 5          |
| Comox Valley Thunder      | 15        | 2        | 13       | 0        |           |           | 4          |

### 2003 PACIFIC NORTHWEST JUNIOR 'B' LACROSSE LEAGUE

|                           | <u>GP</u> | <u>W</u> | <u>L</u> | <u>T</u> | <u>GF</u> | <u>GA</u> | <u>PTS</u> |
|---------------------------|-----------|----------|----------|----------|-----------|-----------|------------|
| Juan de Fuca Whalers      | 15        | 14       | 0        | 1        | 281       | 97        | 29         |
| Peninsula Falcons         | 15        | 12       | 2        | 1        | 263       | 117       | 25         |
| Nanaimo Timbermen         | 15        | 8        | 7        | 0        | 172       | 161       | 16         |
| Campbell River Ravens     | 15        | 5        | 9        | 1        | 108       | 214       | 11         |
| Victoria-Esquamalt Eagles | 15        | 2        | 12       | 1        | 99        | 223       | 5          |
| Cowichan Valley Thunder   | 15        | 1        | 12       | 2        | 75        | 188       | 4          |

### 2004 PACIFIC NORTHWEST JUNIOR 'B' LACROSSE LEAGUE

|                           | <u>GP</u> | <u>W</u> | <u>L</u> | <u>T</u> | <u>GF</u> | <u>GA</u> | <u>PTS</u> |
|---------------------------|-----------|----------|----------|----------|-----------|-----------|------------|
| Peninsula Falcons         | 14        | 14       | 0        | 0        | 224       | 41        | 28         |
| Nanaimo Timbermen         | 14        | 11       | 3        | 0        | 182       | 114       | 22         |
| Campbell River Ravens     | 14        | 9        | 4        | 1        | 141       | 118       | 19         |
| Victoria-Esquamalt Eagles | 14        | 8        | 5        | 1        | 133       | 147       | 17         |
| Westshore Bears           | 14        | 6        | 8        | 0        | 151       | 148       | 12         |
| Juan de Fuca Whalers      | 14        | 5        | 9        | 0        | 114       | 184       | 10         |
| Cowichan Valley Thunder   | 14        | 2        | 12       | 0        | 84        | 142       | 4          |
| Saanich Tigers            | 14        | 0        | 14       | 0        | 50        | 171       | 0          |

### 2005 PACIFIC NORTHWEST JUNIOR 'B' LACROSSE LEAGUE

|                           | <u>GP</u> | <u>W</u> | <u>L</u> | <u>T</u> | <u>GF</u> | <u>GA</u> | <u>PTS</u> |
|---------------------------|-----------|----------|----------|----------|-----------|-----------|------------|
| Westshore Bears           | 14        | 13       | 1        | 0        | 191       | 65        | 26         |
| Campbell River Ravens     | 12        | 9        | 3        | 0        | 98        | 63        | 18         |
| Victoria-Esquamalt Eagles | 14        | 6        | 8        | 0        | 106       | 170       | 12         |
| Mid-Island Braves         | 14        | 0        | 14       | 0        | 36        | 131       | 0          |

**2007 PACIFIC NORTHWEST JUNIOR 'B' LACROSSE LEAGUE**

|                            | <u>GP</u> | <u>W</u> | <u>L</u> | <u>T</u> | <u>GF</u> | <u>GA</u> | <u>PTS</u> |
|----------------------------|-----------|----------|----------|----------|-----------|-----------|------------|
| Victoria-Esquamalt Eagles* | 12        | 6        | 4        | 1        | 101       | 105       | 13         |
| Westshore Bears            | 11        | 6        | 4        | 1        | 98        | 91        | 13         |
| Campbell River Ravens      | 11        | 4        | 7        | 0        | 111       | 113       | 8          |

**PLAYOFFS**

Westshore Bears defeated Campbell River Ravens 2 games to 1 (12-7, 7-8, 9-7)

Victoria-Esquamalt Eagles defeated Westshore Bears 2 games to 0

**2008 PACIFIC NORTHWEST JUNIOR 'B' LACROSSE LEAGUE**

|                           | <u>GP</u> | <u>W</u> | <u>L</u> | <u>T</u> | <u>GF</u> | <u>GA</u> | <u>PTS</u> |
|---------------------------|-----------|----------|----------|----------|-----------|-----------|------------|
| Westshore Bears*          | 16        | 12       | 3        | 1        | 137       | 94        | 25         |
| Campbell River Ravens     | 16        | 11       | 5        | 0        | 145       | 117       | 22         |
| Victoria-Esquamalt Eagles | 16        | 11       | 5        | 0        | 151       | 107       | 22         |
| Cowichan Valley Thunder   | 16        | 3        | 13       | 0        | 108       | 170       | 6          |
| Nanaimo Timbermen         | 16        | 2        | 13       | 1        | 89        | 142       | 5          |

**PLAYOFFS**

Westshore Bears defeated Cowichan Valley Thunder 2 games to 1 (9-10, 10-2, 13-1)

Victoria-Esquamalt Eagles defeated Campbell River Ravens 2 games to 0 (16-4, 17-11)

Westshore Bears defeated Victoria-Esquamalt Eagles 2 games to 0 (7-6, 7-4)

**2009 PACIFIC NORTHWEST JUNIOR 'B' LACROSSE LEAGUE**

|                            | <u>GP</u> | <u>W</u> | <u>L</u> | <u>T</u> | <u>GF</u> | <u>GA</u> | <u>PTS</u> |
|----------------------------|-----------|----------|----------|----------|-----------|-----------|------------|
| Victoria-Esquamalt Eagles* | 15        | 11       | 4        | 0        | 147       | 119       | 22         |
| Westshore Bears            | 15        | 10       | 4        | 1        | 154       | 106       | 21         |
| Cowichan Valley Thunder    | 15        | 9        | 4        | 2        | 148       | 109       | 20         |
| Nanaimo Timbermen          | 15        | 9        | 5        | 1        | 144       | 124       | 19         |
| Saanich-Peninsula          | 15        | 2        | 13       | 0        | 121       | 194       | 4          |
| Campbell River Ravens      | 15        | 1        | 12       | 2        | 92        | 154       | 4          |

**PLAYOFFS**

Victoria-Esquamalt Eagles defeated Nanaimo Timbermen 2 games to 0 (8-6, 9-8)

Westshore Bears defeated Cowichan Valley Thunder 2 games to 1 (9-4, 5-7, 12-7)

Victoria-Esquamalt Eagles defeated Westshore Bears 2 games to 1 (3-2, 5-6, 9-4)

**2010 PACIFIC NORTHWEST JUNIOR 'B' LACROSSE LEAGUE**

|                           | <u>GP</u> | <u>W</u> | <u>L</u> | <u>T</u> | <u>GF</u> | <u>GA</u> | <u>PTS</u> |
|---------------------------|-----------|----------|----------|----------|-----------|-----------|------------|
| Westshore Bears*          | 16        | 15       | 1        | 0        | 183       | 69        | 30         |
| Cowichan Valley Thunder   | 16        | 11       | 5        | 0        | 145       | 105       | 22         |
| Saanich-Penninsula        | 16        | 7        | 8        | 1        | 138       | 140       | 15         |
| Nanaimo Timbermen         | 16        | 4        | 11       | 1        | 111       | 160       | 9          |
| Campbell River Ravens     | 16        | 2        | 14       | 0        | 69        | 172       | 4          |
| Victoria-Esquamalt Eagles | 0         | 0        | 0        | 0        | 0         | 0         | 0          |

**PLAYOFFS**

Westshore Bears defeated Nanaimo Timbermen 2 games to 1 (7-5, 1-3, 13-4)

Cowichan Valley Thunder defeated Saanich-Peninsula 2 games to 1 (9-4, 7-10, 13-7)

Westshore Bears defeated Cowichan Valley Thunder 3 games to 1 (7-8, 8-7, 7-5, 7-3)

**2011 PACIFIC NORTHWEST JUNIOR 'B' LACROSSE LEAGUE**

|                           | <u>GP</u> | <u>W</u> | <u>L</u> | <u>T</u> | <u>GF</u> | <u>GA</u> | <u>PTS</u> |
|---------------------------|-----------|----------|----------|----------|-----------|-----------|------------|
| Cowichan Valley Thunder*  | 12        | 12       | 0        | 0        | 116       | 56        | 24         |
| Peninsula Warriors        | 12        | 8        | 4        | 0        | 105       | 71        | 16         |
| Westshore Bears           | 12        | 8        | 4        | 0        | 102       | 69        | 16         |
| Nanaimo Timbermen         | 12        | 5        | 6        | 1        | 68        | 75        | 11         |
| Saanich Tigers            | 12        | 5        | 6        | 1        | 97        | 110       | 11         |
| Campbell River Ravens     | 12        | 3        | 9        | 0        | 78        | 109       | 6          |
| Victoria-Esquimalt Eagles | 12        | 0        | 12       | 0        | 46        | 122       | 0          |

**PLAYOFFS**

Cowichan Valley Thunder defeated Nanaimo Timbermen 2 games to 0 (13-3, 7-3)

Peninsula Warriors defeated Westshore Bears 2 games to 1 (4-9, 7-3, 4-3)

Cowichan Valley Thunder defeated Peninsula Warriors 2 games to 0 (5-4, 6-5)

**2012 PACIFIC NORTHWEST JUNIOR 'B' LACROSSE LEAGUE**

|                         | <u>GP</u> | <u>W</u> | <u>L</u> | <u>T</u> | <u>GF</u> | <u>GA</u> | <u>PTS</u> |
|-------------------------|-----------|----------|----------|----------|-----------|-----------|------------|
| Westshore Bears*        | 20        | 17       | 3        | 0        | 180       | 92        | 34         |
| Peninsula Warriors      | 20        | 13       | 6        | 1        | 126       | 100       | 27         |
| Saanich Tigers          | 20        | 12       | 7        | 1        | 183       | 130       | 25         |
| Cowichan Valley Thunder | 20        | 7        | 10       | 3        | 128       | 154       | 17         |
| Campbell River Ravens   | 20        | 4        | 14       | 2        | 102       | 172       | 10         |
| Nanaimo Timbermen       | 20        | 3        | 16       | 1        | 91        | 162       | 7          |

*No playoffs were held*

**2013 PACIFIC NORTHWEST JUNIOR 'B' LACROSSE LEAGUE**

|                    | <u>GP</u> | <u>W</u> | <u>L</u> | <u>T</u> | <u>GF</u> | <u>GA</u> | <u>PTS</u> |
|--------------------|-----------|----------|----------|----------|-----------|-----------|------------|
| Saanich Tigers*    | 18        | 16       | 1        | 1        | 185       | 70        | 33         |
| Westshore Bears    | 18        | 12       | 5        | 1        | 192       | 119       | 25         |
| Peninsula Warriors | 18        | 6        | 12       | 0        | 75        | 107       | 12         |
| Nanaimo Timbermen  | 18        | 1        | 17       | 0        | 83        | 239       | 2          |

*Peninsula Warriors and Nanaimo Timbermen opted out of playoffs*

**PLAYOFFS**

Saanich Tigers defeated Westshore Bears 3 games to 1 (15-11 OT, 10-12, 12-10, 11-10)

**2014 PACIFIC NORTHWEST JUNIOR 'B' LACROSSE LEAGUE**

|                         | <u>GP</u> | <u>W</u> | <u>L</u> | <u>T</u> | <u>GF</u> | <u>GA</u> | <u>PTS</u> |
|-------------------------|-----------|----------|----------|----------|-----------|-----------|------------|
| Cowichan Valley Thunder | 16        | 10       | 6        | 0        | 203       | 172       | 20         |
| Saanich Tigers*         | 16        | 10       | 6        | 0        | 170       | 157       | 20         |
| Westshore Bears         | 16        | 7        | 9        | 0        | 180       | 164       | 14         |

**PLAYOFFS**

Saanich Tigers defeated Westshore Bears 2 games to 0 (12-11, 10-6)

**2015 PACIFIC NORTHWEST JUNIOR 'B' LACROSSE LEAGUE**

|                   | <u>GP</u> | <u>W</u> | <u>L</u> | <u>T</u> | <u>GF</u> | <u>GA</u> | <u>PTS</u> |
|-------------------|-----------|----------|----------|----------|-----------|-----------|------------|
| Saanich Tigers*   | 14        | 12       | 1        | 1        | 160       | 88        | 25         |
| Westshore Bears   | 15        | 8        | 6        | 1        | 148       | 131       | 17         |
| Nanaimo Timbermen | 13        | 0        | 13       | 0        | 90        | 179       | 0          |

**PLAYOFFS**

Saanich Tigers defeated Westshore Bears 2 games to 0

**2016 PACIFIC NORTHWEST JUNIOR 'B' LACROSSE LEAGUE**

|                         | <u>GP</u> | <u>W</u> | <u>L</u> | <u>T</u> | <u>GF</u> | <u>GA</u> | <u>PTS</u> |
|-------------------------|-----------|----------|----------|----------|-----------|-----------|------------|
| Saanich Tigers*         | 17        | 13       | 4        | 0        | 185       | 116       | 26         |
| Cowichan Valley Thunder | 17        | 10       | 7        | 0        | 197       | 139       | 20         |
| Westshore Bears         | 16        | 9        | 7        | 0        | 173       | 151       | 18         |
| Nanaimo Timbermen       | 18        | 2        | 16       | 0        | 101       | 250       | 4          |

**PLAYOFFS**

Saanich Tigers defeated Westshore Bears 2 games to 0

**2017 PACIFIC NORTHWEST JUNIOR 'B' LACROSSE LEAGUE**

|                       | <u>GP</u> | <u>W</u> | <u>L</u> | <u>T</u> | <u>GF</u> | <u>GA</u> | <u>PTS</u> |
|-----------------------|-----------|----------|----------|----------|-----------|-----------|------------|
| Westshore Bears*      | 18        | 13       | 4        | 1        | 244       | 147       | 27         |
| Saanich Tigers        | 18        | 12       | 5        | 1        | 198       | 176       | 25         |
| Nanaimo Timbermen     | 18        | 5        | 11       | 2        | 127       | 192       | 12         |
| Campbell River Ravens | 18        | 3        | 13       | 2        | 140       | 194       | 8          |

*Nanaimo Timbermen defaulted 1 game*

**PLAYOFF**

Westshore Bears defeated Nanaimo Timbermen 17-3, 15-8

Saanich Tigers defeated Campbell River Ravens 12-5, 13-8

Westshore Bears defeated Saanich Tigers (11-12, 8-6)

**WEST COAST JUNIOR 'B' LACROSSE LEAGUE****1987-2017****1986 BRITISH COLUMBIA JUNIOR 'B' LACROSSE LEAGUE**

|                       | <u>GP</u> | <u>W</u> | <u>L</u> | <u>T</u> | <u>GF</u> | <u>GA</u> | <u>PTS</u> |
|-----------------------|-----------|----------|----------|----------|-----------|-----------|------------|
| Edmonton Goldbars     | 20        | 17       | 3        | 0        |           |           | 38         |
| Vancouver-Killarney   | 24        | 15       | 8        | 1        |           |           | 33         |
| Langley Knights*      | 24        | 12       | 9        | 3        |           |           | 27         |
| Port Coquitlam Saints | 24        | 9        | 13       | 2        |           |           | 20         |
| Burnaby Cablevision   | 24        | 6        | 16       | 2        |           |           | 14         |
| Delta Islanders       | 24        | 4        | 14       | 4        |           |           | 12         |

*Edmonton Goldbars won two 4-point games*

*Vancouver Killarney won one 4-point games*

**1987 WEST COAST JUNIOR 'B' LACROSSE LEAGUE**

|                           | <u>GP</u> | <u>W</u> | <u>L</u> | <u>T</u> | <u>GF</u> | <u>GA</u> | <u>PTS</u> |
|---------------------------|-----------|----------|----------|----------|-----------|-----------|------------|
| South Vancouver Killarney | 20        | 17       | 2        | 1        |           |           | 35         |
| Langley Knights           | 20        | 13       | 7        | 0        |           |           | 26         |
| Delta Islanders           | 20        | 7        | 12       | 1        |           |           | 15         |
| Port Coquitlam Saints     | 20        | 3        | 17       | 0        |           |           | 6          |

**1988 WEST COAST JUNIOR 'B' LACROSSE LEAGUE**

|                     | <u>GP</u> | <u>W</u> | <u>L</u> | <u>T</u> | <u>GF</u> | <u>GA</u> | <u>PTS</u> |
|---------------------|-----------|----------|----------|----------|-----------|-----------|------------|
| Langley Knights     | 24        | 19       | 4        | 1        |           |           | 39         |
| Port Moody          | 24        | 13       | 9        | 2        |           |           | 28         |
| Delta Islanders     | 24        | 12       | 9        | 3        |           |           | 27         |
| Vancouver-Killarney | 24        | 10       | 8        | 6        |           |           | 26         |
| Juan de Fuca        | 24        | 7        | 14       | 3        |           |           | 17         |
| Nanaimo             | 24        | 7        | 15       | 2        |           |           | 16         |
| Port Coquitlam      | 24        | 7        | 16       | 1        |           |           | 15         |

**1989 WEST COAST JUNIOR 'B' LACROSSE LEAGUE**

|                       | <u>GP</u> | <u>W</u> | <u>L</u> | <u>T</u> | <u>GF</u> | <u>GA</u> | <u>PTS</u> |
|-----------------------|-----------|----------|----------|----------|-----------|-----------|------------|
| Esquimalt Legion      | 21        | 16       | 3        | 2        |           |           | 34         |
| Port Moody            | 21        | 15       | 6        | 0        |           |           | 30         |
| Vancouver             | 21        | 14       | 5        | 2        |           |           | 30         |
| Delta Islanders       | 21        | 12       | 7        | 2        |           |           | 26         |
| Langley Knights       | 21        | 9        | 9        | 3        |           |           | 21         |
| Port Coquitlam Saints | 21        | 7        | 13       | 1        |           |           | 15         |
| North Vancouver       | 21        | 3        | 18       | 0        |           |           | 6          |
| Surrey                | 21        | 3        | 18       | 0        |           |           | 6          |

**1990 WEST COAST JUNIOR 'B' LACROSSE LEAGUE**

|                       | <u>GP</u> | <u>W</u> | <u>L</u> | <u>T</u> | <u>GF</u> | <u>GA</u> | <u>PTS</u> |
|-----------------------|-----------|----------|----------|----------|-----------|-----------|------------|
| New Westminster       | 23        | 19       | 3        | 2        |           |           | 39         |
| Burnaby               | 23        | 12       | 9        | 2        |           |           | 26         |
| Coquitlam             | 23        | 11       | 10       | 2        |           |           | 24         |
| Saanich               | 20        | 7        | 12       | 1        |           |           | 15         |
| Port Coquitlam Saints | 23        | 4        | 19       | 0        |           |           | 8          |

**1991 WEST COAST JUNIOR 'B' LACROSSE LEAGUE**

|                       | <u>GP</u> | <u>W</u> | <u>L</u> | <u>T</u> | <u>GF</u> | <u>GA</u> | <u>PTS</u> |
|-----------------------|-----------|----------|----------|----------|-----------|-----------|------------|
| Delta Islanders       | 20        | 16       | 2        | 2        | 232       | 131       | 34         |
| Port Coquitlam Saints | 20        | 15       | 4        | 1        | 243       | 145       | 31         |
| Nanaimo               | 20        | 12       | 7        | 1        | 200       | 168       | 25         |
| Port Moody            | 20        | 8        | 11       | 1        | 152       | 181       | 17         |
| Langley Knights       | 20        | 5        | 15       | 0        | 135       | 207       | 10         |
| Vancouver             | 20        | 2        | 18       | 0        | 145       | 252       | 4          |

**1993 WEST COAST JUNIOR 'B' LACROSSE LEAGUE**

|                 | <u>GP</u> | <u>W</u> | <u>L</u> | <u>T</u> | <u>GF</u> | <u>GA</u> | <u>PTS</u> |
|-----------------|-----------|----------|----------|----------|-----------|-----------|------------|
| Langley Knights | 16        | 13       | 2        | 1        |           |           | 27         |
| Vancouver       | 16        | 9        | 6        | 1        |           |           | 19         |
| Delta Islanders | 15        | 7        | 5        | 3        |           |           | 17         |
| Port Moody      | 15        | 4        | 10       | 1        |           |           | 9          |
| Squamish Nation | 15        | 2        | 13       | 0        |           |           | 4          |

**1994 WEST COAST JUNIOR 'B' LACROSSE LEAGUE**

|                       | <u>GP</u> | <u>W</u> | <u>L</u> | <u>T</u> | <u>GF</u> | <u>GA</u> | <u>PTS</u> |
|-----------------------|-----------|----------|----------|----------|-----------|-----------|------------|
| Langley Knights       | 20        | 13       | 5        | 2        | 209       | 160       | 28         |
| Port Coquitlam Saints | 19        | 12       | 6        | 1        | 145       | 131       | 25         |
| Richmond Roadrunners  | 20        | 11       | 8        | 1        | 157       | 161       | 23         |
| Nanaimo Timbermen     | 18        | 9        | 7        | 2        | 198       | 156       | 20         |
| Vancouver Burrards    | 19        | 7        | 12       | 0        | 124       | 184       | 14         |
| Delta Islanders       | 18        | 5        | 13       | 0        | 122       | 161       | 10         |

**1995 WEST COAST JUNIOR 'B' LACROSSE LEAGUE**

|                       | <u>GP</u> | <u>W</u> | <u>L</u> | <u>T</u> | <u>GF</u> | <u>GA</u> | <u>PTS</u> |
|-----------------------|-----------|----------|----------|----------|-----------|-----------|------------|
| Richmond Roadrunners* | 21        | 19       | 1        | 1        | 239       | 147       | 39         |
| Nanaimo Timbermen     | 21        | 17       | 4        | 0        | 226       | 140       | 34         |
| Vancouver Burrards    | 21        | 13       | 8        | 0        | 205       | 153       | 26         |
| Esquimalt Legion      | 21        | 9        | 9        | 3        | 190       | 198       | 21         |
| North Shore Indians   | 21        | 9        | 11       | 1        | 192       | 201       | 19         |
| Langley Knights       | 21        | 5        | 15       | 1        | 171       | 228       | 11         |
| Delta Islanders       | 21        | 4        | 15       | 2        | 158       | 210       | 10         |
| Port Coquitlam Saints | 21        | 4        | 17       | 0        | 150       | 254       | 8          |

**PLAYOFFS**

Langley Knights defeated Vancouver Burrards 2 games to 0  
 North Shore Indians defeated Esquimalt Legion 2 games to 0

Richmond Roadrunners defeated Langley Knights 2 games to 1  
 North Shore Indians defeated Nanaimo Timbermen 2 games to 1

Richmond Roadrunners defeated North Shore Indians 3 games to 0

**1996 WEST COAST JUNIOR 'B' LACROSSE LEAGUE**

|                       | <u>GP</u> | <u>W</u> | <u>L</u> | <u>T</u> | <u>GF</u> | <u>GA</u> | <u>PTS</u> |
|-----------------------|-----------|----------|----------|----------|-----------|-----------|------------|
| Vancouver Burrards    | 18        | 15       | 2        | 1        | 206       | 139       | 31         |
| Nanaimo Timbermen     | 18        | 14       | 4        | 0        | 179       | 115       | 28         |
| North Shore Indians   | 18        | 12       | 5        | 1        | 234       | 169       | 25         |
| Delta Islanders       | 18        | 9        | 9        | 0        | 195       | 160       | 18         |
| Esquimalt Legion      | 18        | 7        | 11       | 0        | 132       | 209       | 14         |
| Port Coquitlam Saints | 18        | 4        | 14       | 0        | 80        | 177       | 8          |
| Langley Knights       | 18        | 1        | 17       | 0        | 30        | 75        | 2          |

**1999 WEST COAST JUNIOR 'B' LACROSSE LEAGUE**

|                    | <u>GP</u> | <u>W</u> | <u>L</u> | <u>T</u> | <u>GF</u> | <u>GA</u> | <u>PTS</u> |
|--------------------|-----------|----------|----------|----------|-----------|-----------|------------|
| Delta Islanders    | 11        | 7        | 2        | 2        | 131       | 91        | 16         |
| Vancouver Burrards | 11        | 7        | 2        | 2        | 136       | 93        | 16         |
| Langley Knights    | 10        | 0        | 10       | 0        | 64        | 149       | 0          |

**2000 WEST COAST JUNIOR 'B' LACROSSE LEAGUE**

|                       | <u>GP</u> | <u>W</u> | <u>L</u> | <u>T</u> | <u>GF</u> | <u>GA</u> | <u>PTS</u> |
|-----------------------|-----------|----------|----------|----------|-----------|-----------|------------|
| New Westminster       | 20        | 16       | 3        | 1        | 276       | 175       | 33         |
| Delta Islanders       | 20        | 15       | 3        | 2        | 237       | 166       | 32         |
| North Shore Indians   | 20        | 11       | 9        | 0        | 210       | 196       | 22         |
| Vancouver Burrards    | 20        | 7        | 9        | 4        | 180       | 205       | 18         |
| Port Coquitlam Saints | 20        | 4        | 15       | 1        | 158       | 240       | 9          |
| Langley Knights       | 20        | 3        | 17       | 0        | 188       | 269       | 6          |

**2001 WEST COAST JUNIOR 'B' LACROSSE LEAGUE**

|                               | <u>GP</u> | <u>W</u> | <u>L</u> | <u>T</u> | <u>GF</u> | <u>GA</u> | <u>PTS</u> |
|-------------------------------|-----------|----------|----------|----------|-----------|-----------|------------|
| Delta Islanders               | 20        | 18       | 0        | 2        | 242       | 109       | 38         |
| New Westminster Salmonbellies | 20        | 11       | 4        | 5        | 196       | 158       | 27         |
| Port Coquitlam Saints         | 20        | 9        | 8        | 3        | 173       | 169       | 21         |
| Coquitlam Adanacs             | 20        | 8        | 9        | 3        | 187       | 176       | 19         |
| North Shore Indians           | 20        | 3        | 15       | 2        | 158       | 266       | 8          |
| Vancouver Burrards            | 20        | 2        | 15       | 3        | 108       | 192       | 7          |

**2002 WEST COAST JUNIOR 'B' LACROSSE LEAGUE**

|                               | <u>GP</u> | <u>W</u> | <u>L</u> | <u>T</u> | <u>GF</u> | <u>GA</u> | <u>PTS</u> |
|-------------------------------|-----------|----------|----------|----------|-----------|-----------|------------|
| Coquitlam Adanacs             | 20        | 16       | 2        | 2        | 244       | 114       | 34         |
| New Westminster Salmonbellies | 20        | 14       | 4        | 2        | 241       | 135       | 30         |
| Delta Islanders               | 20        | 11       | 7        | 2        | 208       | 169       | 24         |
| North Shore Indians           | 20        | 8        | 11       | 1        | 234       | 253       | 17         |
| Port Coquitlam Saints         | 20        | 6        | 13       | 1        | 129       | 207       | 13         |
| Vancouver Burrards            | 20        | 1        | 19       | 0        | 95        | 278       | 2          |

**2003 WEST COAST JUNIOR 'B' LACROSSE LEAGUE**

|                         | <u>GP</u> | <u>W</u> | <u>L</u> | <u>T</u> | <u>GF</u> | <u>GA</u> | <u>PTS</u> |
|-------------------------|-----------|----------|----------|----------|-----------|-----------|------------|
| Delta Islanders         | 16        | 13       | 3        | 0        | 184       | 113       | 26         |
| Coquitlam Adanacs       | 16        | 11       | 4        | 1        | 165       | 118       | 23         |
| Port Coquitlam Saints   | 16        | 11       | 4        | 1        | 177       | 103       | 23         |
| Abbotsford Timberwolves | 16        | 4        | 12       | 0        | 124       | 182       | 8          |
| North Shore Indians     | 16        | 0        | 16       | 0        | 98        | 232       | 0          |

**2004 WEST COAST JUNIOR 'B' LACROSSE LEAGUE**

|                         | <u>GP</u> | <u>W</u> | <u>L</u> | <u>T</u> | <u>GF</u> | <u>GA</u> | <u>PTS</u> |
|-------------------------|-----------|----------|----------|----------|-----------|-----------|------------|
| Coquitlam Adanacs*      | 18        | 16       | 1        | 1        | 226       | 54        | 33         |
| Delta Islanders         | 18        | 15       | 1        | 2        | 251       | 112       | 32         |
| Port Coquitlam Saints   | 18        | 12       | 5        | 1        | 187       | 150       | 25         |
| Vancouver Burrards      | 18        | 7        | 11       | 0        | 112       | 188       | 14         |
| Langley Warriors        | 18        | 6        | 12       | 0        | 104       | 206       | 12         |
| North Shore Indians     | 18        | 4        | 14       | 0        | 103       | 232       | 8          |
| Abbotsford Timberwolves | 4         | 1        | 3        | 0        | 30        | 65        | 2          |
| Delta Spuddiggers       | 0         | 0        | 0        | 0        | 0         | 0         | 0          |

*Delta Spuddiggers folded prior to start of season*

*Abbotsford Timberwolves folded on May 16, 2004; all remaining games credited as 1-0 losses*

**PLAYOFFS**

Coquitlam Adanacs defeated Vancouver Burrards 2 games to 0 (18-3, 18-4)

Delta Islanders defeated Port Coquitlam Saints 2 games to 0 (14-8, 13-6)

Coquitlam Adanacs defeated Delta Islanders 3 games to 2 (7-5, 13-14, 10-8, 4-5, 8-6)

**2005 WEST COAST JUNIOR 'B' LACROSSE LEAGUE**

|                        | <u>GP</u> | <u>W</u> | <u>L</u> | <u>T</u> | <u>GF</u> | <u>GA</u> | <u>PTS</u> |
|------------------------|-----------|----------|----------|----------|-----------|-----------|------------|
| Coquitlam Adanacs      | 18        | 14       | 0        | 4        | 217       | 110       | 32         |
| New West Salmonbellies | 18        | 12       | 3        | 3        | 225       | 161       | 27         |
| Delta Islanders        | 18        | 9        | 7        | 2        | 203       | 181       | 20         |
| Port Coquitlam Saints  | 18        | 8        | 6        | 4        | 187       | 153       | 20         |
| Vancouver Burrards     | 18        | 6        | 10       | 2        | 177       | 200       | 14         |
| Langley Warriors       | 18        | 4        | 13       | 1        | 145       | 218       | 9          |
| North Shore Indians    | 18        | 2        | 16       | 0        | 164       | 270       | 4          |

**2006 WEST COAST JUNIOR 'B' LACROSSE LEAGUE**

|                               | <u>GP</u> | <u>W</u> | <u>L</u> | <u>T</u> | <u>GF</u> | <u>GA</u> | <u>PTS</u> |
|-------------------------------|-----------|----------|----------|----------|-----------|-----------|------------|
| Coquitlam Adanacs             | 16        | 16       | 0        | 0        | 197       | 102       | 32         |
| Delta Islanders               | 16        | 12       | 3        | 1        | 195       | 129       | 25         |
| New Westminster Salmonbellies | 16        | 9        | 4        | 3        | 161       | 134       | 21         |
| Port Coquitlam Saints         | 16        | 9        | 6        | 1        | 162       | 126       | 19         |
| North Shore Indians           | 16        | 7        | 8        | 1        | 146       | 159       | 15         |
| Langley Thunder               | 16        | 7        | 9        | 0        | 109       | 121       | 14         |
| Vancouver Burrards            | 16        | 5        | 9        | 2        | 146       | 160       | 12         |
| Surrey Rebels                 | 16        | 1        | 13       | 2        | 86        | 153       | 4          |
| Ridge Meadows Burrards        | 16        | 1        | 15       | 0        | 71        | 188       | 2          |

**PLAYOFFS**

Coquitlam Adanacs defeated Surrey Rebels 2 games to 0 (7-0\*, 13-4) \*game called due to injured goaltender

Delta Islanders defeated Vancouver Burrards 2 games to 0 (18-9, 14-13)

New Westminster Salmonbellies defeated Langley Thunder 2 games to 0 (7-6, 9-3)

Port Coquitlam Saints defeated North Shore Indians 2 games to 0 (9-4, 11-9)

Coquitlam Adanacs defeated Port Coquitlam Saints 2 games to 1 (12-9, 11-12, 8-5)

Delta Islanders defeated New Westminster Salmonbellies 2 games to 0 (11-10, 16-12)

Delta Islanders vs. Coquitlam Adanacs

**2007 WEST COAST JUNIOR 'B' LACROSSE LEAGUE**

|                               | <u>GP</u> | <u>W</u> | <u>L</u> | <u>T</u> | <u>GF</u> | <u>GA</u> | <u>PTS</u> |
|-------------------------------|-----------|----------|----------|----------|-----------|-----------|------------|
| Coquitlam Adanacs*            | 24        | 19       | 3        | 2        | 256       | 116       | 40         |
| Port Coquitlam Saints         | 24        | 19       | 3        | 2        | 210       | 108       | 40         |
| New Westminster Salmonbellies | 24        | 19       | 4        | 1        | 209       | 131       | 39         |
| Delta Islanders               | 24        | 14       | 7        | 3        | 193       | 142       | 31         |
| Surrey Rebels                 | 24        | 13       | 9        | 2        | 183       | 161       | 28         |
| Langley Warriors              | 24        | 8        | 15       | 1        | 124       | 204       | 17         |
| Burnaby Lakers                | 24        | 6        | 17       | 1        | 112       | 148       | 13         |
| North Shore Indians           | 24        | 3        | 21       | 0        | 137       | 287       | 6          |
| Ridge Meadows Burrards        | 24        | 1        | 23       | 0        | 96        | 223       | 2          |



**PLAYOFFS**

New Westminster Salmonbellies defeated Langley Warriors 2 games to 0 (14-4, 12-10)

Delta Islanders defeated Surrey Rebels 2 games to 0 (13-5, 10-5)

Coquitlam Adanacs defeated Delta Islanders 2 games to 0 (13-11, 10-9)

Port Coquitlam Saints defeated New Westminster Salmonbellies 2 games to 1 (9-6, 9-10, 9-8)

Coquitlam Adanacs defeated Port Coquitlam Saints 2 games to 0 (11-7, 6-5)

**2008 WEST COAST JUNIOR 'B' LACROSSE LEAGUE**

|                        | <u>GP</u> | <u>W</u> | <u>L</u> | <u>T</u> | <u>GF</u> | <u>GA</u> | <u>PTS</u> |
|------------------------|-----------|----------|----------|----------|-----------|-----------|------------|
| Port Coquitlam Saints  | 16        | 14       | 2        | 0        | 126       | 66        | 28         |
| Coquitlam Adanacs      | 16        | 13       | 3        | 0        | 179       | 55        | 26         |
| New West Salmonbellies | 16        | 12       | 3        | 1        | 136       | 80        | 25         |
| Burnaby Lakers         | 16        | 10       | 5        | 1        | 132       | 103       | 21         |
| Delta Islanders        | 16        | 9        | 6        | 1        | 142       | 101       | 19         |
| Ridge Meadows Burrards | 16        | 5        | 10       | 1        | 96        | 119       | 11         |
| Langley Warriors       | 16        | 3        | 13       | 0        | 73        | 161       | 6          |
| North Shore Indians    | 16        | 3        | 13       | 0        | 78        | 180       | 6          |
| Surrey Rebels          | 16        | 1        | 15       | 0        | 73        | 170       | 2          |

**2009 WEST COAST JUNIOR 'B' LACROSSE LEAGUE**

|                               | <u>GP</u> | <u>W</u> | <u>L</u> | <u>T</u> | <u>GF</u> | <u>GA</u> | <u>PTS</u> |
|-------------------------------|-----------|----------|----------|----------|-----------|-----------|------------|
| Coquitlam Adanacs             | 20        | 18       | 2        | 0        | 232       | 100       | 36         |
| Port Moody Thunder*           | 20        | 16       | 3        | 1        | 245       | 101       | 33         |
| Port Coquitlam Saints         | 20        | 16       | 3        | 1        | 206       | 121       | 33         |
| Surrey Rebels                 | 20        | 14       | 5        | 1        | 189       | 126       | 29         |
| New Westminster Salmonbellies | 20        | 11       | 7        | 2        | 191       | 145       | 24         |
| Delta Islanders               | 20        | 9        | 10       | 1        | 136       | 135       | 19         |
| Burnaby Lakers                | 20        | 5        | 12       | 3        | 108       | 179       | 13         |
| North Shore Indians           | 20        | 4        | 13       | 3        | 117       | 213       | 11         |
| Richmond Roadrunners          | 20        | 4        | 13       | 3        | 96        | 172       | 11         |
| Ridge Meadows Burrards        | 20        | 4        | 14       | 2        | 118       | 182       | 10         |
| Langley Warriors              | 20        | 0        | 19       | 1        | 76        | 240       | 1          |

**PLATOFFS**

Coquitlam Adanacs defeated North Shore Indians 2 games to 0 (14-6, 14-8)

Port Moody Thunder defeated Burnaby Lakers 2 games to 0 (17-6, 9-8)

Port Coquitlam Saints defeated Delta Islanders 2 games to 0 (10-4, 10-5)

New Westminster Salmonbellies defeated Surrey Rebels 2 games to 0 (5-2, 17-11)

Coquitlam Adanacs defeated New Westminster Salmonbellies 2 games to 1 (9-7, 6-7, 14-6)

Port Moody Thunder defeated Port Coquitlam Saints 2 games to 1 (15-6, 9-13, 10-4)

Port Moody defeated Coquitlam Adanacs 2 games to 1 (9-14, 6-5, 10-9 OT)

**2010 WEST COAST JUNIOR 'B' LACROSSE LEAGUE**

|                         | <u>GP</u> | <u>W</u> | <u>L</u> | <u>T</u> | <u>GF</u> | <u>GA</u> | <u>PTS</u> |
|-------------------------|-----------|----------|----------|----------|-----------|-----------|------------|
| New West Salmonbellies* | 20        | 16       | 4        | 0        | 220       | 98        | 32         |
| Delta Islanders         | 20        | 14       | 4        | 2        | 203       | 132       | 30         |
| Port Moody Thunder      | 20        | 14       | 4        | 2        | 199       | 132       | 30         |
| Coquitlam Adanacs       | 20        | 13       | 4        | 3        | 177       | 111       | 29         |
| Port Coquitlam Saints   | 20        | 11       | 7        | 2        | 176       | 149       | 24         |
| Burnaby Lakers          | 20        | 11       | 8        | 1        | 142       | 153       | 23         |
| Richmond Roadrunners    | 20        | 8        | 11       | 1        | 114       | 152       | 17         |
| Surrey Rebels           | 20        | 6        | 11       | 3        | 135       | 162       | 15         |
| Ridge Meadows Burrards  | 20        | 6        | 12       | 2        | 155       | 139       | 14         |
| North Shore Indians     | 20        | 2        | 18       | 0        | 85        | 212       | 4          |
| Langley Warriors        | 20        | 1        | 19       | 0        | 57        | 223       | 2          |

#### PLAYOFFS

New Westminster Salmonbellies defeated Surrey Rebels 2 games to 0 (15-6, 13-1)

Delta Islanders defeated Richmond Roadrunners 2 games to 0 (14-3, 9-6)

Port Moody Thunder defeated Burnaby Lakers 2 games to 0 (14-7, 8-6)

Port Coquitlam Saints defeated Coquitlam Adanacs 2 games to 0 (8-7, 5-4)

New Westminster Salmonbellies defeated Port Coquitlam Saints 2 games to 0 (17-11, 13-9)

Port Moody Thunder defeated Delta Islanders 2 games to 0 (8-6, 7-6)

New Westminster Salmonbellies defeated Port Moody Thunder 2 games to 1 (N-P, 5-8, 6-4)

#### 2011 WEST COAST JUNIOR 'B' LACROSSE LEAGUE

|                               | <u>GP</u> | <u>W</u> | <u>L</u> | <u>T</u> | <u>GF</u> | <u>GA</u> | <u>PTS</u> |
|-------------------------------|-----------|----------|----------|----------|-----------|-----------|------------|
| Port Moody Thunder*           | 20        | 20       | 0        | 0        | 221       | 108       | 40         |
| New Westminster Salmonbellies | 20        | 17       | 3        | 0        | 226       | 97        | 34         |
| Coquitlam Adanacs             | 20        | 13       | 6        | 1        | 169       | 104       | 27         |
| Delta Islanders               | 20        | 11       | 7        | 2        | 149       | 142       | 24         |
| Richmond Roadrunners          | 20        | 10       | 9        | 1        | 145       | 128       | 21         |
| Ridge Meadows Burrards        | 20        | 9        | 10       | 1        | 148       | 145       | 19         |
| Port Coquitlam Saints         | 20        | 9        | 10       | 1        | 143       | 152       | 19         |
| Burnaby Lakers                | 20        | 7        | 11       | 2        | 144       | 170       | 16         |
| Surrey Rebels                 | 20        | 6        | 12       | 2        | 146       | 199       | 14         |
| North Shore Indians           | 20        | 2        | 16       | 2        | 93        | 217       | 6          |
| Langley Warriors              | 20        | 0        | 20       | 0        | 75        | 197       | 0          |

#### PLAYOFFS

Port Moody Thunder defeated Burnaby 2 games to 0 (10-7, 13-5)

New Westminster Salmonbellies defeated Port Coquitlam 2 games to 0 (8-2, 15-10)

Coquitlam Adanacs defeated Ridge Meadows 2 games to 0 (12-5, 11-7)

Delta Islanders defeated Richmond 2 games to 0 (13-3, 9-6)

Port Moody Thunder defeated Delta Islanders 2 games to 0 (10-8, 8-3)

Coquitlam Adanacs defeated New Westminster Salmonbellies 2 games to 0 (8-7, 7-6)

Port Moody Thunder defeated Coquitlam Adanacs 2 games 1 (12-7, 3-12, 11-7)

#### 2012 WEST COAST JUNIOR 'B' LACROSSE LEAGUE

|                               | <u>GP</u> | <u>W</u> | <u>L</u> | <u>T</u> | <u>GF</u> | <u>GA</u> | <u>PTS</u> |
|-------------------------------|-----------|----------|----------|----------|-----------|-----------|------------|
| Delta Islanders*              | 20        | 18       | 1        | 1        | 161       | 82        | 37         |
| Coquitlam Adanacs             | 20        | 14       | 5        | 1        | 185       | 93        | 29         |
| Richmond Roadrunners          | 20        | 12       | 5        | 3        | 143       | 121       | 27         |
| Ridge Meadows Burrards        | 20        | 12       | 7        | 1        | 156       | 139       | 25         |
| Port Moody Thunder            | 20        | 12       | 7        | 1        | 140       | 125       | 25         |
| New Westminster Salmonbellies | 20        | 10       | 7        | 3        | 127       | 124       | 23         |
| Burnaby Lakers                | 20        | 8        | 11       | 1        | 110       | 138       | 17         |
| Langley Warriors              | 20        | 7        | 13       | 0        | 126       | 162       | 14         |
| Port Coquitlam Saints         | 20        | 4        | 15       | 1        | 111       | 154       | 9          |
| Surrey Rebels                 | 20        | 3        | 15       | 2        | 109       | 177       | 8          |
| North Shore Eagles            | 20        | 3        | 17       | 0        | 111       | 164       | 6          |

#### PLAYOFFS

Delta Islanders defeated Langley Warriors 2 games to 0 (7-2, 10-4)

Coquitlam Adanacs defeated Burnaby Lakers 2 games to 1 (5-8, 11-2, 14-3)

Richmond Roadrunners defeated New Westminster Salmonbellies 2 games to 1 (4-8, 8-6 OT, 8-4)

Port Moody Thunder defeated Ridge Meadows Burrards 2 games to 0 (7-4, 7-5)

Delta Islanders defeated Port Moody Thunder 2 games to 1 (8-5, 5-8, 6-3)

Coquitlam Adanacs defeated Richmond 2 games to 0 (12-4, 7-5)

Delta Islanders defeated Coquitlam Adanacs 2 games to 1 (8-7, 9-10 OT, 11-10 OT)

### 2013 WEST COAST JUNIOR 'B' LACROSSE LEAGUE

|                        | <u>GP</u> | <u>W</u> | <u>L</u> | <u>T</u> | <u>GF</u> | <u>GA</u> | <u>PTS</u> |
|------------------------|-----------|----------|----------|----------|-----------|-----------|------------|
| Coquitlam Adanacs      | 20        | 17       | 1        | 2        | 247       | 115       | 36         |
| Delta Islanders*       | 20        | 16       | 1        | 3        | 220       | 125       | 35         |
| Burnaby Lakers         | 20        | 14       | 5        | 1        | 196       | 137       | 29         |
| New West Salmonbellies | 20        | 13       | 6        | 1        | 184       | 130       | 27         |
| Richmond Roadrunners   | 20        | 9        | 9        | 2        | 169       | 155       | 20         |
| Port Coquitlam Saints  | 20        | 9        | 10       | 1        | 170       | 177       | 19         |
| North Shore Eagles     | 20        | 7        | 10       | 3        | 166       | 182       | 17         |
| Ridge Meadows Burrards | 20        | 7        | 12       | 1        | 134       | 200       | 15         |
| Surrey Rebels          | 20        | 5        | 15       | 0        | 144       | 248       | 10         |
| Langley Warriors       | 20        | 4        | 16       | 0        | 83        | 179       | 8          |
| Port Moody Thunder     | 20        | 2        | 18       | 0        | 145       | 210       | 4          |

#### PLAYOFFS

Coquitlam Adanacs defeated Ridge Meadows Burrards 2 games to 0 (20-1, 11-10 OT)

Delta Islanders defeated North Shore Eagles 2 games to 1 (17-2, 5-8, 15-4)

Burnaby Lakers defeated Port Coquitlam Saints 2 games to 0 (13-5, 14-6)

New Westminster Salmonbellies defeated Richmond Roadrunners 2 games to 0 (11-4, 18-3)

Coquitlam Adanacs defeated New Westminster Salmonbellies 2 games to 1 (10-14, 11-7, 11-7)

Delta Islanders defeated Burnaby Lakers 2 games to 1 (9-8, 12-14, 7-5)

Delta Islanders defeated Coquitlam Adanacs 2 games to 1 (9-10, 12-2, 12-5)

### 2014 WEST COAST JUNIOR 'B' LACROSSE LEAGUE

|                        | <u>GP</u> | <u>W</u> | <u>L</u> | <u>T</u> | <u>GF</u> | <u>GA</u> | <u>PTS</u> |
|------------------------|-----------|----------|----------|----------|-----------|-----------|------------|
| Delta Islanders*       | 16        | 15       | 1        | 0        | 187       | 98        | 30         |
| Coquitlam Adanacs      | 16        | 14       | 2        | 0        | 218       | 123       | 28         |
| Richmond Roadrunners   | 16        | 12       | 3        | 1        | 155       | 98        | 25         |
| Port Moody Thunder     | 16        | 10       | 6        | 0        | 166       | 152       | 20         |
| New West Salmonbellies | 16        | 7        | 9        | 0        | 153       | 175       | 14         |
| Port Coquitlam Saints  | 16        | 4        | 11       | 1        | 130       | 171       | 9          |
| Ridge Meadows Burrards | 16        | 4        | 12       | 0        | 105       | 158       | 8          |
| North Shore Eagles     | 16        | 4        | 12       | 0        | 129       | 182       | 8          |
| Surrey Rebels          | 16        | 1        | 15       | 0        | 114       | 200       | 2          |

#### PLAYOFFS

North Shore Eagles defeated Surrey Rebels 10-6

Delta Islanders defeated North Shore Eagles 2 games to 0 (14-2, 15-2)

Coquitlam Adanacs defeated Ridge Meadows Burrards 2 games to 0 (14-5, 13-2)

Richmond Roadrunners defeated Port Coquitlam Saints 2 games to 0 (12-4, 10-7)

Port Moody Thunder defeated New Westminster Salmonbellies 2 games to 1 (12-13 OT, 13-12, 21-11 OT)

Delta Islanders defeated Port Moody Thunder 2 games to 0 (13-5, 9-3)

Coquitlam Adanacs defeated Richmond Roadrunners 2 games to 1 (1-0\*, 10-12, 7-6)

*\*forfeit*

Delta Islanders defeated Coquitlam Adanacs 2 games to 1 (8-10, 9-6 OT, 13-7)

### 2015 WEST COAST JUNIOR 'B' LACROSSE LEAGUE

|                                | <u>GP</u> | <u>W</u> | <u>L</u> | <u>T</u> | <u>GF</u> | <u>GA</u> | <u>PTS</u> |
|--------------------------------|-----------|----------|----------|----------|-----------|-----------|------------|
| Coquitlam Adanacs              | 16        | 16       | 0        | 0        | 222       | 66        | 32         |
| New Westminster Salmonbellies* | 16        | 13       | 3        | 0        | 200       | 99        | 26         |
| Ridge Meadows Burrards         | 16        | 11       | 5        | 0        | 182       | 125       | 22         |
| Port Moody Thunder             | 16        | 10       | 6        | 0        | 160       | 142       | 20         |
| Delta Islanders                | 16        | 8        | 8        | 0        | 122       | 139       | 16         |
| Port Coquitlam Saints          | 16        | 5        | 11       | 0        | 109       | 170       | 10         |
| Burnaby Lakers                 | 16        | 5        | 11       | 0        | 117       | 167       | 10         |
| Richmond Roadrunners           | 16        | 3        | 13       | 0        | 106       | 184       | 6          |
| Langley Warriors               | 16        | 1        | 15       | 0        | 85        | 211       | 2          |

*Delta Islanders, Port Coquitlam Saints, Burnaby Lakers, and Richmond Roadrunners each defaulted 1 game*

#### PLAYOFFS

Coquitlam Adanacs defeated Richmond Roadrunners 2 games to 0 (19-3, 19-2)

Delta Islanders defeated Port Moody Thunder 2 games to 0 (10-6, 7-4)

Ridge Meadows Burrards defeated Port Coquitlam Saints 2 games to 0 (19-10, 15-5)

New Westminster Salmonbellies defeated Burnaby Lakers 2 games to (15-5, 12-7)

Coquitlam Adanacs defeated Delta Islanders 2 games to 0 (18-1, 10-5)

New Westminster Salmonbellies defeated Ridge Meadows Burrards 2 games to 0 (9-7, 17-8)

New Westminster Salmonbellies defeated Coquitlam Adanacs 2 games to 0 (11-10, 9-3)

#### 2016 WEST COAST JUNIOR 'B' LACROSSE LEAGUE

|                        | <u>GP</u> | <u>W</u> | <u>L</u> | <u>T</u> | <u>GF</u> | <u>GA</u> | <u>PTS</u> |
|------------------------|-----------|----------|----------|----------|-----------|-----------|------------|
| New West Salmonbellies | 16        | 13       | 1        | 2        | 175       | 107       | 28         |
| Coquitlam Adanacs*     | 16        | 13       | 3        | 0        | 179       | 79        | 26         |
| Richmond Roadrunners   | 16        | 12       | 3        | 1        | 134       | 115       | 25         |
| Delta Islanders        | 16        | 9        | 6        | 1        | 144       | 144       | 19         |
| Port Coquitlam Saints  | 16        | 7        | 7        | 2        | 125       | 146       | 16         |
| Ridge Meadows Burrards | 16        | 5        | 8        | 3        | 124       | 142       | 13         |
| North Shore Eagles     | 16        | 4        | 11       | 1        | 113       | 170       | 9          |
| Port Moody Thunder     | 16        | 3        | 13       | 0        | 106       | 156       | 6          |
| Langley Warriors       | 16        | 1        | 15       | 0        | 9         | 50        | 2          |

*Langley Warriors suspended operations in mid-season on May 16, 2016 and defaulted 12 games  
Coquitlam Adanacs defaulted 2 games and Port Coquitlam Saints defaulted 1 game*

#### PLAYOFFS

New Westminster Salmonbellies defeated Port Moody Thunder 2 games to 0 (12-4, 11-8)

Coquitlam Adanacs defeated North Shore Eagles 2 games to 0 (14-3, 16-3)

Richmond Roadrunners defeated Ridge Meadows Burrards 2 games to 0 (7-12\*, 12-9)

Delta Islanders defeated Port Coquitlam Saints 2 games to 0 (14-3, 12-7)

*\*Ridge Meadows Burrards forfeited game to Richmond Roadrunners for use of an ineligible player*

New Westminster Salmonbellies defeated Delta Islanders 2 games to 1 (9-7, 6-10, 12-7)

Coquitlam Adanacs defeated Richmond Roadrunners 2 games to 0 (10-2, 16-8)

Coquitlam Adanacs defeated New Westminster Salmonbellies 2 games to 0 (11-4, 16-6)

#### 2017 WEST COAST JUNIOR 'B' LACROSSE LEAGUE

|                               | <u>GP</u> | <u>W</u> | <u>L</u> | <u>T</u> | <u>GF</u> | <u>GA</u> | <u>PTS</u> |
|-------------------------------|-----------|----------|----------|----------|-----------|-----------|------------|
| Coquitlam Adanacs*            | 16        | 15       | 1        | 0        | 195       | 62        | 30         |
| New Westminster Salmonbellies | 16        | 14       | 2        | 0        | 203       | 110       | 28         |
| Ridge Meadows Burrards        | 16        | 12       | 3        | 1        | 202       | 94        | 25         |
| Delta Islanders               | 16        | 8        | 8        | 0        | 156       | 156       | 16         |
| Port Coquitlam Saints         | 16        | 8        | 8        | 0        | 142       | 142       | 16         |
| Port Moody Thunder            | 16        | 6        | 9        | 1        | 117       | 151       | 13         |
| Burnaby Lakers                | 16        | 5        | 11       | 0        | 121       | 205       | 10         |
| Langley Warriors              | 16        | 2        | 14       | 0        | 77        | 199       | 4          |
| North Shore Eagles            | 16        | 1        | 15       | 0        | 98        | 192       | 2          |

*Langley Warriors defaulted 1 game*

#### PLAYOFFS

Coquitlam Adanacs defeated Langley Warriors 2 games to 0 (21-3, 17-6)

New Westminster Salmonbellies defeated Burnaby Lakers 2 games to 0 (15-4, 16-1)

Port Moody Thunder defeated Ridge Meadows Burrards 2 games to 1 (11-16, 13-9, 13-11)

Delta Islanders defeated Port Coquitlam Saints 2 games to 1 (6-4, 9-10 OT, 17-15)

Coquitlam Adanacs defeated Port Moody Thunder 2 games to 0 (17-5, 13-5)

New Westminster Salmonbellies defeated Delta Islanders 2 games to 0 (15-8, 14-12)

Coquitlam Adanacs defeated New Westminster Salmonbellies 2 games to 1 (9-10, 14-3, C-N)

**BRITISH COLUMBIA INTERMEDIATE 'A' LEAGUE****1985-2017****1985 BRITISH COLUMBIA INTERMEDIATE 'A' LACROSSE LEAGUE**

|                 | <u>GP</u> | <u>W</u> | <u>L</u> | <u>T</u> | <u>GF</u> | <u>GA</u> | <u>PTS</u> |
|-----------------|-----------|----------|----------|----------|-----------|-----------|------------|
| Saanich         | 22        | 20       | 2        | 0        | 418       | 207       | 40         |
| Coquitlam       | 22        | 19       | 3        | 0        | 386       | 264       | 38         |
| Burnaby         | 22        | 15       | 6        | 1        | 321       | 249       | 31         |
| New Westminster | 22        | 13       | 8        | 1        | 322       | 291       | 27         |
| Nanaimo         | 22        | 8        | 13       | 1        | 294       | 293       | 17         |
| Surrey          | 22        | 7        | 14       | 1        | 309       | 333       | 15         |
| Richmond        | 22        | 4        | 18       | 0        | 251       | 361       | 8          |
| Juan de Fuca    | 22        | 1        | 21       | 0        | 184       | 396       | 2          |

**1986 BRITISH COLUMBIA INTERMEDIATE 'A' LACROSSE LEAGUE**

|                 | <u>GP</u> | <u>W</u> | <u>L</u> | <u>T</u> | <u>GF</u> | <u>GA</u> | <u>PTS</u> |
|-----------------|-----------|----------|----------|----------|-----------|-----------|------------|
| Richmond        | 24        | 20       | 2        | 2        | 321       | 195       | 42         |
| Saanich         | 24        | 20       | 3        | 1        | 373       | 151       | 41         |
| Coquitlam       | 24        | 15       | 7        | 2        | 348       | 234       | 32         |
| Burnaby         | 24        | 16       | 8        | 0        | 376       | 247       | 32         |
| Edmonton        | 16        | 8        | 6        | 2        | 163       | 151       | 18         |
| Surrey          | 24        | 6        | 14       | 4        | 293       | 309       | 16         |
| New Westminster | 24        | 6        | 17       | 1        | 242       | 270       | 13         |
| Nanaimo         | 24        | 4        | 20       | 0        | 123       | 297       | 8          |
| Juan de Fuca    | 24        | 1        | 23       | 0        | 50        | 323       | 2          |

**1987 BRITISH COLUMBIA INTERMEDIATE 'A' LACROSSE LEAGUE**

|                   | <u>GP</u> | <u>W</u> | <u>L</u> | <u>T</u> | <u>GF</u> | <u>GA</u> | <u>PTS</u> |
|-------------------|-----------|----------|----------|----------|-----------|-----------|------------|
| Richmond Outlaws* | 21        | 20       | 1        | 0        |           |           | 40         |
| Burnaby           | 21        | 13       | 8        | 0        |           |           | 26         |
| Saanich Tigers    | 21        | 12       | 9        | 0        |           |           | 24         |
| Coquitlam         | 21        | 10       | 10       | 1        |           |           | 21         |
| New Westminster   | 21        | 6        | 14       | 1        |           |           | 13         |
| Edmonton          | 6         | 4        | 2        | 0        |           |           | 8          |
| Surrey            | 21        | 0        | 21       | 0        |           |           | 0          |

**1988 BRITISH COLUMBIA INTERMEDIATE 'A' LACROSSE LEAGUE**

|                 | <u>GP</u> | <u>W</u> | <u>L</u> | <u>T</u> | <u>GF</u> | <u>GA</u> | <u>PTS</u> |
|-----------------|-----------|----------|----------|----------|-----------|-----------|------------|
| Burnaby         | 20        | 14       | 6        | 0        |           |           | 28         |
| Richmond        | 20        | 13       | 6        | 1        |           |           | 27         |
| Saanich         | 20        | 12       | 8        | 0        |           |           | 24         |
| New Westminster | 20        | 10       | 9        | 1        |           |           | 21         |
| Coquitlam       | 20        | 10       | 10       | 0        |           |           | 20         |
| Surrey          | 20        | 0        | 20       | 0        |           |           | 0          |

**1989 BRITISH COLUMBIA INTERMEDIATE 'A' LACROSSE LEAGUE**

|                     | <u>GP</u> | <u>W</u> | <u>L</u> | <u>T</u> | <u>GF</u> | <u>GA</u> | <u>PTS</u> |
|---------------------|-----------|----------|----------|----------|-----------|-----------|------------|
| Saanich Tigers      | 16        | 11       | 4        | 1        |           |           | 23         |
| Burnaby Cablevision | 16        | 8        | 7        | 1        |           |           | 17         |
| Coquitlam           | 16        | 8        | 7        | 1        |           |           | 17         |
| Surrey              | 16        | 8        | 8        | 0        |           |           | 16         |
| New Westminster     | 16        | 3        | 12       | 1        |           |           | 7          |

**1991 BRITISH COLUMBIA INTERMEDIATE 'A' LACROSSE LEAGUE**

|                 | <u>GP</u> | <u>W</u> | <u>L</u> | <u>T</u> | <u>GF</u> | <u>GA</u> | <u>PTS</u> |
|-----------------|-----------|----------|----------|----------|-----------|-----------|------------|
| Coquitlam       | 20        | 13       | 4        | 3        |           |           | 29         |
| Saanich         | 16        | 11       | 4        | 1        |           |           | 28¾        |
| Port Coquitlam  | 20        | 13       | 5        | 2        |           |           | 28         |
| New Westminster | 20        | 12       | 7        | 1        |           |           | 25         |
| Burnaby         | 19        | 7        | 12       | 0        |           |           | 14         |
| Victoria        | 16        | 3        | 13       | 0        |           |           | 7½         |
| South Fraser    | 19        | 2        | 16       | 1        |           |           | 5          |

**1992 BRITISH COLUMBIA INTERMEDIATE 'A' LACROSSE LEAGUE**

|                 | <u>GP</u> | <u>W</u> | <u>L</u> | <u>T</u> | <u>GF</u> | <u>GA</u> | <u>PTS</u> |
|-----------------|-----------|----------|----------|----------|-----------|-----------|------------|
| South Fraser    | 20        | 16       | 3        | 1        |           |           | 33         |
| New Westminster | 20        | 14       | 5        | 1        |           |           | 29         |
| Burnaby         | 20        | 11       | 8        | 1        |           |           | 23         |
| Victoria        | 18        | 10       | 8        | 0        |           |           | 20         |
| Saanich         | 18        | 10       | 8        | 0        |           |           | 20         |
| Port Coquitlam  | 20        | 3        | 16       | 1        |           |           | 7          |
| Coquitlam       | 20        | 2        | 18       | 0        |           |           | 4          |

**1993 BRITISH COLUMBIA INTERMEDIATE 'A' LACROSSE LEAGUE**

|                               | <u>GP</u> | <u>W</u> | <u>L</u> | <u>T</u> | <u>GF</u> | <u>GA</u> | <u>PTS</u> |
|-------------------------------|-----------|----------|----------|----------|-----------|-----------|------------|
| Port Coquitlam                | 24        | 20       | 4        | 0        | 323       | 224       | 40         |
| New Westminster Salmonbellies | 23        | 17       | 6        | 0        | 322       | 218       | 34         |
| South Fraser                  | 24        | 16       | 7        | 1        | 399       | 292       | 33         |
| Saanich                       | 23        | 14       | 7        | 2        | 323       | 268       | 30         |
| Coquitlam                     | 23        | 9        | 13       | 1        | 233       | 272       | 19         |
| Burnaby                       | 23        | 8        | 14       | 1        | 267       | 283       | 17         |
| Nanaimo Dubyna Steelmen       | 23        | 5        | 18       | 0        | 215       | 284       | 10         |
| Richmond Roadrunners          | 23        | 1        | 21       | 1        | 161       | 402       | 3          |

**1994 BRITISH COLUMBIA INTERMEDIATE 'A' LACROSSE LEAGUE**

|                 | <u>GP</u> | <u>W</u> | <u>L</u> | <u>T</u> | <u>GF</u> | <u>GA</u> | <u>PTS</u> |
|-----------------|-----------|----------|----------|----------|-----------|-----------|------------|
| New Westminster | 21        | 18       | 2        | 1        | 287       | 179       | 37         |
| Port Coquitlam  | 21        | 15       | 5        | 1        | 306       | 202       | 31         |
| Nanaimo         | 20        | 12       | 7        | 1        | 273       | 254       | 25         |
| Burnaby         | 21        | 11       | 7        | 3        | 230       | 193       | 25         |
| Saanich         | 20        | 9        | 8        | 3        | 229       | 239       | 21         |
| Coquitlam       | 21        | 9        | 10       | 2        | 204       | 232       | 20         |
| Juan de Fuca    | 20        | 6        | 14       | 0        | 229       | 304       | 12         |
| South Fraser    | 21        | 4        | 17       | 0        | 171       | 253       | 8          |
| Richmond        | 21        | 3        | 17       | 3        | 188       | 269       | 7          |

**1995 BRITISH COLUMBIA INTERMEDIATE 'A' LACROSSE LEAGUE**

|                              | <u>GP</u> | <u>W</u> | <u>L</u> | <u>T</u> | <u>GF</u> | <u>GA</u> | <u>PTS</u> |
|------------------------------|-----------|----------|----------|----------|-----------|-----------|------------|
| New Westminster              | 18        | 15       | 3        | 0        | 238       | 152       | 30         |
| Port Coquitlam               | 18        | 14       | 3        | 1        | 208       | 163       | 29         |
| Nanaimo                      | 18        | 10       | 8        | 0        | 206       | 196       | 20         |
| Juan de Fuca Mansell Bobcats | 18        | 8        | 9        | 1        | 233       | 217       | 17         |
| Burnaby                      | 18        | 7        | 9        | 2        | 185       | 161       | 16         |
| South Fraser                 | 18        | 7        | 11       | 0        | 155       | 193       | 14         |
| Coquitlam                    | 18        | 0        | 18       | 0        | 116       | 259       | 0          |

**1996 BRITISH COLUMBIA INTERMEDIATE 'A' LACROSSE LEAGUE**

|                              | <u>GP</u> | <u>W</u> | <u>L</u> | <u>T</u> | <u>GF</u> | <u>GA</u> | <u>PTS</u> |
|------------------------------|-----------|----------|----------|----------|-----------|-----------|------------|
| Port Coquitlam               | 20        | 17       | 3        | 0        | 247       | 152       | 34         |
| South Fraser Stickmen        | 20        | 14       | 6        | 0        | 237       | 140       | 28         |
| Juan de Fuca Mansell Bobcats | 20        | 11       | 8        | 1        | 189       | 180       | 23         |
| New Westminster              | 20        | 11       | 9        | 0        | 172       | 135       | 22         |
| Burnaby                      | 20        | 5        | 14       | 1        | 147       | 235       | 11         |
| Coquitlam                    | 20        | 1        | 19       | 0        | 126       | 275       | 2          |

**1997 BRITISH COLUMBIA INTERMEDIATE 'A' LACROSSE LEAGUE**

|                              | <u>GP</u> | <u>W</u> | <u>L</u> | <u>T</u> | <u>GF</u> | <u>GA</u> | <u>PTS</u> |
|------------------------------|-----------|----------|----------|----------|-----------|-----------|------------|
| Port Coquitlam Saints        | 21        | 21       | 0        | 0        | 326       | 123       | 42         |
| Juan de Fuca Mansell Bobcats | 21        | 16       | 4        | 1        | 256       | 193       | 33         |
| South Fraser Stickmen        | 21        | 13       | 8        | 0        | 226       | 150       | 26         |
| Burnaby                      | 21        | 10       | 10       | 1        | 192       | 190       | 21         |
| Richmond                     | 21        | 10       | 11       | 0        | 177       | 212       | 20         |
| Coquitlam                    | 21        | 6        | 13       | 2        | 172       | 253       | 14         |
| Nanaimo                      | 21        | 3        | 18       | 0        | 149       | 265       | 6          |
| New Westminster              | 21        | 2        | 17       | 2        | 117       | 229       | 6          |

**1999 BRITISH COLUMBIA MAJOR INTERMEDIATE LACROSSE LEAGUE**

|                               | <u>GP</u> | <u>W</u> | <u>L</u> | <u>T</u> | <u>GF</u> | <u>GA</u> | <u>PTS</u> |
|-------------------------------|-----------|----------|----------|----------|-----------|-----------|------------|
| New Westminster Salmonbellies | 21        | 15       | 4        | 2        |           |           | 32         |
| Burnaby Lakers                | 21        | 14       | 5        | 2        |           |           | 30         |
| Coquitlam Adanacs             | 21        | 11       | 5        | 5        |           |           | 27         |
| Victoria                      | 21        | 10       | 8        | 3        |           |           | 23         |
| Nanaimo                       | 21        | 10       | 9        | 2        |           |           | 22         |
| Port Coquitlam                | 21        | 5        | 15       | 1        |           |           | 11         |
| South Fraser                  | 21        | 4        | 15       | 2        |           |           | 10         |
| Fraser Valley                 | 21        | 4        | 16       | 1        |           |           | 9          |

**2000 BRITISH COLUMBIA MAJOR INTERMEDIATE LACROSSE LEAGUE**

|                       | <u>GP</u> | <u>W</u> | <u>L</u> | <u>T</u> | <u>GF</u> | <u>GA</u> | <u>PTS</u> |
|-----------------------|-----------|----------|----------|----------|-----------|-----------|------------|
| <b>NORTH DIVISION</b> |           |          |          |          |           |           |            |
| Coquitlam             | 22        | 19       | 3        | 0        |           |           | 38         |
| Nanaimo               | 22        | 17       | 5        | 0        |           |           | 34         |
| Burnaby               | 22        | 15       | 7        | 0        |           |           | 30         |
| Port Coquitlam        | 22        | 10       | 12       | 0        |           |           | 20         |
| North Shore           | 22        | 0        | 22       | 0        |           |           | 0          |
| <b>SOUTH DIVISION</b> |           |          |          |          |           |           |            |
| New Westminster       | 22        | 15       | 7        | 0        |           |           | 30         |
| South Fraser          | 22        | 14       | 8        | 0        |           |           | 28         |
| Victoria Shamrocks    | 22        | 10       | 12       | 0        |           |           | 20         |
| Delta                 | 22        | 8        | 14       | 0        |           |           | 16         |
| Fraser Valley         | 22        | 2        | 20       | 0        |           |           | 4          |

**2001 BRITISH COLUMBIA INTERMEDIATE 'A' LACROSSE LEAGUE**

|                       | <u>GP</u> | <u>W</u> | <u>L</u> | <u>T</u> | <u>GF</u> | <u>GA</u> | <u>PTS</u> |
|-----------------------|-----------|----------|----------|----------|-----------|-----------|------------|
| <b>NORTH DIVISION</b> |           |          |          |          |           |           |            |
| Coquitlam             | 22        | 18       | 4        | 0        |           |           | 36         |
| Nanaimo               | 22        | 14       | 7        | 0        |           |           | 28         |
| Port Coquitlam        | 22        | 8        | 13       | 1        |           |           | 17         |
| Burnaby               | 22        | 8        | 13       | 0        |           |           | 16         |
| Richmond              | 22        | 1        | 21       | 0        |           |           | 2          |
| <b>SOUTH DIVISION</b> |           |          |          |          |           |           |            |
| South Fraser          | 22        | 17       | 5        | 0        |           |           | 34         |
| Victoria Shamrocks    | 22        | 16       | 6        | 0        |           |           | 32         |
| New Westminster       | 22        | 15       | 7        | 0        |           |           | 30         |
| Delta                 | 22        | 8        | 13       | 1        |           |           | 17         |
| Fraser Valley         | 22        | 3        | 19       | 0        |           |           | 6          |

**2002 BRITISH COLUMBIA INTERMEDIATE 'A' LACROSSE LEAGUE**

|                               | <u>GP</u> | <u>W</u> | <u>L</u> | <u>T</u> | <u>GF</u> | <u>GA</u> | <u>PTS</u> |
|-------------------------------|-----------|----------|----------|----------|-----------|-----------|------------|
| New Westminster Salmonbellies | 18        | 16       | 2        | 0        |           |           | 32         |
| Coquitlam                     | 18        | 13       | 5        | 0        |           |           | 26         |
| Victoria Shamrocks            | 18        | 13       | 5        | 0        |           |           | 26         |
| Burnaby                       | 18        | 11       | 7        | 0        |           |           | 22         |
| Richmond                      | 18        | 9        | 9        | 0        |           |           | 18         |
| Surrey                        | 18        | 7        | 11       | 0        |           |           | 14         |
| Delta                         | 18        | 5        | 13       | 0        |           |           | 10         |
| Port Coquitlam                | 18        | 5        | 13       | 0        |           |           | 10         |
| Nanaimo                       | 18        | 2        | 16       | 0        |           |           | 4          |

**2003 BRITISH COLUMBIA INTERMEDIATE 'A' LACROSSE LEAGUE**

|                               | <u>GP</u> | <u>W</u> | <u>L</u> | <u>T</u> | <u>GF</u> | <u>GA</u> | <u>PTS</u> |
|-------------------------------|-----------|----------|----------|----------|-----------|-----------|------------|
| Victoria Shamrocks            | 18        | 16       | 2        | 0        |           |           | 32         |
| Port Coquitlam Saints         | 18        | 14       | 4        | 0        |           |           | 28         |
| Coquitlam Adanacs             | 18        | 12       | 6        | 0        |           |           | 24         |
| Burnaby Lakers                | 18        | 12       | 6        | 0        |           |           | 24         |
| New Westminster Salmonbellies | 18        | 9        | 9        | 0        |           |           | 18         |
| Richmond Roadrunners          | 18        | 8        | 10       | 0        |           |           | 16         |
| Delta Islanders               | 18        | 7        | 11       | 0        |           |           | 14         |
| Nanaimo Timbermen             | 18        | 5        | 13       | 0        |           |           | 10         |
| Surrey Stickmen               | 18        | 5        | 13       | 0        |           |           | 10         |
| Fraser Valley Timberwolves    | 18        | 2        | 16       | 0        |           |           | 4          |

**2004 BRITISH COLUMBIA INTERMEDIATE 'A' LACROSSE LEAGUE**

|                               | <u>GP</u> | <u>W</u> | <u>L</u> | <u>T</u> | <u>GF</u> | <u>GA</u> | <u>PTS</u> |
|-------------------------------|-----------|----------|----------|----------|-----------|-----------|------------|
| Victoria Shamrocks            | 18        | 17       | 1        | 0        |           |           | 34         |
| Coquitlam Adanacs             | 18        | 15       | 3        | 0        |           |           | 30         |
| Port Coquitlam Saints         | 18        | 12       | 6        | 0        |           |           | 24         |
| Burnaby Lakers                | 18        | 11       | 7        | 0        |           |           | 22         |
| New Westminster Salmonbellies | 18        | 11       | 7        | 0        |           |           | 22         |
| Delta Islanders               | 18        | 10       | 8        | 0        |           |           | 20         |
| Richmond Roadrunners          | 18        | 4        | 14       | 0        |           |           | 8          |
| Nanaimo Timbermen             | 18        | 4        | 14       | 0        |           |           | 8          |
| Surrey Stickmen               | 18        | 3        | 15       | 0        |           |           | 6          |
| Fraser Valley Timberwolves    | 18        | 3        | 15       | 0        |           |           | 6          |

**PLAYOFFS**

Victoria Shamrocks defeated Nanaimo Timbermen 2 games to 0 (20-5, 17-3)

Coquitlam Adanacs defeated Richmond Roadrunners 2 games to 0 (16-3, 11-2)

Delta Islanders defeated Port Coquitlam Saints 2 games to 1 (8-11, 10-8, 8-6)

New Westminster Salmonbellies defeated Burnaby Lakers 2 games to 1 (5-10, 10-7 OT, 11-5)

**2005 BRITISH COLUMBIA INTERMEDIATE 'A' LACROSSE LEAGUE**

|                               | <u>GP</u> | <u>W</u> | <u>L</u> | <u>T</u> | <u>GF</u> | <u>GA</u> | <u>PTS</u> |
|-------------------------------|-----------|----------|----------|----------|-----------|-----------|------------|
| Coquitlam Adanacs             | 21        | 19       | 2        | 0        |           |           | 38         |
| Victoria Shamrocks            | 21        | 18       | 3        | 0        |           |           | 36         |
| New Westminster Salmonbellies | 21        | 15       | 6        | 0        |           |           | 30         |
| Burnaby Lakers                | 21        | 10       | 11       | 0        |           |           | 20         |
| Port Coquitlam Saints         | 21        | 8        | 13       | 0        |           |           | 16         |
| Delta Islanders               | 21        | 6        | 15       | 0        |           |           | 12         |
| Nanaimo Timbermen             | 21        | 4        | 17       | 0        |           |           | 8          |
| Surrey Stickmen               | 21        | 4        | 17       | 0        |           |           | 8          |



**2006 BRITISH COLUMBIA INTERMEDIATE 'A' LACROSSE LEAGUE**

|                               | <u>GP</u> | <u>W</u> | <u>L</u> | <u>T</u> | <u>GF</u> | <u>GA</u> | <u>PTS</u> |
|-------------------------------|-----------|----------|----------|----------|-----------|-----------|------------|
| Victoria Shamrocks            | 21        | 17       | 4        | 0        |           |           | 34         |
| Port Coquitlam Saints         | 21        | 16       | 5        | 0        |           |           | 32         |
| Coquitlam Adanacs             | 21        | 12       | 8        | 1        |           |           | 25         |
| Nanaimo Timbermen             | 21        | 11       | 10       | 0        |           |           | 22         |
| New Westminster Salmonbellies | 21        | 9        | 10       | 2        |           |           | 20         |
| Delta Islanders               | 21        | 9        | 11       | 1        |           |           | 19         |
| Burnaby Lakers                | 21        | 6        | 15       | 0        |           |           | 12         |
| Surrey Stickmen               | 21        | 2        | 19       | 0        |           |           | 4          |

**2007 BRITISH COLUMBIA INTERMEDIATE 'A' LACROSSE LEAGUE**

|                               | <u>GP</u> | <u>W</u> | <u>L</u> | <u>T</u> | <u>GF</u> | <u>GA</u> | <u>PTS</u> |
|-------------------------------|-----------|----------|----------|----------|-----------|-----------|------------|
| Victoria Shamrocks            | 18        | 14       | 4        | 0        | 182       | 129       | 28         |
| Coquitlam Adanacs             | 18        | 12       | 6        | 0        | 148       | 110       | 24         |
| Nanaimo Timbermen             | 18        | 11       | 7        | 0        | 158       | 149       | 22         |
| New Westminster Salmonbellies | 18        | 11       | 7        | 0        | 148       | 113       | 22         |
| Port Coquitlam Saints         | 18        | 9        | 9        | 0        | 149       | 135       | 18         |
| Burnaby Lakers                | 18        | 5        | 13       | 0        | 114       | 169       | 10         |
| Surrey Stickmen               | 18        | 1        | 17       | 0        | 111       | 205       | 2          |

**2008 BRITISH COLUMBIA INTERMEDIATE 'A' LACROSSE LEAGUE**

|                               | <u>GP</u> | <u>W</u> | <u>L</u> | <u>T</u> | <u>GF</u> | <u>GA</u> | <u>PTS</u> |
|-------------------------------|-----------|----------|----------|----------|-----------|-----------|------------|
| New Westminster Salmonbellies | 21        | 17       | 3        | 1        | 210       | 128       | 35         |
| Coquitlam Adanacs             | 21        | 16       | 4        | 1        | 251       | 129       | 33         |
| Victoria Shamrocks            | 21        | 14       | 6        | 1        | 210       | 142       | 29         |
| Delta Islanders               | 21        | 13       | 7        | 1        | 195       | 174       | 27         |
| Port Coquitlam Saints         | 21        | 9        | 12       | 0        | 182       | 177       | 18         |
| Nanaimo Timbermen             | 21        | 5        | 16       | 0        | 117       | 234       | 10         |
| South Fraser Stickmen         | 21        | 5        | 16       | 0        | 106       | 177       | 10         |
| Burnaby Lakers                | 21        | 3        | 18       | 0        | 104       | 214       | 6          |

**2009 BRITISH COLUMBIA INTERMEDIATE 'A' LACROSSE LEAGUE**

|                               | <u>GP</u> | <u>W</u> | <u>L</u> | <u>T</u> | <u>GF</u> | <u>GA</u> | <u>PTS</u> |
|-------------------------------|-----------|----------|----------|----------|-----------|-----------|------------|
| Coquitlam Adanacs             | 21        | 18       | 3        | 0        | 168       | 83        | 36         |
| Delta Islanders               | 21        | 15       | 6        | 0        | 184       | 139       | 30         |
| Victoria Shamrocks            | 21        | 15       | 6        | 0        | 176       | 136       | 30         |
| Port Coquitlam Saints         | 21        | 11       | 10       | 0        | 169       | 170       | 22         |
| Nanaimo Timbermen             | 21        | 7        | 14       | 0        | 139       | 197       | 14         |
| Burnaby Lakers                | 21        | 6        | 15       | 0        | 110       | 161       | 12         |
| South Fraser Stickmen         | 21        | 6        | 15       | 0        | 155       | 190       | 12         |
| New Westminster Salmonbellies | 21        | 6        | 15       | 0        | 139       | 163       | 12         |

**2010 BRITISH COLUMBIA INTERMEDIATE 'A' LACROSSE LEAGUE**

|                               | <u>GP</u> | <u>W</u> | <u>L</u> | <u>T</u> | <u>GF</u> | <u>GA</u> | <u>PTS</u> |
|-------------------------------|-----------|----------|----------|----------|-----------|-----------|------------|
| Victoria Shamrocks            | 24        | 22       | 2        | 0        | 364       | 176       | 44         |
| Coquitlam Adanacs             | 24        | 19       | 5        | 0        | 310       | 197       | 38         |
| New Westminster Salmonbellies | 24        | 15       | 9        | 0        | 258       | 211       | 30         |
| Port Coquitlam Saints         | 24        | 14       | 10       | 0        | 256       | 246       | 28         |
| Nanaimo Timbermen             | 24        | 13       | 11       | 0        | 284       | 265       | 26         |
| Delta Islanders               | 24        | 11       | 13       | 0        | 259       | 289       | 22         |
| Langley Thunder               | 24        | 7        | 17       | 0        | 244       | 258       | 14         |
| Richmond Roadrunners          | 24        | 5        | 19       | 0        | 176       | 345       | 10         |
| Burnaby Lakers                | 24        | 2        | 22       | 0        | 175       | 339       | 4          |

**2011 BRITISH COLUMBIA INTERMEDIATE 'A' LACROSSE LEAGUE**

|                               | <u>GP</u> | <u>W</u> | <u>L</u> | <u>T</u> | <u>GF</u> | <u>GA</u> | <u>PTS</u> |
|-------------------------------|-----------|----------|----------|----------|-----------|-----------|------------|
| New Westminster Salmonbellies | 24        | 21       | 3        | 0        | 275       | 158       | 42         |
| Richmond Roadrunners          | 24        | 18       | 6        | 0        | 251       | 163       | 36         |
| Coquitlam Adanacs             | 24        | 14       | 10       | 0        | 251       | 209       | 28         |
| Langley Thunder               | 24        | 13       | 11       | 0        | 252       | 238       | 26         |
| Delta Islanders               | 24        | 13       | 11       | 0        | 270       | 247       | 26         |
| Nanaimo Timbermen             | 24        | 12       | 11       | 1        | 244       | 230       | 25         |
| Victoria Shamrocks            | 24        | 10       | 14       | 0        | 239       | 255       | 20         |
| Port Coquitlam Saints         | 24        | 5        | 18       | 1        | 186       | 276       | 11         |
| Burnaby Lakers                | 24        | 1        | 23       | 0        | 173       | 365       | 2          |

**2012 BRITISH COLUMBIA INTERMEDIATE 'A' LACROSSE LEAGUE**

|                               | <u>GP</u> | <u>W</u> | <u>L</u> | <u>T</u> | <u>GF</u> | <u>GA</u> | <u>PTS</u> |
|-------------------------------|-----------|----------|----------|----------|-----------|-----------|------------|
| Richmond Roadrunners          | 18        | 15       | 3        | 0        | 241       | 142       | 30         |
| Victoria Shamrocks            | 18        | 14       | 4        | 0        | 274       | 176       | 28         |
| Coquitlam Adanacs             | 18        | 14       | 4        | 0        | 230       | 156       | 28         |
| New Westminster Salmonbellies | 18        | 11       | 7        | 0        | 225       | 181       | 22         |
| Maple Ridge Burrards          | 18        | 10       | 8        | 0        | 214       | 190       | 20         |
| Langley Thunder               | 18        | 9        | 9        | 0        | 158       | 196       | 18         |
| Port Coquitlam Saints         | 18        | 7        | 11       | 0        | 164       | 181       | 14         |
| Burnaby Lakers                | 18        | 5        | 13       | 0        | 178       | 228       | 10         |
| Nanaimo Timbermen             | 18        | 3        | 15       | 0        | 121       | 276       | 6          |
| Delta Islanders               | 18        | 2        | 16       | 0        | 176       | 255       | 4          |

**2013 BRITISH COLUMBIA INTERMEDIATE 'A' LACROSSE LEAGUE**

|                               | <u>GP</u> | <u>W</u> | <u>L</u> | <u>T</u> | <u>GF</u> | <u>GA</u> | <u>PTS</u> |
|-------------------------------|-----------|----------|----------|----------|-----------|-----------|------------|
| Maple Ridge Burrards          | 18        | 15       | 3        | 0        | 212       | 131       | 30         |
| Richmond Roadrunners          | 18        | 15       | 3        | 0        | 264       | 150       | 30         |
| Victoria Shamrocks            | 18        | 14       | 4        | 0        | 243       | 176       | 28         |
| Coquitlam Adanacs             | 18        | 11       | 7        | 0        | 182       | 145       | 22         |
| Port Coquitlam Saints         | 18        | 10       | 8        | 0        | 172       | 154       | 20         |
| New Westminster Salmonbellies | 18        | 9        | 9        | 0        | 168       | 170       | 18         |
| Langley Thunder               | 18        | 8        | 10       | 0        | 154       | 197       | 16         |
| Delta Islanders               | 18        | 3        | 15       | 0        | 166       | 243       | 6          |
| Burnaby Lakers                | 18        | 3        | 15       | 0        | 172       | 287       | 6          |
| Nanaimo Timbermen             | 18        | 2        | 16       | 0        | 138       | 218       | 4          |

**2014 BRITISH COLUMBIA INTERMEDIATE 'A' LACROSSE LEAGUE**

|                               | <u>GP</u> | <u>W</u> | <u>L</u> | <u>T</u> | <u>GF</u> | <u>GA</u> | <u>PTS</u> |
|-------------------------------|-----------|----------|----------|----------|-----------|-----------|------------|
| Port Coquitlam Saints         | 18        | 17       | 1        | 0        | 223       | 111       | 34         |
| Victoria Shamrocks            | 18        | 13       | 5        | 0        | 208       | 152       | 26         |
| Maple Ridge Burrards          | 18        | 12       | 6        | 0        | 206       | 148       | 24         |
| Coquitlam Adanacs             | 18        | 11       | 6        | 1        | 195       | 114       | 23         |
| New Westminster Salmonbellies | 18        | 11       | 6        | 1        | 202       | 147       | 23         |
| Richmond Roadrunners          | 18        | 10       | 8        | 0        | 193       | 175       | 20         |
| Delta Islanders               | 18        | 8        | 10       | 0        | 192       | 196       | 16         |
| Nanaimo Timbermen             | 18        | 4        | 14       | 0        | 156       | 234       | 8          |
| Langley Thunder               | 18        | 2        | 16       | 0        | 124       | 254       | 4          |
| Burnaby Lakers                | 18        | 1        | 17       | 0        | 110       | 278       | 2          |

**2015 BRITISH COLUMBIA INTERMEDIATE 'A' LACROSSE LEAGUE**

|                               | <u>GP</u> | <u>W</u> | <u>L</u> | <u>T</u> | <u>GF</u> | <u>GA</u> | <u>PTS</u> |
|-------------------------------|-----------|----------|----------|----------|-----------|-----------|------------|
| Coquitlam Adanacs             | 18        | 15       | 3        | 0        | 259       | 111       | 30         |
| New Westminster Salmonbellies | 18        | 14       | 4        | 0        | 225       | 147       | 28         |
| Port Coquitlam Saints         | 18        | 14       | 4        | 0        | 232       | 165       | 28         |
| Victoria Shamrocks            | 18        | 14       | 4        | 0        | 252       | 163       | 28         |
| Maple Ridge Burrards          | 18        | 11       | 7        | 0        | 193       | 168       | 22         |
| Langley Thunder               | 18        | 8        | 10       | 0        | 185       | 176       | 16         |
| Delta Islanders               | 18        | 7        | 11       | 0        | 215       | 194       | 14         |
| Burnaby Lakers                | 18        | 5        | 13       | 0        | 141       | 256       | 10         |
| Nanaimo Timbermen             | 18        | 2        | 16       | 0        | 138       | 268       | 4          |
| Richmond Roadrunners          | 18        | 0        | 18       | 0        | 84        | 276       | 0          |

**2016 BRITISH COLUMBIA INTERMEDIATE 'A' LACROSSE LEAGUE**

|                               | <u>GP</u> | <u>W</u> | <u>L</u> | <u>T</u> | <u>GF</u> | <u>GA</u> | <u>PTS</u> |
|-------------------------------|-----------|----------|----------|----------|-----------|-----------|------------|
| Coquitlam Adanacs             | 18        | 14       | 4        | 0        | 223       | 159       | 28         |
| Langley Thunder               | 18        | 14       | 4        | 0        | 246       | 156       | 28         |
| Maple Ridge Burrards          | 18        | 13       | 5        | 0        | 209       | 146       | 26         |
| Victoria Shamrocks            | 18        | 13       | 5        | 0        | 226       | 179       | 26         |
| Delta Islanders               | 18        | 12       | 6        | 0        | 215       | 161       | 24         |
| New Westminster Salmonbellies | 18        | 8        | 10       | 0        | 179       | 215       | 16         |
| Port Coquitlam Saints         | 18        | 8        | 10       | 0        | 173       | 180       | 16         |
| Nanaimo Timbermen             | 18        | 6        | 12       | 0        | 185       | 194       | 12         |
| Burnaby Lakers                | 18        | 1        | 17       | 0        | 123       | 249       | 2          |
| Richmond Roadrunners          | 18        | 1        | 17       | 0        | 124       | 264       | 2          |

**2017 BRITISH COLUMBIA INTERMEDIATE 'A' LACROSSE LEAGUE**

|                               | <u>GP</u> | <u>W</u> | <u>L</u> | <u>T</u> | <u>GF</u> | <u>GA</u> | <u>PTS</u> |
|-------------------------------|-----------|----------|----------|----------|-----------|-----------|------------|
| Maple Ridge Burrards          | 20        | 17       | 3        | 0        | 247       | 124       | 34         |
| Victoria Shamrocks            | 20        | 14       | 6        | 0        | 270       | 182       | 28         |
| Coquitlam Adanacs             | 20        | 13       | 7        | 0        | 267       | 220       | 26         |
| Langley Thunder               | 20        | 13       | 7        | 0        | 259       | 219       | 26         |
| New Westminster Salmonbellies | 20        | 13       | 7        | 0        | 207       | 197       | 26         |
| Delta Islanders               | 20        | 11       | 9        | 0        | 227       | 212       | 22         |
| Nanaimo Timbermen             | 20        | 11       | 9        | 0        | 255       | 221       | 22         |
| Port Coquitlam Saints         | 20        | 8        | 12       | 0        | 186       | 214       | 16         |
| Richmond Roadrunners          | 20        | 5        | 15       | 0        | 146       | 218       | 10         |
| Okanagan Wild                 | 20        | 4        | 16       | 0        | 153       | 322       | 8          |
| Burnaby Lakers                | 20        | 1        | 19       | 0        | 157       | 245       | 2          |

*Burnaby Lakers defaulted April 19, 2017 game to Langley Thunder 12-10*

*Richmond Roadrunners defeated July 14, 2017 game to New Westminster Salmonbellies 1-0*

**BRITISH COLUMBIA INTERMEDIATE 'B' LEAGUE****1986-2017****1986 BRITISH COLUMBIA INTERMEDIATE 'B' LACROSSE LEAGUE**

|            | <u>GP</u> | <u>W</u> | <u>L</u> | <u>T</u> | <u>GF</u> | <u>GA</u> | <u>PTS</u> |
|------------|-----------|----------|----------|----------|-----------|-----------|------------|
| Langley    | 16        | 14       | 1        | 1        | 197       | 217       | 29         |
| Delta      | 18        | 8        | 5        | 4        | 197       | 217       | 20         |
| Killarney  | 14        | 6        | 5        | 3        | 162       | 162       | 15         |
| Burnaby    | 15        | 5        | 8        | 2        | 165       | 160       | 12         |
| Abbotsford | 17        | 1        | 14       | 2        | 146       | 234       | 4          |

**1987 BRITISH COLUMBIA INTERMEDIATE 'B' LACROSSE LEAGUE**

|                | <u>GP</u> | <u>W</u> | <u>L</u> | <u>T</u> | <u>GF</u> | <u>GA</u> | <u>PTS</u> |
|----------------|-----------|----------|----------|----------|-----------|-----------|------------|
| Richmond       | 13        | 11       | 2        | 0        |           |           | 22         |
| Port Moody     | 12        | 9        | 3        | 0        |           |           | 18         |
| Port Coquitlam | 14        | 6        | 8        | 0        |           |           | 12         |
| Langley        | 13        | 0        | 13       | 0        |           |           | 0          |

**1988 BRITISH COLUMBIA INTERMEDIATE 'B' LACROSSE LEAGUE**

|                          | <u>GP</u> | <u>W</u> | <u>L</u> | <u>T</u> | <u>GF</u> | <u>GA</u> | <u>PTS</u> |
|--------------------------|-----------|----------|----------|----------|-----------|-----------|------------|
| North Vancouver Burrards | 16        | 14       | 1        | 1        |           |           | 29         |
| Langley Knights          | 16        | 14       | 2        | 0        |           |           | 28         |
| Port Coquitlam           | 16        | 11       | 4        | 1        |           |           | 23         |
| North Delta              | 16        | 8        | 6        | 2        |           |           | 18         |
| Burnaby                  | 16        | 8        | 8        | 0        |           |           | 16         |
| Port Moody               | 16        | 6        | 10       | 0        |           |           | 12         |
| South Delta              | 16        | 6        | 10       | 0        |           |           | 12         |
| Killarney                | 16        | 2        | 14       | 0        |           |           | 4          |
| Mission                  | 16        | 1        | 15       | 0        |           |           | 2          |

**1989 BRITISH COLUMBIA INTERMEDIATE 'B' LACROSSE LEAGUE**

|                            | <u>GP</u> | <u>W</u> | <u>L</u> | <u>T</u> | <u>GF</u> | <u>GA</u> | <u>PTS</u> |
|----------------------------|-----------|----------|----------|----------|-----------|-----------|------------|
| Port Moody Express         | 18        | 16       | 0        | 2        | 254       | 156       | 34         |
| Port Coquitlam Piledrivers | 18        | 13       | 4        | 1        | 255       | 156       | 27         |
| Langley                    | 18        | 12       | 4        | 2        | 262       | 199       | 26         |
| South Delta                | 18        | 8        | 10       | 0        | 194       | 183       | 16         |
| White Rock                 | 18        | 6        | 12       | 0        | 199       | 209       | 12         |
| Killarney                  | 18        | 3        | 13       | 2        | 198       | 295       | 8          |
| North Delta                | 18        | 1        | 16       | 1        | 218       | 292       | 3          |

**1991 BRITISH COLUMBIA INTERMEDIATE 'B' LACROSSE LEAGUE**

|                       | <u>GP</u> | <u>W</u> | <u>L</u> | <u>T</u> | <u>GF</u> | <u>GA</u> | <u>PTS</u> |
|-----------------------|-----------|----------|----------|----------|-----------|-----------|------------|
| Port Moody Express    | 22        | 18       | 3        | 1        |           |           | 37         |
| Killarney             | 24        | 18       | 6        | 1        |           |           | 37         |
| South Fraser Stickmen | 23        | 16       | 6        | 1        |           |           | 33         |
| Richmond Outlaws      | 22        | 12       | 9        | 1        |           |           | 25         |
| South Delta           | 22        | 6        | 16       | 0        |           |           | 12         |
| Abbotsford            | 23        | 4        | 19       | 0        |           |           | 8          |
| North Delta           | 22        | 3        | 19       | 0        |           |           | 6          |

**1993 BRITISH COLUMBIA INTERMEDIATE 'B' LACROSSE LEAGUE**

|              | <u>GP</u> | <u>W</u> | <u>L</u> | <u>T</u> | <u>GF</u> | <u>GA</u> | <u>PTS</u> |
|--------------|-----------|----------|----------|----------|-----------|-----------|------------|
| Langley      | 20        | 18       | 1        | 1        |           |           | 37         |
| Killarney    | 20        | 12       | 7        | 1        |           |           | 25         |
| South Fraser | 20        | 11       | 8        | 1        |           |           | 23         |
| Delta        | 17        | 11       | 6        | 0        |           |           | 22         |
| Maple Ridge  | 20        | 8        | 11       | 1        |           |           | 17         |
| Mission      | 17        | 4        | 13       | 0        |           |           | 8          |
| Port Moody   | 18        | 0        | 18       | 0        |           |           | 0          |

**1994 BRITISH COLUMBIA INTERMEDIATE 'B' LACROSSE LEAGUE**

|                          | <u>GP</u> | <u>W</u> | <u>L</u> | <u>T</u> | <u>GF</u> | <u>GA</u> | <u>PTS</u> |
|--------------------------|-----------|----------|----------|----------|-----------|-----------|------------|
| Delta Islanders          | 16        | 13       | 3        | 0        | 179       | 124       | 26         |
| Killarney                | 16        | 11       | 4        | 1        | 181       | 100       | 23         |
| Maple Ridge Mountaineers | 16        | 6        | 9        | 1        | 139       | 149       | 13         |
| Richmond                 | 16        | 5        | 9        | 2        | 126       | 157       | 12         |
| Abbotsford               | 16        | 2        | 12       | 2        | 90        | 185       | 6          |

**1995 BRITISH COLUMBIA INTERMEDIATE 'B' LACROSSE LEAGUE**

|                      | <u>GP</u> | <u>W</u> | <u>L</u> | <u>T</u> | <u>GF</u> | <u>GA</u> | <u>PTS</u> |
|----------------------|-----------|----------|----------|----------|-----------|-----------|------------|
| Delta Islanders      | 17        | 13       | 2        | 2        | 203       | 130       | 28         |
| Abbotsford Warriors  | 17        | 10       | 6        | 1        | 186       | 144       | 21         |
| Richmond Roadrunners | 17        | 9        | 6        | 2        | 131       | 114       | 20         |
| Killarney            | 17        | 7        | 10       | 0        | 122       | 141       | 14         |
| Port Moody           | 17        | 3        | 13       | 1        | 128       | 213       | 7          |

**1996 BRITISH COLUMBIA INTERMEDIATE 'B' LACROSSE LEAGUE**

|                      | <u>GP</u> | <u>W</u> | <u>L</u> | <u>T</u> | <u>GF</u> | <u>GA</u> | <u>PTS</u> |
|----------------------|-----------|----------|----------|----------|-----------|-----------|------------|
| North Shore Indians  | 20        | 13       | 5        | 2        | 290       | 230       | 28         |
| Richmond Roadrunners | 20        | 11       | 7        | 2        | 253       | 201       | 24         |
| Delta                | 20        | 11       | 8        | 1        | 226       | 264       | 23         |
| Abbotsford           | 18        | 8        | 9        | 1        | 218       | 207       | 17         |
| Vancouver            | 19        | 6        | 12       | 1        | 163       | 213       | 13         |
| South Fraser         | 19        | 5        | 13       | 1        | 167       | 201       | 11         |

**1997 BRITISH COLUMBIA INTERMEDIATE 'B' LACROSSE LEAGUE**

|                     | <u>GP</u> | <u>W</u> | <u>L</u> | <u>T</u> | <u>GF</u> | <u>GA</u> | <u>PTS</u> |
|---------------------|-----------|----------|----------|----------|-----------|-----------|------------|
| North Shore Indians | 18        | 17       | 0        | 1        | 228       | 134       | 35         |
| Delta               | 18        | 14       | 3        | 1        | 271       | 145       | 29         |
| North Fraser        | 18        | 12       | 6        | 0        | 179       | 148       | 24         |
| Vancouver           | 18        | 8        | 10       | 0        | 138       | 175       | 16         |
| South Fraser        | 18        | 7        | 11       | 0        | 184       | 234       | 14         |
| Port Coquitlam      | 18        | 3        | 14       | 1        | 113       | 220       | 7          |
| Langley             | 18        | 0        | 17       | 1        | 40        | 97        | 1          |

**1999 BRITISH COLUMBIA INTERMEDIATE MINOR LACROSSE LEAGUE**

|                 | <u>GP</u> | <u>W</u> | <u>L</u> | <u>T</u> | <u>GF</u> | <u>GA</u> | <u>PTS</u> |
|-----------------|-----------|----------|----------|----------|-----------|-----------|------------|
| Coquitlam       | 20        | 16       | 4        | 0        |           |           | 32         |
| Delta           | 20        | 16       | 4        | 0        |           |           | 32         |
| New Westminster | 21        | 13       | 7        | 1        |           |           | 26         |
| Vancouver       | 19        | 9        | 10       | 0        |           |           | 19         |
| Maple Ridge     | 21        | 4        | 16       | 1        |           |           | 8          |
| Langley         | 19        | 1        | 18       | 0        |           |           | 3          |

**2000 BRITISH COLUMBIA INTERMEDIATE LACROSSE LEAGUE**

|           | <u>GP</u> | <u>W</u> | <u>L</u> | <u>T</u> | <u>GF</u> | <u>GA</u> | <u>PTS</u> |
|-----------|-----------|----------|----------|----------|-----------|-----------|------------|
| Coquitlam | 21        | 20       | 1        | 0        |           |           | 40         |
| Delta     | 21        | 9        | 12       | 0        |           |           | 18         |
| Langley   | 21        | 9        | 12       | 0        |           |           | 18         |
| Richmond  | 21        | 4        | 17       | 0        |           |           | 8          |

**2001 BRITISH COLUMBIA INTERMEDIATE 'B' LACROSSE LEAGUE**

|                 | <u>GP</u> | <u>W</u> | <u>L</u> | <u>T</u> | <u>GF</u> | <u>GA</u> | <u>PTS</u> |
|-----------------|-----------|----------|----------|----------|-----------|-----------|------------|
| North Shore     | 15        | 12       | 2        | 1        |           |           | 25         |
| Delta           | 16        | 10       | 5        | 1        |           |           | 21         |
| Chilliwack      | 16        | 8        | 6        | 2        |           |           | 18         |
| New Westminster | 16        | 7        | 9        | 0        |           |           | 14         |
| Langley         | 15        | 0        | 15       | 0        |           |           | 0          |

**2002 BRITISH COLUMBIA INTERMEDIATE 'B' LACROSSE LEAGUE**

|                            | <u>GP</u> | <u>W</u>         | <u>L</u> | <u>T</u> | <u>GF</u> | <u>GA</u> | <u>PTS</u> |  |
|----------------------------|-----------|------------------|----------|----------|-----------|-----------|------------|--|
| Coquitlam Adanacs          | 16        | 15               | 1        | 0        |           |           | 30         |  |
| Fraser Valley Timberwolves | 16        | 10               | 6        | 0        |           |           | 20         |  |
| Delta Islanders            | 16        | 9                | 7        | 0        |           |           | 18         |  |
| Langley                    | 16        | 5                | 11       | 0        |           |           | 10         |  |
| Vancouver Burrards         | 16        | 1                | 15       | 0        |           |           | 2          |  |
| Chilliwack                 |           | <i>defaulted</i> |          |          |           |           |            |  |

**2003 BRITISH COLUMBIA INTERMEDIATE 'B' LACROSSE LEAGUE**

|                    | <u>GP</u> | <u>W</u> | <u>L</u> | <u>T</u> | <u>GF</u> | <u>GA</u> | <u>PTS</u> |
|--------------------|-----------|----------|----------|----------|-----------|-----------|------------|
| Coquitlam          | 21        | 17       | 3        | 1        |           |           | 35         |
| New Westminster    | 21        | 17       | 4        | 0        |           |           | 34         |
| Chilliwack         | 21        | 13       | 8        | 0        |           |           | 26         |
| Delta              | 21        | 10       | 10       | 1        |           |           | 21         |
| Vancouver Burrards | 21        | 10       | 11       | 0        |           |           | 20         |
| Langley            | 21        | 8        | 13       | 0        |           |           | 16         |
| Port Coquitlam     | 21        | 8        | 13       | 0        |           |           | 16         |
| Ridge Meadows      | 21        | 0        | 21       | 0        |           |           | 0          |

**2004 BRITISH COLUMBIA INTERMEDIATE 'B' LACROSSE LEAGUE**

|                      | <u>GP</u> | <u>W</u> | <u>L</u> | <u>T</u> | <u>GF</u> | <u>GA</u> | <u>PTS</u> |
|----------------------|-----------|----------|----------|----------|-----------|-----------|------------|
| Coquitlam            | 16        | 14       | 2        | 0        |           |           | 28         |
| New Westminster      | 16        | 13       | 3        | 0        |           |           | 26         |
| Port Coquitlam Black | 16        | 10       | 6        | 0        |           |           | 20         |
| Ridge Meadows        | 16        | 10       | 6        | 0        |           |           | 20         |
| North Shore          | 16        | 8        | 8        | 0        |           |           | 16         |
| Port Coquitlam Gold  | 16        | 6        | 10       | 0        |           |           | 12         |
| Chilliwack           | 16        | 4        | 12       | 0        |           |           | 8          |
| Langley              | 16        | 4        | 12       | 0        |           |           | 8          |
| Delta                | 16        | 3        | 13       | 0        |           |           | 6          |

**PLAYOFFS**

Coquitlam defeated Langley 2 games to 0 (15-4, 19-4)

New Westminster defeated Chilliwack 2 games to 0 (12-8, 7-5)

Ridge Meadows defeated North Shore 2 games to 1 (9-11, 17-6, 10-9)

Port Coquitlam Black defeated Port Coquitlam Gold 2 games to 1 (14-4, 5-6, 9-7)

**2005 BRITISH COLUMBIA INTERMEDIATE 'B' LACROSSE LEAGUE**

|                      | <u>GP</u> | <u>W</u> | <u>L</u> | <u>T</u> | <u>GF</u> | <u>GA</u> | <u>PTS</u> |
|----------------------|-----------|----------|----------|----------|-----------|-----------|------------|
| Coquitlam            | 20        | 17       | 3        | 0        |           |           | 34         |
| Semiahmoo            | 20        | 16       | 3        | 1        |           |           | 33         |
| New Westminster      | 20        | 16       | 3        | 1        |           |           | 33         |
| Chilliwack           | 20        | 14       | 6        | 0        |           |           | 28         |
| Port Coquitlam Black | 20        | 11       | 9        | 0        |           |           | 22         |
| Port Coquitlam Gold  | 20        | 10       | 10       | 0        |           |           | 20         |
| Langley              | 20        | 9        | 11       | 0        |           |           | 18         |
| Ridge Meadows        | 20        | 6        | 14       | 0        |           |           | 12         |
| Burnaby              | 20        | 5        | 15       | 0        |           |           | 10         |
| North Shore          | 20        | 4        | 16       | 0        |           |           | 8          |
| Delta                | 20        | 1        | 19       | 0        |           |           | 2          |

**2006 BRITISH COLUMBIA INTERMEDIATE 'B' LACROSSE LEAGUE**

|                      | <u>GP</u> | <u>W</u> | <u>L</u> | <u>T</u> | <u>GF</u> | <u>GA</u> | <u>PTS</u> |
|----------------------|-----------|----------|----------|----------|-----------|-----------|------------|
| Coquitlam            | 18        | 17       | 1        | 0        |           |           | 34         |
| Semiahmoo            | 18        | 15       | 3        | 0        |           |           | 30         |
| Ridge Meadows        | 18        | 15       | 3        | 0        |           |           | 30         |
| Delta                | 18        | 14       | 4        | 0        |           |           | 28         |
| Burnaby              | 18        | 12       | 6        | 0        |           |           | 24         |
| New Westminster      | 18        | 10       | 8        | 0        |           |           | 20         |
| Port Coquitlam Gold  | 18        | 8        | 10       | 0        |           |           | 16         |
| Richmond             | 18        | 8        | 10       | 0        |           |           | 16         |
| Chilliwack           | 18        | 8        | 10       | 0        |           |           | 16         |
| Port Coquitlam Black | 18        | 5        | 13       | 0        |           |           | 10         |
| North Shore          | 18        | 2        | 15       | 1        |           |           | 5          |
| Vancouver            | 18        | 1        | 16       | 1        |           |           | 3          |
| Langley              | 18        | 1        | 17       | 0        |           |           | 2          |

**2007 BRITISH COLUMBIA INTERMEDIATE 'B' LACROSSE LEAGUE**

|                            | <u>GP</u> | <u>W</u> | <u>L</u> | <u>T</u> | <u>GF</u> | <u>GA</u> | <u>PTS</u> |
|----------------------------|-----------|----------|----------|----------|-----------|-----------|------------|
| Coquitlam Adanacs          | 24        | 24       | 0        | 0        | 356       | 71        | 48         |
| Port Moody Thunder         | 24        | 19       | 5        | 0        | 235       | 152       | 38         |
| Fraser Valley Timberwolves | 24        | 19       | 5        | 0        | 270       | 164       | 38         |
| Richmond Roadrunners       | 24        | 15       | 9        | 0        | 181       | 171       | 30         |
| Delta Islanders            | 24        | 14       | 10       | 0        | 204       | 144       | 28         |
| Langley Warriors           | 24        | 11       | 12       | 1        | 188       | 167       | 23         |
| Surrey Rebels              | 24        | 11       | 12       | 1        | 136       | 176       | 23         |
| Ridge Meadows Burrards     | 24        | 11       | 13       | 0        | 219       | 231       | 22         |
| Port Coquitlam Saints      | 24        | 11       | 13       | 0        | 199       | 216       | 22         |
| North Shore Indians        | 24        | 5        | 19       | 0        | 97        | 238       | 10         |
| Burnaby Lakers             | 24        | 3        | 21       | 0        | 91        | 260       | 6          |
| Vancouver Burrards         | 24        | 0        | 24       | 0        | 111       | 297       | 0          |

**2008 BRITISH COLUMBIA INTERMEDIATE 'B' LACROSSE LEAGUE**

|                               | <u>GP</u> | <u>W</u> | <u>L</u> | <u>T</u> | <u>GF</u> | <u>GA</u> | <u>PTS</u> |
|-------------------------------|-----------|----------|----------|----------|-----------|-----------|------------|
| Coquitlam Adanacs             | 24        | 24       | 0        | 0        | 302       | 90        | 42         |
| Port Moody Thunder            | 24        | 21       | 3        | 0        | 357       | 114       | 40         |
| Ridge Meadows Burrards        | 24        | 17       | 7        | 0        | 270       | 205       | 34         |
| Surrey Rebels                 | 24        | 16       | 8        | 0        | 187       | 158       | 32         |
| Richmond Roadrunners          | 24        | 16       | 8        | 0        | 187       | 153       | 32         |
| New Westminster Salmonbellies | 24        | 15       | 9        | 0        | 188       | 168       | 28         |
| Port Coquitlam Saints         | 24        | 15       | 9        | 0        | 244       | 171       | 30         |
| North Delta Hawks             | 24        | 6        | 17       | 1        | 114       | 237       | 13         |
| Burnaby Lakers                | 24        | 6        | 18       | 0        | 115       | 218       | 12         |
| Langley Warriors              | 24        | 5        | 18       | 1        | 141       | 253       | 11         |
| Fraser Valley Timberwolves    | 24        | 5        | 19       | 0        | 104       | 242       | 10         |
| Delta Islanders               | 24        | 5        | 19       | 0        | 139       | 274       | 10         |
| North Shore Indians           | 24        | 4        | 20       | 0        | 83        | 148       | 8          |

**2009 BRITISH COLUMBIA INTERMEDIATE 'B' LACROSSE LEAGUE**

|                               | <u>GP</u> | <u>W</u> | <u>L</u> | <u>T</u> | <u>GF</u> | <u>GA</u> | <u>PTS</u> |
|-------------------------------|-----------|----------|----------|----------|-----------|-----------|------------|
| NORTH CONFERENCE              |           |          |          |          |           |           |            |
| Coquitlam Adanacs             | 18        | 17       | 1        | 0        | 261       | 78        | 34         |
| Port Moody Thunder            | 18        | 13       | 5        | 0        | 159       | 118       | 28         |
| Ridge Meadows Burrards        | 18        | 11       | 7        | 0        | 167       | 130       | 22         |
| Port Coquitlam Saints         | 18        | 11       | 7        | 0        | 159       | 112       | 22         |
| New Westminster Salmonbellies | 18        | 11       | 7        | 0        | 154       | 112       | 22         |
| North Shore Indians           | 18        | 3        | 14       | 0        | 78        | 180       | 6          |
| Burnaby Lakers                | 18        | 2        | 16       | 0        | 71        | 217       | 4          |

| SOUTH CONFERENCE     | <u>GP</u> | <u>W</u> | <u>L</u> | <u>T</u> | <u>GF</u> | <u>GA</u> | <u>PTS</u> |
|----------------------|-----------|----------|----------|----------|-----------|-----------|------------|
| Richmond Roadrunners | 18        | 14       | 4        | 0        | 171       | 121       | 28         |
| Surrey Rebels        | 18        | 11       | 7        | 0        | 163       | 148       | 22         |
| Langley Warriors     | 18        | 9        | 8        | 1        | 128       | 128       | 19         |
| North Delta Hawks    | 18        | 8        | 9        | 1        | 150       | 153       | 15         |
| Delta Islanders      | 18        | 5        | 13       | 0        | 137       | 147       | 10         |
| Semiahmoo Rock       | 18        | 1        | 17       | 0        | 60        | 214       | 2          |

#### 2010 BRITISH COLUMBIA INTERMEDIATE 'B' LACROSSE LEAGUE

| NORTH CONFERENCE              | <u>GP</u> | <u>W</u> | <u>L</u> | <u>T</u> | <u>GF</u> | <u>GA</u> | <u>PTS</u> |
|-------------------------------|-----------|----------|----------|----------|-----------|-----------|------------|
| New Westminster Salmonbellies | 19        | 17       | 2        | 0        | 168       | 79        | 34         |
| Coquitlam Adanacs             | 19        | 15       | 4        | 0        | 191       | 99        | 30         |
| North Shore Indians           | 19        | 14       | 5        | 0        | 130       | 110       | 28         |
| Ridge Meadows Burrards        | 19        | 13       | 6        | 0        | 178       | 117       | 26         |
| Port Moody Thunder            | 19        | 8        | 10       | 1        | 159       | 143       | 17         |
| Port Coquitlam Gold Saints    | 19        | 7        | 10       | 2        | 128       | 105       | 16         |
| Burnaby Lakers                | 19        | 5        | 14       | 0        | 101       | 188       | 10         |

| SOUTH CONFERENCE            | <u>GP</u> | <u>W</u> | <u>L</u> | <u>T</u> | <u>GF</u> | <u>GA</u> | <u>PTS</u> |
|-----------------------------|-----------|----------|----------|----------|-----------|-----------|------------|
| Delta Islanders             | 19        | 12       | 7        | 0        | 176       | 120       | 24         |
| North Delta Hawks           | 19        | 9        | 10       | 0        | 83        | 119       | 18         |
| Richmond Roadrunners        | 19        | 7        | 12       | 0        | 106       | 160       | 14         |
| Port Coquitlam Black Saints | 19        | 7        | 12       | 0        | 121       | 144       | 14         |
| Langley Warriors            | 19        | 7        | 12       | 0        | 90        | 132       | 14         |
| Semiahmoo Rock              | 19        | 6        | 13       | 0        | 106       | 170       | 12         |
| Surrey Rebels               | 19        | 4        | 14       | 1        | 91        | 142       | 9          |

#### PLAYOFFS

Port Coquitlam Gold Saints defeated North Delta Hawks 6-3

Richmond Roadrunners defeated Port Coquitlam Black Saints by default

Coquitlam Adanacs defeated Port Moody Thunder 15-7

Ridge Meadows Burrards defeated North Shore Indians 8-7

Delta Islanders defeated Ridge Meadows Burrards 2 games to 1 (8-7, 5-7, 9-5)

New Westminster Salmonbellies defeated Richmond Roadrunners 2 games to 1 (7-8 OT, 13-2, 15-4)

Coquitlam Adanacs defeated Port Coquitlam Gold Saints 2 games to 0 (7-2, 10-5)

#### 2011 BRITISH COLUMBIA INTERMEDIATE 'B' LACROSSE LEAGUE

| NORTH CONFERENCE              | <u>GP</u> | <u>W</u> | <u>L</u> | <u>T</u> | <u>GF</u> | <u>GA</u> | <u>PTS</u> |
|-------------------------------|-----------|----------|----------|----------|-----------|-----------|------------|
| Coquitlam Adanacs             | 18        | 15       | 3        | 0        | 199       | 66        | 30         |
| New Westminster Salmonbellies | 18        | 15       | 3        | 0        | 188       | 71        | 30         |
| North Shore Indians           | 18        | 13       | 5        | 0        | 110       | 68        | 26         |
| Port Coquitlam Saints         | 18        | 12       | 6        | 0        | 144       | 120       | 24         |
| Ridge Meadows Burrards        | 18        | 11       | 7        | 0        | 133       | 163       | 22         |
| Burnaby Lakers                | 18        | 7        | 11       | 0        | 108       | 115       | 14         |
| Port Moody Thunder            | 18        | 5        | 13       | 0        | 110       | 143       | 10         |

| SOUTH CONFERENCE     | <u>GP</u> | <u>W</u> | <u>L</u> | <u>T</u> | <u>GF</u> | <u>GA</u> | <u>PTS</u> |
|----------------------|-----------|----------|----------|----------|-----------|-----------|------------|
| North Delta Hawks    | 18        | 11       | 7        | 0        | 134       | 118       | 22         |
| Langley Warriors     | 18        | 8        | 10       | 0        | 128       | 136       | 16         |
| Delta Islanders      | 18        | 8        | 10       | 0        | 115       | 168       | 16         |
| Semiahmoo Rock       | 18        | 6        | 12       | 0        | 132       | 154       | 12         |
| Richmond Roadrunners | 18        | 6        | 12       | 0        | 115       | 165       | 12         |
| Surrey Rebels        | 18        | 0        | 18       | 0        | 82        | 211       | 0          |



**2012 BRITISH COLUMBIA INTERMEDIATE 'B' LACROSSE LEAGUE**

|                               | <u>GP</u> | <u>W</u> | <u>L</u> | <u>T</u> | <u>GF</u> | <u>GA</u> | <u>PTS</u> |
|-------------------------------|-----------|----------|----------|----------|-----------|-----------|------------|
| Port Moody Thunder            | 22        | 18       | 4        | 0        | 190       | 89        | 36         |
| Coquitlam Adanacs             | 22        | 16       | 6        | 0        | 199       | 109       | 32         |
| Burnaby Lakers                | 22        | 16       | 6        | 0        | 200       | 131       | 32         |
| New Westminster Salmonbellies | 22        | 15       | 7        | 0        | 174       | 133       | 30         |
| Delta Islanders               | 22        | 15       | 7        | 0        | 177       | 144       | 30         |
| Langley Warriors              | 22        | 9        | 12       | 1        | 152       | 171       | 19         |
| Richmond Roadrunners          | 22        | 9        | 12       | 1        | 127       | 161       | 19         |
| Port Coquitlam Saints         | 22        | 9        | 13       | 0        | 140       | 163       | 18         |
| Ridge Meadows Burrards        | 22        | 9        | 13       | 0        | 137       | 160       | 18         |
| North Delta Hawks             | 22        | 7        | 15       | 0        | 127       | 186       | 14         |
| Surrey Rebels                 | 22        | 4        | 18       | 0        | 128       | 218       | 8          |
| North Shore Indians           | 22        | 4        | 18       | 0        | 150       | 236       | 8          |

**2013 BRITISH COLUMBIA INTERMEDIATE 'B' LACROSSE LEAGUE**

|                               | <u>GP</u> | <u>W</u> | <u>L</u> | <u>T</u> | <u>GF</u> | <u>GA</u> | <u>PTS</u> |
|-------------------------------|-----------|----------|----------|----------|-----------|-----------|------------|
| Coquitlam Adanacs             | 18        | 15       | 3        | 0        | 264       | 91        | 30         |
| Delta Islanders               | 18        | 14       | 4        | 0        | 202       | 157       | 28         |
| Port Moody Thunder            | 18        | 14       | 4        | 0        | 190       | 147       | 28         |
| New Westminster Salmonbellies | 18        | 11       | 7        | 0        | 183       | 149       | 22         |
| Port Coquitlam Saints         | 18        | 10       | 8        | 0        | 170       | 173       | 20         |
| Ridge Meadows Burrards        | 18        | 8        | 10       | 0        | 223       | 216       | 16         |
| North Delta Hawks             | 18        | 7        | 11       | 0        | 174       | 193       | 14         |
| Fraser Surrey Stealth         | 18        | 6        | 12       | 0        | 206       | 227       | 12         |
| North Shore Indians           | 18        | 5        | 13       | 0        | 155       | 213       | 10         |
| Langley Warriors              | 18        | 0        | 18       | 0        | 51        | 252       | 0          |

**2014 BRITISH COLUMBIA INTERMEDIATE 'B' LACROSSE LEAGUE**

|                               | <u>GP</u> | <u>W</u> | <u>L</u> | <u>T</u> | <u>GF</u> | <u>GA</u> | <u>PTS</u> |
|-------------------------------|-----------|----------|----------|----------|-----------|-----------|------------|
| Coquitlam Adanacs             | 16        | 15       | 1        | 0        | 236       | 49        | 30         |
| Port Coquitlam Saints         | 16        | 15       | 1        | 0        | 209       | 96        | 30         |
| New Westminster Salmonbellies | 16        | 11       | 5        | 0        | 148       | 119       | 22         |
| Ridge Meadows Burrards        | 16        | 9        | 7        | 0        | 145       | 135       | 18         |
| Surrey Rebels                 | 16        | 7        | 9        | 0        | 121       | 176       | 14         |
| North Shore Indians           | 16        | 5        | 11       | 0        | 119       | 189       | 10         |
| Langley Warriors              | 16        | 5        | 11       | 0        | 106       | 168       | 10         |
| Burnaby Lakers                | 16        | 3        | 13       | 0        | 126       | 196       | 6          |
| Delta Islanders               | 16        | 2        | 14       | 0        | 95        | 177       | 4          |

**2015 BRITISH COLUMBIA INTERMEDIATE 'B' LACROSSE LEAGUE**

|                               | <u>GP</u> | <u>W</u> | <u>L</u> | <u>T</u> | <u>GF</u> | <u>GA</u> | <u>PTS</u> |
|-------------------------------|-----------|----------|----------|----------|-----------|-----------|------------|
| Coquitlam Adanacs             | 18        | 16       | 2        | 0        | 225       | 95        | 32         |
| Ridge Meadows Burrards        | 18        | 16       | 2        | 0        | 185       | 110       | 32         |
| Delta Islanders               | 18        | 12       | 6        | 0        | 161       | 118       | 24         |
| Port Moody Thunder            | 18        | 7        | 11       | 0        | 137       | 167       | 14         |
| Port Coquitlam Saints         | 18        | 4        | 14       | 0        | 107       | 179       | 8          |
| Langley Warriors              | 18        | 4        | 14       | 0        | 114       | 165       | 8          |
| New Westminster Salmonbellies | 18        | 4        | 14       | 0        | 121       | 216       | 8          |

**2016 BRITISH COLUMBIA INTERMEDIATE 'B' LACROSSE LEAGUE**

|                        | <u>GP</u> | <u>W</u> | <u>L</u> | <u>T</u> | <u>GF</u> | <u>GA</u> | <u>PTS</u> |
|------------------------|-----------|----------|----------|----------|-----------|-----------|------------|
| Coquitlam Adanacs      | 18        | 18       | 0        | 0        | 281       | 77        | 36         |
| Delta Islanders        | 18        | 12       | 6        | 0        | 223       | 117       | 24         |
| Port Moody Thunder     | 18        | 12       | 6        | 0        | 154       | 101       | 24         |
| Ridge Meadows Burrards | 18        | 12       | 6        | 0        | 176       | 118       | 24         |
| North Shore Indians    | 18        | 5        | 12       | 1        | 102       | 233       | 11         |
| Langley Warriors       | 18        | 2        | 15       | 1        | 86        | 204       | 5          |
| Burnaby Lakers         | 18        | 1        | 17       | 0        | 80        | 252       | 2          |

**2017 BRITISH COLUMBIA INTERMEDIATE 'B' LACROSSE LEAGUE**

|                               | <u>GP</u> | <u>W</u> | <u>L</u> | <u>T</u> | <u>GF</u> | <u>GA</u> | <u>PTS</u> |
|-------------------------------|-----------|----------|----------|----------|-----------|-----------|------------|
| Coquitlam Adanacs             | 20        | 17       | 3        | 0        | 257       | 101       | 34         |
| Delta Islanders               | 20        | 17       | 3        | 0        | 196       | 125       | 34         |
| Ridge Meadows Burrards        | 20        | 11       | 9        | 0        | 156       | 153       | 22         |
| North Shore Indians           | 20        | 6        | 14       | 0        | 115       | 156       | 12         |
| New Westminster Salmonbellies | 20        | 5        | 15       | 0        | 135       | 220       | 10         |
| Port Coquitlam Saints         | 20        | 4        | 16       | 0        | 105       | 209       | 8          |

**VANCOUVER ISLAND INTERMEDIATE 'B' LEAGUE****2005 VANCOUVER ISLAND INTERMEDIATE 'B' LACROSSE LEAGUE**

|                    | <u>GP</u> | <u>W</u> | <u>L</u> | <u>T</u> | <u>GF</u> | <u>GA</u> | <u>PTS</u> |
|--------------------|-----------|----------|----------|----------|-----------|-----------|------------|
| Victoria-Esquamalt | 15        | 13       | 2        | 0        | 203       | 95        | 26         |
| Peninsula          | 15        | 13       | 2        | 0        | 172       | 104       | 26         |
| Saanich            | 15        | 8        | 6        | 1        | 123       | 131       | 17         |
| Campbell River     | 15        | 5        | 9        | 1        | 132       | 160       | 11         |
| Juan de Fuca       | 15        | 3        | 11       | 1        | 95        | 160       | 7          |
| Cowichan Valley    | 15        | 1        | 13       | 1        | 108       | 183       | 3          |

**2006 VANCOUVER ISLAND INTERMEDIATE 'B' LACROSSE LEAGUE**

|                           | <u>GP</u> | <u>W</u> | <u>L</u> | <u>T</u> | <u>GF</u> | <u>GA</u> | <u>PTS</u> |
|---------------------------|-----------|----------|----------|----------|-----------|-----------|------------|
| Victoria-Esquamalt Eagles | 10        | 7        | 3        | 0        | 127       | 59        | 14         |
| Peninsula Warriors        | 10        | 7        | 3        | 0        | 129       | 80        | 14         |
| Cowichan Valley Thunder   | 10        | 6        | 4        | 0        | 112       | 85        | 12         |
| Campbell River Ravens     | 10        | 4        | 6        | 0        | 45        | 104       | 8          |
| Saanich Tigers            | 10        | 3        | 7        | 0        | 75        | 105       | 6          |
| Juan de Fuca Whalers      | 10        | 1        | 9        | 0        | 57        | 101       | 2          |
| Comox Valley Wild         | 0         | 0        | 0        | 0        | 0         | 0         | 0          |

**2007 VANCOUVER ISLAND INTERMEDIATE 'B' LACROSSE LEAGUE**

|                      | <u>GP</u> | <u>W</u> | <u>L</u> | <u>T</u> | <u>GF</u> | <u>GA</u> | <u>PTS</u> |
|----------------------|-----------|----------|----------|----------|-----------|-----------|------------|
| Peninsula Warriors   | 18        | 14       | 3        | 1        | 167       | 129       | 29         |
| Juan de Fuca Whalers | 18        | 10       | 7        | 1        | 178       | 176       | 21         |
| Cowichan Valley 2    | 18        | 9        | 8        | 1        | 190       | 178       | 19         |
| Saanich Tigers       | 18        | 9        | 9        | 0        | 176       | 151       | 18         |
| Cowichan Valley 1    | 18        | 7        | 10       | 1        | 157       | 148       | 15         |
| Comox Valley Wild    | 18        | 3        | 15       | 0        | 83        | 174       | 6          |

**2009 VANCOUVER ISLAND INTERMEDIATE 'B' LACROSSE LEAGUE**

|                    | <u>GP</u> | <u>W</u> | <u>L</u> | <u>T</u> | <u>GF</u> | <u>GA</u> | <u>PTS</u> |
|--------------------|-----------|----------|----------|----------|-----------|-----------|------------|
| Juan de Fuca       | 14        | 12       | 0        | 2        | 168       | 60        | 26         |
| Peninsula          | 14        | 10       | 3        | 1        | 138       | 82        | 21         |
| Cowichan Valley 2  | 14        | 8        | 6        | 0        | 95        | 104       | 16         |
| Saanich            | 14        | 6        | 6        | 2        | 96        | 92        | 14         |
| Oceanside          | 14        | 5        | 9        | 0        | 120       | 145       | 10         |
| Cowichan Valley 1  | 14        | 2        | 10       | 2        | 81        | 127       | 6          |
| Victoria-Esquamalt | 14        | 2        | 11       | 1        | 79        | 167       | 5          |

**2011 VANCOUVER ISLAND INTERMEDIATE 'B' LACROSSE LEAGUE**

|           | <u>GP</u> | <u>W</u> | <u>L</u> | <u>T</u> | <u>GF</u> | <u>GA</u> | <u>PTS</u> |
|-----------|-----------|----------|----------|----------|-----------|-----------|------------|
| Westshore | 16        | 13       | 2        | 1        | 151       | 76        | 27         |
| Saanich   | 16        | 12       | 3        | 1        | 133       | 90        | 25         |
| Oceanside | 16        | 10       | 6        | 0        | 158       | 96        | 20         |
| Peninsula | 16        | 2        | 14       | 0        | 83        | 154       | 4          |
| Nanaimo   | 16        | 2        | 14       | 0        | 79        | 188       | 4          |

**2013 VANCOUVER ISLAND INTERMEDIATE 'B' LACROSSE LEAGUE**

|                | <u>GP</u> | <u>W</u> | <u>L</u> | <u>T</u> | <u>GF</u> | <u>GA</u> | <u>PTS</u> |
|----------------|-----------|----------|----------|----------|-----------|-----------|------------|
| Juan de Fuca   | 9         | 7        | 0        | 2        | 111       | 58        | 16         |
| Comox          | 10        | 7        | 2        | 1        | 127       | 102       | 15         |
| Saanich Tigers | 11        | 4        | 6        | 1        | 122       | 100       | 9          |
| Nanaimo        | 10        | 0        | 10       | 0        | 73        | 162       | 0          |

**2014 VANCOUVER ISLAND INTERMEDIATE 'B' LACROSSE LEAGUE**

|                | <u>GP</u> | <u>W</u> | <u>L</u> | <u>T</u> | <u>GF</u> | <u>GA</u> | <u>PTS</u> |
|----------------|-----------|----------|----------|----------|-----------|-----------|------------|
| Cowichan       | 14        | 9        | 4        | 1        | 175       | 118       | 19         |
| Saanich        | 10        | 6        | 3        | 1        | 106       | 95        | 13         |
| Juan de Fuca   | 10        | 1        | 9        | 0        | 70        | 131       | 2          |
| Campbell River | 0         | 0        | 0        | 0        | 0         | 0         | 0          |

**2015 VANCOUVER ISLAND INTERMEDIATE 'B' LACROSSE LEAGUE**

|                         | <u>GP</u> | <u>W</u> | <u>L</u> | <u>T</u> | <u>GF</u> | <u>GA</u> | <u>PTS</u> |
|-------------------------|-----------|----------|----------|----------|-----------|-----------|------------|
| Cowichan Valley Thunder | 14        | 12       | 2        | 0        | 205       | 70        | 24         |
| Saanich Tigers          | 12        | 7        | 5        | 0        | 131       | 91        | 14         |
| Juan de Fuca Whalers    | 14        | 6        | 8        | 0        | 124       | 191       | 12         |
| Oceanside Sharks        | 12        | 5        | 7        | 0        | 80        | 107       | 10         |
| Peninsula Warriors      | 8         | 0        | 8        | 0        | 29        | 110       | 0          |

**CARIBOO CENTRAL INTERIOR INTERMEDIATE LACROSSE LEAGUE****2014 CARIBOO CENTRAL INTERIOR INTERMEDIATE LACROSSE LEAGUE**

|                     | <u>GP</u> | <u>W</u> | <u>L</u> | <u>T</u> | <u>GF</u> | <u>GA</u> | <u>PTS</u> |
|---------------------|-----------|----------|----------|----------|-----------|-----------|------------|
| Quesnel Wildfire    | 12        | 9        | 2        | 1        | 117       | 70        | 19         |
| Prince George Posse | 12        | 6        | 5        | 1        | 94        | 88        | 13         |
| Mackenzie Spartans  | 8         | 0        | 8        | 0        | 22        | 75        | 0          |

*Mackenzie Spartans forfeited 2 games to Quesnel Wildfire and 2 games to Prince George Posse*

# BRITISH COLUMBIA JUNIOR 'B' LACROSSE

2018-

## 2018 BRITISH COLUMBIA JUNIOR 'B' LACROSSE

| BRITISH COLUMBIA TIER 1 LEAGUE | GP | W  | L  | T | GF  | GA  | PTS |
|--------------------------------|----|----|----|---|-----|-----|-----|
| Victoria Shamrocks*            | 18 | 14 | 3  | 1 | 238 | 157 | 29  |
| Coquitlam Adanacs              | 18 | 14 | 4  | 0 | 212 | 132 | 28  |
| Maple Ridge Burrards           | 18 | 12 | 6  | 0 | 204 | 185 | 24  |
| Port Coquitlam Saints          | 18 | 10 | 7  | 1 | 173 | 137 | 21  |
| Langley Thunder                | 18 | 10 | 8  | 0 | 193 | 155 | 20  |
| New Westminster Salmonbellies  | 18 | 10 | 8  | 0 | 176 | 175 | 20  |
| Delta Islanders                | 18 | 8  | 10 | 0 | 152 | 174 | 16  |
| Richmond Roadrunners           | 18 | 5  | 13 | 0 | 152 | 187 | 10  |
| Nanaimo Timbermen              | 18 | 4  | 14 | 0 | 149 | 204 | 8   |
| Burnaby Lakers                 | 18 | 2  | 16 | 0 | 101 | 244 | 4   |

### PLAYOFFS

Victoria Shamrocks defeated Richmond Roadrunners 2 games to 0 (10-5, 12-11 OT)  
 Coquitlam Adanacs defeated Delta Islanders 2 games to 0 (13-9, 15-5)  
 Maple Ridge Burrards defeated New Westminster Salmonbellies 2 games to 0 (15-9, 10-9)  
 Port Coquitlam Saints defeated Langley Thunder 2 games to 1 (6-7, 10-6, 10-9)

Victoria Shamrocks defeated Port Coquitlam Saints 2 games to 0 (17-10, 10-6)  
 Coquitlam Adanacs defeated Maple Ridge Burrards 2 games to 0 (11-10, 13-6)

Victoria Shamrocks defeated Coquitlam Adanacs 2 games to 1 (10-8, 12-13 OT, 8-5)

| THOMPSON OKANAGAN TIER 1 LEAGUE | GP | W | L | T | OL | GF  | GA  | PTS |
|---------------------------------|----|---|---|---|----|-----|-----|-----|
| Vernon Tigers*                  | 12 | 9 | 1 | 2 | 0  | 166 | 83  | 20  |
| Kamloops Venom                  | 12 | 9 | 2 | 1 | 0  | 140 | 111 | 19  |
| Armstrong Shamrocks             | 12 | 2 | 9 | 1 | 0  | 104 | 159 | 5   |
| South Okanagan Flames           | 12 | 1 | 8 | 2 | 1  | 106 | 163 | 5   |

### PLAYOFFS

Vernon Tigers defeated South Okanagan Flames 3 games to 0 (12-6, 15-7, 12-4)  
 Kamloops Venom defeated Armstrong Shamrocks 3 games to 0 (22-8, 9-5, 17-4)

Vernon Tigers defeated Kamloops Venom 3 games to 0 (13-12, 20-6, 12-9)

| WEST COAST TIER 2 LEAGUE | GP | W  | L  | T | GF  | GA  | PTS |
|--------------------------|----|----|----|---|-----|-----|-----|
| Port Moody Thunder       | 16 | 14 | 1  | 1 | 233 | 110 | 29  |
| Coquitlam Adanacs        | 16 | 13 | 1  | 2 | 193 | 91  | 28  |
| Ridge Meadows Burrards   | 16 | 7  | 6  | 3 | 168 | 146 | 17  |
| New West Salmonbellies   | 16 | 6  | 10 | 0 | 126 | 167 | 12  |
| Burnaby Lakers           | 16 | 4  | 9  | 3 | 144 | 212 | 11  |
| Delta Islanders          | 16 | 2  | 13 | 1 | 125 | 216 | 5   |
| Port Coquitlam Saints    | 6  | 0  | 6  | 0 | 10  | 57  | 0   |

*Port Coquitlam Saints forfeited game 1-0 to Coquitlam Adanacs on May 6, 2018*  
*Port Coquitlam Saints forfeited game 1-0 to New Westminster Salmonbellies on May 16, 2018*  
*Port Coquitlam Saints forfeited game 1-0 to Delta Islanders on June 4, 2018*  
*Port Coquitlam Saints folded in mid-season*

| PACIFIC NORTHWEST TIER 2 LEAGUE | GP | W  | L  | T | GF  | GA  | PTS |
|---------------------------------|----|----|----|---|-----|-----|-----|
| Cowichan Valley Thunder         | 16 | 13 | 1  | 2 | 225 | 125 | 28  |
| Saanich Express                 | 16 | 9  | 5  | 2 | 155 | 142 | 20  |
| Westshore Bears                 | 16 | 7  | 5  | 4 | 191 | 150 | 18  |
| Campbell River Ravens           | 16 | 6  | 10 | 0 | 146 | 172 | 12  |
| Nanaimo Timbermen               | 16 | 1  | 15 | 0 | 89  | 217 | 2   |

*Nanaimo Timberment forfeited game 1-0 to Saanich Express on June 17, 2018*

| WEST COAST TIER 3 LEAGUE | GP | W  | L  | T | GF  | GA  | PTS |
|--------------------------|----|----|----|---|-----|-----|-----|
| Langley Warriors         | 16 | 15 | 1  | 0 | 222 | 101 | 30  |
| North Shore Indians      | 16 | 10 | 5  | 1 | 177 | 112 | 21  |
| Coquitlam Adanacs        | 16 | 10 | 6  | 0 | 136 | 159 | 20  |
| Maple Ridge Burrards     | 16 | 2  | 12 | 2 | 112 | 186 | 6   |
| Port Coquitlam Saints    | 16 | 1  | 14 | 1 | 100 | 189 | 3   |

## 2019 BRITISH COLUMBIA JUNIOR 'B' LACROSSE

| BRITISH COLUMBIA TIER 1 LEAGUE | <u>GP</u> | <u>W</u> | <u>L</u> | <u>T</u> | <u>GF</u> | <u>GA</u> | <u>PTS</u> |
|--------------------------------|-----------|----------|----------|----------|-----------|-----------|------------|
| Coquitlam Adanacs              | 18        | 15       | 3        | 0        | 207       | 109       | 30         |
| Victoria Shamrocks             | 18        | 13       | 4        | 1        | 167       | 136       | 27         |
| Delta Islanders*               | 18        | 13       | 5        | 0        | 209       | 163       | 26         |
| Port Coquitlam Saints          | 18        | 11       | 7        | 0        | 182       | 158       | 22         |
| Richmond Roadrunners           | 18        | 10       | 7        | 1        | 171       | 168       | 21         |
| Nanaimo Timbermen              | 18        | 8        | 8        | 2        | 180       | 164       | 18         |
| Langley Thunder                | 18        | 7        | 11       | 0        | 171       | 189       | 14         |
| New Westminster Salmonbellies  | 18        | 6        | 12       | 0        | 163       | 169       | 12         |
| Maple Ridge Burrards           | 18        | 5        | 13       | 0        | 153       | 157       | 10         |
| Burnaby Lakers                 | 18        | 0        | 18       | 0        | 78        | 268       | 0          |

### PLAYOFFS

Coquitlam Adanacs defeated New Westminster Salmonbellies 2 games to 0 (15-6, 12-5)  
 Victoria Shamrocks defeated Langley Thunder 2 games to 1 (9-5, 8-13, 10-9)  
 Delta Islanders defeated Nanaimo Timbermen 2 games to 1 (7-10, 10-8, 10-9)  
 Richmond Roadrunners defeated Port Coquitlam Saints 2 games to 1 (12-16, 11-5, 9-8 OT)  
 Coquitlam Adanacs defeated Richmond Roadrunners 2 games to 0 (12-8, 6-4)  
 Delta Islanders defeated Victoria Shamrocks 2 games to 1 (7-8, 10-7, 6-5)  
 Delta Islanders defeated Coquitlam Adanacs 3 games to 1 (10-7, 12-8, 6-18, 8-6)

| THOMPSON OKANAGAN TIER 1 LEAGUE | <u>GP</u> | <u>W</u> | <u>L</u> | <u>T</u> | <u>OL</u> | <u>GF</u> | <u>GA</u> | <u>PTS</u> |
|---------------------------------|-----------|----------|----------|----------|-----------|-----------|-----------|------------|
| Kamloops Venom                  | 14        | 11       | 3        | 0        | 0         | 176       | 126       | 22         |
| South Okanagan Flames*          | 14        | 6        | 7        | 1        | 0         | 162       | 175       | 13         |
| Vernon Tigers                   | 14        | 3        | 10       | 1        | 0         | 138       | 175       | 7          |

### PLAYOFFS

South Okanagan Flames defeated Vernon Tigers 2 games to 1 (6-10, 16-4, 10-8)  
 South Okanagan Flames defeated Kamloops Venom 3 games to 1 (16-15 2OT, 12-9, 7-9, 5-4)

| WEST COAST TIER 2 LEAGUE      | <u>GP</u> | <u>W</u> | <u>L</u> | <u>T</u> | <u>GF</u> | <u>GA</u> | <u>PTS</u> |
|-------------------------------|-----------|----------|----------|----------|-----------|-----------|------------|
| Coquitlam Adanacs*            | 19        | 19       | 0        | 0        | 224       | 61        | 38         |
| Port Moody Thunder            | 20        | 18       | 2        | 0        | 258       | 103       | 26         |
| Langley Warriors              | 20        | 15       | 5        | 0        | 195       | 141       | 30         |
| North Shore Indians           | 19        | 13       | 5        | 1        | 221       | 155       | 27         |
| Port Coquitlam Saints         | 20        | 9        | 11       | 0        | 155       | 190       | 18         |
| New Westminster Salmonbellies | 20        | 8        | 10       | 2        | 177       | 185       | 18         |
| Surrey Rebels                 | 19        | 6        | 10       | 3        | 149       | 190       | 15         |
| Burnaby Lakers                | 19        | 6        | 11       | 2        | 153       | 194       | 14         |
| Delta Islanders               | 19        | 5        | 13       | 1        | 153       | 205       | 11         |
| Valley Rebels                 | 19        | 2        | 17       | 0        | 75        | 235       | 4          |
| Ridge Meadows Burrards        | 20        | 1        | 18       | 1        | 91        | 192       | 3          |

*Standings as of July 17, 2019; missing three game results from July 19-20, 2019*

*Ridge Meadows Burrards forfeited 5 games 1-0 to Surrey on May 22, 2019, to New Westminster Salmonbellies on June 26, 2019, to Valley Rebels on July 5, 2019, to Coquitlam Adanacs on July 10, 2019, and to Burnaby Lakers on July 13, 2019  
 Delta Islanders forfeited 2 games 1-0 to Ridge Meadows Burrards on June 12, 2019 and to Langley Warriors on July 9, 2019*

### PLAYOFFS

Coquitlam Adanacs defeated Port Coquitlam Saints 2 games to 0 (11-8, 10-9)  
 North Shore Indians defeated Langley Warriors 2 games to 1 (7-8, 10-7, 13-10)  
 Coquitlam Adanacs defeated North Shore Indians

| PACIFIC NORTHWEST TIER 2 LEAGUE | <u>GP</u> | <u>W</u> | <u>L</u> | <u>T</u> | <u>OL</u> | <u>GF</u> | <u>GA</u> | <u>PTS</u> |
|---------------------------------|-----------|----------|----------|----------|-----------|-----------|-----------|------------|
| Westshore Bears*                | 16        | 16       | 0        | 0        | 0         | 191       | 74        | 32         |
| Saanich Express                 | 16        | 12       | 4        | 0        | 0         | 194       | 95        | 24         |
| Campbell River Ravens           | 16        | 5        | 10       | 1        | 0         | 132       | 190       | 11         |
| Nanaimo Timbermen               | 16        | 4        | 11       | 1        | 0         | 158       | 181       | 9          |
| Oceanside Sharks                | 16        | 2        | 14       | 0        | 0         | 94        | 229       | 4          |

**PLAYOFFS**

Westshore Bears defeated Nanaimo Timbermen 2 games to 0 (11-8, 16-3)

Saanich Express defeated Campbell River Ravens 2 games to 0 (17-4, 19-4)

Westshore Bears defeated Saanich Express 2 games to 1 (9-8, 5-9, 0-0\*)

\*game cancelled and series awarded to Westshore Bears due to Saanich Express not correctly filling out the scoresheet in the first game

**2020 BRITISH COLUMBIA JUNIOR 'B' LACROSSE**

*British Columbia Junior 'B' season cancelled on June 8, 2020 due to the COVID-19 coronavirus pandemic*

**2021 BRITISH COLUMBIA JUNIOR 'B' LACROSSE**

**BRITISH COLUMBIA TIER 1 LEAGUE**

| EXHIBITION SEASON             | <u>GP</u> | <u>W</u> | <u>L</u> | <u>T</u> | <u>OL</u> | <u>GF</u> | <u>GA</u> | <u>PTS</u> | <u>PCT</u> |
|-------------------------------|-----------|----------|----------|----------|-----------|-----------|-----------|------------|------------|
| Coquitlam Adanacs             | 9         | 7        | 2        | 0        | 0         | 97        | 50        | 14         | .778       |
| Delta Islanders               | 8         | 6        | 2        | 0        | 0         | 76        | 73        | 12         | .750       |
| Victoria Shamrocks            | 8         | 6        | 2        | 0        | 0         | 82        | 54        | 12         | .750       |
| Nanaimo Timbermen             | 8         | 5        | 3        | 0        | 0         | 78        | 63        | 10         | .625       |
| Burnaby Lakers                | 8         | 3        | 5        | 0        | 0         | 66        | 69        | 6          | .375       |
| Port Coquitlam Saints         | 8         | 3        | 5        | 0        | 0         | 72        | 76        | 6          | .375       |
| Langley Thunder               | 8         | 3        | 5        | 0        | 0         | 62        | 75        | 6          | .375       |
| Maple Ridge Burrards          | 8         | 2        | 6        | 0        | 0         | 68        | 88        | 4          | .250       |
| New Westminster Salmonbellies | 7         | 1        | 6        | 0        | 0         | 43        | 96        | 2          | .143       |

**PLAYOFFS – ISLAND SERIES**

Victoria Shamrocks defeated Nanaimo Timbermen 9-8

**PLAYOFFS – MAINLAND SERIES**

Coquitlam Adanacs defeated New Westminster Salmonbellies 19-5

Langley Thunder defeated Maple Ridge Burrards 2 games to 0 (10-8, 11-7)

Port Coquitlam Saints defeated Burnaby Lakers 2 games to 0 (11-9, 6-4)

Coquitlam Adanacs defeated Langley Thunder 2 games to 0 (11-6, 15-10)

Delta Islanders defeated Port Coquitlam Saints 2 games to 0 (15-11, 9-6)

Coquitlam Adanacs defeated Delta Islanders 3 games to 0 (14-7, 11-10, 9-6)

**WEST COAST TIER 2 1 LEAGUE**

| EXHIBITION SEASON          | <u>GP</u> | <u>W</u> | <u>L</u> | <u>T</u> | <u>OL</u> | <u>GF</u> | <u>GA</u> | <u>PTS</u> | <u>PCT</u> |
|----------------------------|-----------|----------|----------|----------|-----------|-----------|-----------|------------|------------|
| Coquitlam Adanacs          | 9         | 6        | 0        | 2        | 0         | 103       | 60        | 16         | .889       |
| Surrey Rebels              | 10        | 7        | 2        | 1        | 0         | 105       | 84        | 15         | .750       |
| Port Coquitlam Saints      | 9         | 4        | 2        | 2        | 1         | 83        | 77        | 11         | .611       |
| Burnaby Lakers             | 9         | 2        | 6        | 1        | 0         | 74        | 92        | 5          | .278       |
| West Kootenay Timberwolves | 6         | 2        | 4        | 0        | 0         | 61        | 74        | 4          | .333       |
| Delta Islanders            | 9         | 1        | 8        | 0        | 0         | 56        | 95        | 2          | .111       |

*Delta Islanders forfeited game 1-0 to Coquitlam Adanacs on July 16, 2021*

**PACIFIC NORTHWEST TIER 2 LEAGUE**

| EXHIBITION SEASON     | <u>GP</u> | <u>W</u> | <u>L</u> | <u>T</u> | <u>OL</u> | <u>GF</u> | <u>GA</u> | <u>PTS</u> | <u>PCT</u> |
|-----------------------|-----------|----------|----------|----------|-----------|-----------|-----------|------------|------------|
| Westshore Bears       | 6         | 6        | 0        | 0        | 0         | 83        | 26        | 12         | 1.000      |
| Saanich Express       | 7         | 5        | 2        | 0        | 0         | 82        | 61        | 10         | .714       |
| Campbell River Ravens | 6         | 2        | 4        | 0        | 0         | 33        | 66        | 4          | .333       |
| Oceanside Sharks      | 7         | 0        | 7        | 0        | 0         | 40        | 85        | 0          | .000       |

## 2022 BRITISH COLUMBIA JUNIOR 'B' LACROSSE

| BRITISH COLUMBIA TIER 1 LEAGUE | <u>GP</u> | <u>W</u> | <u>L</u> | <u>T</u> | <u>GF</u> | <u>GA</u> | <u>PTS</u> |
|--------------------------------|-----------|----------|----------|----------|-----------|-----------|------------|
| Victoria Shamrocks             | 18        | 17       | 1        | 0        | 221       | 114       | 34         |
| Nanaimo Timbermen              | 18        | 15       | 3        | 0        | 208       | 123       | 30         |
| Coquitlam Adanacs*             | 18        | 14       | 4        | 0        | 192       | 106       | 28         |
| Burnaby Lakers                 | 18        | 10       | 8        | 0        | 192       | 177       | 20         |
| Langley Thunder                | 18        | 9        | 9        | 0        | 134       | 157       | 18         |
| Delta Islanders                | 18        | 8        | 10       | 0        | 136       | 145       | 16         |
| Maple Ridge Burrards           | 18        | 6        | 11       | 1        | 140       | 185       | 13         |
| Port Coquitlam Saints          | 18        | 5        | 13       | 0        | 143       | 197       | 10         |
| New Westminster Salmonbellies  | 17        | 3        | 13       | 1        | 120       | 213       | 7          |
| Richmond Roadrunners           | 17        | 1        | 16       | 0        | 81        | 150       | 2          |

### PLAYOFFS

Nanaimo Timbermens defeated Port Coquitlam Saints 2 games to 0 (16-5, 9-8)

Coquitlam Adanacs defeated Delta Islanders 2 games to 0 (12-6, 14-6)

Burnaby Lakers defeated Langley Thunder 2 games to 0 (6-5, 11-10)

Victoria Shamrocks defeated Burnaby Lakers 2 games to 0 (12-5, 11-10 OT)

Coquitlam Adanacs defeated Nanaimo Timbermen 2 games to 0 (7-5, 10-8)

Coquitlam Adanacs defeated Victoria Shamrocks 2 games to 0 (11-5, 10-4)

| THOMPSON OKANAGAN TIER 1 LEAGUE | <u>GP</u> | <u>W</u> | <u>L</u> | <u>T</u> | <u>GF</u> | <u>GA</u> | <u>PTS</u> |
|---------------------------------|-----------|----------|----------|----------|-----------|-----------|------------|
| Kamloops Venom*                 | 16        | 13       | 2        | 1        | 191       | 81        | 27         |
| Kelowna Kodiaks                 | 16        | 12       | 4        | 0        | 196       | 121       | 24         |
| South Okanagan Flames           | 16        | 6        | 9        | 1        | 128       | 129       | 13         |
| Vernon Tigers                   | 16        | 3        | 10       | 3        | 113       | 192       | 9          |
| Armstrong Shamrocks             | 16        | 2        | 11       | 3        | 104       | 209       | 7          |

### PLAYOFFS

Kamloops Venom defeated Vernon Tigers 2 games to 0 (22-5, 14-3)

South Okanagan Flames defeated Kelowna Kodiaks 2 games to 1 (11-9, 10-12, 1-0 forfeit)

Kamloops Venom defeated South Okanagan Flames 3 games to 0 (14-5, 9-6, 11-8)

### TIER 1 PROVINCIAL FINAL

Coquitlam Adanacs defeated Kamloops Venom in two-game, total-goals series 28-11 (11-5, 17-6)

| WEST COAST TIER 2 LEAGUE | <u>GP</u> | <u>W</u> | <u>L</u> | <u>T</u> | <u>GF</u> | <u>GA</u> | <u>PTS</u> |
|--------------------------|-----------|----------|----------|----------|-----------|-----------|------------|
| Coquitlam Adanacs*       | 14        | 13       | 1        | 0        | 127       | 62        | 26         |
| Surrey Rebels            | 14        | 11       | 3        | 0        | 150       | 98        | 22         |
| Valley Rebels            | 14        | 11       | 3        | 0        | 118       | 63        | 22         |
| Port Moody Thunder       | 14        | 8        | 6        | 0        | 87        | 111       | 16         |
| North Shore Indians      | 14        | 6        | 8        | 0        | 80        | 119       | 12         |
| Delta Islanders          | 14        | 3        | 10       | 1        | 66        | 117       | 7          |
| Langley Warriors         | 14        | 3        | 10       | 1        | 64        | 122       | 7          |
| Port Coquitlam Saints    | 14        | 0        | 14       | 0        | 0         | 0         | 0          |

*North Shore Indians forfeited game to Valley Rebels 1-0 on July 15, 2022*

*Delta Islanders forfeited game to Coquitlam Adanacs 0-0 on June 21, 2022*

*Langley Warriors forfeited game to Coquitlam Adanacs 0-0 on June 24, 2022*

*Langley Warriors forfeited game to Port Moody Thunder 1-0 on June 27, 2022*

### PLAYOFFS

Coquitlam Adanacs defeated Port Moody Thunder 2 games to 0 (12-10, 15-3)

Valley Rebels defeated Surrey Rebels 2 games to 0 (9-8, 9-2)

Coquitlam Adanacs defeated Valley Rebels 2 games to 0 (10-9, 14-3)

| PACIFIC NORTHWEST TIER 2 LEAGUE | <u>GP</u> | <u>W</u> | <u>L</u> | <u>T</u> | <u>GF</u> | <u>GA</u> | <u>PTS</u> |
|---------------------------------|-----------|----------|----------|----------|-----------|-----------|------------|
| Saanich Express*                | 16        | 14       | 1        | 1        | 226       | 103       | 29         |
| Westshore Bears                 | 16        | 12       | 3        | 1        | 218       | 103       | 25         |
| Nanaimo Timbermen               | 16        | 6        | 8        | 2        | 158       | 178       | 14         |
| Campbell River Ravens           | 16        | 3        | 13       | 0        | 115       | 224       | 6          |
| Oceanside Sharks                | 16        | 3        | 13       | 0        | 115       | 224       | 6          |

### PLAYOFFS

Saanich Express defeated Campbell River Ravens 2 games to 0 (17-2, 15-1)

Westshore Bears defeated Nanaimo Timbermen 2 games to 0 (16-7, 10-7)

Saanich Express defeated Westshore Bears 2 games to 1 (16-10, 6-11, 15-6)

## 2023 BRITISH COLUMBIA JUNIOR 'B' LACROSSE

| BRITISH COLUMBIA TIER 1 LEAGUE | <u>GP</u> | <u>W</u> | <u>L</u> | <u>T</u> | <u>GF</u> | <u>GA</u> | <u>PTS</u> |
|--------------------------------|-----------|----------|----------|----------|-----------|-----------|------------|
| Coquitlam Adanacs              | 18        | 15       | 3        | 0        | 253       | 107       | 30         |
| Victoria Shamrocks*            | 18        | 15       | 3        | 0        | 271       | 109       | 30         |
| Port Coquitlam Saints          | 18        | 14       | 4        | 0        | 208       | 142       | 28         |
| Nanaimo Timbermen              | 18        | 14       | 4        | 0        | 202       | 131       | 28         |
| Maple Ridge Burrards           | 18        | 9        | 9        | 0        | 159       | 219       | 18         |
| Delta Islanders                | 18        | 8        | 10       | 0        | 181       | 189       | 16         |
| New Westminster Salmonbellies  | 18        | 4        | 12       | 2        | 156       | 241       | 10         |
| Burnaby Lakers                 | 18        | 4        | 13       | 1        | 153       | 234       | 9          |
| Langley Thunder                | 18        | 4        | 14       | 0        | 150       | 229       | 8          |
| Richmond Roadrunners           | 18        | 1        | 16       | 1        | 119       | 251       | 3          |

### PLAYOFFS

Port Coquitlam Saints defeated Delta Islanders 2 games to 0 (13-8, 12-9)  
 Nanaimo Timbermen defeated Maple Ridge Burrards 2 games to 0 (23-8, 8-7)

Coquitlam Adanacs defeated Nanaimo Timbermen 2 games to 0 (12-9, 7-4)  
 Victoria Shamrocks defeated Port Coquitlam Saints 2 games to 0 (10-3, 8-4)

Victoria Shamrocks defeated Coquitlam Adanacs 3 games to 2 (15-20, 8-5, 6-4, 3-11, 10-6)

| THOMPSON OKANAGAN TIER 1 LEAGUE | <u>GP</u> | <u>W</u> | <u>L</u> | <u>T</u> | <u>GF</u> | <u>GA</u> | <u>PTS</u> |
|---------------------------------|-----------|----------|----------|----------|-----------|-----------|------------|
| Kamloops Venom*                 | 14        | 14       | 0        | 0        | 200       | 72        | 28         |
| Vernon Tigers                   | 14        | 7        | 7        | 0        | 128       | 148       | 14         |
| South Okanagan Flames           | 14        | 5        | 7        | 2        | 142       | 153       | 12         |
| Kelowna Kodiaks                 | 14        | 0        | 12       | 2        | 102       | 199       | 2          |

### PLAYOFFS

Kamloops Venom defeated Kelowna Kodiaks 2 games to 0 (24-5, 23-8)  
 Vernon Tigers defeated South Okanagan Flames 2 games to 1 (11-12, 15-4\*, 1-0\*\*)  
 \*game called due to unsafe floor conditions; \*\*game forfeited due to lack of players

Kamloops Venom defeated Vernon Tigers 3 games to 0 (14-8, 6-4, 15-3)

### TIER 1 PROVINCIAL FINAL

Victoria Shamrocks defeated Kamloops Venom in two-game, total-goals series 31-14 (13-5, 18-9)

| WEST COAST TIER 2 LEAGUE      | <u>GP</u> | <u>W</u> | <u>L</u> | <u>T</u> | <u>GF</u> | <u>GA</u> | <u>PTS</u> |
|-------------------------------|-----------|----------|----------|----------|-----------|-----------|------------|
| Coquitlam Adanacs Gold        | 16        | 16       | 0        | 0        | 200       | 48        | 32         |
| Valley Sturgeon               | 16        | 12       | 4        | 0        | 123       | 96        | 24         |
| Surrey Rebels                 | 16        | 11       | 4        | 1        | 155       | 125       | 23         |
| Coquitlam Adanacs Purple      | 16        | 10       | 6        | 0        | 122       | 105       | 20         |
| Port Coquitlam Saints         | 16        | 6        | 9        | 1        | 98        | 143       | 13         |
| New Westminster Salmonbellies | 16        | 5        | 9        | 2        | 105       | 133       | 12         |
| North Shore Indians           | 16        | 5        | 10       | 1        | 111       | 139       | 11         |
| Delta Islanders               | 16        | 3        | 12       | 1        | 104       | 157       | 7          |
| Port Moody Thunder            | 16        | 0        | 14       | 2        | 94        | 166       | 2          |

*New Westminster Salmonbellies forfeited game to Coquitlam Adanacs Gold 0-0 on June 13, 2023*

*North Shore Indians forfeited game to Coquitlam Adanacs Purple 0-0 on June 25, 2023*

*Valley Sturgeon forfeited game to Coquitlam Adanacs Gold 0-0 on June 28, 2023*

*North Shore Indians forfeited game to Coquitlam Adanacs Gold 1-0 on July 11, 2023*

### PLAYOFFS

Coquitlam Adanacs Gold defeated Coquitlam Adanacs Purple 2 games to 0 (12-7, 12-9)  
 Valley Sturgeon defeated Surrey Rebels 2 games to 1 (6-7, 9-5, 8-7)

Coquitlam Adanacs Gold defeated Valley Sturgeon 2 games to 0 (13-2, 18-5)



| PACIFIC NORTHWEST TIER 2 LEAGUE | <u>GP</u> | <u>W</u> | <u>L</u> | <u>T</u> | <u>GF</u> | <u>GA</u> | <u>PTS</u> |
|---------------------------------|-----------|----------|----------|----------|-----------|-----------|------------|
| Saanich Express*                | 15        | 15       | 0        | 0        | 215       | 82        | 30         |
| Westshore Bears                 | 15        | 12       | 3        | 0        | 188       | 90        | 24         |
| Nanaimo Timbermen               | 15        | 8        | 6        | 1        | 167       | 167       | 17         |
| Oceanside Sharks                | 15        | 4        | 10       | 1        | 107       | 162       | 9          |
| Campbell River Ravens           | 15        | 4        | 11       | 0        | 119       | 193       | 8          |
| Cowichan Thunder                | 15        | 1        | 14       | 0        | 104       | 206       | 2          |

PLAYOFFS

Oceanside Sharks defeated Campbell River Ravens 18-12

Nanaimo Timbermen defeated Cowichan Thunder 13-9

Saanich Express defeated Oceanside Sharks 2 games to 0 (19-3, 20-7)

Westshore Bears defeated Nanaimo Timbermen 2 games to 0 (10-6, 17-4)

Saanich Express defeated Westshore Bears 2 games to 0 (15-7, 10-9)

### BRITISH COLUMBIA TIER 1 LEAGUE LEAGUE CHAMPIONS

|      | <u>Champion</u>           | <u>Finalist</u>    |
|------|---------------------------|--------------------|
| 2018 | <b>Victoria Shamrocks</b> | Coquitlam Adanacs  |
| 2019 | <b>Delta Islanders</b>    | Coquitlam Adanacs  |
| 2020 | <i>no decision</i>        |                    |
| 2021 | <i>no decision</i>        |                    |
| 2022 | <b>Coquitlam Adanacs</b>  | Victoria Shamrocks |
| 2023 | <b>Victoria Shamrocks</b> | Coquitlam Adanacs  |

### THOMPSON OKANAGAN TIER 1 LEAGUE CHAMPIONS

|      | <u>Champion</u>              | <u>Finalist</u>       |
|------|------------------------------|-----------------------|
| 2018 | <b>Vernon Tigers</b>         | Kamloops Venom        |
| 2019 | <b>South Okanagan Flames</b> | Kamloops Venom        |
| 2020 | <i>no decision</i>           |                       |
| 2021 | <i>no decision</i>           |                       |
| 2022 | <b>Kamloops Venom</b>        | South Okanagan Flames |
| 2023 | <b>Kamloops Venom</b>        | Vernon Tigers         |

### TIER 1 PROVINCIAL CHAMPIONS

|      | <u>Champion</u>           | <u>Finalist</u> |
|------|---------------------------|-----------------|
| 2022 | <b>Coquitlam Adanacs</b>  | Kamloops Venom  |
| 2023 | <b>Victoria Shamrocks</b> | Kamloops Venom  |

### WEST COAST TIER 2 LEAGUE CHAMPIONS

|      | <u>Champion</u>               | <u>Finalist</u>     |
|------|-------------------------------|---------------------|
| 2018 | <i>unknown</i>                |                     |
| 2019 | <b>Coquitlam Adanacs</b>      | North Shore Indians |
| 2020 | <i>no decision</i>            |                     |
| 2021 | <i>no decision</i>            |                     |
| 2022 | <b>Coquitlam Adanacs</b>      | Valley Rebels       |
| 2023 | <b>Coquitlam Adanacs Gold</b> | Valley Sturgeon     |

### PACIFIC NORTHWEST TIER 2 LEAGUE CHAMPIONS

|      | <u>Champion</u>        | <u>Finalist</u> |
|------|------------------------|-----------------|
| 2018 | <i>unknown</i>         |                 |
| 2019 | <b>Westshore Bears</b> | Saanich Express |
| 2020 | <i>no decision</i>     |                 |
| 2021 | <i>no decision</i>     |                 |
| 2022 | <b>Saanich Express</b> | Westshore Bears |
| 2023 | <b>Saanich Express</b> | Westshore Bears |

## CANADA WEST SENIOR FIELD LACROSSE LEAGUE

### 2002-03 CANADA WEST SENIOR FIELD LACROSSE LEAGUE

|                        | <u>GP</u> | <u>W</u> | <u>L</u> | <u>T</u> | <u>GF</u> | <u>GA</u> | <u>PTS</u> |
|------------------------|-----------|----------|----------|----------|-----------|-----------|------------|
| Tri-City Seconds       | 13        | 12       | 1        | 0        | 121       | 98        | 24         |
| Ladner Pioneers        | 12        | 7        | 5        | 0        | 92        | 71        | 14         |
| Coquitlam Beer Hunters | 12        | 7        | 5        | 0        | 122       | 98        | 14         |
| Abbotsford Attack      | 12        | 6        | 6        | 0        | 97        | 109       | 12         |
| Tri-City Burrards      | 10        | 5        | 4        | 1        | 101       | 91        | 11         |
| South Fraser Warriors  | 10        | 5        | 5        | 0        | 90        | 83        | 10         |
| Richmond Cannons       | 7         | 1        | 6        | 0        | 67        | 75        | 2          |
| Vancouver Barbarians   | 12        | 0        | 11       | 1        | 86        | 153       | 1          |

### 2003-04 CANADA WEST SENIOR FIELD LACROSSE LEAGUE

| FIRST HALF (SEPTEMBER-NOVEMBER) | <u>GP</u> | <u>W</u> | <u>L</u> | <u>T</u> | <u>GF</u> | <u>GA</u> | <u>PTS</u> |
|---------------------------------|-----------|----------|----------|----------|-----------|-----------|------------|
| Tri-City Roos                   | 4         | 4        | 0        | 0        | 51        | 35        | 8          |
| Vancouver Barbarians            | 4         | 2        | 2        | 0        | 49        | 43        | 4          |
| Richmond Cannons                | 2         | 2        | 0        | 0        | 19        | 15        | 4          |
| Tri-City Burrards               | 3         | 1        | 2        | 0        | 32        | 44        | 2          |
| Abbotsford Attack               | 1         | 1        | 0        | 0        | 7         | 4         | 2          |
| Coquitlam Beer Hunters          | 2         | 0        | 2        | 0        | 24        | 27        | 0          |
| Ladner Pioneers                 | 3         | 0        | 3        | 0        | 14        | 27        | 0          |
| South Fraser Warriors           | 1         | 0        | 1        | 0        | 13        | 14        | 0          |
| SECOND HALF (JANUARY-MARCH)     | <u>GP</u> | <u>W</u> | <u>L</u> | <u>T</u> | <u>GF</u> | <u>GA</u> | <u>PTS</u> |
| Vancouver Barbarians            | 5         | 3        | 2        | 0        | 56        | 49        | 6          |
| Richmond Cannons                | 4         | 3        | 1        | 0        | 40        | 38        | 6          |
| Tri-City Roos                   | 5         | 3        | 2        | 0        | 42        | 32        | 6          |
| Coquitlam Beer Hunters          | 5         | 2        | 3        | 0        | 40        | 38        | 4          |
| Tri-City Burrards               | 5         | 2        | 3        | 0        | 36        | 45        | 4          |
| Ladner Pioneers                 | 4         | 2        | 2        | 0        | 26        | 34        | 4          |
| South Fraser Warriors           | 5         | 1        | 3        | 1        | 22        | 30        | 3          |
| Abbotsford Attack               | 3         | 1        | 1        | 1        | 27        | 23        | 3          |

### 2004-05 CANADA WEST SENIOR FIELD LACROSSE LEAGUE

| Ladner Pioneers              | <u>GP</u> | <u>W</u> | <u>L</u> | <u>T</u> | <u>GF</u> | <u>GA</u> | <u>PTS</u> |
|------------------------------|-----------|----------|----------|----------|-----------|-----------|------------|
| Tri-City John B Pub          | 17        | 13       | 2        | 2        | 171       | 124       | 28         |
| Coquitlam Beer Hunters       | 18        | 13       | 3        | 2        | 211       | 123       | 28         |
| New Westminster Cannons      | 17        | 12       | 5        | 1        | 187       | 137       | 25         |
| Vancouver Barbarians         | 18        | 10       | 6        | 2        | 189       | 148       | 22         |
| North Shore Rez Dawgs        | 18        | 9        | 6        | 3        | 182       | 156       | 21         |
| South Fraser Warriors        | 17        | 5        | 11       | 1        | 126       | 175       | 11         |
| Tri-City Burrards            | 16        | 3        | 8        | 5        | 122       | 122       | 11         |
| Abbotsford Attack            | 17        | 2        | 14       | 1        | 105       | 179       | 5          |
| Abbotsford Attack            | 16        | 2        | 14       | 0        | 93        | 219       | 4          |
| BRITISH COLUMBIA PROVINCIALS |           |          |          |          |           |           |            |
| POOL ONE                     | <u>GP</u> | <u>W</u> | <u>L</u> | <u>T</u> | <u>GF</u> | <u>GA</u> | <u>PTS</u> |
| Coquitlam Beer Hunters       | 3         | 2        | 1        | 0        | 26        | 13        | 4          |
| New Westminster Cannons      | 3         | 2        | 1        | 0        | 24        | 23        | 4          |
| Ladner Pioneers              | 3         | 2        | 1        | 0        | 29        | 16        | 4          |
| Squamish Nation Rez Dawgs    | 3         | 0        | 3        | 0        | 11        | 38        | 0          |
| POOL TWO                     | <u>GP</u> | <u>W</u> | <u>L</u> | <u>T</u> | <u>GF</u> | <u>GA</u> | <u>PTS</u> |
| Tri-City John B Pub          | 3         | 3        | 0        | 0        | 35        | 16        | 6          |
| Vancouver Barbarians         | 3         | 2        | 1        | 0        | 28        | 29        | 4          |
| Nanaimo Raiders              | 3         | 1        | 2        | 0        | 22        | 25        | 2          |
| Abbotsford Attack            | 3         | 0        | 3        | 0        | 18        | 33        | 0          |

#### PLAYOFFS

Coquitlam Beer Hunters defeated Vancouver Barbarians 11-6

Tri-City John B Pub defeated New Westminster Cannons 11-6

Tri-City John B Pub defeated Coquitlam Beer Hunters 10-5

**2006-07 CANADA WEST SENIOR FIELD LACROSSE LEAGUE**

|                         | <u>GP</u> | <u>W</u> | <u>L</u> | <u>T</u> | <u>GF</u> | <u>GA</u> | <u>PTS</u> |
|-------------------------|-----------|----------|----------|----------|-----------|-----------|------------|
| Coquitlam Beer Hunters  | 16        | 15       | 1        | 0        | 173       | 81        | 30         |
| Ladner Pioneers         | 16        | 13       | 3        | 0        | 154       | 132       | 26         |
| New Westminster Cannons | 17        | 9        | 8        | 0        | 148       | 101       | 18         |
| Tri-City John B Pub     | 17        | 9        | 8        | 0        | 149       | 133       | 18         |
| Vancouver Barbarians    | 17        | 5        | 11       | 1        | 125       | 154       | 11         |
| South Fraser Warriors   | 15        | 4        | 11       | 0        | 102       | 148       | 8          |
| Abbotsford Attack       | 18        | 1        | 16       | 1        | 119       | 226       | 3          |

**2008-09 CANADA WEST SENIOR FIELD LACROSSE LEAGUE**

|                           | <u>GP</u> | <u>W</u> | <u>L</u> | <u>T</u> | <u>GF</u> | <u>GA</u> | <u>PTS</u> |
|---------------------------|-----------|----------|----------|----------|-----------|-----------|------------|
| <b>DIVISION 1</b>         |           |          |          |          |           |           |            |
| Coquitlam Beer Hunters    | 11        | 8        | 2        | 1        | 138       | 86        | 17         |
| Whalley Ballers           | 12        | 7        | 2        | 3        | 95        | 91        | 17         |
| Ladner Pioneers           | 11        | 5        | 4        | 2        | 84        | 80        | 12         |
| Tri-City John B Pub       | 10        | 3        | 7        | 0        | 55        | 88        | 6          |
| Nanaimo                   | 8         | 0        | 8        | 0        | 9         | 36        | 0          |
| <b>DIVISION 2</b>         |           |          |          |          |           |           |            |
| Coquitlam Beer Hunters #2 | 9         | 7        | 1        | 1        | 108       | 43        | 15         |
| Port Coquitlam            | 8         | 4        | 3        | 1        | 65        | 50        | 9          |
| Abbotsford Attack         | 8         | 3        | 4        | 1        | 58        | 66        | 7          |
| Vancouver Barbarians      | 13        | 3        | 10       | 0        | 82        | 154       | 6          |

*Ladner Pioneers, Coquitlam Beer Hunters #2, and Port Coquitlam all defaulted 1 game  
Nanaimo defeated 6 games*

**2009-10 CANADA WEST SENIOR FIELD LACROSSE LEAGUE**

|                           | <u>GP</u> | <u>W</u> | <u>L</u> | <u>T</u> | <u>GF</u> | <u>GA</u> | <u>PTS</u> |
|---------------------------|-----------|----------|----------|----------|-----------|-----------|------------|
| <b>TIER I</b>             |           |          |          |          |           |           |            |
| Coquitlam Beer Hunters    | 13        | 13       | 0        | 0        | 207       | 76        | 26         |
| Whalley Ballers           | 16        | 13       | 3        | 0        | 197       | 103       | 26         |
| Tri-City John B Pub       | 16        | 7        | 6        | 3        | 139       | 147       | 17         |
| Ladner Pioneers           | 14        | 7        | 6        | 1        | 142       | 107       | 15         |
| <b>TIER II</b>            |           |          |          |          |           |           |            |
| Coquitlam Beer Hunters #2 | 16        | 7        | 6        | 3        | 119       | 131       | 17         |
| Abbotsford Attack         | 15        | 6        | 9        | 0        | 149       | 163       | 12         |
| Port Coquitlam            | 14        | 2        | 12       | 0        | 67        | 174       | 4          |
| Vancouver Barbarians      | 14        | 0        | 13       | 1        | 78        | 197       | 1          |

**2010-11 CANADA WEST SENIOR FIELD LACROSSE LEAGUE**

|                           | <u>GP</u> | <u>W</u> | <u>L</u> | <u>T</u> | <u>GF</u> | <u>GA</u> | <u>PTS</u> |
|---------------------------|-----------|----------|----------|----------|-----------|-----------|------------|
| Whalley Ballers           | 14        | 13       | 1        | 0        | 182       | 95        | 26         |
| Coquitlam Beer Hunters    | 14        | 11       | 2        | 1        | 219       | 114       | 23         |
| Ladner Pioneers           | 14        | 9        | 4        | 1        | 144       | 123       | 19         |
| Coquitlam Beer Hunters #2 | 14        | 7        | 6        | 1        | 139       | 120       | 15         |
| Tri-City John B Pub       | 14        | 6        | 7        | 1        | 155       | 139       | 13         |
| Abbotsford Attack         | 14        | 6        | 8        | 0        | 132       | 155       | 12         |
| Vancouver Barbarians      | 14        | 1        | 13       | 0        | 65        | 178       | 2          |
| Port Coquitlam            | 14        | 1        | 13       | 0        | 62        | 174       | 2          |

**2011-12 CANADA WEST SENIOR FIELD LACROSSE LEAGUE**

|                          | <u>GP</u> | <u>W</u> | <u>L</u> | <u>T</u> | <u>GF</u> | <u>GA</u> | <u>PTS</u> |
|--------------------------|-----------|----------|----------|----------|-----------|-----------|------------|
| Whalley Ballers          | 14        | 13       | 0        | 1        | 176       | 64        | 27         |
| Coquitlam Beer Hunters   | 16        | 13       | 2        | 1        | 154       | 69        | 27         |
| New Westminster Warlocks | 15        | 11       | 3        | 1        | 203       | 103       | 23         |
| Ladner Pioneers          | 13        | 9        | 4        | 0        | 170       | 92        | 18         |
| Tri-City John B Pub      | 14        | 8        | 7        | 0        | 142       | 135       | 16         |
| Abbotsford Attack        | 10        | 2        | 7        | 1        | 52        | 93        | 5          |
| Vancouver Barbarians     | 16        | 2        | 14       | 0        | 72        | 196       | 4          |
| Port Coquitlam           | 13        | 2        | 11       | 0        | 54        | 106       | 4          |
| Burnaby Lakers           | 14        | 1        | 13       | 0        | 69        | 234       | 2          |

**2012-13 CANADA WEST SENIOR FIELD LACROSSE LEAGUE**

|                          | <u>GP</u> | <u>W</u> | <u>L</u> | <u>T</u> | <u>GF</u> | <u>GA</u> | <u>PTS</u> |
|--------------------------|-----------|----------|----------|----------|-----------|-----------|------------|
| <b>DIVISION 1</b>        |           |          |          |          |           |           |            |
| New Westminster Warlocks | 15        | 13       | 2        | 0        | 165       | 74        | 26         |
| Coquitlam Beer Hunters   | 14        | 10       | 4        | 0        | 132       | 99        | 20         |
| Whalley Ballers          | 10        | 6        | 4        | 0        | 94        | 87        | 12         |
| Tri-City John B Pub      | 10        | 2        | 8        | 0        | 54        | 69        | 4          |
| Ladner Pioneers          | 6         | 1        | 5        | 0        | 43        | 57        | 2          |
| <b>DIVISION 2</b>        |           |          |          |          |           |           |            |
| Vancouver Barbarians     | 10        | 4        | 6        | 0        | 61        | 108       | 8          |
| Abbotsford Attack        | 6         | 2        | 4        | 0        | 51        | 59        | 4          |
| Port Coquitlam           | 5         | 0        | 5        | 0        | 25        | 72        | 0          |

**2013-14 CANADA WEST SENIOR FIELD LACROSSE LEAGUE**

|                          | <u>GP</u> | <u>W</u> | <u>L</u> | <u>T</u> | <u>GF</u> | <u>GA</u> | <u>PTS</u> |
|--------------------------|-----------|----------|----------|----------|-----------|-----------|------------|
| New Westminster Warlocks | 15        | 12       | 3        | 0        | 110       | 77        | 24         |
| Whalley Ballers          | 9         | 5        | 4        | 0        | 66        | 54        | 10         |
| Coquitlam Beer Hunters   | 9         | 3        | 6        | 0        | 63        | 63        | 6          |
| Abbotsford Attack        | 4         | 3        | 1        | 0        | 43        | 36        | 6          |
| Ladner Pioneers          | 3         | 1        | 2        | 0        | 15        | 13        | 2          |
| Vancouver Barbarians     | 8         | 0        | 8        | 0        | 39        | 93        | 0          |

**2014-15 CANADA WEST SENIOR FIELD LACROSSE LEAGUE**

|                                | <u>GP</u> | <u>W</u> | <u>L</u> | <u>T</u> | <u>GF</u> | <u>GA</u> | <u>PTS</u> |
|--------------------------------|-----------|----------|----------|----------|-----------|-----------|------------|
| Coquitlam Beer Hunters         | 14        | 12       | 2        | 0        | 170       | 73        | 24         |
| Whalley Ballers                | 14        | 10       | 4        | 0        | 128       | 62        | 20         |
| New Westminster Warlocks       | 14        | 9        | 5        | 0        | 100       | 64        | 18         |
| University of British Columbia | 16        | 6        | 10       | 0        | 95        | 128       | 12         |
| Ladner Pioneers                | 9½        | 1½       | 7        | 1        | 45        | 64        | 4          |
| Vancouver Barbarians           | 12        | 2        | 10       | 0        | 68        | 144       | 4          |

*Mini-games counted as ½ game*

**2015-16 CANADA WEST SENIOR FIELD LACROSSE LEAGUE**

|                                | <u>GP</u> | <u>W</u> | <u>L</u> | <u>T</u> | <u>GF</u> | <u>GA</u> | <u>PTS</u> |
|--------------------------------|-----------|----------|----------|----------|-----------|-----------|------------|
| Whalley Ballers                | 13        | 11       | 2        | 0        | 131       | 62        | 22         |
| Coquitlam Beer Hunters         | 13        | 10       | 2        | 1        | 173       | 71        | 21         |
| Coquitlam Adanacs              | 14        | 9        | 5        | 0        | 112       | 105       | 18         |
| Ladner Pioneers                | 14        | 8        | 6        | 0        | 113       | 113       | 16         |
| University of British Columbia | 14        | 8        | 6        | 0        | 99        | 99        | 16         |
| New Westminster Warlocks       | 15        | 7        | 7        | 1        | 123       | 88        | 15         |
| Abbotsford Attack              | 15        | 5        | 8        | 2        | 86        | 154       | 12         |
| Ridge Tropics                  | 13        | 2        | 10       | 1        | 84        | 147       | 5          |
| Vancouver Barbarians           | 15        | 0        | 14       | 1        | 57        | 139       | 1          |

**2016-17 CANADA WEST SENIOR FIELD LACROSSE LEAGUE**

|   | <u>GP</u> | <u>W</u> | <u>L</u> | <u>T</u> | <u>GF</u> | <u>GA</u> | <u>PTS</u> |
|---|-----------|----------|----------|----------|-----------|-----------|------------|
| Coquitlam Beer Hunters                      | 15        | 15       | 0        | 0        | 142       | 59        | 30         |
| Whalley Ballers                             | 14        | 10       | 4        | 0        | 116       | 85        | 20         |
| New Westminster Warlocks                    | 14        | 9        | 5        | 0        | 104       | 69        | 18         |
| Abbotsford Attack                           | 16        | 7        | 8        | 1        | 101       | 131       | 15         |
| Ridge Tropics                               | 13        | 6        | 7        | 0        | 88        | 102       | 12         |
| Coquitlam Adanacs                           | 16        | 5        | 9        | 2        | 132       | 152       | 12         |
| Ladner Pioneers                             | 13        | 5        | 8        | 0        | 98        | 83        | 10         |
| University of British Columbia Thunderbirds | 11        | 4        | 6        | 1        | 69        | 75        | 9          |
| Vancouver Barbarians                        | 14        | 0        | 14       | 0        | 64        | 158       | 0          |

*Ladner-Ridge game on November 26, 2016 cancelled; all games scheduled on April 8, 2017 cancelled*

*Coquitlam Beer Hunters won 4 games as 1-0 forfeits*

*New Westminster Warlocks won 3 games as 1-0 forfeits*

*Abbotsford Attack won 1 game as 1-0 forfeit*

*Ladner Pioneers forfeited 4 games*

*Ridge Tropics forfeited 2 games*

*Coquitlam Adanacs and Whalley Ballers each forfeited 1 game*

**2017-18 CANADA WEST SENIOR FIELD LACROSSE LEAGUE**

|   | <u>GP</u> | <u>W</u> | <u>L</u> | <u>T</u> | <u>GF</u> | <u>GA</u> | <u>PTS</u> |
|---|-----------|----------|----------|----------|-----------|-----------|------------|
| New Westminster Warlocks                    | 14        | 10       | 3        | 1        | 131       | 82        | 21         |
| Coquitlam Beer Hunters                      | 12        | 7        | 2        | 3        | 134       | 80        | 17         |
| University of British Columbia Thunderbirds | 8         | 5        | 2        | 1        | 66        | 56        | 11         |
| Ladner Pioneers                             | 13        | 7        | 5        | 1        | 123       | 80        | 15         |
| Coquitlam Adanacs                           | 13        | 7        | 5        | 1        | 98        | 94        | 15         |
| Whalley Ballers                             | 13        | 6        | 5        | 2        | 105       | 86        | 14         |
| Abbotsford Attack                           | 12        | 4        | 8        | 0        | 84        | 101       | 8          |
| Ridge Tropics                               | 11        | 3        | 7        | 1        | 60        | 92        | 7          |
| Vancouver Barbarians                        | 14        | 1        | 13       | 0        | 42        | 172       | 2          |

**2018-19 CANADA WEST SENIOR FIELD LACROSSE LEAGUE**

|   | <u>GP</u> | <u>W</u> | <u>L</u> | <u>T</u> | <u>GF</u> | <u>GA</u> | <u>PTS</u> |
|---|-----------|----------|----------|----------|-----------|-----------|------------|
| Coquitlam Beer Hunters                      | 12        | 12       | 0        | 0        | 98        | 39        | 24         |
| Ladner Pioneers                             | 14        | 11       | 3        | 0        | 157       | 74        | 22         |
| Whalley Ballers                             | 13        | 10       | 3        | 0        | 141       | 76        | 20         |
| University of British Columbia Thunderbirds | 13        | 6        | 6        | 1        | 87        | 77        | 13         |
| New Westminster Warlocks                    | 13        | 5        | 8        | 0        | 81        | 103       | 10         |
| Ridge Tropics                               | 11        | 4        | 7        | 0        | 65        | 64        | 8          |
| Coquitlam Adanacs                           | 11        | 3        | 7        | 1        | 48        | 74        | 7          |
| Abbotsford Attack                           | 12        | 1        | 9        | 2        | 69        | 132       | 4          |
| Vancouver Barbarians                        | 13        | 0        | 13       | 0        | 45        | 162       | 0          |

*New Westminster Warlocks forfeited game to Coquitlam Adanacs 1-0 on September 22, 2018*

*Ridge Tropics forfeited game to Coquitlam Beer Hunters 1-0 on February 2, 2019*

*Ridge Tropics vs. Ladner Pioneers double-forfeited game on March 2, 2019*

*Ridge Tropics forfeited game on March 9, 2019*

*University of British Columbia Thunderbirds forfeited game to Coquitlam Beer Hunters 1-0 on March 16, 2019*

*Vancouver Barbarians forfeited game to Coquitlam Adanacs 1-0 on March 16, 2019*

*Coquitlam Adanacs forfeited game to Coquitlam Beer Hunters 1-0 on March 30, 2019*

*New Westminster Warlocks forfeited game to Ladner Pioneers 1-0 on April 6, 2019*

*Ridge Tropics merged with Vancouver Barbarians for March 23 and March 30, 2019 games*

**2019-20 CANADA WEST SENIOR FIELD LACROSSE LEAGUE**

|   | <u>GP</u> | <u>W</u> | <u>L</u> | <u>T</u> | <u>GF</u> | <u>GA</u> | <u>PTS</u> |
|---|-----------|----------|----------|----------|-----------|-----------|------------|
| Coquitlam Beer Hunters                      | 15        | 10       | 4        | 1        | 131       | 65        | 21         |
| Ladner Pioneers                             | 13        | 9        | 4        | 0        | 110       | 75        | 18         |
| Coquitlam Adanacs                           | 13        | 7        | 2        | 4        | 100       | 69        | 18         |
| University of British Columbia Thunderbirds | 13        | 7        | 6        | 0        | 92        | 86        | 14         |
| Whalley Ballers                             | 15        | 7        | 6        | 2        | 106       | 90        | 16         |
| New Westminster Warlocks                    | 14        | 6        | 7        | 1        | 97        | 100       | 13         |
| Abbotsford Attack                           | 14        | 4        | 9        | 1        | 78        | 124       | 9          |
| Vancouver Barbarians                        | 13        | 0        | 12       | 1        | 43        | 148       | 1          |

*Whalley Ballers forfeited game to Abbotsford Attack 1-0 on October 26, 2019*

*New Westminster Warlocks forfeited game to University of British Columbia Thunderbirds 1-0 on November 30, 2019*

*Vancouver Barbarians forfeited game to Coquitlam Adanacs 1-0 on February 8, 2020*

*University of British Columbia Thunderbirds forfeited game to Coquitlam Beer Hunters 1-0 on February 22, 2020*

*Season cancelled in April 2020 due to the COVID-19 coronavirus pandemic*

**2021-22 CANADA WEST SENIOR FIELD LACROSSE LEAGUE**

|   | <u>GP</u> | <u>W</u> | <u>L</u> | <u>T</u> | <u>GF</u> | <u>GA</u> | <u>PTS</u> |
|---|-----------|----------|----------|----------|-----------|-----------|------------|
| Coquitlam Beer Hunters                      | 16        | 14       | 1        | 1        | 175       | 87        | 29         |
| Whalley Ballers                             | 16        | 11       | 5        | 0        | 142       | 97        | 22         |
| Ladner Pioneers                             | 16        | 10       | 5        | 1        | 146       | 96        | 21         |
| Coquitlam Adanacs                           | 16        | 8        | 6        | 2        | 123       | 106       | 18         |
| New Westminster Warlocks                    | 16        | 6        | 8        | 2        | 99        | 116       | 14         |
| University of British Columbia Thunderbirds | 16        | 6        | 9        | 1        | 93        | 110       | 13         |
| Abbotsford Attack                           | 15        | 3        | 12       | 0        | 89        | 154       | 6          |
| Vancouver Barbarians                        | 15        | 1        | 13       | 1        | 54        | 155       | 3          |

**2022-23 CANADA WEST SENIOR FIELD LACROSSE LEAGUE**

|   | <u>GP</u> | <u>W</u> | <u>L</u> | <u>T</u> | <u>GF</u> | <u>GA</u> | <u>PTS</u> |
|---|-----------|----------|----------|----------|-----------|-----------|------------|
| Coquitlam Beer Hunters                      | 14        | 13       | 1        | 0        | 153       | 71        | 26         |
| Tri-City Eclipse                            | 14        | 10       | 4        | 0        | 111       | 88        | 20         |
| Ladner Pioneers                             | 15        | 10       | 5        | 0        | 140       | 89        | 20         |
| New Westminster Warlocks                    | 14        | 6        | 7        | 1        | 66        | 81        | 13         |
| University of British Columbia Thunderbirds | 15        | 5        | 9        | 1        | 80        | 130       | 11         |
| Whalley Ballers                             | 10        | 5        | 5        | 0        | 67        | 52        | 10         |
| Abbotsford Attack                           | 14        | 5        | 9        | 0        | 64        | 108       | 10         |
| Vancouver Barbarians                        | 14        | 0        | 14       | 0        | 32        | 94        | 0          |

*Abbotsford won 3 games as 1-0 forfeit*

*New Westminster won 2 games as 1-0 forfeit*

*Coquitlam won 1 game as 1-0 forfeit*

*Ladner won 1 game as 1-0 forfeit*

*Tri-City won 1 game as 1-0 forfeit*

*Whalley won 1 game as 1-0 forfeit*

*Vancouver Barbarians forfeited 6 games*

*Whalley Ballers forfeited 2 games*

*Abbotsford Attack forfeited 1 game*

**ABBOTSFORD ATTACK**

|          |                             | <u>GP</u> | <u>W</u> | <u>L</u> | <u>T</u> | <u>GF</u> | <u>GA</u> | <u>PTS</u> |
|----------|-----------------------------|-----------|----------|----------|----------|-----------|-----------|------------|
| 2002-03  | Abbotsford Attack           | 12        | 6        | 6        | 0        | 97        | 109       | 12         |
| 2003-04  | Abbotsford Attack           | 4         | 2        | 1        | 1        | 34        | 27        | 5          |
| 2004-05  | Abbotsford Attack           | 16        | 2        | 14       | 0        | 93        | 219       | 4          |
| 2005-06  |                             |           |          |          |          |           |           |            |
| 2006-07  | Abbotsford Attack           | 18        | 1        | 16       | 1        | 119       | 226       | 3          |
| 2007-08  |                             |           |          |          |          |           |           |            |
| 2008-09  | Abbotsford Attack           | 8         | 3        | 4        | 1        | 58        | 66        | 7          |
| 2009-10  | Abbotsford Attack           | 15        | 6        | 9        | 0        | 149       | 163       | 12         |
| 2010-11  | Abbotsford Attack           | 14        | 6        | 8        | 0        | 132       | 155       | 12         |
| 2011-12  | Abbotsford Attack           | 10        | 2        | 7        | 1        | 52        | 93        | 5          |
| 2012-13  | Abbotsford Attack           | 6         | 2        | 4        | 0        | 51        | 59        | 4          |
| 2013-14  | Abbotsford Attack           | 4         | 3        | 1        | 0        | 43        | 36        | 6          |
| 2014-15  | <i>suspended operations</i> |           |          |          |          |           |           |            |
| 2015-16  | Abbotsford Attack           | 15        | 5        | 8        | 2        | 86        | 154       | 12         |
| 2016-17  | Abbotsford Attack           | 16        | 7        | 8        | 1        | 101       | 131       | 15         |
| 2017-18  | Abbotsford Attack           | 12        | 4        | 8        | 0        | 84        | 101       | 8          |
| 2018-19  | Abbotsford Attack           | 12        | 1        | 9        | 2        | 69        | 132       | 4          |
| 2019-20* | Abbotsford Attack           | 14        | 4        | 9        | 1        | 78        | 124       | 9          |
| 2020-21  | <i>season cancelled</i>     |           |          |          |          |           |           |            |
| 2021-22  | Abbotsford Attack           | 15        | 3        | 12       | 0        | 89        | 154       | 6          |
| 2022-23  | Abbotsford Attack           | 14        | 5        | 9        | 0        | 64        | 108       | 10         |

**Burnaby Lakers**

|         |                | <u>GP</u> | <u>W</u> | <u>L</u> | <u>T</u> | <u>GF</u> | <u>GA</u> | <u>PTS</u> |
|---------|----------------|-----------|----------|----------|----------|-----------|-----------|------------|
| 2011-12 | Burnaby Lakers | 14        | 1        | 13       | 0        | 69        | 234       | 2          |

**Coquitlam Adanacs / TRI-CITY ECLIPSE**

|          |                         | <u>GP</u> | <u>W</u> | <u>L</u> | <u>T</u> | <u>GF</u> | <u>GA</u> | <u>PTS</u> |
|----------|-------------------------|-----------|----------|----------|----------|-----------|-----------|------------|
| 2015-16  | Coquitlam Adanacs       | 14        | 9        | 5        | 0        | 112       | 105       | 18         |
| 2016-17  | Coquitlam Adanacs       | 16        | 5        | 9        | 2        | 132       | 152       | 12         |
| 2017-18  | Coquitlam Adanacs       | 13        | 7        | 5        | 1        | 98        | 94        | 15         |
| 2018-19  | Coquitlam Adanacs       | 11        | 3        | 7        | 1        | 48        | 74        | 7          |
| 2019-20* | Coquitlam Adanacs       | 13        | 7        | 2        | 4        | 100       | 69        | 18         |
| 2020-21  | <i>season cancelled</i> |           |          |          |          |           |           |            |
| 2021-22  | Coquitlam Adanacs       | 16        | 8        | 6        | 2        | 123       | 106       | 18         |
| 2022-23  | Tri-City Eclipse        | 14        | 10       | 4        | 0        | 111       | 88        | 20         |

**COQUITLAM BEER HUNTERS**

|          |                         | <u>GP</u> | <u>W</u> | <u>L</u> | <u>T</u> | <u>GF</u> | <u>GA</u> | <u>PTS</u> |
|----------|-------------------------|-----------|----------|----------|----------|-----------|-----------|------------|
| 2002-03  | Coquitlam Beer Hunters  | 12        | 7        | 5        | 0        | 122       | 98        | 14         |
| 2003-04  | Coquitlam Beer Hunters  | 7         | 2        | 5        | 0        | 64        | 65        | 4          |
| 2004-05  | Coquitlam Beer Hunters  | 17        | 12       | 5        | 1        | 187       | 137       | 25         |
| 2005-06  |                         |           |          |          |          |           |           |            |
| 2006-07  | Coquitlam Beer Hunters  | 16        | 15       | 1        | 0        | 173       | 81        | 30         |
| 2007-08  |                         |           |          |          |          |           |           |            |
| 2008-09  | Coquitlam Beer Hunters  | 11        | 8        | 2        | 1        | 138       | 86        | 17         |
| 2009-10  | Coquitlam Beer Hunters  | 13        | 13       | 0        | 0        | 207       | 76        | 26         |
| 2010-11  | Coquitlam Beer Hunters  | 14        | 11       | 2        | 1        | 219       | 114       | 23         |
| 2011-12  | Coquitlam Beer Hunters  | 16        | 13       | 2        | 1        | 154       | 69        | 27         |
| 2012-13  | Coquitlam Beer Hunters  | 14        | 10       | 4        | 0        | 132       | 99        | 20         |
| 2013-14  | Coquitlam Beer Hunters  | 9         | 3        | 6        | 0        | 63        | 63        | 6          |
| 2014-15  | Coquitlam Beer Hunters  | 14        | 12       | 2        | 0        | 170       | 73        | 24         |
| 2015-16  | Coquitlam Beer Hunters  | 13        | 10       | 2        | 1        | 173       | 71        | 21         |
| 2016-17  | Coquitlam Beer Hunters  | 15        | 15       | 0        | 0        | 142       | 59        | 30         |
| 2017-18  | Coquitlam Beer Hunters  | 12        | 7        | 2        | 3        | 134       | 80        | 17         |
| 2018-19  | Coquitlam Beer Hunters  | 12        | 12       | 0        | 0        | 98        | 39        | 24         |
| 2019-20* | Coquitlam Beer Hunters  | 15        | 10       | 4        | 1        | 131       | 65        | 21         |
| 2020-21  | <i>season cancelled</i> |           |          |          |          |           |           |            |
| 2021-22  | Coquitlam Beer Hunters  | 16        | 14       | 1        | 1        | 175       | 87        | 29         |
| 2022-23  | Coquitlam Beer Hunters  | 14        | 13       | 1        | 0        | 153       | 71        | 26         |



## Coquitlam Beer Hunters #2

|         |                           | <u>GP</u> | <u>W</u> | <u>L</u> | <u>T</u> | <u>GF</u> | <u>GA</u> | <u>PTS</u> |
|---------|---------------------------|-----------|----------|----------|----------|-----------|-----------|------------|
| 2008-09 | Coquitlam Beer Hunters #2 | 9         | 7        | 1        | 1        | 108       | 43        | 15         |
| 2009-10 | Coquitlam Beer Hunters #2 | 16        | 7        | 6        | 3        | 119       | 131       | 17         |
| 2010-11 | Coquitlam Beer Hunters #2 | 14        | 7        | 6        | 1        | 139       | 120       | 15         |

## LADNER PIONEERS

|          |                         | <u>GP</u> | <u>W</u> | <u>L</u> | <u>T</u> | <u>GF</u> | <u>GA</u> | <u>PTS</u> |
|----------|-------------------------|-----------|----------|----------|----------|-----------|-----------|------------|
| 2002-03  | Ladner Pioneers         | 12        | 7        | 5        | 0        | 92        | 71        | 14         |
| 2003-04  | Ladner Pioneers         | 7         | 2        | 5        | 0        | 40        | 61        | 4          |
| 2004-05  | Ladner Pioneers         | 17        | 13       | 2        | 2        | 171       | 124       | 28         |
| 2005-06  |                         |           |          |          |          |           |           |            |
| 2006-07  | Ladner Pioneers         | 16        | 13       | 3        | 0        | 154       | 132       | 26         |
| 2007-08  |                         |           |          |          |          |           |           |            |
| 2008-09  | Ladner Pioneers         | 11        | 5        | 4        | 2        | 84        | 80        | 12         |
| 2009-10  | Ladner Pioneers         | 14        | 7        | 6        | 1        | 142       | 107       | 15         |
| 2010-11  | Ladner Pioneers         | 14        | 9        | 4        | 1        | 144       | 123       | 19         |
| 2011-12  | Ladner Pioneers         | 13        | 9        | 4        | 0        | 170       | 92        | 18         |
| 2012-13  | Ladner Pioneers         | 6         | 1        | 5        | 0        | 43        | 57        | 2          |
| 2013-14  | Ladner Pioneers         | 3         | 1        | 2        | 0        | 15        | 13        | 2          |
| 2014-15  | Ladner Pioneers         | 9½        | 1½       | 7        | 1        | 45        | 64        | 4          |
| 2015-16  | Ladner Pioneers         | 14        | 8        | 6        | 0        | 113       | 113       | 16         |
| 2016-17  | Ladner Pioneers         | 13        | 5        | 8        | 0        | 98        | 83        | 10         |
| 2017-18  | Ladner Pioneers         | 13        | 7        | 5        | 1        | 123       | 80        | 15         |
| 2018-19  | Ladner Pioneers         | 14        | 11       | 3        | 0        | 157       | 74        | 22         |
| 2019-20* | Ladner Pioneers         | 13        | 9        | 4        | 0        | 110       | 75        | 18         |
| 2020-21  | <i>season cancelled</i> |           |          |          |          |           |           |            |
| 2021-22  | Ladner Pioneers         | 16        | 10       | 5        | 1        | 146       | 96        | 21         |
| 2022-23  | Ladner Pioneers         | 15        | 10       | 5        | 0        | 140       | 89        | 20         |

## Nanaimo

|         |         | <u>GP</u> | <u>W</u> | <u>L</u> | <u>T</u> | <u>GF</u> | <u>GA</u> | <u>PTS</u> |
|---------|---------|-----------|----------|----------|----------|-----------|-----------|------------|
| 2008-09 | Nanaimo | 8         | 0        | 8        | 0        | 9         | 36        | 0          |

## NEW WESTMINSTER WARLOCKS

|          |                          | <u>GP</u> | <u>W</u> | <u>L</u> | <u>T</u> | <u>GF</u> | <u>GA</u> | <u>PTS</u> |
|----------|--------------------------|-----------|----------|----------|----------|-----------|-----------|------------|
| 2011-12  | New Westminster Warlocks | 15        | 11       | 3        | 1        | 203       | 103       | 23         |
| 2012-13  | New Westminster Warlocks | 15        | 13       | 2        | 0        | 165       | 74        | 26         |
| 2013-14  | New Westminster Warlocks | 15        | 12       | 3        | 0        | 110       | 77        | 24         |
| 2014-15  | New Westminster Warlocks | 14        | 9        | 5        | 0        | 100       | 64        | 18         |
| 2015-16  | New Westminster Warlocks | 15        | 7        | 7        | 1        | 123       | 88        | 15         |
| 2016-17  | New Westminster Warlocks | 14        | 9        | 5        | 0        | 104       | 69        | 18         |
| 2017-18  | New Westminster Warlocks | 14        | 10       | 3        | 1        | 131       | 82        | 21         |
| 2018-19  | New Westminster Warlocks | 13        | 5        | 8        | 0        | 81        | 103       | 10         |
| 2019-20* | New Westminster Warlocks | 14        | 6        | 7        | 1        | 97        | 100       | 13         |
| 2020-21  | <i>season cancelled</i>  |           |          |          |          |           |           |            |
| 2021-22  | New Westminster Warlocks | 16        | 6        | 8        | 2        | 99        | 116       | 14         |
| 2022-23  | New Westminster Warlocks | 14        | 6        | 7        | 1        | 66        | 81        | 13         |

## North Shore Rez Dawgs

|         |                       | <u>GP</u> | <u>W</u> | <u>L</u> | <u>T</u> | <u>GF</u> | <u>GA</u> | <u>PTS</u> |
|---------|-----------------------|-----------|----------|----------|----------|-----------|-----------|------------|
| 2004-05 | North Shore Rez Dawgs | 17        | 5        | 11       | 1        | 126       | 175       | 11         |

## Port Coquitlam

|         |                | <u>GP</u> | <u>W</u> | <u>L</u> | <u>T</u> | <u>GF</u> | <u>GA</u> | <u>PTS</u> |
|---------|----------------|-----------|----------|----------|----------|-----------|-----------|------------|
| 2008-09 | Port Coquitlam | 8         | 4        | 3        | 1        | 65        | 50        | 9          |
| 2009-10 | Port Coquitlam | 14        | 2        | 12       | 0        | 67        | 174       | 4          |
| 2010-11 | Port Coquitlam | 14        | 1        | 13       | 0        | 62        | 174       | 2          |
| 2011-12 | Port Coquitlam | 13        | 2        | 11       | 0        | 54        | 106       | 4          |
| 2012-13 | Port Coquitlam | 5         | 0        | 5        | 0        | 25        | 72        | 0          |

**Richmond Cannons / New Westminster Cannons**

|         |                         | <u>GP</u> | <u>W</u> | <u>L</u> | <u>T</u> | <u>GF</u> | <u>GA</u> | <u>PTS</u> |
|---------|-------------------------|-----------|----------|----------|----------|-----------|-----------|------------|
| 2002-03 | Richmond Cannons        | 7         | 1        | 6        | 0        | 67        | 75        | 2          |
| 2003-04 | Richmond Cannons        | 6         | 5        | 1        | 0        | 59        | 53        | 10         |
| 2004-05 | New Westminster Cannons | 18        | 10       | 6        | 2        | 189       | 148       | 22         |
| 2005-06 |                         |           |          |          |          |           |           |            |
| 2006-07 | New Westminster Cannons | 17        | 9        | 8        | 0        | 148       | 101       | 18         |

**Ridge Tropics**

|         |               | <u>GP</u> | <u>W</u> | <u>L</u> | <u>T</u> | <u>GF</u> | <u>GA</u> | <u>PTS</u> |
|---------|---------------|-----------|----------|----------|----------|-----------|-----------|------------|
| 2015-16 | Ridge Tropics | 13        | 2        | 10       | 1        | 84        | 147       | 5          |
| 2016-17 | Ridge Tropics | 13        | 6        | 7        | 0        | 88        | 102       | 12         |
| 2017-18 | Ridge Tropics | 11        | 3        | 7        | 1        | 60        | 92        | 7          |
| 2018-19 | Ridge Tropics | 11        | 4        | 7        | 0        | 65        | 64        | 8          |

**South Fraser Warriors / WHALLEY BALLERS**

|          |                         | <u>GP</u> | <u>W</u> | <u>L</u> | <u>T</u> | <u>GF</u> | <u>GA</u> | <u>PTS</u> |
|----------|-------------------------|-----------|----------|----------|----------|-----------|-----------|------------|
| 2002-03  | South Fraser Warriors   | 10        | 5        | 5        | 0        | 90        | 83        | 10         |
| 2003-04  | South Fraser Warriors   | 6         | 1        | 4        | 1        | 35        | 44        | 3          |
| 2004-05  | South Fraser Warriors   | 16        | 3        | 8        | 5        | 122       | 122       | 11         |
| 2005-06  |                         |           |          |          |          |           |           |            |
| 2006-07  | South Fraser Warriors   | 15        | 4        | 11       | 0        | 102       | 148       | 8          |
| 2007-08  |                         |           |          |          |          |           |           |            |
| 2008-09  | Whalley Ballers         | 12        | 7        | 2        | 3        | 95        | 91        | 17         |
| 2009-10  | Whalley Ballers         | 16        | 13       | 3        | 0        | 197       | 103       | 26         |
| 2010-11  | Whalley Ballers         | 14        | 13       | 1        | 0        | 182       | 95        | 26         |
| 2011-12  | Whalley Ballers         | 14        | 13       | 0        | 1        | 176       | 64        | 27         |
| 2012-13  | Whalley Ballers         | 10        | 6        | 4        | 0        | 94        | 87        | 12         |
| 2013-14  | Whalley Ballers         | 9         | 5        | 4        | 0        | 66        | 54        | 10         |
| 2014-15  | Whalley Ballers         | 14        | 10       | 4        | 0        | 128       | 62        | 20         |
| 2015-16  | Whalley Ballers         | 13        | 11       | 2        | 0        | 131       | 62        | 22         |
| 2016-17  | Whalley Ballers         | 14        | 10       | 4        | 0        | 116       | 85        | 20         |
| 2017-18  | Whalley Ballers         | 13        | 6        | 5        | 2        | 105       | 86        | 14         |
| 2018-19  | Whalley Ballers         | 13        | 10       | 3        | 0        | 141       | 76        | 20         |
| 2019-20* | Whalley Ballers         | 15        | 7        | 6        | 2        | 106       | 90        | 16         |
| 2020-21  | <i>season cancelled</i> |           |          |          |          |           |           |            |
| 2021-22  | Whalley Ballers         | 16        | 11       | 5        | 0        | 142       | 97        | 22         |
| 2022-23  | Whalley Ballers         | 10        | 5        | 5        | 0        | 67        | 52        | 10         |

**Tri-City Burrards**

|         |                   | <u>GP</u> | <u>W</u> | <u>L</u> | <u>T</u> | <u>GF</u> | <u>GA</u> | <u>PTS</u> |
|---------|-------------------|-----------|----------|----------|----------|-----------|-----------|------------|
| 2002-03 | Tri-City Burrards | 10        | 5        | 4        | 1        | 101       | 91        | 11         |
| 2003-04 | Tri-City Burrards | 8         | 3        | 5        | 0        | 68        | 89        | 6          |
| 2004-05 | Tri-City Burrards | 17        | 2        | 14       | 1        | 105       | 179       | 5          |

**Tri-City Roos / Tri-City John B Pub**

|         |                     | <u>GP</u> | <u>W</u> | <u>L</u> | <u>T</u> | <u>GF</u> | <u>GA</u> | <u>PTS</u> |
|---------|---------------------|-----------|----------|----------|----------|-----------|-----------|------------|
| 2003-04 | Tri-City Roos       | 9         | 7        | 2        | 0        | 93        | 67        | 14         |
| 2004-05 | Tri-City John B Pub | 18        | 13       | 3        | 2        | 211       | 123       | 28         |
| 2005-06 |                     |           |          |          |          |           |           |            |
| 2006-07 | Tri-City John B Pub | 17        | 9        | 8        | 0        | 149       | 133       | 18         |
| 2007-08 |                     |           |          |          |          |           |           |            |
| 2008-09 | Tri-City John B Pub | 10        | 3        | 7        | 0        | 55        | 88        | 6          |
| 2009-10 | Tri-City John B Pub | 16        | 7        | 6        | 3        | 139       | 147       | 17         |
| 2010-11 | Tri-City John B Pub | 14        | 6        | 7        | 1        | 155       | 139       | 13         |
| 2011-12 | Tri-City John B Pub | 14        | 8        | 7        | 0        | 142       | 135       | 16         |
| 2012-13 | Tri-City John B Pub | 10        | 2        | 8        | 0        | 54        | 69        | 4          |

**Tri-City Seconds**

|         |                  | <u>GP</u> | <u>W</u> | <u>L</u> | <u>T</u> | <u>GF</u> | <u>GA</u> | <u>PTS</u> |
|---------|------------------|-----------|----------|----------|----------|-----------|-----------|------------|
| 2002-03 | Tri-City Seconds | 13        | 12       | 1        | 0        | 121       | 98        | 24         |

### UNIVERSITY OF BRITISH COLUMBIA THUNDERBIRDS

|          |   | <u>GP</u> | <u>W</u> | <u>L</u> | <u>T</u> | <u>GF</u> | <u>GA</u> | <u>PTS</u> |
|----------|---|-----------|----------|----------|----------|-----------|-----------|------------|
| 2014-15  | University of British Columbia Thunderbirds | 16        | 6        | 10       | 0        | 95        | 128       | 12         |
| 2015-16  | University of British Columbia Thunderbirds | 14        | 8        | 6        | 0        | 99        | 99        | 16         |
| 2016-17  | University of British Columbia Thunderbirds | 11        | 4        | 6        | 1        | 69        | 75        | 9          |
| 2017-18  | University of British Columbia Thunderbirds | 8         | 5        | 2        | 1        | 66        | 56        | 11         |
| 2018-19  | University of British Columbia Thunderbirds | 13        | 6        | 6        | 1        | 87        | 77        | 13         |
| 2019-20* | University of British Columbia Thunderbirds | 13        | 7        | 6        | 0        | 92        | 86        | 14         |
| 2020-21  | <i>season cancelled</i>                     |           |          |          |          |           |           |            |
| 2021-22  | University of British Columbia Thunderbirds | 16        | 6        | 9        | 1        | 93        | 110       | 13         |
| 2022-23  | University of British Columbia Thunderbirds | 15        | 5        | 9        | 1        | 80        | 130       | 11         |

### VANCOUVER BARBARIANS

|          |                         | <u>GP</u> | <u>W</u> | <u>L</u> | <u>T</u> | <u>GF</u> | <u>GA</u> | <u>PTS</u> |
|----------|-------------------------|-----------|----------|----------|----------|-----------|-----------|------------|
| 2002-03  | Vancouver Barbarians    | 12        | 0        | 11       | 1        | 86        | 153       | 1          |
| 2003-04  | Vancouver Barbarians    | 9         | 5        | 4        | 0        | 105       | 92        | 10         |
| 2004-05  | Vancouver Barbarians    | 18        | 9        | 6        | 3        | 182       | 156       | 21         |
| 2005-06  |                         |           |          |          |          |           |           |            |
| 2006-07  | Vancouver Barbarians    | 17        | 5        | 11       | 1        | 125       | 154       | 11         |
| 2007-08  |                         |           |          |          |          |           |           |            |
| 2008-09  | Vancouver Barbarians    | 13        | 3        | 10       | 0        | 82        | 154       | 6          |
| 2009-10  | Vancouver Barbarians    | 14        | 0        | 13       | 1        | 78        | 197       | 1          |
| 2010-11  | Vancouver Barbarians    | 14        | 1        | 13       | 0        | 65        | 178       | 2          |
| 2011-12  | Vancouver Barbarians    | 16        | 2        | 14       | 0        | 72        | 196       | 4          |
| 2012-13  | Vancouver Barbarians    | 10        | 4        | 6        | 0        | 61        | 108       | 8          |
| 2013-14  | Vancouver Barbarians    | 8         | 0        | 8        | 0        | 39        | 93        | 0          |
| 2014-15  | Vancouver Barbarians    | 12        | 2        | 10       | 0        | 68        | 144       | 4          |
| 2015-16  | Vancouver Barbarians    | 15        | 0        | 14       | 1        | 57        | 139       | 1          |
| 2016-17  | Vancouver Barbarians    | 14        | 0        | 14       | 0        | 64        | 158       | 0          |
| 2017-18  | Vancouver Barbarians    | 14        | 1        | 13       | 0        | 42        | 172       | 2          |
| 2018-19  | Vancouver Barbarians    | 13        | 0        | 13       | 0        | 45        | 162       | 0          |
| 2019-20* | Vancouver Barbarians    | 13        | 0        | 12       | 1        | 43        | 148       | 1          |
| 2020-21  | <i>season cancelled</i> |           |          |          |          |           |           |            |
| 2021-22  | Vancouver Barbarians    | 15        | 1        | 13       | 1        | 54        | 155       | 3          |
| 2022-23  | Vancouver Barbarians    | 14        | 0        | 14       | 0        | 32        | 94        | 0          |

## ROCKY MOUNTAIN LACROSSE LEAGUE

### 1979 ROCKY MOUNTAIN LACROSSE LEAGUE

|                   | <u>GP</u> | <u>W</u> | <u>L</u> | <u>T</u> | <u>GF</u> | <u>GA</u> | <u>PTS</u> |
|-------------------|-----------|----------|----------|----------|-----------|-----------|------------|
| Edmonton Blues    | 12        | 8        | 4        | 0        |           |           | 16         |
| Lethbridge Hawks  | 12        | 5        | 6        | 1        |           |           | 10         |
| Calgary Shamrocks | 12        | 4        | 7        | 1        |           |           | 8          |

### 1980 ROCKY MOUNTAIN LACROSSE LEAGUE

|                        | <u>GP</u> | <u>W</u> | <u>L</u> | <u>T</u> | <u>GF</u> | <u>GA</u> | <u>PTS</u> |
|------------------------|-----------|----------|----------|----------|-----------|-----------|------------|
| Calgary Mountaineers   |           |          |          |          |           |           |            |
| Edmonton Blues         |           |          |          |          |           |           |            |
| Enoch Junior Tomahawks |           |          |          |          |           |           |            |
| Calgary Shamrocks      |           |          |          |          |           |           |            |

### 1981 ROCKY MOUNTAIN LACROSSE LEAGUE

|                        | <u>GP</u> | <u>W</u> | <u>L</u> | <u>T</u> | <u>GF</u> | <u>GA</u> | <u>PTS</u> |
|------------------------|-----------|----------|----------|----------|-----------|-----------|------------|
| Lethbridge             |           |          |          |          |           |           |            |
| Edmonton               |           |          |          |          |           |           |            |
| Calgary Mountaineers   |           |          |          |          |           |           |            |
| Enoch Junior Tomahawks |           |          |          |          |           |           |            |
| Calgary Shamrocks      |           |          |          |          |           |           |            |

### 1982 ROCKY MOUNTAIN LACROSSE LEAGUE

|                          | <u>GP</u> | <u>W</u> | <u>L</u> | <u>T</u> | <u>GF</u> | <u>GA</u> | <u>PTS</u> |
|--------------------------|-----------|----------|----------|----------|-----------|-----------|------------|
| Edmonton Gold Mar Miners |           |          |          |          |           |           |            |
| St. Albert Tomahawks     |           |          |          |          |           |           |            |
| Calgary Mountaineers     |           |          |          |          |           |           |            |
| Calgary Shamrocks        |           |          |          |          |           |           |            |
| Calgary Junior Rangers   |           |          |          |          |           |           |            |

### 1984 ROCKY MOUNTAIN LACROSSE LEAGUE

|                      | <u>GP</u> | <u>W</u> | <u>L</u> | <u>T</u> | <u>GF</u> | <u>GA</u> | <u>PTS</u> |
|----------------------|-----------|----------|----------|----------|-----------|-----------|------------|
| Calgary Mountaineers |           |          |          |          |           |           |            |
| St. Albert Tomahawks |           |          |          |          |           |           |            |
| Calgary Shamrocks    |           |          |          |          |           |           |            |
| Edmonton Miners      |           |          |          |          |           |           |            |

### 2000 ROCKY MOUNTAIN LACROSSE LEAGUE

| TIER ONE                     | <u>GP</u> | <u>W</u> | <u>L</u> | <u>T</u> | <u>GF</u> | <u>GA</u> | <u>PTS</u> |
|------------------------------|-----------|----------|----------|----------|-----------|-----------|------------|
| Calgary Mountaineers         | 17        | 12       | 5        | 0        | 172       | 110       | 24         |
| Edmonton Outlaws             | 17        | 12       | 5        | 0        | 186       | 121       | 24         |
| Calgary Juniors Mountaineers | 17        | 10       | 7        | 0        | 156       | 142       | 20         |
| Edmonton Miners              | 17        | 9        | 8        | 0        | 167       | 183       | 18         |
| Red Deer Rockets             | 16        | 7        | 9        | 0        | 170       | 149       | 14         |
| Calgary Northeast Gators     | 16        | 0        | 16       | 0        | 65        | 209       | 0          |
| TIER TWO                     | <u>GP</u> | <u>W</u> | <u>L</u> | <u>T</u> | <u>GF</u> | <u>GA</u> | <u>PTS</u> |
| St. Albert Rams              | 14        | 10       | 3        | 1        | 140       | 102       | 21         |
| Edmonton Warriors            | 14        | 8        | 5        | 1        | 124       | 98        | 17         |
| Calgary Warthogs             | 12        | 8        | 4        | 0        | 110       | 86        | 16         |
| Calgary 2-2                  | 10        | 3        | 7        | 0        | 60        | 67        | 6          |
| Sherwood Park Titans         | 12        | 1        | 11       | 0        | 59        | 140       | 2          |

## 2001 ROCKY MOUNTAIN LACROSSE LEAGUE

| TIER ONE                    | <u>GP</u> | <u>W</u> | <u>L</u> | <u>T</u> | <u>GF</u> | <u>GA</u> | <u>PTS</u> |
|-----------------------------|-----------|----------|----------|----------|-----------|-----------|------------|
| Edmonton Outlaws*           | 17        | 15       | 0        | 2        | 219       | 107       | 32         |
| Calgary Mountaineers        | 16        | 11       | 3        | 2        | 138       | 103       | 24         |
| Edmonton Junior Miners      | 17        | 8        | 7        | 2        | 151       | 132       | 18         |
| Red Deer Rage               | 17        | 7        | 9        | 1        | 158       | 174       | 15         |
| Calgary Junior Mountaineers | 16        | 4        | 11       | 1        | 112       | 171       | 9          |
| Calgary Knights             | 17        | 0        | 15       | 2        | 72        | 164       | 2          |
| <br>                        |           |          |          |          |           |           |            |
| TIER TWO                    | <u>GP</u> | <u>W</u> | <u>L</u> | <u>T</u> | <u>GF</u> | <u>GA</u> | <u>PTS</u> |
| Edmonton Warriors           | 15        | 9        | 5        | 1        | 151       | 126       | 19         |
| Sherwood Park Titans        | 15        | 8        | 4        | 3        | 113       | 105       | 19         |
| Calgary Rockies             | 15        | 8        | 7        | 0        | 147       | 129       | 16         |
| Calgary Bandits             | 15        | 6        | 8        | 1        | 135       | 136       | 13         |
| Calgary Rustlers            | 15        | 5        | 7        | 3        | 120       | 163       | 13         |
| St. Albert Rams             | 15        | 4        | 9        | 2        | 129       | 140       | 10         |

*Standings as of July 19, 2001; missing final 6 games of the season*

### JUNIOR PLAYOFF

Edmonton Miners defeated the Calgary Jr. Mountaineers 4 games to 3

## 2002 ROCKY MOUNTAIN LACROSSE LEAGUE

| SENIOR 'B' LEAGUE    | <u>GP</u> | <u>W</u> | <u>L</u> | <u>T</u> | <u>GF</u> | <u>GA</u> | <u>PTS</u> |
|----------------------|-----------|----------|----------|----------|-----------|-----------|------------|
| Edmonton Outlaws*    | 20        | 17       | 1        | 2        | 249       | 113       | 36         |
| Calgary Mountaineers | 20        | 14       | 3        | 3        | 209       | 146       | 31         |
| Red Deer Rage        | 20        | 9        | 10       | 1        | 184       | 180       | 19         |
| Calgary Knights      | 20        | 2        | 17       | 1        | 126       | 245       | 5          |

### PLAYOFF

Calgary Mountaineers defeated Red Deer Rage 2 games to 1 (12-5, 9-10 OT, 9-5)

Edmonton Outlaws defeated Calgary Mountaineers 3 games to 0 (10-4, 12-6, 9-4)

| JUNIOR LEAGUE     | <u>GP</u> | <u>W</u> | <u>L</u> | <u>T</u> | <u>GF</u> | <u>GA</u> | <u>PTS</u> |
|-------------------|-----------|----------|----------|----------|-----------|-----------|------------|
| Edmonton Miners*  | 20        | 14       | 6        | 0        | 205       | 164       | 28         |
| Edmonton Warriors | 20        | 8        | 11       | 1        | 160       | 185       | 17         |
| Calgary Shamrocks | 20        | 8        | 12       | 0        | 177       | 210       | 16         |
| Calgary Warthogs  | 20        | 3        | 15       | 2        | 172       | 247       | 8          |

### PLAYOFF

Edmonton Miners defeated Calgary Warthogs 2 games to 0 (14-3, 11-3)

Edmonton Warriors defeated Calgary Shamrocks 2 games to 0 (15-8, 11-8)

Edmonton Miners defeated the Edmonton Warriors 3 games to 0 (13-7, 15-8, 11-5)

### JUNIOR LEAGUE – TIER TWO

| NORTH DIVISION       | <u>GP</u> | <u>W</u> | <u>L</u> | <u>T</u> | <u>GF</u> | <u>GA</u> | <u>PTS</u> |
|----------------------|-----------|----------|----------|----------|-----------|-----------|------------|
| Sherwood Park Titans | 17        | 15       | 1        | 1        | 190       | 89        | 31         |
| St. Albert RamsRams  | 17        | 12       | 3        | 2        | 177       | 105       | 26         |
| Red Deer Renegades   | 17        | 9        | 5        | 3        | 190       | 169       | 21         |
| Edmonton Warriors    | 17        | 6        | 9        | 2        | 165       | 159       | 14         |
| Edmonton Blues       | 17        | 1        | 15       | 1        | 101       | 208       | 3          |
| <br>                 |           |          |          |          |           |           |            |
| SOUTH DIVISION       | <u>GP</u> | <u>W</u> | <u>L</u> | <u>T</u> | <u>GF</u> | <u>GA</u> | <u>PTS</u> |
| Okotoks Mustangs     | 17        | 11       | 4        | 2        | 161       | 128       | 24         |
| Calgary Bandits      | 17        | 9        | 8        | 0        | 138       | 134       | 18         |
| Calgary Chill        | 17        | 7        | 6        | 3        | 135       | 115       | 17         |
| Calgary Rustlers     | 17        | 5        | 10       | 2        | 116       | 178       | 12         |
| Calgary Rockies      | 17        | 1        | 14       | 2        | 139       | 215       | 4          |

**2003 ROCKY MOUNTAIN LACROSSE LEAGUE**

|   | <u>GP</u> | <u>W</u> | <u>L</u> | <u>T</u> | <u>GF</u> | <u>GA</u> | <u>PTS</u> |
|---|-----------|----------|----------|----------|-----------|-----------|------------|
| <b>SENIOR 'B' LEAGUE</b>                    |           |          |          |          |           |           |            |
| Edmonton Outlaws*                           | 20        | 18       | 1        | 1        | 247       | 131       | 37         |
| Calgary Mountaineers                        | 20        | 14       | 4        | 2        | 238       | 194       | 30         |
| Red Deer Rage                               | 20        | 9        | 9        | 2        | 166       | 192       | 20         |
| Okotoks Glaciers                            | 20        | 7        | 9        | 4        | 178       | 189       | 18         |
| Calgary Knights                             | 20        | 6        | 11       | 3        | 163       | 187       | 15         |
| St. Albert Rams                             | 20        | 2        | 18       | 0        | 128       | 238       | 4          |
| <b>JUNIOR 'A' LEAGUE</b>                    |           |          |          |          |           |           |            |
| Edmonton Miners                             | 20        | 17       | 3        | 0        | 231       | 119       | 34         |
| Calgary Raiders                             | 20        | 10       | 5        | 5        | 216       | 172       | 25         |
| <b>JUNIOR 'B' LEAGUE</b>                    |           |          |          |          |           |           |            |
| Calgary Mountaineers                        | 20        | 8        | 8        | 4        | 199       | 210       | 20         |
| Prince George Posse                         | 16        | 8        | 8        | 0        | 175       | 156       | 16         |
| Edmonton Warriors                           | 20        | 6        | 13       | 1        | 183       | 205       | 13         |
| Calgary Shamrocks                           | 20        | 2        | 18       | 0        | 126       | 281       | 4          |
| <b>JUNIOR 'B' LEAGUE – TIER TWO (NORTH)</b> |           |          |          |          |           |           |            |
| Sherwood Park Titans                        | 17        | 15       | 1        | 1        | 190       | 89        | 31         |
| St. Albert Rams                             | 17        | 12       | 3        | 2        | 177       | 105       | 26         |
| Red Deer Renegades                          | 17        | 9        | 5        | 3        | 190       | 169       | 21         |
| Edmonton Warriors                           | 17        | 6        | 9        | 2        | 165       | 159       | 14         |
| Edmonton Blues                              | 17        | 1        | 15       | 1        | 101       | 208       | 3          |
| <b>JUNIOR 'B' LEAGUE – TIER TWO (SOUTH)</b> |           |          |          |          |           |           |            |
| Okotoks Mustangs                            | 17        | 11       | 4        | 2        | 161       | 128       | 24         |
| Calgary Bandits                             | 17        | 9        | 8        | 0        | 138       | 134       | 18         |
| Calgary Chill                               | 17        | 7        | 6        | 3        | 135       | 115       | 17         |
| Calgary Rustlers                            | 17        | 5        | 10       | 2        | 116       | 178       | 12         |
| Calgary Rockies                             | 17        | 1        | 14       | 2        | 139       | 215       | 4          |

**2004 ROCKY MOUNTAIN LACROSSE LEAGUE**

|                          | <u>GP</u> | <u>W</u> | <u>L</u> | <u>T</u> | <u>GF</u> | <u>GA</u> | <u>PTS</u> |
|--------------------------|-----------|----------|----------|----------|-----------|-----------|------------|
| <b>SENIOR 'B' LEAGUE</b> |           |          |          |          |           |           |            |
| Edmonton Outlaws*        | 16        | 14       | 1        | 1        | 203       | 69        | 29         |
| Edmonton Junior A Miners | 16        | 12       | 3        | 1        | 182       | 112       | 25         |
| Calgary Mountaineers     | 16        | 10       | 6        | 0        | 153       | 123       | 20         |
| Calgary Junior A Raiders | 16        | 8        | 6        | 2        | 163       | 139       | 18         |
| Okotok Glaciers          | 16        | 8        | 7        | 1        | 131       | 136       | 17         |
| Red Deer Rage            | 16        | 4        | 11       | 1        | 124       | 179       | 9          |
| Calgary Knights          | 16        | 2        | 12       | 2        | 108       | 174       | 6          |
| St. Albert Rams          | 16        | 2        | 14       | 0        | 96        | 218       | 4          |

**SENIOR 'B' PLAYOFFS**

Calgary Knights defeated Okotok Glaciers 2 games to 0 (8-6, 12-8)

Edmonton Outlaws defeated St. Albert Rams 3 games to 0 (10-6, 14-5, 15-1)

Calgary Mountaineers defeated Calgary Knights 3 games to 1 (13-4, 6-7, 18-12, 12-7)

Edmonton Outlaws defeated Calgary Mountaineers 3 games to 0 (14-5, 10-9, 13-8)

**JUNIOR 'A' PLAYOFFS**

Edmonton Miners defeated Calgary Raiders 4 games to 0 (11-8, 8-6, 7-5, 11-9)

|                             | <u>GP</u> | <u>W</u> | <u>L</u> | <u>T</u> | <u>GF</u> | <u>GA</u> | <u>PTS</u> |
|-----------------------------|-----------|----------|----------|----------|-----------|-----------|------------|
| <b>JUNIORS - TIER ONE</b>   |           |          |          |          |           |           |            |
| Edmonton Warriors           | 18        | 15       | 3        | 0        | 206       | 130       | 30         |
| Calgary Junior Mountaineers | 18        | 12       | 4        | 2        | 174       | 125       | 26         |
| Sherwood Park Titans        | 18        | 11       | 7        | 0        | 152       | 138       | 22         |
| St. Albert Rams             | 18        | 6        | 10       | 2        | 148       | 162       | 14         |
| Calgary Shamrocks           | 18        | 6        | 11       | 1        | 138       | 179       | 13         |
| Prince George Posse         | 18        | 6        | 11       | 1        | 129       | 175       | 13         |
| Calgary Chill               | 18        | 3        | 13       | 2        | 139       | 195       | 8          |

| JUNIORS – TIER TWO (NORTH) | <u>GP</u> | <u>W</u> | <u>L</u> | <u>T</u> | <u>GF</u> | <u>GA</u> | <u>PTS</u> |
|----------------------------|-----------|----------|----------|----------|-----------|-----------|------------|
| Edmonton Warriors          | 14        | 13       | 0        | 1        | 143       | 80        | 27         |
| Red Deer Rampage           | 14        | 10       | 4        | 0        | 126       | 85        | 20         |
| St. Albert Rams            | 14        | 9        | 4        | 1        | 151       | 109       | 19         |
| Edmonton Wizards           | 14        | 6        | 4        | 4        | 92        | 89        | 16         |
| Red Deer Renegades         | 14        | 5        | 9        | 0        | 122       | 134       | 10         |
| Sherwood Park Titans       | 14        | 4        | 8        | 2        | 84        | 115       | 10         |
| Grand Prairie Thrashers    | 14        | 3        | 9        | 2        | 87        | 124       | 8          |
| Edmonton Blues             | 14        | 0        | 12       | 2        | 55        | 135       | 2          |

| JUNIORS – TIER TWO (SOUTH) | <u>GP</u> | <u>W</u> | <u>L</u> | <u>T</u> | <u>GF</u> | <u>GA</u> | <u>PTS</u> |
|----------------------------|-----------|----------|----------|----------|-----------|-----------|------------|
| Calgary Bandits            | 14        | 11       | 2        | 1        | 162       | 88        | 23         |
| Okotoks Ice                | 14        | 10       | 3        | 1        | 126       | 92        | 21         |
| Calgary Rockies            | 14        | 10       | 4        | 0        | 130       | 87        | 20         |
| Calgary Wranglers          | 14        | 9        | 5        | 0        | 107       | 83        | 18         |
| Calgary Rustlers           | 14        | 5        | 8        | 1        | 90        | 88        | 11         |
| Medicine Hat Sun Devils    | 14        | 5        | 9        | 0        | 73        | 97        | 10         |
| Lethbridge Barracudas      | 14        | 2        | 10       | 2        | 91        | 158       | 6          |
| High River Heat            | 14        | 1        | 12       | 1        | 75        | 150       | 3          |

### 2005 ROCKY MOUNTAIN LACROSSE LEAGUE

| SENIOR 'B' LEAGUE        | <u>GP</u> | <u>W</u> | <u>L</u> | <u>T</u> | <u>GF</u> | <u>GA</u> | <u>PTS</u> |
|--------------------------|-----------|----------|----------|----------|-----------|-----------|------------|
| Sherwood Park Outlaws*   | 19        | 16       | 2        | 1        | 180       | 84        | 33         |
| Edmonton Junior A Miners | 19        | 15       | 4        | 0        | 205       | 119       | 30         |
| Calgary Junior A Raiders | 19        | 14       | 4        | 1        | 206       | 114       | 29         |
| Airdrie Knights          | 19        | 8        | 8        | 3        | 134       | 162       | 19         |
| Calgary Mountaineers     | 19        | 6        | 10       | 3        | 158       | 181       | 15         |
| Red Deer Rage            | 19        | 5        | 13       | 1        | 121       | 186       | 11         |
| Calgary Raiders          | 19        | 4        | 13       | 2        | 103       | 158       | 10         |
| St. Albert Rams          | 19        | 2        | 16       | 1        | 97        | 165       | 5          |

#### SENIOR 'B' PLAYOFFS

Sherwood Park Outlaws defeated Red Deer Rage 2 games to 0 (15-1, 8-7)

Airdrie Knights defeated Calgary Mountaineers 2 games to 0 (9-8, 9-8)

Sherwood Park Outlaws defeated Airdrie Knights 3 games to 0 (14-4, 12-11, 13-8)

#### JUNIOR 'A' PLAYOFFS

Calgary Raiders defeated Edmonton Miners 4 games to 0 (8-5, 13-6, 9-7, 8-7)

| JUNIORS – TIER ONE          | <u>GP</u> | <u>W</u> | <u>L</u> | <u>T</u> | <u>GF</u> | <u>GA</u> | <u>PTS</u> |
|-----------------------------|-----------|----------|----------|----------|-----------|-----------|------------|
| Sherwood Park Titans        | 20        | 13       | 5        | 2        | 177       | 134       | 28         |
| Edmonton Warriors*          | 20        | 12       | 4        | 4        | 183       | 127       | 28         |
| Calgary Chill               | 20        | 12       | 8        | 0        | 175       | 156       | 24         |
| Calgary Junior Mountaineers | 20        | 10       | 6        | 4        | 144       | 145       | 24         |
| Calgary Shamrocks           | 20        | 4        | 16       | 0        | 118       | 190       | 8          |
| St. Albert Rams             | 20        | 3        | 15       | 2        | 128       | 179       | 8          |

#### PLAYOFFS

Sherwood Park Titans defeated Calgary Junior Mountaineers 3 games to 1 (7-8, 5-3, 10-8, 10-7)

Edmonton Warriors defeated Calgary Chill 3 games to 1 (8-10, 7-4, 9-5, 8-5)

Edmonton Warriors defeated Sherwood Park Titans 3 games to 2 (7-11, 9-3, 12-7, 6-9, 7-5)

| JUNIORS – TIER TWO (NORTH) | <u>GP</u>                   | <u>W</u> | <u>L</u> | <u>T</u> | <u>GF</u> | <u>GA</u> | <u>PTS</u> |
|----------------------------|-----------------------------|----------|----------|----------|-----------|-----------|------------|
| Red Deer Rampage*          | 14                          | 13       | 0        | 1        | 172       | 46        | 27         |
| Edmonton Warriors          | 14                          | 8        | 3        | 3        | 112       | 97        | 19         |
| Sherwood Park Titans       | 14                          | 8        | 4        | 2        | 135       | 99        | 18         |
| Edmonton Wizards           | 14                          | 8        | 6        | 0        | 110       | 111       | 16         |
| St. Albert Rams            | 14                          | 6        | 8        | 0        | 104       | 110       | 12         |
| Red Deer Renegades         | 14                          | 2        | 11       | 1        | 98        | 151       | 5          |
| Edmonton Blues             | 14                          | 0        | 13       | 1        | 72        | 189       | 1          |
| Grande Prairie Thrashers   | <i>folded in mid-season</i> |          |          |          |           |           |            |

#### PLAYOFFS

Red Deer Rampage defeated Edmonton Wizards 2 games to 0 (11-3, 13-7)

Sherwood Park Titans defeated Edmonton Warriors 2 games to 0 (6-2, 6-2)

Red Deer Rampage defeated Sherwood Park Titans 14-3

| JUNIORS – TIER TWO (SOUTH) | <u>GP</u> | <u>W</u> | <u>L</u> | <u>T</u> | <u>GF</u> | <u>GA</u> | <u>PTS</u> |
|----------------------------|-----------|----------|----------|----------|-----------|-----------|------------|
| Rockyview Silvertips*      | 16        | 15       | 1        | 0        | 211       | 91        | 30         |
| Calgary Bandits            | 16        | 12       | 4        | 0        | 150       | 109       | 24         |
| Calgary Wranglers          | 16        | 10       | 6        | 0        | 154       | 118       | 20         |
| Calgary Rockies            | 16        | 8        | 4        | 4        | 170       | 153       | 20         |
| Okotoks Ice                | 16        | 8        | 7        | 1        | 128       | 117       | 17         |
| Calgary Rustlers           | 16        | 7        | 7        | 2        | 135       | 123       | 16         |
| High River Heat            | 16        | 3        | 10       | 3        | 89        | 154       | 9          |
| Medicine Hat Sun Devils    | 16        | 2        | 13       | 1        | 69        | 140       | 5          |
| Lethbridge Barracudas      | 16        | 1        | 14       | 1        | 81        | 171       | 3          |

#### PLAYOFFS

Rockyview Silvertips defeated Calgary Rockies 2 games to 1 (12-3, 13-16, 10-8)

Calgary Bandits defeated Calgary Wranglers 2 games to 0 (14-12, 8-7)

Rockyview Silvertips defeated Calgary Bandits 2 games to 0 (17-6, 11-6)

#### 2006 ROCKY MOUNTAIN LACROSSE LEAGUE

| SENIOR 'B' LEAGUE             | <u>GP</u> | <u>W</u> | <u>L</u> | <u>T</u> | <u>GF</u> | <u>GA</u> | <u>PTS</u> |
|-------------------------------|-----------|----------|----------|----------|-----------|-----------|------------|
| Sherwood Park Outlaws*        | 18        | 12       | 1        | 5        | 153       | 89        | 29         |
| Edmonton Junior A Miners      | 18        | 13       | 3        | 2        | 170       | 119       | 28         |
| Spruce Grove Slash            | 18        | 10       | 6        | 2        | 148       | 140       | 22         |
| Calgary Junior A Raiders      | 18        | 8        | 6        | 4        | 148       | 115       | 20         |
| Calgary Raiders               | 18        | 8        | 5        | 5        | 136       | 140       | 21         |
| Airdrie Knights               | 18        | 8        | 9        | 1        | 166       | 160       | 17         |
| Calgary Junior A Mountaineers | 18        | 6        | 9        | 3        | 115       | 130       | 15         |
| Red Deer Rage                 | 18        | 5        | 10       | 3        | 119       | 140       | 13         |
| Edmonton Junior A Eclipse     | 18        | 5        | 13       | 0        | 128       | 162       | 10         |
| Calgary Mountaineers          | 18        | 2        | 15       | 1        | 98        | 182       | 5          |

#### SENIOR 'B' PLAYOFFS

Sherwood Park Outlaws defeated Spruce Grove Slash 2 games to 0 (10-5, 7-6)

Airdrie Knights defeated Calgary Raiders 2 games to 0 (7-6, 15-11)

Sherwood Park Outlaws defeated Airdrie Knights 3 games to 0 (8-4, 9-7, 8-5)

#### JUNIOR 'A' PLAYOFFS

Edmonton Miners defeated Edmonton Eclipse 3 games to 0 (7-5, 13-1, 12-5)

Calgary Raiders defeated Calgary Mountaineers 3 games to 1 (6-11, 7-5, 13-8, 12-8)

Edmonton Miners defeated Calgary Raiders 4 games to 3 (7-6, 7-6, 6-7, 8-7, 10-8, 10-15, 6-5)

| JUNIOR 'B' LEAGUE – TIER ONE | <u>GP</u> | <u>W</u> | <u>L</u> | <u>T</u> | <u>GF</u> | <u>GA</u> | <u>PTS</u> |
|------------------------------|-----------|----------|----------|----------|-----------|-----------|------------|
| Edmonton Warriors            | 20        | 16       | 3        | 1        | 227       | 154       | 33         |
| Calgary Shamrocks            | 20        | 13       | 5        | 2        | 177       | 140       | 28         |
| Rockyview Silvertips         | 20        | 11       | 8        | 1        | 187       | 164       | 23         |
| Calgary Chill                | 20        | 11       | 8        | 1        | 184       | 153       | 23         |
| Red Deer Rampage             | 20        | 9        | 10       | 1        | 142       | 157       | 19         |
| Northern Alberta Crude       | 20        | 7        | 13       | 0        | 164       | 165       | 14         |
| Calgary Jr. Mountaineers     | 20        | 4        | 14       | 2        | 189       | 206       | 10         |
| Sherwood Park Titans         | 20        | 5        | 15       | 0        | 147       | 190       | 10         |

| JUNIOR 'B' LEAGUE – TIER TWO (NORTH) | <u>GP</u> | <u>W</u> | <u>L</u> | <u>T</u> | <u>GF</u> | <u>GA</u> | <u>PTS</u> |
|--------------------------------------|-----------|----------|----------|----------|-----------|-----------|------------|
| Northern Alberta Rams                | 13        | 11       | 1        | 1        | 159       | 95        | 23         |
| Edmonton Warriors                    | 13        | 9        | 3        | 1        | 140       | 84        | 19         |
| Fort Saskatchewan Rebels             | 15        | 9        | 6        | 0        | 138       | 104       | 18         |
| Sherwood Park Titans                 | 15        | 3        | 8        | 4        | 120       | 150       | 10         |
| Edmonton Wizards                     | 15        | 4        | 10       | 1        | 62        | 141       | 9          |
| Red Deer Renegades                   | 15        | 3        | 11       | 1        | 99        | 151       | 7          |

| JUNIOR 'B' LEAGUE – TIER TWO (SOUTH) | <u>GP</u> | <u>W</u> | <u>L</u> | <u>T</u> | <u>GF</u> | <u>GA</u> | <u>PTS</u> |
|--------------------------------------|-----------|----------|----------|----------|-----------|-----------|------------|
| Medicine Hat Sun Devils              | 14        | 12       | 2        | 0        | 131       | 62        | 24         |
| Bandits                              | 14        | 11       | 2        | 1        | 153       | 76        | 23         |
| Rockies                              | 14        | 10       | 3        | 1        | 148       | 89        | 21         |
| Okotoks Ice                          | 14        | 6        | 6        | 2        | 135       | 123       | 14         |
| Wranglers                            | 14        | 6        | 6        | 2        | 120       | 104       | 14         |
| Lethbridge Barracudas                | 14        | 5        | 7        | 2        | 108       | 112       | 12         |
| Icemen                               | 14        | 2        | 12       | 0        | 101       | 188       | 4          |
| Rockyview Silvertips                 | 14        | 0        | 14       | 0        | 39        | 178       | 0          |



## 2007 ROCKY MOUNTAIN LACROSSE LEAGUE

All standings incomplete – as of July 16, 2007; Junior B Tier II as of June 27, 2007

| SENIOR 'B' LEAGUE             | <u>GP</u> | <u>W</u> | <u>L</u> | <u>T</u> | <u>GF</u> | <u>GA</u> | <u>PTS</u> |
|-------------------------------|-----------|----------|----------|----------|-----------|-----------|------------|
| Spruce Grove Slash            | 18        | 16       | 1        | 1        |           |           | 33         |
| Sherwood Park Outlaws*        | 18        | 12       | 4        | 2        |           |           | 26         |
| Calgary DVN Oilfield Raiders  | 18        | 12       | 5        | 1        |           |           | 25         |
| Airdrie Knights               | 18        | 11       | 6        | 1        |           |           | 23         |
| Calgary Senior B Mountaineers | 18        | 1        | 17       | 0        |           |           | 2          |
| Red Deer Rage                 | 18        | 1        | 17       | 0        |           |           | 2          |

### SENIOR 'B' PLAYOFFS

Sherwood Park Outlaws defeated Spruce Grove Slash 3 games to 0 (6-5 OT, 10-8, 11-10)

Airdrie Knights defeated Calgary DVN Oilfield Raiders 3 games to 2 (4-11, 10-2, 4-10, 8-6, 10-7)

Sherwood Park Outlaws defeated Airdrie Knights 3 games to 0 (11-10, 7-4, 13-3)

| JUNIOR 'A' LEAGUE             | <u>GP</u> | <u>W</u> | <u>L</u> | <u>T</u> | <u>GF</u> | <u>GA</u> | <u>PTS</u> |
|-------------------------------|-----------|----------|----------|----------|-----------|-----------|------------|
| Edmonton Eclipse              | 15        | 9        | 6        | 0        |           |           | 18         |
| Edmonton Miners*              | 13        | 7        | 6        | 0        |           |           | 14         |
| Calgary Junior A Raiders      | 17        | 6        | 9        | 2        |           |           | 14         |
| Calgary Junior A Mountaineers | 16        | 4        | 9        | 3        |           |           | 11         |

### PLAYOFFS

Edmonton Miners defeated Edmonton Eclipse 4 games to 3 (9-6 OT, 3-6, 10-11 OT, 8-7 OT, 8-3, 8-7, 9-8)

| JUNIOR 'B' LEAGUE – TIER ONE  | <u>GP</u> | <u>W</u> | <u>L</u> | <u>T</u> | <u>GF</u> | <u>GA</u> | <u>PTS</u> |
|-------------------------------|-----------|----------|----------|----------|-----------|-----------|------------|
| Sherwood Park Titans          | 16        | 13       | 2        | 1        |           |           | 27         |
| Calgary Junior B Mountaineers | 17        | 13       | 3        | 1        |           |           | 27         |
| Calgary Shamrocks             | 18        | 14       | 4        | 0        |           |           | 28         |
| Calgary Chill                 | 15        | 7        | 6        | 1        |           |           | 15         |
| Northern Alberta Crude        | 15        | 6        | 7        | 2        |           |           | 14         |
| Red Deer Rampage              | 17        | 8        | 9        | 0        |           |           | 16         |
| Edmonton Warriors             | 18        | 6        | 11       | 1        |           |           | 13         |
| Saskatoon Swat                | 18        | 4        | 14       | 0        |           |           | 8          |
| Rockyview Silvertips          | 14        | 0        | 14       | 0        |           |           | 0          |

| JUNIOR 'B' LEAGUE – TIER TWO (NORTH) | <u>GP</u> | <u>W</u> | <u>L</u> | <u>T</u> | <u>GF</u> | <u>GA</u> | <u>PTS</u> |
|--------------------------------------|-----------|----------|----------|----------|-----------|-----------|------------|
| Fort Saskatchewan Rebels             | 12        | 11       | 1        | 0        | 167       | 56        | 22         |
| Sherwood Park Titans                 | 12        | 9        | 3        | 0        | 121       | 78        | 18         |
| Red Deer Renegades                   | 12        | 8        | 3        | 1        | 117       | 75        | 17         |
| Revenge                              | 14        | 6        | 7        | 1        | 106       | 132       | 13         |
| West Edmonton Blues                  | 13        | 5        | 7        | 1        | 108       | 122       | 11         |
| Edmonton Warriors                    | 11        | 4        | 7        | 0        | 59        | 92        | 8          |
| Riggers                              | 10        | 2        | 6        | 2        | 72        | 82        | 6          |
| Edmonton Wizards                     | 14        | 1        | 12       | 1        | 63        | 166       | 3          |

| JUNIOR 'B' LEAGUE – TIER TWO (SOUTH) | <u>GP</u> | <u>W</u> | <u>L</u> | <u>T</u> | <u>GF</u> | <u>GA</u> | <u>PTS</u> |
|--------------------------------------|-----------|----------|----------|----------|-----------|-----------|------------|
| Medicine Hat Sun Devils              | 14        | 13       | 1        | 0        | 159       | 57        | 26         |
| Okotoks Ice                          | 16        | 12       | 4        | 0        | 206       | 97        | 24         |
| Lethbridge Barracudas                | 15        | 11       | 3        | 1        | 185       | 96        | 23         |
| Calgary Sabrecats                    | 13        | 9        | 3        | 1        | 153       | 80        | 19         |
| Calgary Rockies                      | 13        | 4        | 7        | 2        | 121       | 121       | 10         |
| Calgary Wranglers                    | 12        | 3        | 7        | 2        | 90        | 112       | 8          |
| High River Heat                      | 12        | 2        | 10       | 0        | 72        | 177       | 4          |
| Rockyview Silvertips                 | 12        | 1        | 10       | 1        | 47        | 151       | 3          |
| Calgary Knights                      | 11        | 0        | 11       | 0        | 29        | 168       | 0          |

**2008 ROCKY MOUNTAIN LACROSSE LEAGUE**

| SENIOR 'B' LEAGUE                     | <u>GP</u> | <u>W</u> | <u>L</u> | <u>T</u> |           | <u>GF</u> | <u>GA</u> | <u>PTS</u> |
|---------------------------------------|-----------|----------|----------|----------|-----------|-----------|-----------|------------|
| Calgary Mountaineers                  |           |          |          |          |           |           |           |            |
| DVN Oilfield Raiders                  |           |          |          |          |           |           |           |            |
| Calgary Knights                       |           |          |          |          |           |           |           |            |
| Sherwood Park Outlaws                 |           |          |          |          |           |           |           |            |
| Spruce Grove Slash                    |           |          |          |          |           |           |           |            |
| JUNIOR 'A' LEAGUE                     | <u>GP</u> | <u>W</u> | <u>L</u> | <u>T</u> | <u>OL</u> | <u>GF</u> | <u>GA</u> | <u>PTS</u> |
| Edmonton Eclipse                      | 17        | 14       | 0        | 3        | 0         | 139       | 99        | 31         |
| Edmonton Miners                       | 16        | 8        | 4        | 4        | 0         | 121       | 102       | 20         |
| Calgary Junior A Mountaineers         | 17        | 4        | 10       | 3        | 0         | 131       | 142       | 11         |
| Okotoks Junior A Raiders              | 17        | 2        | 12       | 3        | 0         | 87        | 123       | 7          |
| JUNIOR 'B' LEAGUE – TIER ONE          | <u>GP</u> | <u>W</u> | <u>L</u> | <u>T</u> |           | <u>GF</u> | <u>GA</u> | <u>PTS</u> |
| Edmonton Juniro B Warriors            |           |          |          |          |           |           |           |            |
| Sherwood Park Junior B Titans         |           |          |          |          |           |           |           |            |
| Northern Alberta Crude                |           |          |          |          |           |           |           |            |
| Calgary Junior B Mountaineers         |           |          |          |          |           |           |           |            |
| Calgary Shamrocks                     |           |          |          |          |           |           |           |            |
| Calgary Chill                         |           |          |          |          |           |           |           |            |
| Rockyview Junior B Silvertips         |           |          |          |          |           |           |           |            |
| Red Deer Rampage                      |           |          |          |          |           |           |           |            |
| Saskatoon Swat                        |           |          |          |          |           |           |           |            |
| Regina Stealth                        |           |          |          |          |           |           |           |            |
| JUNIOR 'B' LEAGUE – TIER TWO (NORTH)  | <u>GP</u> | <u>W</u> | <u>L</u> | <u>T</u> |           | <u>GF</u> | <u>GA</u> | <u>PTS</u> |
| Edmonton Wizards                      |           |          |          |          |           |           |           |            |
| Edmonton Tier II Warriors             |           |          |          |          |           |           |           |            |
| Sherwood Park Tier II Titans          |           |          |          |          |           |           |           |            |
| Red Deer Renegades                    |           |          |          |          |           |           |           |            |
| Fort Saskatchewan Rebels              |           |          |          |          |           |           |           |            |
| West Edmonton Blues                   |           |          |          |          |           |           |           |            |
| Lloydminster Tryson Junior Brutes     |           |          |          |          |           |           |           |            |
| Vermillion Roar                       |           |          |          |          |           |           |           |            |
| Northern Alberta Riggers              |           |          |          |          |           |           |           |            |
| JUNIOR 'B' LEAGUE – TIER TWO (SOUTH)  | <u>GP</u> | <u>W</u> | <u>L</u> | <u>T</u> |           | <u>GF</u> | <u>GA</u> | <u>PTS</u> |
| Lethbridge Tier II Barracudas         |           |          |          |          |           |           |           |            |
| Okotoks Ice                           |           |          |          |          |           |           |           |            |
| Medicine Hat Tier II Sun Devils       |           |          |          |          |           |           |           |            |
| Calgary Axemen Rockies                |           |          |          |          |           |           |           |            |
| Calgary Hornets Wranglers             |           |          |          |          |           |           |           |            |
| Calgary Tier II Sabrecats 1           |           |          |          |          |           |           |           |            |
| Calgary Tier II Sabrecats 2           |           |          |          |          |           |           |           |            |
| Red Deer Revenge                      |           |          |          |          |           |           |           |            |
| JUNIOR 'B' LEAGUE – TIER THREE (EAST) | <u>GP</u> | <u>W</u> | <u>L</u> | <u>T</u> |           | <u>GF</u> | <u>GA</u> | <u>PTS</u> |
| Medicine Hat Tier III Sun Devils      |           |          |          |          |           |           |           |            |
| Lethbridge Tier III Barracudas        |           |          |          |          |           |           |           |            |
| Brooks Drillers                       |           |          |          |          |           |           |           |            |
| Calgary Tier III Axemen               |           |          |          |          |           |           |           |            |
| Calgary Tier III Knights              |           |          |          |          |           |           |           |            |
| Strathmore Venom 1                    |           |          |          |          |           |           |           |            |
| Strathmore Venom 2.                   |           |          |          |          |           |           |           |            |
| JUNIOR 'B' LEAGUE – TIER THREE (WEST) | <u>GP</u> | <u>W</u> | <u>L</u> | <u>T</u> |           | <u>GF</u> | <u>GA</u> | <u>PTS</u> |
| Cranbrook Elite                       |           |          |          |          |           |           |           |            |
| High River Heat                       |           |          |          |          |           |           |           |            |
| Okotoks Icemen                        |           |          |          |          |           |           |           |            |
| Calgary Tier III Sabrecats 1          |           |          |          |          |           |           |           |            |
| Calgary Tier III Sabrecats 2          |           |          |          |          |           |           |           |            |
| Rockyview Silvertips                  |           |          |          |          |           |           |           |            |
| Olds Stingers                         |           |          |          |          |           |           |           |            |
| Fort McMurray Wolves                  |           |          |          |          |           |           |           |            |

## 2009 ROCKY MOUNTAIN LACROSSE LEAGUE

### SENIOR 'B' LEAGUE

| NORTH DIVISION     | <u>GP</u> | <u>W</u> | <u>L</u> | <u>T</u> | <u>GF</u> | <u>GA</u> | <u>PTS</u> |
|--------------------|-----------|----------|----------|----------|-----------|-----------|------------|
| Spruce Grove Slash | 18        | 10       | 8        | 0        | 181       | 155       | 20         |
| Edmonton Outlaws   | 18        | 7        | 10       | 1        | 180       | 194       | 15         |
| Edmonton Miners    | 18        | 2        | 16       | 0        | 142       | 289       | 4          |

| SOUTH DIVISION       | <u>GP</u> | <u>W</u> | <u>L</u> | <u>T</u> | <u>GF</u> | <u>GA</u> | <u>PTS</u> |
|----------------------|-----------|----------|----------|----------|-----------|-----------|------------|
| Okotoks Raiders*     | 18        | 15       | 3        | 0        | 217       | 115       | 30         |
| Calgary Knights      | 18        | 10       | 8        | 0        | 190       | 144       | 20         |
| Calgary Mountaineers | 18        | 1        | 16       | 1        | 118       | 258       | 3          |

### PLAYOFFS

Okotoks Raiders defeated Spruce Grove Slash 3 games to 1

Calgary Knights defeated Edmonton Outlaws 3 games to 1

Okotoks Raiders defeated Calgary Knights 3 games to 0

| JUNIOR 'A' LEAGUE    | <u>GP</u> | <u>W</u> | <u>L</u> | <u>T</u> | <u>OL</u> | <u>GF</u> | <u>GA</u> | <u>PTS</u> |
|----------------------|-----------|----------|----------|----------|-----------|-----------|-----------|------------|
| Edmonton Eclipse*    | 20        | 14       | 4        | 0        | 2         | 218       | 165       | 28         |
| Calgary Raiders      | 20        | 13       | 6        | 1        | 0         | 198       | 130       | 27         |
| Calgary Mountaineers | 20        | 13       | 6        | 0        | 1         | 195       | 163       | 26         |
| Edmonton Miners      | 20        | 7        | 12       | 1        | 0         | 182       | 209       | 15         |

## 2010 ROCKY MOUNTAIN LACROSSE LEAGUE

| SENIOR 'B' LEAGUE    | <u>GP</u> | <u>W</u> | <u>L</u> | <u>T</u> | <u>GF</u> | <u>GA</u> | <u>PTS</u> |
|----------------------|-----------|----------|----------|----------|-----------|-----------|------------|
| St. Albert Miners*   | 18        | 14       | 4        | 0        | 200       | 146       | 28         |
| Okotoks Raiders      | 18        | 13       | 5        | 0        | 191       | 133       | 26         |
| Calgary Knights      | 18        | 9        | 9        | 0        | 153       | 168       | 18         |
| Spruce Grove Slash   | 18        | 5        | 11       | 2        | 171       | 196       | 12         |
| Edmonton Outlaws     | 18        | 5        | 13       | 0        | 158       | 193       | 10         |
| Calgary Mountaineers | 18        | 2        | 14       | 2        | 122       | 204       | 6          |

### PLAYOFFS

St. Albert Miners defeated Spruce Grove Slash 3 games to 1 (12-11, 7-9, 7-4, 10-7)

Okotoks Raiders defeated Calgary Knights 3 games to 1 (16-11, 10-4, 9-13, 8-7)

St. Albert Miners defeated Okotoks Raiders 3 games to 2 (11-9, 9-4, 5-11, 5-9, 11-4)

| SENIOR 'C' LEAGUE               | <u>GP</u> | <u>W</u> | <u>L</u> | <u>T</u> | <u>GF</u> | <u>GA</u> | <u>PTS</u> |
|---------------------------------|-----------|----------|----------|----------|-----------|-----------|------------|
| Calgary Irish                   | 6         | 6        | 0        | 0        | 110       | 48        | 12         |
| Okotoks Raiders                 | 6         | 1        | 5        | 0        | 52        | 101       | 2          |
| Edmonton-Spruce Grove Tomahawks | 2         | 0        | 2        | 0        | 13        | 26        | 0          |

| JUNIOR 'A' LEAGUE    | <u>GP</u> | <u>W</u> | <u>L</u> | <u>T</u> | <u>OL</u> | <u>GF</u> | <u>GA</u> | <u>PTS</u> |
|----------------------|-----------|----------|----------|----------|-----------|-----------|-----------|------------|
| Calgary Raiders*     | 20        | 19       | 0        | 1        | 0         | 248       | 131       | 39         |
| Calgary Mountaineers | 20        | 8        | 10       | 1        | 1         | 194       | 186       | 17         |
| St. Albert Miners    | 20        | 8        | 12       | 0        | 0         | 169       | 211       | 16         |
| Edmonton Eclipse     | 20        | 8        | 12       | 0        | 0         | 177       | 214       | 16         |

### PLAYOFFS

Calgary Raiders defeated Edmonton Eclipse 3 games to 0 (11-9, 8-4, 12-5)

Calgary Mountaineers defeated St. Albert Miners 3 games to 0 (13-11, 11-9 OT, 10-9, 9-7)

Calgary Raiders defeated Calgary Mountaineers 4 games to 0 (16-7, 12-5, 16-3, 7-4)

| JUNIOR 'B' LEAGUE – TIER ONE (NORTH)                  | <u>GP</u> | <u>W</u> | <u>L</u> | <u>T</u> | <u>GF</u> | <u>GA</u> | <u>PTS</u> |
|---|-----------|----------|----------|----------|-----------|-----------|------------|
| Edmonton Warriors                                     | 18        | 11       | 4        | 3        | 137       | 102       | 25         |
| Saskatchewan Swat                                     | 18        | 12       | 5        | 1        | 148       | 138       | 25         |
| Fort Saskatchewan Rebels                              | 18        | 6        | 8        | 4        | 119       | 121       | 16         |
| Sherwood Park Titans                                  | 18        | 5        | 11       | 2        | 134       | 144       | 12         |
| St. Albert Northern Alberta Major Lacrosse Club Crude | 18        | 1        | 14       | 3        | 95        | 161       | 5          |

| JUNIOR 'B' LEAGUE – TIER ONE (SOUTH) | <u>GP</u> | <u>W</u> | <u>L</u> | <u>T</u> | <u>GF</u> | <u>GA</u> | <u>PTS</u> |
|--------------------------------------|-----------|----------|----------|----------|-----------|-----------|------------|
| Calgary Mountaineers*                | 18        | 14       | 2        | 2        | 161       | 83        | 30         |
| Calgary Chill                        | 18        | 12       | 4        | 2        | 144       | 111       | 26         |
| Red Deer Rampage                     | 18        | 12       | 6        | 0        | 144       | 125       | 24         |
| Calgary Shamrocks                    | 18        | 6        | 11       | 1        | 109       | 115       | 13         |
| Rockyview Silvertips                 | 18        | 1        | 15       | 2        | 103       | 194       | 4          |

PLAYOFFS

Sherwood Park Titans defeated Northern Alberta Major Lacrosse Club Crude 8-3  
 Calgary Shamrocks defeated Rockyview Silvertips 7-1

Edmonton Warriors defeated Sherwood Park Titans 2 games to 0 (7-5, 17-11)  
 Saskatchewan Swat defeated Fort Saskatchewan Rebels 2 games to 0 (5-3, 10-7)  
 Calgary Mountaineers defeated Calgary Shamrocks 2 games to 0 (8-5, 9-4)  
 Calgary Chill defeated Red Deer Rampage 2 games to 0 (7-4, 9-8)

Saskatchewan Swat defeated Edmonton Warriors 2 games to 1 (6-7, 7-6, 5-2)  
 Calgary Mountaineers defeated Calgary Chill 2 games to 0 (6-3, 5-4)

Calgary Mountaineers defeated Saskatchewan Swat 2 games to 0 (8-5, 6-5)

| JUNIOR 'B' LEAGUE – TIER TWO (NORTH) | <u>GP</u> | <u>W</u> | <u>L</u> | <u>T</u> | <u>GF</u> | <u>GA</u> | <u>PTS</u> |
|--------------------------------------|-----------|----------|----------|----------|-----------|-----------|------------|
| North Edmonton Wizards               | 14        | 13       | 0        | 1        | 160       | 78        | 27         |
| Vermillion Roar                      | 14        | 10       | 3        | 1        | 128       | 78        | 21         |
| Red Deer Revenge                     | 14        | 8        | 6        | 0        | 92        | 83        | 16         |
| Westlock Rock                        | 13        | 7        | 7        | 0        | 100       | 91        | 14         |
| Red Deer Renegades                   | 13        | 6        | 7        | 1        | 97        | 98        | 13         |
| Edmonton Blues                       | 14        | 3        | 10       | 1        | 72        | 111       | 7          |
| South Edmonton Warriors              | 12        | 0        | 14       | 0        | 19        | 129       | 0          |

| JUNIOR 'B' LEAGUE – TIER TWO (SOUTH)      | <u>GP</u> | <u>W</u> | <u>L</u> | <u>T</u> | <u>GF</u> | <u>GA</u> | <u>PTS</u> |
|---|-----------|----------|----------|----------|-----------|-----------|------------|
| Medicine Hat Sun Devils*                  | 14        | 12       | 1        | 1        | 124       | 77        | 25         |
| Lethbridge Bert & Mac's Barracudas        | 14        | 10       | 4        | 0        | 112       | 92        | 20         |
| Okotoks Ice                               | 14        | 7        | 6        | 1        | 105       | 96        | 15         |
| Calgary Wranglers                         | 14        | 6        | 7        | 1        | 108       | 113       | 13         |
| Calgary Sabrecats                         | 14        | 6        | 7        | 1        | 103       | 103       | 13         |
| Calgary Axemen Rockies                    | 14        | 5        | 8        | 1        | 91        | 109       | 11         |
| Cranbrook Elite                           | 14        | 3        | 8        | 3        | 84        | 102       | 9          |
| Lethbridge Thompson Consulting Barracudas | 14        | 3        | 11       | 0        | 80        | 115       | 6          |

PLAYOFFS

North Edmonton Wizards defeated Westlock Rock 12-9  
 Vermillion Roar defeated Red Deer Revenge 9-6  
 Medicine Hat Sun Devils defeated Calgary Wranglers 9-2  
 Okotoks Ice defeated Lethbridge Bert & Mac's Barracudas 9-6

North Edmonton Wizards defeated Vermillion Roar 10-7  
 Medicine Hat Sun Devils defeated Okotoks Ice 8-5

Medicine Hat Sun Devils defeated North Edmonton Wizards 2 games to 0 (6-5, 9-8)

| JUNIOR 'B' LEAGUE – TIER THREE (NORTH) | <u>GP</u> | <u>W</u> | <u>L</u> | <u>T</u> | <u>GF</u> | <u>GA</u> | <u>PTS</u> |
|--|-----------|----------|----------|----------|-----------|-----------|------------|
| Grande Prairie Thrashers               | 12        | 9        | 3        | 0        | 168       | 99        | 18         |
| Kitscoty Chaos Drillers                | 12        | 9        | 3        | 0        | 109       | 86        | 18         |
| Fort McMurray Wolves                   | 9         | 5        | 7        | 0        | 74        | 73        | 10         |
| Wainwright Wolfpack                    | 9         | 1        | 11       | 0        | 34        | 127       | 2          |

| JUNIOR 'B' LEAGUE – TIER THREE (SOUTH) | <u>GP</u> | <u>W</u> | <u>L</u> | <u>T</u> | <u>GF</u> | <u>GA</u> | <u>PTS</u> |
|--|-----------|----------|----------|----------|-----------|-----------|------------|
| Innisfail Yeti's                       | 13        | 12       | 2        | 0        | 167       | 60        | 24         |
| Medicine Hat Sun Devils                | 13        | 10       | 3        | 1        | 90        | 75        | 21         |
| Calgary Wranglers                      | 14        | 10       | 4        | 0        | 117       | 82        | 20         |
| Strathmore Venom*                      | 14        | 8        | 5        | 1        | 110       | 92        | 17         |
| High River Heat                        | 14        | 6        | 6        | 2        | 106       | 92        | 14         |
| Okotoks Icemen                         | 13        | 7        | 7        | 0        | 90        | 110       | 14         |
| Brooks Drillers                        | 13        | 6        | 6        | 2        | 86        | 85        | 14         |
| Calgary Sabrecats 1                    | 14        | 6        | 7        | 1        | 108       | 124       | 13         |
| Rockyview Silvertips                   | 14        | 0        | 12       | 2        | 53        | 136       | 2          |
| Calgary Sabrecats 2                    | 12        | 0        | 13       | 1        | 59        | 130       | 1          |

#### PLAYOFFS

Grande Prairie Thrashers defeated Wainwright Wolfpack 2 games to 0 (0-0\*, 0-0\*)

Kitscoty Chaos Drillers defeated Fort McMurray Wolves 2 games to 0 (9-3, 9-3)

Strathmore Venom defeated Innisfail Yeti's 2 games to 0 (10-9, 10-7)

Medicine Hat Sun Devils defeated Calgary Wranglers 2 games to 0 (7-2, 5-3)

*\*Wainwright Wolfpack defaulted both games*

Grande Prairie Thrashers defeated Kitscoty Chaos Drillers 2 games to 0 (12-7, 10-9)

Strathmore Venom defeated Medicine Hat Sun Devils 2 games to 1 (4-6, 9-8, 6-4)

Strathmore Venom defeated Grande Prairie Thrashers 2 games to 0 (9-4, 5-3)

#### 2011 ROCKY MOUNTAIN LACROSSE LEAGUE

| SENIOR 'B' LEAGUE    | <u>GP</u> | <u>W</u> | <u>L</u> | <u>T</u> | <u>GF</u> | <u>GA</u> | <u>PTS</u> |
|----------------------|-----------|----------|----------|----------|-----------|-----------|------------|
| Okotoks Raiders      | 18        | 13       | 5        | 0        | 175       | 129       | 26         |
| St. Albert Miners*   | 18        | 12       | 5        | 1        | 198       | 137       | 25         |
| Edmonton Outlaws     | 18        | 10       | 7        | 1        | 163       | 158       | 21         |
| Calgary Knights      | 18        | 8        | 10       | 0        | 146       | 140       | 16         |
| Calgary Mountaineers | 18        | 5        | 13       | 0        | 117       | 181       | 10         |
| Spruce Grove Slash   | 18        | 2        | 14       | 2        | 129       | 197       | 6          |

#### PLAYOFFS

Calgary Knights defeated Okotoks Raiders 3 games to 0 (7-4, 11-8, 11-6)

St. Albert Miners defeated Edmonton Outlaws 3 games to 0 (13-9, 11-8, 7-4)

St. Albert Miners defeated Calgary Knights 3 games to 2 (7-5, 7-6, 7-8, 5-8, 11-10)

| SENIOR 'C' LEAGUE               | <u>GP</u> | <u>W</u> | <u>L</u> | <u>T</u> | <u>GF</u> | <u>GA</u> | <u>PTS</u> |
|---------------------------------|-----------|----------|----------|----------|-----------|-----------|------------|
| Red Deer Silverbacks*           | 12        | 11       | 1        | 0        | 183       | 65        | 22         |
| Lethbridge Pioneers             | 12        | 9        | 3        | 0        | 139       | 89        | 18         |
| Calgary Irish                   | 12        | 7        | 5        | 0        | 143       | 106       | 14         |
| Edmonton-Spruce Grove Tomahawks | 12        | 2        | 10       | 0        | 86        | 165       | 4          |
| Okotoks Rock                    | 12        | 1        | 11       | 0        | 59        | 185       | 2          |

#### PLAYOFFS

Red Deer Silverbacks defeated Edmonton-Spruce Grove Tomahawks 2 games to 0 (18-1, 16-5)

Calgary Irish defeated Lethbridge Pioneers 2 games to 1 (6-3, 4-11, 12-10)

Red Deer Silverbacks defeated Calgary Irish 3 games to 0 (12-4, 17-4, 13-6)

| JUNIOR 'A' LEAGUE               | GP | W  | L  | T | OL | GF  | GA  | PTS |
|---------------------------------|----|----|----|---|----|-----|-----|-----|
| Okotoks Raiders*                | 20 | 18 | 2  | 0 | 0  | 219 | 139 | 36  |
| Edmonton Eclipse                | 20 | 9  | 10 | 0 | 1  | 163 | 182 | 18  |
| Edmonton Miners                 | 20 | 7  | 12 | 1 | 0  | 168 | 183 | 15  |
| Calgary Mountaineers            | 20 | 7  | 11 | 1 | 1  | 162 | 194 | 15  |
| St. Albert Senior 'B' Miners    | 4  | 3  | 1  | 0 | 0  | 48  | 37  | 6   |
| Calgary Senior 'B' Knights      | 4  | 2  | 2  | 0 | 0  | 36  | 26  | 4   |
| Edmonton Senior 'B' Outlaws     | 4  | 2  | 2  | 0 | 0  | 39  | 38  | 4   |
| Okotoks Senior 'B' Raiders      | 4  | 2  | 2  | 0 | 0  | 37  | 35  | 4   |
| Calgary Senior 'B' Mountaineers | 4  | 1  | 3  | 0 | 0  | 19  | 35  | 2   |
| Spruce Grove Senior 'B' Slash   | 4  | 0  | 4  | 0 | 0  | 24  | 46  | 0   |

#### PLAYOFFS

Okotoks Raiders defeated Edmonton Miners 3 games to 1 (13-7, 12-6, 7-10, 13-7)

Edmonton Eclipse defeated Calgary Mountaineers 3 games to 2 (8-14, 8-5, 7-13, 12-10, 8-5)

Okotoks Raiders defeated Edmonton Eclipse 4 games to 1 (13-9, 11-5, 10-12, 9-7, 9-5)

| JUNIOR 'B' LEAGUE – TIER ONE (NORTH)                  | GP | W  | L  | T | GF  | GA  | PTS |
|---|----|----|----|---|-----|-----|-----|
| Saskatchewan Swat                                     | 22 | 16 | 6  | 0 | 264 | 179 | 32  |
| Edmonton Warriors                                     | 22 | 16 | 6  | 0 | 302 | 183 | 32  |
| Sherwood Park Titans                                  | 22 | 16 | 6  | 0 | 248 | 192 | 32  |
| Fort Saskatchewan Rebels                              | 22 | 3  | 19 | 0 | 155 | 312 | 6   |
| St. Albert Northern Alberta Major Lacrosse Club Crude | 22 | 2  | 20 | 0 | 151 | 337 | 4   |

| JUNIOR 'B' LEAGUE – TIER ONE (SOUTH) | GP | W  | L  | T | GF  | GA  | PTS |
|--------------------------------------|----|----|----|---|-----|-----|-----|
| Calgary Mountaineers*                | 22 | 21 | 1  | 0 | 310 | 141 | 42  |
| Red Deer Rampage                     | 22 | 16 | 6  | 0 | 274 | 172 | 32  |
| Calgary Chill                        | 22 | 10 | 12 | 0 | 181 | 168 | 20  |
| Calgary Shamrocks                    | 22 | 9  | 13 | 0 | 191 | 190 | 18  |
| Manitoba Gryphons                    | 14 | 7  | 7  | 0 | 127 | 130 | 14  |
| Rockyview Silvertips                 | 22 | 1  | 21 | 0 | 116 | 315 | 2   |

#### PLAYOFFS

St. Albert Northern Alberta Major Lacrosse Club Crude defeated Fort Saskatchewan Rebels 7-6

Calgary Shamrocks defeated Rockyview Silvertips 15-3

Saskatchewan Swat defeated St. Albert Northern Alberta Major Lacrosse Club Crude 2 games to 0 (27-8, 11-7)

Edmonton Warriors defeated Sherwood Park Titans 2 games to 1 (11-9, 14-15, 7-5)

Calgary Chill defeated Red Deer Rampage 2 games to 0 (6-4, 9-8)

Calgary Mountaineers defeated Calgary Shamrocks 2 games to 0 (12-9, 8-2)

Edmonton Warriors defeated Saskatchewan Swat 2 games to 1 (12-11, 10-11, 10-9)

Calgary Mountaineers defeated Calgary Chill 2 games to 0 (12-7, 13-3)

Calgary Mountaineers defeated Edmonton Warriors 3 games to 0 (15-9, 8-5, 10-5)

| JUNIOR 'B' LEAGUE – TIER TWO (NORTH) | GP | W  | L  | T | GF  | GA  | PTS |
|--------------------------------------|----|----|----|---|-----|-----|-----|
| Edmonton Wizards*                    | 14 | 12 | 2  | 0 | 203 | 105 | 24  |
| Vermilion Roar                       | 14 | 11 | 3  | 0 | 173 | 102 | 22  |
| Kitscoty Chaos Drillers              | 14 | 10 | 3  | 1 | 173 | 125 | 21  |
| Fort McMurray Wolves                 | 14 | 9  | 5  | 0 | 146 | 128 | 18  |
| Edmonton Blues                       | 14 | 8  | 6  | 0 | 134 | 118 | 16  |
| Grande Prairie Thrashers             | 14 | 7  | 7  | 0 | 124 | 129 | 14  |
| Westlock Rock                        | 14 | 6  | 7  | 1 | 120 | 127 | 13  |
| South Edmonton Warriors              | 14 | 3  | 11 | 0 | 109 | 132 | 6   |
| Fort Saskatchewan Rebels             | 14 | 2  | 12 | 0 | 94  | 173 | 4   |
| Wainwright Wolfpack                  | 14 | 1  | 13 | 0 | 56  | 193 | 2   |

| JUNIOR 'B' LEAGUE – TIER TWO (SOUTH) | GP | W  | L  | T | GF  | GA  | PTS |
|--------------------------------------|----|----|----|---|-----|-----|-----|
| Medicine Hat Sun Devils              | 14 | 13 | 1  | 0 | 164 | 99  | 26  |
| Lethbridge Barracudas                | 14 | 11 | 3  | 0 | 150 | 115 | 22  |
| Okotoks Ice                          | 14 | 11 | 3  | 0 | 166 | 96  | 22  |
| Red Deer Revenge                     | 14 | 9  | 5  | 0 | 154 | 110 | 18  |
| Innisfail Yettis                     | 14 | 8  | 6  | 0 | 175 | 170 | 16  |
| Calgary Sabrecats                    | 14 | 7  | 7  | 0 | 109 | 114 | 14  |
| Strathmore Venom                     | 14 | 5  | 8  | 1 | 114 | 168 | 11  |
| Calgary Rockies                      | 14 | 5  | 9  | 0 | 126 | 129 | 10  |
| Calgary Wranglers                    | 14 | 4  | 10 | 0 | 100 | 135 | 8   |
| Red Deer Renegades                   | 14 | 2  | 12 | 0 | 113 | 188 | 4   |
| Cranbrook Elite                      | 14 | 1  | 12 | 1 | 93  | 140 | 3   |

**PLAYOFFS**

Edmonton Wizards defeated Fort McMurray Wolves 2 games to 0 (15-5, 15-7)  
 Vermilion Roar defeated Kitscoty Chaos Drillers 2 games to 0 (15-14, 14-5)  
 Medicine Hat Sun Devils defeated Red Deer Revenge (14-8, 11-11)  
 Okotoks Icemen defeated Lethbridge Barracudas 2 games to 0 (12-4, 9-8)

Edmonton Wizards defeated Vermilion Roar (14-10, 12-17)  
 Medicine Hat Sun Devils defeated Okotoks Icemen (8-10, 10-7)

Edmonton Wizards defeated Medicine Hat Sun Devils 2 games to 0 (19-13, 9-6)

| JUNIOR 'B' LEAGUE – TIER THREE (NORTH) | <u>GP</u> | <u>W</u> | <u>L</u> | <u>T</u> | <u>GF</u> | <u>GA</u> | <u>PTS</u> |
|--|-----------|----------|----------|----------|-----------|-----------|------------|
| Trison Brutes                          | 13        | 12       | 1        | 0        | 113       | 61        | 24         |
| Fort McMurray Wolves                   | 13        | 8        | 2        | 3        | 100       | 67        | 19         |
| Westlock Rock                          | 14        | 7        | 5        | 2        | 133       | 102       | 16         |
| Grande Prairie Thrashers               | 14        | 6        | 7        | 1        | 82        | 99        | 13         |
| Kitscoty Chaos Drillers                | 14        | 4        | 10       | 0        | 95        | 133       | 8          |
| Wainwright Wolfpack                    | 14        | 1        | 13       | 0        | 26        | 87        | 2          |

| JUNIOR 'B' LEAGUE – TIER THREE | <u>GP</u> | <u>W</u> | <u>L</u> | <u>T</u> | <u>GF</u> | <u>GA</u> | <u>PTS</u> |
|--------------------------------|-----------|----------|----------|----------|-----------|-----------|------------|
| High River Heat *              | 14        | 13       | 1        | 0        | 162       | 73        | 26         |
| Medicine Hat Sun Devils        | 14        | 12       | 2        | 0        | 144       | 79        | 24         |
| Okotoks Icemen                 | 14        | 11       | 3        | 0        | 144       | 100       | 22         |
| Crowsnest Pass Ravens          | 14        | 10       | 3        | 1        | 169       | 115       | 21         |
| Calgary Wranglers              | 14        | 10       | 4        | 0        | 140       | 98        | 20         |
| Brooks Drillers                | 14        | 9        | 5        | 0        | 136       | 87        | 18         |
| Lethbridge Barracudas          | 14        | 7        | 6        | 1        | 146       | 134       | 15         |
| Lacombe-Ponoka Locos           | 14        | 5        | 8        | 1        | 73        | 100       | 11         |
| Rockyview Silvertips           | 14        | 5        | 9        | 0        | 88        | 124       | 10         |
| Strathmore Venom               | 14        | 4        | 10       | 0        | 77        | 153       | 8          |
| Calgary Sabrecats              | 14        | 4        | 10       | 0        | 56        | 121       | 8          |
| Olds Stingers                  | 14        | 3        | 10       | 1        | 74        | 158       | 7          |
| Calgary Axemen Mavericks       | 14        | 2        | 12       | 0        | 58        | 125       | 4          |

**PLAYOFFS**

High River Heat defeated Crowsnest Pass Ravens 15-6

**2012 ROCKY MOUNTAIN LACROSSE LEAGUE**

| SENIOR 'B' LEAGUE    | <u>GP</u> | <u>W</u> | <u>L</u> | <u>T</u> | <u>GF</u> | <u>GA</u> | <u>PTS</u> |
|----------------------|-----------|----------|----------|----------|-----------|-----------|------------|
| Rockyview Knights*   | 16        | 13       | 3        | 0        | 152       | 128       | 26         |
| Spruce Grove Slash   | 16        | 11       | 5        | 0        | 166       | 136       | 22         |
| St. Albert Miners    | 16        | 9        | 6        | 1        | 163       | 138       | 19         |
| Calgary Mountaineers | 16        | 6        | 10       | 0        | 129       | 143       | 12         |
| Okotoks Raiders      | 16        | 5        | 11       | 0        | 121       | 139       | 10         |
| Edmonton Outlaws     | 16        | 3        | 12       | 1        | 114       | 161       | 7          |

**PLAYOFFS**

Rockyview Knights defeated Calgary Mountaineers 3 games to 0 (14-9, 7-6, 10-4)  
 St. Albert Miners defeated Spruce Grove Slash 3 games to 1 (13-15, 8-4, 13-7, 14-9)

Rockyview Knights defeated St. Albert Miners 3 games to 1 (8-7, 10-9, 5-8, 12-7)

| SENIOR 'C' LEAGUE – NORTH       | <u>GP</u> | <u>W</u> | <u>L</u> | <u>T</u> | <u>GF</u> | <u>GA</u> | <u>PTS</u> |
|---------------------------------|-----------|----------|----------|----------|-----------|-----------|------------|
| Red Deer Silverbacks            | 14        | 10       | 4        | 0        | 158       | 94        | 20         |
| Vermillion Rage                 | 14        | 8        | 6        | 0        | 117       | 147       | 16         |
| Edmonton-Spruce Grove Tomahawks | 14        | 1        | 13       | 0        | 66        | 181       | 2          |

| SENIOR 'C' LEAGUE – SOUTH | <u>GP</u> | <u>W</u> | <u>L</u> | <u>T</u> | <u>GF</u> | <u>GA</u> | <u>PTS</u> |
|---------------------------|-----------|----------|----------|----------|-----------|-----------|------------|
| Calgary Irish*            | 14        | 11       | 3        | 0        | 182       | 75        | 22         |
| Lethbridge Pioneers       | 14        | 9        | 5        | 0        | 165       | 115       | 18         |
| Okotoks Erratic           | 14        | 3        | 11       | 0        | 102       | 178       | 6          |

**PLAYOFFS**

Red Deer Silverbacks defeated Rage (10-11, 7-3)  
 Calgary Irish defeated Lethbridge Pioneers 2 games to 0 (14-5, 12-5)

Calgary Irish defeated Red Deer Silverbacks 3 games to 1 (13-12, 14-8, 7-8, 16-9)

| JUNIOR 'A' LEAGUE     | <u>GP</u> | <u>W</u> | <u>L</u> | <u>T</u> | <u>GF</u> | <u>GA</u> | <u>PTS</u> |
|-----------------------|-----------|----------|----------|----------|-----------|-----------|------------|
| Calgary Raiders       | 18        | 13       | 4        | 1        | 222       | 133       | 27         |
| Calgary Mountaineers* | 17        | 9        | 5        | 3        | 162       | 139       | 21         |
| Edmonton Eclipse      | 18        | 7        | 10       | 1        | 123       | 180       | 15         |
| St. Albert Miners     | 17        | 3        | 13       | 1        | 135       | 190       | 7          |

PLAYOFFS

Calgary Mountaineers defeated Edmonton Eclipse 3 games to 0 (7-2, 10-6, 9-5)

Calgary Raiders defeated St. Albert Miners 3 games to 0 (10-8, 13-7, 18-7)

Calgary Mountaineers defeated Calgary Raiders 4 games to 3 (13-14, 11-12, 11-9, 10-9, 7-13, 8-7, 16-11)

| JUNIOR 'B' LEAGUE – TIER ONE (NORTH)                  | <u>GP</u> | <u>W</u> | <u>L</u> | <u>T</u> | <u>GF</u> | <u>GA</u> | <u>PTS</u> |
|---|-----------|----------|----------|----------|-----------|-----------|------------|
| Sherwood Park Titans                                  | 19        | 13       | 5        | 1        | 233       | 154       | 27         |
| Saskatchewan Swat                                     | 19        | 11       | 7        | 1        | 179       | 160       | 23         |
| St. Albert Northern Alberta Major Lacrosse Club Crude | 19        | 6        | 13       | 0        | 152       | 212       | 12         |
| Edmonton Warriors                                     | 19        | 5        | 14       | 0        | 131       | 194       | 10         |

| JUNIOR 'B' LEAGUE – TIER ONE (SOUTH) | <u>GP</u> | <u>W</u> | <u>L</u> | <u>T</u> | <u>GF</u> | <u>GA</u> | <u>PTS</u> |
|--------------------------------------|-----------|----------|----------|----------|-----------|-----------|------------|
| Calgary Mountaineers*                | 19        | 16       | 3        | 0        | 250       | 135       | 32         |
| Red Deer Rampage                     | 19        | 13       | 6        | 0        | 232       | 144       | 26         |
| Calgary Shamrocks                    | 19        | 13       | 6        | 0        | 171       | 130       | 26         |
| Manitoba Gryphons                    | 19        | 10       | 9        | 0        | 170       | 201       | 20         |
| Calgary Chill                        | 19        | 5        | 14       | 0        | 148       | 191       | 10         |
| Rockyview Silvertips                 | 19        | 2        | 17       | 0        | 107       | 252       | 4          |

PLAYOFFS

Sherwood Park Titans defeated St. Albert NAMLC Crude 2 games to 0 (12-3, 10-4)

Red Deer Rampage defeated Saskatchewan Swat 2 games to 0 (19-8, 13-6)

Calgary Shamrocks defeated Manitoba Gryphons 2 games to 1 (7-8, 11-2, 8-6)

Calgary Mountaineers defeated Calgary Chill 2 games to 0 (14-6, 15-4)

Sherwood Park Titans defeated Red Deer Rampage 2 games to 0 (13-8, 12-9)

Calgary Mountaineers defeated Calgary Shamrocks 2 games to 0 (13-5, 13-7)

Calgary Mountaineers defeated Sherwood Park Titans 3 games to 0 (7-6, 11-8, 12-4)

| JUNIOR 'B' LEAGUE – TIER TWO (NORTH) | <u>GP</u> | <u>W</u> | <u>L</u> | <u>T</u> | <u>GF</u> | <u>GA</u> | <u>PTS</u> |
|--------------------------------------|-----------|----------|----------|----------|-----------|-----------|------------|
| Vermillion Roar*                     | 14        | 14       | 0        | 0        | 181       | 108       | 28         |
| Edmonton Blues                       | 14        | 10       | 4        | 0        | 146       | 98        | 20         |
| Fort Saskatchewan Rebels             | 14        | 10       | 4        | 0        | 134       | 96        | 20         |
| Kitscoty-Lloydminster Extreme        | 14        | 8        | 6        | 0        | 165       | 143       | 16         |
| South Edmonton Warriors              | 14        | 7        | 7        | 0        | 125       | 155       | 14         |
| Sherwood Park Titans                 | 14        | 7        | 7        | 0        | 142       | 121       | 14         |
| Edmonton Wizards                     | 14        | 7        | 7        | 0        | 124       | 111       | 14         |
| Fort McMurray Wolves                 | 14        | 4        | 10       | 0        | 121       | 140       | 8          |
| Grande Prairie Thrashers             | 14        | 2        | 12       | 0        | 78        | 137       | 4          |
| Wainwright Wolfpack                  | 14        | 1        | 13       | 0        | 69        | 176       | 2          |

| JUNIOR 'B' LEAGUE – TIER TWO (SOUTH) | <u>GP</u> | <u>W</u> | <u>L</u> | <u>T</u> | <u>GF</u> | <u>GA</u> | <u>PTS</u> |
|--------------------------------------|-----------|----------|----------|----------|-----------|-----------|------------|
| Medicine Hat Sun Devils              | 14        | 13       | 1        | 0        | 167       | 88        | 26         |
| Lethbridge Barracudas                | 14        | 10       | 4        | 0        | 163       | 95        | 20         |
| Cranbrook Elite                      | 14        | 10       | 4        | 0        | 162       | 120       | 20         |
| Red Deer Renegades                   | 14        | 10       | 4        | 0        | 166       | 139       | 20         |
| Okotoks Ice                          | 14        | 10       | 4        | 0        | 154       | 135       | 20         |
| Innisfall Yettis                     | 14        | 7        | 5        | 2        | 167       | 174       | 16         |
| Calgary Wranglers                    | 14        | 6        | 8        | 0        | 148       | 141       | 12         |
| Red Deer Revenge                     | 14        | 5        | 8        | 1        | 123       | 129       | 11         |
| Calgary Rockies                      | 14        | 3        | 10       | 1        | 125       | 146       | 7          |
| Strathmore Venom                     | 14        | 1        | 13       | 0        | 101       | 140       | 2          |
| Calgary Sabrecats                    | 14        | 0        | 14       | 0        | 55        | 224       | 0          |

PLAYOFFS

Fort Saskatchewan Rebels defeated Edmonton Blues 13-8

Vermillion Roar defeated Kitscoty-Lloydminster Extreme 15-14

Lethbridge Barracudas defeated Cranbrook Elite 9-7

Red Deer Renegades defeated Medicine Hat Sun Devils 12-6

Vermillion Roar defeated Fort Saskatchewan Rebels 2 games to 0 (12-10, 11-8)

Lethbridge Barracudas defeated Red Deer Renegades 2 games to 0 (16-6, 14-12)

Vermillion Roar defeated Lethbridge Barracudas 2 games to 1 (15-12, 8-17, 10-8)



| JUNIOR 'B' LEAGUE – TIER THREE | <u>GP</u> | <u>W</u> | <u>L</u> | <u>T</u> | <u>GF</u> | <u>GA</u> | <u>PTS</u> |
|--------------------------------|-----------|----------|----------|----------|-----------|-----------|------------|
| High River Heat *              | 14        | 12       | 2        | 0        | 155       | 94        | 24         |
| Brooks Drillers                | 14        | 9        | 3        | 2        | 146       | 108       | 20         |
| Lacombe-Ponoka Locos           | 14        | 9        | 5        | 0        | 144       | 96        | 18         |
| Calgary Wranglers              | 14        | 9        | 5        | 0        | 99        | 84        | 18         |
| Crowsnest Pass Ravens          | 14        | 9        | 5        | 0        | 174       | 152       | 18         |
| Lethbridge Barracudas          | 14        | 7        | 6        | 1        | 109       | 101       | 15         |
| Olds Stingers                  | 14        | 6        | 8        | 0        | 85        | 116       | 12         |
| Medicine Hat Sun Devils        | 14        | 5        | 8        | 1        | 120       | 112       | 11         |
| Rockyview Silvertips           | 14        | 1        | 13       | 0        | 79        | 157       | 2          |
| Calgary Axemen Mavericks       | 14        | 1        | 13       | 0        | 69        | 160       | 2          |

**PLAYOFFS**

Brooks Drillers defeated Lacombe-Ponoka Locos 10-9

High River Heat defeated Calgary Wranglers 12-4

**BRONZE GAME**

Lacombe-Ponoka Locos defeated Calgary Wranglers 12-7

**CHAMPIONSHIP GAME**

High River Heat defeated Brooks Drillers 16-6

**2013 ROCKY MOUNTAIN LACROSSE LEAGUE**

| SENIOR 'B' LEAGUE     | <u>GP</u> | <u>W</u> | <u>L</u> | <u>T</u> | <u>GF</u> | <u>GA</u> | <u>PTS</u> |
|-----------------------|-----------|----------|----------|----------|-----------|-----------|------------|
| Rockyview Knights     | 16        | 13       | 3        | 0        | 147       | 112       | 26         |
| St. Albert Miners     | 16        | 11       | 5        | 0        | 159       | 129       | 22         |
| Calgary Mountaineers* | 16        | 10       | 6        | 0        | 148       | 108       | 20         |
| Edmonton Outlaws      | 16        | 7        | 8        | 1        | 144       | 141       | 15         |
| Okotoks Raiders       | 16        | 3        | 12       | 1        | 84        | 118       | 7          |
| Spruce Grove Slash    | 16        | 3        | 13       | 0        | 94        | 168       | 6          |

**PLAYOFFS**

Edmonton Outlaws defeated Rockyview Knights 3 games to 0 (7-4, 10-5, 12-6)

Calgary Mountaineers defeated St. Albert Miners 3 games to 1 (11-10, 13-14, 14-8, 17-8)

Calgary Mountaineers defeated Edmonton Outlaws 3 games to 0 (13-9, 12-5, 13-11)

| SENIOR 'C' LEAGUE – NORTH       | <u>GP</u> | <u>W</u> | <u>L</u> | <u>T</u> | <u>GF</u> | <u>GA</u> | <u>PTS</u> |
|---------------------------------|-----------|----------|----------|----------|-----------|-----------|------------|
| Blackfalds Silverbacks*         | 14        | 11       | 2        | 1        | 180       | 90        | 23         |
| Vermilion Rage                  | 14        | 5        | 9        | 0        | 122       | 152       | 10         |
| Edmonton-Spruce Grove Tomahawks | 14        | 0        | 14       | 0        | 65        | 157       | 0          |

| SENIOR 'C' LEAGUE – SOUTH | <u>GP</u> | <u>W</u> | <u>L</u> | <u>T</u> | <u>GF</u> | <u>GA</u> | <u>PTS</u> |
|---------------------------|-----------|----------|----------|----------|-----------|-----------|------------|
| Calgary Irish             | 14        | 11       | 2        | 1        | 187       | 120       | 23         |
| Okotoks Erratic           | 14        | 7        | 6        | 1        | 104       | 130       | 15         |
| Lethbridge Pioneers       | 14        | 6        | 7        | 1        | 136       | 145       | 13         |

**PLAYOFFS**

Blackfalds Silverbacks defeated Vermilion Rage 11-8

Okotoks Erratic defeated Calgary Irish 11-9

Blackfalds Silverbacks defeated Okotoks Erratic 3 games to 0 (19-8, 11-7, 10-8)

| JUNIOR 'A' LEAGUE    | <u>GP</u> | <u>W</u> | <u>L</u> | <u>T</u> | <u>GF</u> | <u>GA</u> | <u>PTS</u> |
|----------------------|-----------|----------|----------|----------|-----------|-----------|------------|
| Calgary Mountaineers | 16        | 12       | 4        | 0        | 188       | 113       | 24         |
| Okotoks Raiders*     | 16        | 9        | 6        | 1        | 163       | 150       | 19         |
| Sherwood Park Titans | 16        | 7        | 7        | 2        | 116       | 157       | 16         |
| St. Albert Miners    | 16        | 2        | 13       | 1        | 121       | 168       | 5          |

**PLAYOFFS**

Calgary Mountaineers defeated St. Albert Miners 3 games to 0 (9-5, 14-9, 15-6)

Okotoks Raiders defeated Sherwood Park Titans 3 games to 0 (14-2, 10-2, 15-2)

Okotoks Raiders defeated Calgary Mountaineers 4 games to 3 (6-7, 8-4, 12-8, 11-5, 8-12, 5-9, 13-3)

| JUNIOR 'B' LEAGUE – TIER ONE (NORTH)                  | <u>GP</u> | <u>W</u> | <u>L</u> | <u>T</u> | <u>GF</u> | <u>GA</u> | <u>PTS</u> |
|---|-----------|----------|----------|----------|-----------|-----------|------------|
| St. Albert Northern Alberta Major Lacrosse Club Crude | 20        | 14       | 5        | 1        | 217       | 170       | 29         |
| Red Deer Rampage                                      | 20        | 13       | 6        | 1        | 204       | 173       | 27         |
| Edmonton Warriors                                     | 20        | 9        | 10       | 1        | 176       | 172       | 19         |
| Saskatchewan Swat                                     | 20        | 9        | 11       | 0        | 233       | 188       | 18         |
| Sherwood Park Titans                                  | 20        | 2        | 18       | 0        | 123       | 252       | 4          |

| JUNIOR 'B' LEAGUE – TIER ONE (SOUTH) | <u>GP</u> | <u>W</u> | <u>L</u> | <u>T</u> | <u>GF</u> | <u>GA</u> | <u>PTS</u> |
|--------------------------------------|-----------|----------|----------|----------|-----------|-----------|------------|
| Calgary Mountaineers*                | 20        | 16       | 3        | 1        | 253       | 147       | 33         |
| Calgary Chill                        | 20        | 13       | 7        | 0        | 200       | 176       | 26         |
| Manitoba Gryphons                    | 20        | 12       | 7        | 1        | 189       | 174       | 25         |
| Calgary Shamrocks                    | 20        | 11       | 8        | 1        | 200       | 157       | 23         |
| Okotoks Marauders                    | 20        | 5        | 14       | 1        | 147       | 222       | 11         |
| Rockyview Silvertips                 | 20        | 2        | 17       | 1        | 145       | 256       | 5          |

**PLAYOFFS**

Red Deer Rampage defeated Edmonton Warriors 2 games to 0 (22-15, 6-4)  
 St. Albert NAMLC Crude defeated Saskatchewan Swat 2 games to 1 (13-10, 9-10, 11-9)  
 Calgary Mountaineers defeated Calgary Shamrocks 2 games to 0 (15-3, 12-10)  
 Manitoba Gryphons defeated Calgary Chill 2 games to 0 (11-4, 12-8)  
 St. Albert NAMLC Crude defeated Red Deer Rampage 2 games to 1 (6-12, 9-6, 9-6)  
 Calgary Mountaineers defeated Manitoba Gryphons 2 games to 0 (12-11, 20-4)  
 Calgary Mountaineers defeated St. Albert NAMLC Crude 3 games to 0 (10-7, 16-4, 17-3)

| JUNIOR 'B' LEAGUE – TIER TWO (NORTH CONFERENCE) | <u>GP</u> | <u>W</u> | <u>L</u> | <u>T</u> | <u>GF</u> | <u>GA</u> | <u>PTS</u> |
|---|-----------|----------|----------|----------|-----------|-----------|------------|
| <b>NORTH CENTRAL DIVISION</b>                   |           |          |          |          |           |           |            |
| Westlock Rock                                   | 17        | 14       | 3        | 0        | 169       | 125       | 28         |
| Fort Saskatchewan Rebels                        | 17        | 13       | 3        | 1        | 217       | 116       | 27         |
| Edmonton Blues                                  | 17        | 8        | 9        | 0        | 149       | 170       | 16         |
| South Edmonton Warriors                         | 17        | 3        | 14       | 0        | 117       | 170       | 6          |
| Edmonton Wizards                                | 17        | 2        | 15       | 0        | 109       | 196       | 4          |

| NORTH EAST DIVISION          | <u>GP</u> | <u>W</u> | <u>L</u> | <u>T</u> | <u>GF</u> | <u>GA</u> | <u>PTS</u> |
|------------------------------|-----------|----------|----------|----------|-----------|-----------|------------|
| Vermilion Roar               | 17        | 13       | 3        | 1        | 183       | 126       | 27         |
| Kitscoty-Lloydminster Xtreme | 17        | 13       | 3        | 1        | 189       | 132       | 27         |
| Sherwood Park Titans         | 17        | 9        | 7        | 1        | 180       | 147       | 19         |
| Lakeland Heat                | 17        | 6        | 11       | 0        | 143       | 187       | 12         |
| Wainwright Wolfpack          | 17        | 2        | 15       | 0        | 107       | 194       | 4          |

| JUNIOR 'B' LEAGUE – TIER TWO (SOUTH CONFERENCE) | <u>GP</u> | <u>W</u> | <u>L</u> | <u>T</u> | <u>GF</u> | <u>GA</u> | <u>PTS</u> |
|---|-----------|----------|----------|----------|-----------|-----------|------------|
| <b>SOUTH CENTRAL DIVISION</b>                   |           |          |          |          |           |           |            |
| Medicine Hat Sun Devils*                        | 14        | 14       | 0        | 0        | 193       | 87        | 28         |
| Lethbridge Barracudas                           | 14        | 11       | 3        | 0        | 184       | 92        | 22         |
| Calgary Wranglers                               | 16        | 9        | 7        | 0        | 173       | 165       | 18         |
| Okotoks Ice                                     | 15        | 6        | 9        | 0        | 133       | 182       | 12         |
| Calgary Axemen-Rockies                          | 14        | 3        | 11       | 0        | 104       | 172       | 6          |

| SOUTH WEST DIVISION  | <u>GP</u> | <u>W</u> | <u>L</u> | <u>T</u> | <u>GF</u> | <u>GA</u> | <u>PTS</u> |
|----------------------|-----------|----------|----------|----------|-----------|-----------|------------|
| Red Deer Renegades   | 16        | 9        | 7        | 0        | 166       | 142       | 18         |
| Strathmore Venom     | 17        | 6        | 11       | 0        | 168       | 214       | 12         |
| Innisfail Yettis     | 17        | 6        | 11       | 0        | 144       | 187       | 12         |
| Lacombe-Ponoka Locos | 15        | 5        | 10       | 0        | 136       | 160       | 10         |

**PLAYOFFS**

Fort Saskatchewan Rebels defeated Edmonton Blues 12-5  
 Kitscoty-Lloydminster Xtreme defeated Sherwood Park Titans 16-7  
 Calgary Wranglers defeated Lethbridge Barracudas 11-10  
 Strathmore Venom defeated Innisfail Yettis 13-11  
 Westlock Rock defeated Fort Saskatchewan Rebels 11-4  
 Vermilion Roar defeated Kitscoty-Lloydminster Xtreme 13-12  
 Medicine Hat Sun Devils defeated Calgary Wranglers 21-4  
 Red Deer Renegades defeated Strathmore Venom 11-9  
 Westlock Rock defeated Vermilion Roar 12-11  
 Medicine Hat Sun Devils defeated Red Deer Renegades 11-5  
 Medicine Hat Sun Devils defeated Westlock Rock 2 games to 0 (12-9, 11-8)

| JUNIOR 'B' LEAGUE – TIER THREE | <u>GP</u> | <u>W</u> | <u>L</u> | <u>T</u> | <u>GF</u> | <u>GA</u> | <u>PTS</u> |
|--------------------------------|-----------|----------|----------|----------|-----------|-----------|------------|
| Medicine Hat Sun Devils*       | 12        | 9        | 3        | 0        | 116       | 78        | 18         |
| High River Heat                | 12        | 8        | 3        | 1        | 130       | 87        | 17         |
| Calgary Axemen-Mavericks       | 13        | 7        | 6        | 0        | 130       | 102       | 14         |
| Lethbridge Barracudas          | 12        | 6        | 5        | 1        | 107       | 104       | 13         |
| Crowsnest Pass Ravens          | 13        | 6        | 6        | 1        | 158       | 174       | 13         |
| Olds Stingers                  | 12        | 5        | 7        | 0        | 108       | 125       | 10         |
| Brooks Drillers                | 12        | 4        | 8        | 0        | 116       | 163       | 8          |
| Calgary Wranglers              | 12        | 2        | 9        | 1        | 63        | 95        | 5          |

#### PLAYOFFS

Medicine Hat Sun Devils defeated Calgary Wranglers 8-4  
 High River Heat defeated Brooks Drillers 17-4  
 Calgary Axemen-Mavericks defeated Olds Stingers 16-10  
 Lethbridge Barracudas defeated Crowsnest Pass Ravens 21-11

Medicine Hat Sun Devils defeated Lethbridge Barracudas 12-5  
 High River Heat defeated Calgary Axemen-Mavericks 17-7

#### BRONZE GAME

Calgary Axemen-Mavericks defeated Lethbridge Barracudas 8-6

#### CHAMPIONSHIP

Medicine Hat Sun Devils defeated High River Heat 6-3

### 2014 ROCKY MOUNTAIN LACROSSE LEAGUE

| SENIOR 'B' LEAGUE    | <u>GP</u> | <u>W</u> | <u>L</u> | <u>T</u> | <u>GF</u> | <u>GA</u> | <u>PTS</u> |
|----------------------|-----------|----------|----------|----------|-----------|-----------|------------|
| St. Albert Miners*   | 16        | 16       | 0        | 0        | 204       | 93        | 32         |
| Rockyview Knights    | 16        | 8        | 6        | 2        | 157       | 122       | 18         |
| Calgary Mountaineers | 16        | 8        | 6        | 2        | 141       | 137       | 18         |
| Edmonton Outlaws     | 16        | 7        | 9        | 0        | 165       | 148       | 14         |
| Okotoks Raiders      | 16        | 7        | 9        | 0        | 147       | 149       | 14         |
| Spruce Grove Slash   | 16        | 0        | 16       | 0        | 85        | 250       | 0          |

#### PLAYOFFS

St. Albert Miners defeated Edmonton Outlaws 3 games to 0 (14-5, 9-6, 10-1)  
 Calgary Mountaineers defeated Rockyview Knights 3 games to 1 (5-2, 3-8, 8-5, 11-6)

St. Albert Miners defeated Calgary Mountaineers 3 games to 0 (12-2, 10-6, 7-1)

| SENIOR 'C' LEAGUE – NORTH       | <u>GP</u> | <u>W</u> | <u>L</u> | <u>T</u> | <u>GF</u> | <u>GA</u> | <u>PTS</u> |
|---------------------------------|-----------|----------|----------|----------|-----------|-----------|------------|
| Blackfalds Silverbacks*         | 14        | 11       | 3        | 0        | 173       | 112       | 22         |
| Vermilion Rage                  | 14        | 6        | 8        | 0        | 152       | 136       | 12         |
| Edmonton-Spruce Grove Tomahawks | 14        | 3        | 11       | 0        | 143       | 211       | 6          |

| SENIOR 'C' LEAGUE – SOUTH | <u>GP</u> | <u>W</u> | <u>L</u> | <u>T</u> | <u>GF</u> | <u>GA</u> | <u>PTS</u> |
|---------------------------|-----------|----------|----------|----------|-----------|-----------|------------|
| Okotoks Erratic           | 15        | 11       | 4        | 0        | 169       | 123       | 22         |
| Calgary Irish             | 15        | 9        | 6        | 0        | 148       | 132       | 18         |
| Airdrie Mohawks           | 15        | 7        | 8        | 0        | 163       | 149       | 14         |
| Lethbridge Pioneers       | 15        | 4        | 11       | 0        | 97        | 182       | 8          |

#### PLAYOFFS

Blackfalds Silverbacks defeated Vermilion Rage 2 games to 0 (12-4, 12-5)  
 Okotoks Erratic defeated Calgary Irish 2 games to 1 (8-4, 6-10, 8-3)

Blackfalds Silverbacks defeated Okotoks Erratic 2 games to 0 (9-7, 11-5)

| JUNIOR 'A' LEAGUE     | <u>GP</u> | <u>W</u> | <u>L</u> | <u>T</u> | <u>GF</u> | <u>GA</u> | <u>PTS</u> |
|-----------------------|-----------|----------|----------|----------|-----------|-----------|------------|
| Calgary Mountaineers* | 18        | 16       | 1        | 1        | 250       | 103       | 33         |
| Okotoks Raiders       | 18        | 9        | 8        | 1        | 186       | 160       | 19         |
| Sherwood Park Titans  | 18        | 9        | 9        | 0        | 141       | 160       | 18         |
| St. Albert Miners     | 18        | 1        | 17       | 0        | 107       | 261       | 2          |

#### PLAYOFFS

Okotoks Raiders defeated Sherwood Park Titans 3 games to 0 (15-12, 10-6, 12-3)

Calgary Mountaineers defeated Okotoks Raiders 4 games to 0 (6-3, 9-5, 18-13, 9-6)

#### WESTERN CANADIAN FINALS

Coquitlam Adanacs defeated Calgary Mountaineers 3 games to 1 (14-7, 13-6, 8-9, 7-6)

| JUNIOR 'B' LEAGUE – TIER ONE (NORTH) | <u>GP</u> | <u>W</u> | <u>L</u> | <u>T</u> | <u>GF</u> | <u>GA</u> | <u>PTS</u> |
|--------------------------------------|-----------|----------|----------|----------|-----------|-----------|------------|
| St. Albert Crude                     | 20        | 15       | 4        | 1        | 211       | 158       | 31         |
| Edmonton Warriors                    | 20        | 14       | 6        | 0        | 213       | 159       | 28         |
| Red Deer Rampage                     | 20        | 12       | 7        | 1        | 228       | 157       | 25         |
| Saskatchewan Swat                    | 20        | 11       | 9        | 0        | 213       | 225       | 22         |
| Sherwood Park Titans                 | 20        | 2        | 18       | 0        | 131       | 211       | 4          |

| JUNIOR 'B' LEAGUE – TIER ONE (SOUTH) | <u>GP</u> | <u>W</u> | <u>L</u> | <u>T</u> | <u>GF</u> | <u>GA</u> | <u>PTS</u> |
|--------------------------------------|-----------|----------|----------|----------|-----------|-----------|------------|
| Calgary Chill                        | 20        | 15       | 5        | 0        | 253       | 155       | 30         |
| Calgary Mountaineers                 | 20        | 14       | 6        | 0        | 279       | 171       | 28         |
| Manitoba Blizzard                    | 20        | 13       | 7        | 0        | 207       | 180       | 26         |
| Calgary Shamrocks                    | 20        | 7        | 13       | 0        | 150       | 211       | 14         |
| Okotoks Marauders                    | 20        | 5        | 15       | 0        | 129       | 205       | 10         |
| Rockyview Silvertips                 | 20        | 1        | 19       | 0        | 111       | 293       | 2          |

PLAYOFFS

Saskatchewan Swat defeated St. Albert Crude 2 games to 1 (8-15, 14-9, 10-8)

Red Deer Rampage defeated Edmonton Warriors 3 games to 1 (8-7, 11-12, 12-10, 10-6)

| ROUND-ROBIN          | <u>GP</u> | <u>W</u> | <u>L</u> | <u>T</u> | <u>GF</u> | <u>GA</u> | <u>PTS</u> |
|----------------------|-----------|----------|----------|----------|-----------|-----------|------------|
| Red Deer Rampage     | 3         | 3        | 0        | 0        | 30        | 22        | 6          |
| Calgary Chill        | 3         | 2        | 1        | 0        | 38        | 33        | 4          |
| Calgary Mountaineers | 3         | 1        | 2        | 0        | 31        | 34        | 2          |
| Saskatchewan Swat    | 3         | 0        | 3        | 0        | 32        | 42        | 0          |

Red Deer Rampage defeated Calgary Chill 11-3

JUNIOR 'B' LEAGUE – TIER TWO (NORTH CONFERENCE)

| NORTH CENTRAL DIVISION   | <u>GP</u> | <u>W</u> | <u>L</u> | <u>T</u> | <u>GF</u> | <u>GA</u> | <u>PTS</u> |
|--------------------------|-----------|----------|----------|----------|-----------|-----------|------------|
| Westlock Rock            | 18        | 18       | 0        | 0        | 245       | 74        | 36         |
| South Edmonton Warriors  | 18        | 13       | 5        | 0        | 159       | 135       | 26         |
| Edmonton Blues           | 18        | 7        | 11       | 0        | 97        | 167       | 14         |
| Grande Prairie Thrashers | 18        | 6        | 12       | 0        | 114       | 207       | 12         |
| Edmonton Wizards         | 18        | 5        | 12       | 1        | 89        | 182       | 11         |
| Parkland Posse           | 18        | 0        | 18       | 0        | 0         | 0         | 0          |

| NORTH EAST DIVISION           | <u>GP</u> | <u>W</u> | <u>L</u> | <u>T</u> | <u>GF</u> | <u>GA</u> | <u>PTS</u> |
|-------------------------------|-----------|----------|----------|----------|-----------|-----------|------------|
| Fort Saskatchewan Rebels      | 18        | 16       | 2        | 0        | 241       | 132       | 32         |
| Lakeland Heat                 | 18        | 14       | 4        | 0        | 183       | 122       | 28         |
| Vermilion Roar                | 18        | 11       | 7        | 0        | 229       | 142       | 22         |
| Kitscoty-Lloydminster Extreme | 18        | 8        | 9        | 1        | 178       | 177       | 17         |
| Sherwood Park Titans          | 18        | 8        | 10       | 0        | 209       | 181       | 16         |
| Wainwright Wolfpack           | 18        | 1        | 17       | 0        | 99        | 324       | 2          |

JUNIOR 'B' LEAGUE – TIER TWO (SOUTH CONFERENCE)

| SOUTH CENTRAL DIVISION  | <u>GP</u> | <u>W</u> | <u>L</u> | <u>T</u> | <u>GF</u> | <u>GA</u> | <u>PTS</u> |
|-------------------------|-----------|----------|----------|----------|-----------|-----------|------------|
| Lethbridge Barracudas   | 16        | 14       | 2        | 0        | 174       | 93        | 28         |
| Medicine Hat Sun Devils | 16        | 13       | 2        | 1        | 188       | 96        | 27         |
| Calgary Axemen-Rockies  | 16        | 9        | 7        | 0        | 179       | 131       | 18         |
| Strathmore Venom        | 16        | 6        | 9        | 1        | 159       | 180       | 13         |
| Okotoks Ice             | 16        | 1        | 15       | 0        | 70        | 241       | 2          |

| SOUTH WEST DIVISION | <u>GP</u> | <u>W</u> | <u>L</u> | <u>T</u> | <u>GF</u> | <u>GA</u> | <u>PTS</u> |
|---------------------|-----------|----------|----------|----------|-----------|-----------|------------|
| Red Deer Renegades  | 17        | 15       | 2        | 0        | 259       | 106       | 30         |
| Calgary Wranglers   | 17        | 8        | 9        | 0        | 188       | 178       | 16         |
| Lakoca Locos        | 17        | 6        | 11       | 0        | 141       | 210       | 12         |
| Innisfail Yettis    | 17        | 1        | 16       | 0        | 98        | 221       | 2          |

#### PLAYOFFS

South Edmonto Warriors defeated Edmonton Blues 14-12

Vermilion Roar defeated Lakeland Heat 14-8

Medicine Hat Sun Devils defeated Calgary Axemen-Rockies 19-8

Calgary Wranglers defeated Lakoca Locos by default 0-0

Westlock Rock defeated South Edmonto Warriors 2 games to 0 (11-3, 16-2)

Fort Saskatchewan Rebels defeated Vermilion Roar 2 games to 0 (15-9, 9-5)

Lethbridge Barracudas defeated Medicine Hat Sun Devils 2 games to 1 (15-10, 8-13, 15-6)

Red Deer Renegades defeated Calgary Wranglers 2 games to 0 (13-10, 16-7)

Fort Saskatchewan Rebels defeated Westlock Rock 2 games to 0 (13-10, 11-9)

Lethbridge Barracudas defeated Red Deer Renegades 2 games to 0 (11-8, 11-5)

Lethbridge Barracudas defeated Fort Saskatchewan Rebels 2 games to 0 (7-6, 7-2)

#### JUNIOR 'B' LEAGUE – TIER THREE

|                          | <u>GP</u> | <u>W</u> | <u>L</u> | <u>T</u> | <u>GF</u> | <u>GA</u> | <u>PTS</u> |
|--------------------------|-----------|----------|----------|----------|-----------|-----------|------------|
| Olds Stingers            | 16        | 13       | 3        | 0        | 199       | 105       | 26         |
| High River Heat          | 16        | 11       | 5        | 0        | 149       | 93        | 22         |
| Crowsnest Pass Ravens*   | 16        | 10       | 6        | 0        | 247       | 147       | 20         |
| Medicine Hat Sun Devils  | 16        | 9        | 6        | 1        | 151       | 126       | 19         |
| Lethbridge Barracudas    | 16        | 8        | 8        | 0        | 153       | 156       | 16         |
| Calgary Axemen-Mavericks | 16        | 4        | 11       | 1        | 100       | 162       | 9          |
| Calgary Wranglers        | 16        | 0        | 16       | 0        | 50        | 260       | 0          |

#### PLAYOFFS

##### BRONZE GAME

High River Heat defeated Lethbridge Barracudas 11-1

##### CHAMPIONSHIP

Crowsnest Pass Ravens defeated Olds Stingers 16-12

#### 2015 ROCKY MOUNTAIN LACROSSE LEAGUE

|                       | <u>GP</u> | <u>W</u> | <u>L</u> | <u>T</u> | <u>GF</u> | <u>GA</u> | <u>PTS</u> |
|-----------------------|-----------|----------|----------|----------|-----------|-----------|------------|
| Rockyview Knights*    | 16        | 14       | 2        | 0        | 162       | 102       | 28         |
| St. Albert Miners     | 16        | 13       | 3        | 0        | 179       | 109       | 26         |
| Calgary Raiders       | 16        | 6        | 10       | 0        | 123       | 139       | 12         |
| Calgary Mountaineers  | 16        | 6        | 10       | 0        | 122       | 138       | 12         |
| Sherwood Park Outlaws | 16        | 5        | 11       | 0        | 104       | 142       | 10         |
| Edmonton Warriors     | 16        | 4        | 12       | 0        | 121       | 181       | 8          |

*Rockyview Knights forfeited game to Sherwood Park Outlaws on June 27, 2015*

#### PLAYOFFS

Rockyview Knights defeated Calgary Mountaineers 3 games to 0 (12-10, 11-6, 14-10)

St. Albert Miners defeated Calgary Raiders 3 games to 1 (14-6, 11-4, 7-9, 12-4)

Rockyview Knights defeated St. Albert Miners 3 games to 1 (6-9, 18-6, 12-11, 11-6)

#### SENIOR 'C' LEAGUE – NORTH

|                          | <u>GP</u> | <u>W</u> | <u>L</u> | <u>T</u> | <u>GF</u> | <u>GA</u> | <u>PTS</u> |
|--------------------------|-----------|----------|----------|----------|-----------|-----------|------------|
| Blackfalds Silverbacks*  | 12        | 12       | 0        | 0        | 188       | 44        | 24         |
| Vermilion Rage           | 12        | 8        | 4        | 0        | 102       | 88        | 16         |
| Grande Prairie Thrashers | 12        | 3        | 9        | 0        | 51        | 186       | 6          |
| Edmonton Warriors        | 12        | 1        | 11       | 0        | 57        | 80        | 2          |

#### SENIOR 'C' LEAGUE – SOUTH

|                     | <u>GP</u> | <u>W</u> | <u>L</u> | <u>T</u> | <u>GF</u> | <u>GA</u> | <u>PTS</u> |
|---------------------|-----------|----------|----------|----------|-----------|-----------|------------|
| Okotoks Erratic     | 12        | 10       | 2        | 0        | 109       | 89        | 20         |
| Airdrie Mohawks     | 12        | 8        | 4        | 0        | 133       | 102       | 16         |
| Calgary Irish       | 12        | 5        | 7        | 0        | 104       | 116       | 10         |
| Lethbridge Pioneers | 12        | 1        | 11       | 0        | 93        | 132       | 2          |

*Edmonton Warriors forfeited 7 games*

#### PLAYOFFS

Blackfalds Silverbacks defeated Vermilion Rage 2 games to 0 (17-5, 17-3)

Airdrie Mohawks defeated Okotoks Erratic 2 games to 1 (9-5, 10-11, 2-1\*)

Blackfalds Silverbacks defeated Airdrie Mohawks 2 games to 1 (7-6, 3-4, 3-1\*)

*\*mini-game*

| JUNIOR 'A' LEAGUE    | <u>GP</u> | <u>W</u> | <u>L</u> | <u>T</u> | <u>GF</u> | <u>GA</u> | <u>PTS</u> |
|----------------------|-----------|----------|----------|----------|-----------|-----------|------------|
| Calgary Mountaineers | 18        | 15       | 2        | 1        | 188       | 102       | 31         |
| Calgary Raiders*     | 18        | 12       | 5        | 1        | 204       | 151       | 25         |
| St. Albert Miners    | 18        | 7        | 11       | 0        | 165       | 180       | 14         |
| Sherwood Park Titans | 18        | 1        | 17       | 0        | 109       | 233       | 2          |

#### PLAYOFFS

Calgary Raiders defeated St. Albert Miners 3 games to 1 (

Calgary Raiders defeated Calgary Mountaineers 4 games to 2 (7-9, 8-5, 7-5, 11-5, 5-6, 10-9)

#### WESTERN CANADIAN FINALS

Coquitlam Adanacs defeated Calgary Raiders 3 games to 0 (7-6, 9-7, 13-3)

| JUNIOR 'B' LEAGUE – TIER ONE (NORTH) | <u>GP</u> | <u>W</u> | <u>L</u> | <u>T</u> | <u>GF</u> | <u>GA</u> | <u>PTS</u> |
|--------------------------------------|-----------|----------|----------|----------|-----------|-----------|------------|
| Red Deer Rampage                     | 21        | 15       | 5        | 1        | 174       | 155       | 31         |
| Manitoba Blizzard                    | 20        | 14       | 6        | 0        | 209       | 145       | 28         |
| Edmonton Warriors                    | 20        | 12       | 8        | 0        | 191       | 170       | 24         |
| St. Albert Crude                     | 21        | 8        | 13       | 0        | 161       | 194       | 16         |
| Sherwood Park Titans                 | 20        | 3        | 16       | 1        | 141       | 193       | 7          |

| JUNIOR 'B' LEAGUE – TIER ONE (SOUTH) | <u>GP</u> | <u>W</u> | <u>L</u> | <u>T</u> | <u>GF</u> | <u>GA</u> | <u>PTS</u> |
|--------------------------------------|-----------|----------|----------|----------|-----------|-----------|------------|
| Calgary Mountaineers                 | 20        | 15       | 5        | 0        | 245       | 172       | 30         |
| Saskatchewan Swat*                   | 20        | 14       | 5        | 1        | 258       | 159       | 29         |
| Calgary Shamrocks                    | 20        | 11       | 7        | 2        | 231       | 182       | 24         |
| Calgary Chill                        | 20        | 10       | 9        | 1        | 186       | 179       | 21         |
| Okotoks Marauders                    | 20        | 2        | 16       | 2        | 154       | 264       | 6          |
| Rockyview Silvertips                 | 20        | 3        | 17       | 0        | 119       | 256       | 6          |

#### PLAYOFFS

Red Deer Rampage defeated St. Albert Crude 3 games to 0 (10-6, 6-3, 5-3)

Manitoba Blizzard defeated Edmonton Warriors 3 games to 1 (14-15, 10-9, 11-8, 11-7)

Calgary Chill defeated Calgary Mountaineers 3 games to 2 (8-10, 10-9, 9-6, 11-12, 9-8)

Saskatchewan Swat defeated Calgary Shamrocks 2 games to 1 (11-9, 14-17, 8-6)

| PROVINCIALS ROUND-ROBIN | <u>GP</u> | <u>W</u> | <u>L</u> | <u>GF</u> | <u>GA</u> | <u>PTS</u> |
|-------------------------|-----------|----------|----------|-----------|-----------|------------|
| Saskatchewan Swat       | 3         | 2        | 1        | 25        | 13        | 4          |
| Manitoba Blizzard       | 3         | 2        | 1        | 23        | 26        | 4          |
| Calgary Chill           | 3         | 2        | 1        | 23        | 12        | 4          |
| Red Deer Rampage        | 3         | 0        | 3        | 12        | 32        | 0          |

Manitoba Blizzard defeated Calgary Chill 14-9

Saskatchewan Swat defeated Manitoba Blizzard 13-8

#### JUNIOR 'B' LEAGUE – TIER TWO (NORTH CONFERENCE)

| NORTH CENTRAL DIVISION   | <u>GP</u> | <u>W</u> | <u>L</u> | <u>T</u> | <u>GF</u> | <u>GA</u> | <u>PTS</u> |
|--------------------------|-----------|----------|----------|----------|-----------|-----------|------------|
| Westlock Rock            | 18        | 13       | 5        | 0        | 182       | 136       | 26         |
| Grande Prairie Thrashers | 18        | 5        | 13       | 0        | 92        | 237       | 10         |
| Edmonton Warriors        | 18        | 5        | 13       | 0        | 158       | 197       | 10         |
| Edmonton Blues           | 18        | 2        | 16       | 0        | 66        | 146       | 4          |
| Edmonton Wizards         | 18        | 2        | 16       | 0        | 81        | 232       | 4          |

| NORTH EAST DIVISION       | <u>GP</u> | <u>W</u> | <u>L</u> | <u>T</u> | <u>GF</u> | <u>GA</u> | <u>PTS</u> |
|---------------------------|-----------|----------|----------|----------|-----------|-----------|------------|
| Fort Saskatchewan Rebels* | 18        | 16       | 2        | 0        | 242       | 101       | 32         |
| Sherwood Park Titans      | 18        | 13       | 5        | 0        | 184       | 123       | 26         |
| Vermilion Roar            | 18        | 13       | 5        | 0        | 215       | 128       | 26         |
| Lakeland Heat             | 18        | 12       | 6        | 0        | 196       | 125       | 24         |
| Lloydminster Xtreme       | 18        | 9        | 9        | 0        | 172       | 163       | 18         |

JUNIOR 'B' LEAGUE – TIER TWO (SOUTH CONFERENCE)

| SOUTH CENTRAL DIVISION  | <u>GP</u> | <u>W</u> | <u>L</u> | <u>T</u> | <u>GF</u> | <u>GA</u> | <u>PTS</u> |
|-------------------------|-----------|----------|----------|----------|-----------|-----------|------------|
| Lethbridge Barracudas   | 18        | 16       | 2        | 0        | 283       | 111       | 32         |
| Medicine Hat Sun Devils | 18        | 16       | 2        | 0        | 216       | 124       | 32         |
| Calgary Axemen          | 18        | 14       | 4        | 0        | 233       | 153       | 28         |
| Strathmore Venom        | 18        | 9        | 8        | 1        | 168       | 206       | 19         |
| Okotoks Ice             | 18        | 0        | 18       | 0        | 80        | 279       | 0          |
| SOUTH WEST DIVISION     | <u>GP</u> | <u>W</u> | <u>L</u> | <u>T</u> | <u>GF</u> | <u>GA</u> | <u>PTS</u> |
| Red Deer Renegades      | 18        | 8        | 9        | 1        | 183       | 174       | 17         |
| Calgary Wranglers       | 18        | 6        | 12       | 0        | 177       | 185       | 12         |
| Lakoca Locos            | 18        | 2        | 16       | 0        | 121       | 229       | 4          |

*Edmonton Blues defaulted 8 games*  
*Edmonton Wizards defaulted 1 game*  
*Lakoca Locos defaulted 1 game*

PLAYOFFS

Lloydminster Xtreme defeated Westlock Rock 2 games to 1 (7-10, 10-8, 11-9)  
 Lakeland Heat defeated Vermilion Roar 2 games to 0 (13-8, 15-8)  
 Calgary Wranglers defeated Calgary Axemen 2 games to 1 (6-19, 15-9, 11-8)  
 Red Deer Renegades defeated Strathmore Venom 2 games to 0 (11-10, 13-7)  
 Fort Saskatchewan Rebels defeated Lloydminster Xtreme 2 games to 0 (21-7, 14-9)  
 Lakeland Heat defeated Sherwood Park Titans 2 games to 1 (8-5, 12-13, 13-10)  
 Lethbridge Barracudas defeated Calgary Wranglers 2 games to 0 (19-7, 12-6)  
 Medicine Hat Sun Devils defeated Red Deer Renegades 2 games to 0 (8-6, 9-8)  
 Fort Saskatchewan Rebels defeated Lakeland Heat 2 games to 0 (14-10, 13-6)  
 Medicine Hat Sun Devils defeated Lethbridge Barracudas 2 games to 0 (15-13, 12-8)  
 Fort Saskatchewan Rebels defeated Medicine Hat Sun Devils 2 games to 0 (9-8, 10-8)

| JUNIOR 'B' LEAGUE – TIER THREE | <u>GP</u> | <u>W</u> | <u>L</u> | <u>T</u> | <u>GF</u> | <u>GA</u> | <u>PTS</u> |
|--------------------------------|-----------|----------|----------|----------|-----------|-----------|------------|
| High River Heat                | 16        | 14       | 2        | 0        | 175       | 105       | 28         |
| Olds Stingers                  | 16        | 12       | 4        | 0        | 200       | 112       | 24         |
| Lethbridge Barracudas          | 16        | 10       | 6        | 0        | 166       | 127       | 20         |
| Olds Mavericks*                | 16        | 9        | 7        | 0        | 169       | 138       | 18         |
| Crowsnest Pass Ravens          | 16        | 2        | 14       | 0        | 119       | 252       | 4          |
| Calgary Axemen                 | 16        | 1        | 15       | 0        | 68        | 163       | 2          |

| PROVINCIALS ROUND-ROBIN | <u>GP</u> | <u>W</u> | <u>L</u> | <u>PTS</u> |
|-------------------------|-----------|----------|----------|------------|
| Olds Stingers           | 3         | 3        | 0        | 6          |
| Olds Mavericks          | 3         | 3        | 0        | 6          |
| High River Heat         | 3         | 3        | 0        | 6          |
| Lethbridge Barracudas   | 3         | 0        | 3        | 0          |
| Calgary Axemen          | 3         | 0        | 3        | 0          |
| Crowsnest Pass Ravens   | 3         | 0        | 3        | 0          |

BRONZE GAME

High River Heat defeated Lethbridge Barracudas 12-5

CHAMPIONSHIP

Olds Mavericks defeated Olds Stingers 11-5

2016 ROCKY MOUNTAIN LACROSSE LEAGUE

| SENIOR 'B' LEAGUE    | <u>GP</u> | <u>W</u> | <u>L</u> | <u>T</u> | <u>GF</u> | <u>GA</u> | <u>PTS</u> |
|----------------------|-----------|----------|----------|----------|-----------|-----------|------------|
| St. Albert Miners*   | 16        | 15       | 0        | 1        | 181       | 68        | 31         |
| Rockyview Knights    | 16        | 11       | 3        | 2        | 211       | 105       | 24         |
| Calgary Mountaineers | 16        | 8        | 6        | 2        | 152       | 98        | 18         |
| Edmonton Warriors    | 16        | 7        | 8        | 1        | 125       | 125       | 15         |
| Beaumont Outlaws     | 16        | 4        | 13       | 0        | 94        | 139       | 8          |
| Calgary Raiders      | 16        | 0        | 17       | 0        | 39        | 267       | 0          |

PLAYOFFS

St. Albert Miners defeated Edmonton Warriors 3 games to 0 (10-8, 11-3, 7-6)  
 Calgary Mountaineers defeated Rockyview Knights 3 games to 1 (8-10, 9-8, 9-8, 10-5)  
 St. Albert Miners defeated Calgary Mountaineers 2 games to 0 (13-5, 15-7)

| SENIOR 'C' LEAGUE – NORTH | <u>GP</u> | <u>W</u> | <u>L</u> | <u>T</u> | <u>GF</u> | <u>GA</u> | <u>PTS</u> |
|---------------------------|-----------|----------|----------|----------|-----------|-----------|------------|
| Blackfalds Silverbacks    | 12        | 11       | 1        | 0        | 195       | 74        | 22         |
| Edmonton Warriors         | 12        | 7        | 5        | 0        | 103       | 104       | 14         |
| Vermilion Rage            | 12        | 4        | 8        | 0        | 116       | 128       | 8          |
| Grande Prairie Chiefs     | 12        | 2        | 10       | 0        | 87        | 195       | 4          |

| SENIOR 'C' LEAGUE – SOUTH | <u>GP</u> | <u>W</u> | <u>L</u> | <u>T</u> | <u>GF</u> | <u>GA</u> | <u>PTS</u> |
|---------------------------|-----------|----------|----------|----------|-----------|-----------|------------|
| Airdrie Mohawks*          | 12        | 12       | 0        | 0        | 150       | 83        | 24         |
| Lethbridge Pioneers       | 12        | 5        | 7        | 0        | 118       | 119       | 10         |
| Okotoks Erratic           | 12        | 5        | 7        | 0        | 94        | 120       | 10         |
| Calgary Irish             | 12        | 2        | 10       | 0        | 100       | 140       | 4          |

#### PLAYOFFS

Blackfalds Silverbacks defeated Edmonton Warriors 2 games to 0 (12-7, 11-3)

Airdrie Mohawks defeated Lethbridge Pioneers 2 games to 0 (12-5, 18-6)

Airdrie Mohawks defeated Blackfalds Silverbacks 2 games to 0 (10-9, 10-8)

| JUNIOR 'A' LEAGUE     | <u>GP</u> | <u>W</u> | <u>L</u> | <u>T</u> | <u>GF</u> | <u>GA</u> | <u>PTS</u> |
|-----------------------|-----------|----------|----------|----------|-----------|-----------|------------|
| Calgary Mountaineers* | 20        | 18       | 2        | 0        | 286       | 172       | 36         |
| Calgary Raiders       | 20        | 16       | 3        | 1        | 287       | 188       | 33         |
| Saskatchewan Swat     | 20        | 8        | 11       | 1        | 255       | 235       | 17         |
| St. Albert Miners     | 20        | 7        | 13       | 0        | 213       | 273       | 14         |
| Sherwood Park Titans  | 20        | 0        | 20       | 0        | 184       | 357       | 0          |

#### PLAYOFFS

Calgary Raiders defeated Saskatchewan Swat 3 games to 0 (15-6, 24-11, 17-15)

Calgary Mountaineers defeated Calgary Raiders 4 games to 1 (18-14, 13-15, 14-10, 13-11, 14-7)

| JUNIOR 'B' LEAGUE – TIER ONE (NORTH) | <u>GP</u> | <u>W</u> | <u>L</u> | <u>T</u> | <u>GF</u> | <u>GA</u> | <u>PTS</u> |
|--------------------------------------|-----------|----------|----------|----------|-----------|-----------|------------|
| Sherwood Park Titans                 | 20        | 16       | 4        | 0        | 223       | 122       | 32         |
| Red Deer Rampage                     | 20        | 12       | 7        | 1        | 219       | 153       | 25         |
| Edmonton Warriors                    | 20        | 11       | 8        | 1        | 204       | 188       | 23         |
| Fort Saskatchewan Rebels             | 20        | 8        | 12       | 0        | 165       | 190       | 16         |
| St. Albert Crude                     | 20        | 3        | 17       | 0        | 142       | 266       | 6          |
| Saskatchewan Swat                    | 20        | 2        | 18       | 0        | 119       | 245       | 4          |

| JUNIOR 'B' LEAGUE – TIER ONE (SOUTH) | <u>GP</u> | <u>W</u> | <u>L</u> | <u>T</u> | <u>GF</u> | <u>GA</u> | <u>PTS</u> |
|--------------------------------------|-----------|----------|----------|----------|-----------|-----------|------------|
| Calgary Shamrocks                    | 20        | 19       | 1        | 0        | 276       | 165       | 38         |
| Calgary Chill                        | 20        | 16       | 4        | 0        | 253       | 157       | 32         |
| Manitoba Blizzard*                   | 20        | 15       | 5        | 0        | 235       | 151       | 30         |
| Calgary Mountaineers                 | 20        | 8        | 12       | 0        | 176       | 225       | 16         |
| Rockyview Silvertips                 | 20        | 6        | 14       | 0        | 159       | 256       | 12         |
| Okotoks Marauders                    | 20        | 3        | 17       | 0        | 167       | 220       | 6          |

#### PLAYOFFS

Sherwood Park Titans defeated Fort Saskatchewan Rebels 2 games to 0 (7-6, 8-5)

Red Deer Rampage defeated Edmonton Warriors 2 games to 1 (10-7, 8-10, 13-4)

Calgary Shamrocks defeated Rockyview Silvertips 2 games to 0 (24-6, 20-8)

Calgary Chill defeated Calgary Mountaineers 2 games to 0 (8-3, 19-9)

Red Deer Rampage defeated Sherwood Park Titans 2 games to 0 (9-5, 9-6)

Calgary Shamrocks defeated Calgary Chill 2 games to 0 (16-11, 8-7)

Manitoba Blizzard defeated Saskatchewan Swat 3 games to 0 (14-8, 13-3, 7-5)

| PROVINCIALS ROUND-ROBIN | <u>GP</u> | <u>W</u> | <u>L</u> | <u>GF</u> | <u>GA</u> | <u>PTS</u> |
|-------------------------|-----------|----------|----------|-----------|-----------|------------|
| Calgary Chill           | 3         | 3        | 0        | 36        | 23        | 6          |
| Manitoba Blizzard       | 3         | 2        | 1        | 29        | 28        | 4          |
| Red Deer Rampage        | 3         | 1        | 2        | 30        | 31        | 2          |
| Calgary Shamrocks       | 3         | 0        | 3        | 24        | 37        | 0          |

Manitoba Blizzard defeated Red Deer Rampage 9-6

Manitoba Blizzard defeated Calgary Chill 8-6



JUNIOR 'B' LEAGUE – TIER TWO (NORTH CONFERENCE)

| NORTH CENTRAL DIVISION   | <u>GP</u> | <u>W</u> | <u>L</u> | <u>T</u> | <u>GF</u> | <u>GA</u> | <u>PTS</u> |
|--------------------------|-----------|----------|----------|----------|-----------|-----------|------------|
| Westlock Rock            | 14        | 7        | 7        | 0        | 125       | 82        | 14         |
| Edmonton Warriors        | 14        | 7        | 7        | 0        | 128       | 127       | 14         |
| Grande Prairie Thrashers | 14        | 1        | 15       | 0        | 50        | 175       | 2          |
| Edmonton Wizards         | 14        | 1        | 13       | 0        | 62        | 206       | 2          |

| NORTH EAST DIVISION  | <u>GP</u> | <u>W</u> | <u>L</u> | <u>T</u> | <u>GF</u> | <u>GA</u> | <u>PTS</u> |
|----------------------|-----------|----------|----------|----------|-----------|-----------|------------|
| Sherwood Park Titans | 14        | 12       | 2        | 0        | 166       | 83        | 24         |
| Lakeland Heat        | 14        | 10       | 4        | 0        | 154       | 105       | 20         |
| Lloydminster Xtreme  | 14        | 10       | 4        | 0        | 142       | 97        | 20         |
| Vermilion Roar       | 14        | 8        | 6        | 0        | 140       | 92        | 16         |

JUNIOR 'B' LEAGUE – TIER TWO (SOUTH CONFERENCE)

| SOUTH CENTRAL DIVISION  | <u>GP</u> | <u>W</u> | <u>L</u> | <u>T</u> | <u>GF</u> | <u>GA</u> | <u>PTS</u> |
|-------------------------|-----------|----------|----------|----------|-----------|-----------|------------|
| Lethbridge Barracudas   | 16        | 13       | 2        | 1        | 231       | 93        | 27         |
| Calgary Axemen          | 16        | 10       | 5        | 1        | 149       | 122       | 21         |
| Medicine Hat Sun Devils | 16        | 9        | 7        | 0        | 169       | 157       | 18         |
| Strathmore Venom        | 16        | 7        | 9        | 0        | 135       | 195       | 14         |

| SOUTH WEST DIVISION | <u>GP</u> | <u>W</u> | <u>L</u> | <u>T</u> | <u>GF</u> | <u>GA</u> | <u>PTS</u> |
|---------------------|-----------|----------|----------|----------|-----------|-----------|------------|
| Olds Mavericks*     | 16        | 13       | 3        | 0        | 226       | 112       | 26         |
| Calgary Wranglers   | 16        | 9        | 7        | 0        | 160       | 135       | 18         |
| Red Deer Renegades  | 16        | 8        | 8        | 0        | 155       | 136       | 16         |
| Lacoka Locos        | 16        | 2        | 14       | 0        | 95        | 219       | 4          |
| Sylvan Lake Yettis  | 16        | 0        | 16       | 0        | 87        | 238       | 0          |

PLAYOFFS

Lloydminster Xtreme defeated Edmonton Warriors 2 games to 0 (10-9, 12-7)  
 Westlock Rock defeated Vermilion Roar 2 games to 0 (7-6, 10-5)  
 Medicine Hat Sun Devils defeated Calgary Wranglers 2 games to 1 (12-14, 11-6, 10-6)  
 Calgary Axemen defeated Red Deer Renegades 2 games to 1 (7-8, 13-7, 8-5)  
 Lakeland Heat defeated Lloydminster Xtreme 2 games to 0 (8-7, 11-10)  
 Sherwood Park Titans defeated Westlock Rock 2 games to 0 (13-12, 14-4)  
 Lethbridge Barracudas defeated Medicine Hat Sun Devils 2 games to 0 (17-8, 18-3)  
 Olds Mavericks defeated Calgary Axemen 2 games to 0 (13-6, 11-5)

| PROVINCIALS ROUND-ROBIN | <u>GP</u> | <u>W</u> | <u>L</u> | <u>GF</u> | <u>GA</u> | <u>PTS</u> |
|-------------------------|-----------|----------|----------|-----------|-----------|------------|
| Lethbridge Barracudas   | 3         | 3        | 0        | 51        | 27        | 6          |
| Olds Mavericks          | 3         | 1        | 2        | 31        | 37        | 2          |
| Lakeland Heat           | 3         | 1        | 2        | 23        | 32        | 2          |
| Sherwood Park Titans    | 3         | 1        | 2        | 29        | 38        | 2          |

Olds Mavericks defeated Lethbridge Barracudas 11-10

| JUNIOR 'B' LEAGUE – TIER THREE | <u>GP</u> | <u>W</u> | <u>L</u> | <u>T</u> | <u>GF</u> | <u>GA</u> | <u>PTS</u> |
|--------------------------------|-----------|----------|----------|----------|-----------|-----------|------------|
| High River Heat*               | 15        | 15       | 0        | 0        | 222       | 50        | 30         |
| Olds Stingers                  | 15        | 8        | 6        | 1        | 143       | 109       | 17         |
| Brooks Drillers                | 15        | 5        | 9        | 1        | 95        | 173       | 11         |
| Calgary Axemen                 | 15        | 1        | 14       | 0        | 79        | 207       | 2          |

| PROVINCIALS ROUND-ROBIN | <u>GP</u> | <u>W</u> | <u>L</u> | <u>GF</u> | <u>GA</u> | <u>PTS</u> |
|-------------------------|-----------|----------|----------|-----------|-----------|------------|
| High River Heat         | 3         | 3        | 0        | 50        | 14        | 6          |
| Brooks Drillers         | 3         | 2        | 1        | 21        | 28        | 4          |
| Olds Stingers           | 3         | 1        | 2        | 30        | 25        | 2          |
| Calgary Axemen          | 3         | 0        | 3        | 9         | 43        | 0          |

BRONZE GAME

Olds Stingers defeated Calgary Axemen 13-5

CHAMPIONSHIP

High River Heat defeated Brooks Drillers 15-5

## 2017 ROCKY MOUNTAIN LACROSSE LEAGUE

| SENIOR 'B' LEAGUE      | <u>GP</u> | <u>W</u> | <u>L</u> | <u>T</u> | <u>GF</u> | <u>GA</u> | <u>PTS</u> |
|------------------------|-----------|----------|----------|----------|-----------|-----------|------------|
| St. Albert Miners*     | 18        | 18       | 0        | 0        | 251       | 104       | 36         |
| Rockyview Knights      | 18        | 13       | 5        | 0        | 196       | 133       | 26         |
| Edmonton Warriors      | 18        | 12       | 6        | 0        | 159       | 130       | 24         |
| Calgary Mountaineers   | 18        | 11       | 7        | 0        | 167       | 134       | 22         |
| Blackfalds Silverbacks | 18        | 4        | 14       | 0        | 139       | 211       | 8          |
| Beaumont Outlaws       | 18        | 3        | 15       | 0        | 127       | 200       | 6          |
| Calgary Raiders        | 18        | 2        | 17       | 0        | 89        | 216       | 4          |

*Calgary Raiders defaulted 1 game*

### PLAYOFFS

St. Albert Miners defeated Calgary Mountaineers 3 games to 0 (19-8, 15-3, 10-6)

Rockyview Knights defeated Edmonton Warriors 3 games to 0 (8-7, 11-9, 9-8)

St. Albert Miners defeated Rockyview Knights 3 games to 1 (10-5, 6-11, 9-5, 13-7)

| SENIOR 'C' LEAGUE – NORTH | <u>GP</u> | <u>W</u> | <u>L</u> | <u>T</u> | <u>GF</u> | <u>GA</u> | <u>PTS</u> |
|---------------------------|-----------|----------|----------|----------|-----------|-----------|------------|
| Vermilion Rage            | 15        | 10       | 4        | 1        | 142       | 133       | 21         |
| Edmonton Warriors         | 15        | 8        | 6        | 1        | 158       | 131       | 17         |
| Blackfalds Silverbacks    | 15        | 7        | 6        | 2        | 176       | 134       | 16         |
| Grande Prairie Chiefs     | 15        | 1        | 14       | 0        | 73        | 208       | 2          |

| SENIOR 'C' LEAGUE – SOUTH | <u>GP</u> | <u>W</u> | <u>L</u> | <u>T</u> | <u>GF</u> | <u>GA</u> | <u>PTS</u> |
|---------------------------|-----------|----------|----------|----------|-----------|-----------|------------|
| Airdrie Mohawks*          | 15        | 15       | 0        | 0        | 230       | 90        | 30         |
| Lethbridge Pioneers       | 15        | 7        | 8        | 0        | 133       | 155       | 14         |
| Okotoks Erratic           | 15        | 6        | 8        | 1        | 145       | 165       | 13         |
| Calgary Irish             | 15        | 3        | 11       | 1        | 117       | 158       | 7          |

*Grande Prairie Chiefs defaulted 2 games*

### PLAYOFFS

Vermilion Rage defeated Edmonton Warriors 2 games to 0 (11-7, 10-8)

Airdrie Mohawks defeated Lethbridge Pioneers 2 games to 0 (14-12, 14-6)

Airdrie Mohawks defeated Vermilion Rage 2 games to 0 (7-3, 11-1)

| JUNIOR 'A' LEAGUE    | <u>GP</u> | <u>W</u> | <u>L</u> | <u>T</u> | <u>GF</u> | <u>GA</u> | <u>PTS</u> |
|----------------------|-----------|----------|----------|----------|-----------|-----------|------------|
| Calgary Raiders*     | 20        | 19       | 1        | 0        | 269       | 121       | 38         |
| Calgary Mountaineers | 20        | 15       | 5        | 0        | 293       | 158       | 30         |
| Saskatchewan Swat    | 20        | 11       | 9        | 0        | 231       | 176       | 22         |
| Edmonton Blues       | 20        | 4        | 16       | 0        | 144       | 308       | 8          |
| St. Albert Miners    | 20        | 1        | 19       | 0        | 139       | 313       | 2          |

*Edmonton Blues defaulted 1 game*

### PLAYOFFS

Calgary Mountaineers defeated Saskatchewan Swat 3 games to 0 (20-7, 13-9, 7-6)

Calgary Raiders defeated Calgary Mountaineers 4 games to 1 (13-8, 13-10, 13-8, 9-12, 9-6)

| JUNIOR 'B' LEAGUE – TIER ONE (NORTH) | <u>GP</u> | <u>W</u> | <u>L</u> | <u>T</u> | <u>GF</u> | <u>GA</u> | <u>PTS</u> |
|--------------------------------------|-----------|----------|----------|----------|-----------|-----------|------------|
| Manitoba Blizzard*                   | 20        | 18       | 2        | 0        | 247       | 170       | 36         |
| Red Deer Rampage                     | 20        | 17       | 3        | 0        | 226       | 134       | 34         |
| Sherwood Park Titans                 | 20        | 12       | 8        | 0        | 217       | 212       | 24         |
| St. Albert Crude                     | 20        | 6        | 13       | 1        | 167       | 200       | 13         |
| Edmonton Warriors                    | 20        | 5        | 14       | 1        | 151       | 227       | 11         |
| Fort Saskatchewan Rebels             | 20        | 4        | 15       | 1        | 134       | 192       | 9          |

| JUNIOR 'B' LEAGUE – TIER ONE (SOUTH) | <u>GP</u> | <u>W</u> | <u>L</u> | <u>T</u> | <u>GF</u> | <u>GA</u> | <u>PTS</u> |
|--------------------------------------|-----------|----------|----------|----------|-----------|-----------|------------|
| Calgary Chill                        | 20        | 16       | 4        | 0        | 210       | 155       | 32         |
| Calgary Shamrocks                    | 20        | 14       | 6        | 0        | 249       | 184       | 28         |
| Okotoks Marauders                    | 20        | 8        | 11       | 1        | 175       | 181       | 17         |
| Calgary Mountaineers                 | 20        | 8        | 12       | 0        | 164       | 191       | 16         |
| Saskatchewan Swat                    | 20        | 5        | 15       | 0        | 156       | 191       | 10         |
| Rockyview Silvertips                 | 20        | 5        | 15       | 0        | 147       | 206       | 10         |

| PROVINCIALS ROUND-ROBIN | <u>GP</u> | <u>W</u> | <u>L</u> |  | <u>GF</u> | <u>GA</u> | <u>PTS</u> |
|-------------------------|-----------|----------|----------|--|-----------|-----------|------------|
| Red Deer Rampage        | 3         | 3        | 0        |  | 33        | 21        | 6          |
| Manitoba Blizzard       | 3         | 2        | 1        |  | 34        | 25        | 4          |
| Calgary Chill           | 3         | 1        | 2        |  | 28        | 32        | 2          |
| Edmonton Warriors       | 3         | 0        | 3        |  | 20        | 37        | 0          |

Manitoba Blizzard defeated Calgary Chill 13-2

Manitoba Blizzard defeated Red Deer Rampage 12-8

JUNIOR 'B' LEAGUE – TIER TWO (NORTH CONFERENCE)

| NORTH CENTRAL DIVISION | <u>GP</u> | <u>W</u> | <u>L</u> | <u>T</u> |  | <u>GF</u> | <u>GA</u> | <u>PTS</u> |
|------------------------|-----------|----------|----------|----------|--|-----------|-----------|------------|
| Sherwood Park Titans   | 14        | 12       | 1        | 1        |  | 177       | 73        | 25         |
| Edmonton Wizards       | 14        | 2        | 11       | 1        |  | 72        | 163       | 5          |
| Edmonton Warriors      | 14        | 1        | 12       | 1        |  | 87        | 163       | 3          |

| NORTH EAST DIVISION | <u>GP</u> | <u>W</u> | <u>L</u> | <u>T</u> |  | <u>GF</u> | <u>GA</u> | <u>PTS</u> |
|---------------------|-----------|----------|----------|----------|--|-----------|-----------|------------|
| Lakeland Heat       | 14        | 12       | 2        | 0        |  | 161       | 95        | 24         |
| Lloydminster Xtreme | 14        | 8        | 6        | 0        |  | 116       | 110       | 16         |
| Vermilion Roar      | 14        | 5        | 8        | 1        |  | 113       | 122       | 11         |

JUNIOR 'B' LEAGUE – TIER TWO (SOUTH CONFERENCE)

| SOUTH CENTRAL DIVISION  | <u>GP</u> | <u>W</u> | <u>L</u> | <u>T</u> |  | <u>GF</u> | <u>GA</u> | <u>PTS</u> |
|-------------------------|-----------|----------|----------|----------|--|-----------|-----------|------------|
| Lethbridge Barracudas*  | 18        | 18       | 0        | 0        |  | 299       | 104       | 36         |
| High River Heat         | 18        | 10       | 8        | 0        |  | 177       | 137       | 20         |
| Calgary Axemen          | 18        | 8        | 10       | 0        |  | 154       | 182       | 16         |
| Medicine Hat Sun Devils | 18        | 6        | 12       | 0        |  | 142       | 208       | 12         |
| Strathmore Venom        | 18        | 2        | 16       | 0        |  | 125       | 248       | 4          |

| SOUTH WEST DIVISION | <u>GP</u> | <u>W</u> | <u>L</u> | <u>T</u> |  | <u>GF</u> | <u>GA</u> | <u>PTS</u> |
|---------------------|-----------|----------|----------|----------|--|-----------|-----------|------------|
| Olds Mavericks      | 18        | 16       | 2        | 0        |  | 236       | 104       | 32         |
| Red Deer Renegades  | 18        | 13       | 5        | 0        |  | 160       | 177       | 26         |
| Calgary Wranglers   | 18        | 10       | 8        | 0        |  | 164       | 173       | 20         |
| Sylvan Lake Yettis  | 18        | 6        | 12       | 0        |  | 119       | 176       | 12         |
| Lacoka Locos        | 18        | 1        | 17       | 0        |  | 43        | 110       | 2          |

*Lacoka Locos defaulted 10 games*

PLAYOFFS

Vermilion Roar defeated Edmonton Wizards 2 games to 0 (11-5, 8-4)

Lloydminster Xtreme defeated Edmonton Warriors 2 games to 0 (9-3, 9-4)

High River Heat defeated Calgary Wranglers 2 games to 0 (9-6, 6-5)

Red Deer Renegades defeated Calgary Axemen 2 games to 1 (9-10, 15-9, 2-1)

Sherwood Park Titans defeated Vermilion Roar 2 games to 0 (7-4, 13-7)

Lakeland Heat defeated Lloydminster Xtreme 2 games to 1 (12-8, 4-9, 2-0)

Lethbridge Barracudas defeated High River Heat 2 games to 0 (16-7, 13-5)

Olds Mavericks defeated Red Deer Renegades 2 games to 0 (11-3, 8-4)

| PROVINCIALS ROUND-ROBIN | <u>GP</u> | <u>W</u> | <u>L</u> |  | <u>GF</u> | <u>GA</u> | <u>PTS</u> |
|-------------------------|-----------|----------|----------|--|-----------|-----------|------------|
| Lethbridge Barracudas   | 2         | 2        | 0        |  | 22        | 17        | 4          |
| Lakeland Heat           | 2         | 1        | 1        |  | 24        | 19        | 2          |
| Olds Mavericks          | 2         | 1        | 1        |  | 22        | 19        | 2          |
| Sherwood Park Titans    | 2         | 0        | 2        |  | 12        | 25        | 0          |

*Missing results for Sherwood Park Titans versus Lakeland Heat and Lethbridge Barracudas versus Olds Mavericks*

BRONZE GAME

Sherwood Park Titans defeated Olds Mavericks 8-7

CHAMPIONSHIP

Lethbridge Barracudas defeated Lakeland Heat 10-7

JUNIOR 'B' LEAGUE – TIER THREE

| SOUTH DIVISION  | <u>GP</u> | <u>W</u> | <u>L</u> | <u>T</u> | <u>GF</u> | <u>GA</u> | <u>PTS</u> |
|-----------------|-----------|----------|----------|----------|-----------|-----------|------------|
| Olds Stingers*  | 14        | 14       | 0        | 0        | 282       | 65        | 28         |
| Brooks Drillers | 14        | 9        | 5        | 0        | 182       | 149       | 18         |
| Cranbrook Elite | 14        | 3        | 11       | 0        | 108       | 215       | 6          |
| Calgary Axemen  | 14        | 2        | 12       | 0        | 74        | 217       | 4          |

| PLAYOFFS        | <u>GP</u> | <u>W</u> | <u>L</u> | <u>T</u> | <u>GF</u> | <u>GA</u> | <u>PTS</u> |
|-----------------|-----------|----------|----------|----------|-----------|-----------|------------|
| Olds Stingers   | 3         | 3        | 0        | 0        | 62        | 14        | 6          |
| Brooks Drillers | 3         | 2        | 1        | 0        | 40        | 23        | 4          |
| Cranbrook Elite | 3         | 1        | 2        | 0        | 17        | 34        | 2          |
| Calgary Axemen  | 3         | 0        | 3        | 0        | 8         | 56        | 0          |

BRONZE GAME

Cranbrook Elite defeated Calgary Axemen 8-6

CHAMPIONSHIP

Olds Stingers defeated Brooks Drillers 18-3

2018 ROCKY MOUNTAIN LACROSSE LEAGUE

| SENIOR 'B' LEAGUE      | <u>GP</u> | <u>W</u> | <u>L</u> | <u>T</u> | <u>GF</u> | <u>GA</u> | <u>PTS</u> |
|------------------------|-----------|----------|----------|----------|-----------|-----------|------------|
| St. Albert Miners*     | 18        | 16       | 1        | 1        | 240       | 107       | 33         |
| Rockyview Knights      | 18        | 13       | 5        | 0        | 170       | 141       | 26         |
| Calgary Mountaineers   | 18        | 11       | 7        | 0        | 162       | 123       | 22         |
| Edmonton Warriors      | 18        | 9        | 7        | 2        | 162       | 137       | 20         |
| Beaumont Outlaws       | 18        | 8        | 9        | 1        | 159       | 152       | 17         |
| Calgary Raiders        | 18        | 3        | 15       | 0        | 89        | 207       | 6          |
| Blackfalds Silverbacks | 18        | 1        | 19       | 0        | 87        | 202       | 2          |

*Blackfalds Silverbacks forfeited game to St. Albert Miners 0-0 on May 26, 2018*

*Blackfalds Silverbacks forfeited game to Calgary Raiders 0-0 on June 24, 2018*

PLAYOFFS

St. Albert Miners defeated Edmonton Warriors 3 games to 0 (17-5, 14-1, 14-3)

Calgary Mountaineers defeated Rockyview Knights 3 games to 1 (13-8, 11-8, 9-11, 13-10)

St. Albert Miners defeated Calgary Mountaineers 3 games to 0 (12-3, 14-4, 11-5)

| SENIOR 'C' LEAGUE – NORTH | <u>GP</u> | <u>W</u> | <u>L</u> | <u>T</u> | <u>GF</u> | <u>GA</u> | <u>PTS</u> |
|---------------------------|-----------|----------|----------|----------|-----------|-----------|------------|
| Blackfalds Silverbacks    | 15        | 11       | 3        | 1        | 204       | 123       | 23         |
| Edmonton Warriors         | 15        | 10       | 4        | 1        | 166       | 115       | 21         |
| Vermilion Rage            | 15        | 2        | 13       | 0        | 84        | 186       | 4          |
| St. Albert Miners         | 15        | 2        | 13       | 0        | 113       | 196       | 4          |

| SENIOR 'C' LEAGUE – SOUTH | <u>GP</u> | <u>W</u> | <u>L</u> | <u>T</u> | <u>GF</u> | <u>GA</u> | <u>PTS</u> |
|---------------------------|-----------|----------|----------|----------|-----------|-----------|------------|
| Airdrie Mohawks*          | 15        | 15       | 0        | 0        | 220       | 87        | 30         |
| Okotoks Erratic           | 15        | 9        | 6        | 0        | 148       | 137       | 18         |
| Calgary Irish             | 15        | 6        | 9        | 0        | 99        | 142       | 12         |
| Lethbridge Pioneers       | 15        | 4        | 11       | 0        | 131       | 179       | 8          |

*St. Albert Miners forfeited game to Vermilion Rage 0-0 on June 17, 2018*

*Vermilion Rage forfeited game to St. Albert Miners 0-0 on July 7, 2018*

PLAYOFFS

Edmonton Warriors defeated Blackfalds Silverbacks 2 games to 0 (12-10, 7-4)

Airdrie Mohawks defeated Okotoks Erratic 2 games to 0 (17-11, 15-4)

Airdrie Mohawks defeated Edmonton Warriors 2 games to 0 (12-3, 15-10)

| JUNIOR 'A' LEAGUE    | <u>GP</u> | <u>W</u> | <u>L</u> | <u>T</u> | <u>GF</u> | <u>GA</u> | <u>PTS</u> |
|----------------------|-----------|----------|----------|----------|-----------|-----------|------------|
| Calgary Raiders*     | 16        | 13       | 3        | 0        | 206       | 121       | 26         |
| Saskatchewan Swat    | 16        | 13       | 3        | 0        | 191       | 122       | 26         |
| Calgary Mountaineers | 16        | 10       | 6        | 0        | 184       | 144       | 20         |
| Edmonton Blues       | 16        | 3        | 13       | 0        | 145       | 201       | 6          |
| St. Albert Miners    | 16        | 1        | 15       | 0        | 85        | 223       | 2          |

*St. Albert Miners forfeited game to Calgary Mountaineers 0-0 on July 8, 2018*

#### PLAYOFFS

Calgary Raiders defeated Edmonton Blues 4 games to 0 (9-7, 11-10, 15-12,

Calgary Mountaineers defeated Saskatchewan Swat 4 games to 2 (9-11, 9-3, 11-8, 8-9, 7-6, 8-6)

Calgary Raiders defeated Calgary Mountaineers 4 games to 3 (13-16, 13-14 OT, 12-9, 13-7, 14-9, 10-15, 9-8)

| JUNIOR 'B' LEAGUE – TIER ONE (NORTH) | <u>GP</u> | <u>W</u> | <u>L</u> | <u>T</u> | <u>GF</u> | <u>GA</u> | <u>PTS</u> |
|--------------------------------------|-----------|----------|----------|----------|-----------|-----------|------------|
| Edmonton Warriors                    | 20        | 14       | 6        | 0        | 290       | 176       | 28         |
| Fort Saskatchewan Rebels             | 20        | 14       | 6        | 0        | 228       | 151       | 28         |
| St. Albert Crude                     | 20        | 7        | 13       | 0        | 173       | 218       | 14         |
| Sherwood Park Titans                 | 20        | 2        | 18       | 0        | 149       | 323       | 4          |

| JUNIOR 'B' LEAGUE – TIER ONE (SOUTH) | <u>GP</u> | <u>W</u> | <u>L</u> | <u>T</u> | <u>GF</u> | <u>GA</u> | <u>PTS</u> |
|--------------------------------------|-----------|----------|----------|----------|-----------|-----------|------------|
| Calgary Shamrocks*                   | 20        | 18       | 2        | 0        | 270       | 147       | 36         |
| Calgary Mountaineers                 | 20        | 10       | 10       | 0        | 168       | 175       | 20         |
| Okotoks Marauders                    | 20        | 7        | 13       | 0        | 159       | 192       | 14         |
| Lethbridge Barracudas                | 20        | 5        | 15       | 0        | 155       | 261       | 10         |

| JUNIOR 'B' LEAGUE – TIER ONE (CENTRAL) | <u>GP</u> | <u>W</u> | <u>L</u> | <u>T</u> | <u>GF</u> | <u>GA</u> | <u>PTS</u> |
|--|-----------|----------|----------|----------|-----------|-----------|------------|
| Red Deer Rampage                       | 20        | 18       | 2        | 0        | 240       | 129       | 36         |
| Calgary Chill                          | 20        | 12       | 7        | 1        | 186       | 147       | 25         |
| Rockyview Silvertips                   | 20        | 11       | 8        | 1        | 203       | 171       | 23         |
| Olds Mavericks                         | 20        | 4        | 16       | 0        | 190       | 245       | 8          |

| JUNIOR 'B' LEAGUE – TIER ONE (EAST) | <u>GP</u> | <u>W</u> | <u>L</u> | <u>T</u> | <u>GF</u> | <u>GA</u> | <u>PTS</u> |
|-------------------------------------|-----------|----------|----------|----------|-----------|-----------|------------|
| Manitoba Blizzard                   | 20        | 18       | 2        | 0        | 246       | 116       | 36         |
| Saskatchewan Swat                   | 20        | 8        | 12       | 0        | 143       | 192       | 16         |
| Regina Barracudas                   | 20        | 1        | 19       | 0        | 122       | 279       | 2          |

*Sherwood Park Titans forfeited game to Manitoba Blizzard 0-0 on June 16, 2018*

#### PLAYOFFS

Fort Saskatchewan Rebels defeated St. Albert Crude 2 games to 0 (8-2, 13-8)

Calgary Mountaineers defeated Okotoks Marauders 2 games to 1 (9-11, 8-4, 6-3)

Calgary Chill defeated Rockyview Silvertips 2 games to 0 (9-5, 13-7)

Saskatchewan Swat defeated Regina Barracudas 2 games to 0 (4-1, 8-4)

Fort Saskatchewan Rebels defeated Edmonton Warriors 2 games to 0 (16-15 OT, 18-8)

Calgary Shamrocks defeated Calgary Mountaineers 2 games to 1 (7-9, 14-5, 12-5)

Red Deer Rampage defeated Calgary Chill 2 games to 1 (15-3, 6-7, 9-4)

Manitoba Blizzard defeated Saskatchewan Swat 2 games to 0 (11-9, 22-3)

| PROVINCIALS ROUND-ROBIN  | <u>GP</u> | <u>W</u> | <u>L</u> | <u>GF</u> | <u>GA</u> | <u>PTS</u> |
|--------------------------|-----------|----------|----------|-----------|-----------|------------|
| Red Deer Rampage         | 4         | 3        | 1        | 52        | 33        | 6          |
| Calgary Shamrocks        | 4         | 3        | 1        | 40        | 28        | 6          |
| Fort Saskatchewan Rebels | 4         | 3        | 1        | 39        | 23        | 6          |
| Manitoba Blizzard        | 4         | 1        | 3        | 34        | 56        | 2          |
| Calgary Mountaineers     | 4         | 0        | 4        | 22        | 47        | 0          |

#### CHAMPIONSHIP

Calgary Shamrocks defeated Red Deer Rampage 8-3

#### JUNIOR 'B' LEAGUE – TIER TWO (NORTH CONFERENCE)

| NORTH CENTRAL DIVISION | <u>GP</u> | <u>W</u> | <u>L</u> | <u>T</u> | <u>GF</u> | <u>GA</u> | <u>PTS</u> |
|------------------------|-----------|----------|----------|----------|-----------|-----------|------------|
| Sherwood Park Titans   | 17        | 13       | 3        | 1        | 231       | 91        | 27         |
| Edmonton Warriors      | 17        | 6        | 11       | 0        | 103       | 158       | 12         |
| Edmonton Wizards       | 17        | 4        | 13       | 0        | 98        | 205       | 8          |
| St. Albert Crude       | 16        | 3        | 13       | 0        | 64        | 174       | 6          |

| NORTH EAST DIVISION  | <u>GP</u> | <u>W</u> | <u>L</u> | <u>T</u> | <u>GF</u> | <u>GA</u> | <u>PTS</u> |
|----------------------|-----------|----------|----------|----------|-----------|-----------|------------|
| Lakeland Heat        | 17        | 15       | 1        | 1        | 217       | 81        | 31         |
| Vermilion Roar       | 17        | 12       | 5        | 0        | 167       | 88        | 24         |
| Lloydminster Xtreme* | 17        | 12       | 5        | 0        | 202       | 116       | 24         |
| Wainwright Wolfpack  | 16        | 1        | 15       | 0        | 66        | 235       | 2          |

JUNIOR 'B' LEAGUE – TIER TWO (SOUTH CONFERENCE)

| SOUTH CENTRAL DIVISION  | <u>GP</u> | <u>W</u> | <u>L</u> | <u>T</u> | <u>GF</u> | <u>GA</u> | <u>PTS</u> |
|-------------------------|-----------|----------|----------|----------|-----------|-----------|------------|
| High River Heat         | 18        | 17       | 1        | 0        | 255       | 103       | 34         |
| Medicine Hat Sun Devils | 18        | 11       | 7        | 0        | 230       | 162       | 22         |
| Calgary Axemen          | 18        | 10       | 8        | 0        | 219       | 207       | 20         |
| Calgary Sabrecats       | 18        | 6        | 12       | 0        | 118       | 197       | 12         |
| Strathmore Venom        | 18        | 3        | 15       | 0        | 133       | 311       | 6          |

| SOUTH WEST DIVISION | <u>GP</u> | <u>W</u> | <u>L</u> | <u>T</u> | <u>GF</u> | <u>GA</u> | <u>PTS</u> |
|---------------------|-----------|----------|----------|----------|-----------|-----------|------------|
| Sylvan Lake Yettis  | 18        | 16       | 2        | 0        | 252       | 90        | 32         |
| Red Deer Renegades  | 18        | 15       | 3        | 0        | 266       | 99        | 30         |
| Olds Stingers       | 18        | 7        | 11       | 0        | 134       | 170       | 14         |
| Calgary Wranglers   | 18        | 7        | 11       | 0        | 166       | 208       | 14         |
| Rockyview Rage      | 18        | 6        | 12       | 0        | 118       | 202       | 12         |

PLAYOFFS

Lloydminster Xtreme defeated Edmonton Warriors 2 games to 0 (12-2, 14-2)  
 Vermilion Roar defeated St. Albert Crude 2 games to 0 (13-5, 13-5)  
 Medicine Hat Sun Devils defeated Calgary Axemen 2 games to 1 (14-16, 19-10, 6-4 MG)  
 Red Deer Renegades defeated Olds Stingers 2 games to 0 (9-4, 16-1)

Sherwood Park Titans defeated Vermilion Roar 2 games to 0 (9-8, 9-6)  
 Lloydminster Xtreme defeated Lakeland Heat 2 games to 0 (11-9, 11-10)  
 High River Heat defeated Medicine Hat Sun Devils 2 games to 0 (15-7, 10-7)  
 Red Deer Renegades defeated Sylvan Lake Yettis 2 games to 0 (9-7, 16-12)

| PROVINCIALS ROUND-ROBIN | <u>GP</u> | <u>W</u> | <u>L</u> | <u>GF</u> | <u>GA</u> | <u>PTS</u> |
|-------------------------|-----------|----------|----------|-----------|-----------|------------|
| High River Heat         | 3         | 3        | 0        | 36        | 20        | 6          |
| Lloydminster Xtreme     | 3         | 2        | 1        | 23        | 18        | 4          |
| Red Deer Renegades      | 3         | 1        | 2        | 18        | 23        | 2          |
| Sherwood Park Titans    | 3         | 0        | 3        | 21        | 37        | 0          |

BRONZE GAME

Red Deer Renegades defeated Sherwood Park Titans 13-10

CHAMPIONSHIP

Lloydminster Xtreme defeated High River Heat 9-6

| JUNIOR 'B' LEAGUE – TIER THREE | <u>GP</u> | <u>W</u> | <u>L</u> | <u>T</u> | <u>GF</u> | <u>GA</u> | <u>PTS</u> |
|--------------------------------|-----------|----------|----------|----------|-----------|-----------|------------|
| Cranbrook Elite                | 14        | 7        | 7        | 0        | 127       | 170       | 14         |
| West Kootenay Timberwolves*    | 14        | 5        | 9        | 0        | 57        | 133       | 10         |
| Calgary Axemen                 | 14        | 1        | 13       | 0        | 28        | 51        | 2          |

*Calgary Axemen forfeited 10 games during the season*

PLAYOFFS

West Kootenay Timberwolves defeated Cranbrook Elite 2 games to 1 (4-3, 4-9, 3-0)

**2019 ROCKY MOUNTAIN LACROSSE LEAGUE**

| SENIOR 'B' LEAGUE    | <u>GP</u> | <u>W</u> | <u>L</u> | <u>T</u> | <u>GF</u> | <u>GA</u> | <u>PTS</u> |
|----------------------|-----------|----------|----------|----------|-----------|-----------|------------|
| St. Albert Miners*   | 16        | 15       | 1        | 0        | 182       | 92        | 30         |
| Calgary Mountaineers | 16        | 10       | 6        | 0        | 151       | 102       | 20         |
| Rockyview Knights    | 16        | 9        | 7        | 0        | 114       | 121       | 18         |
| Beaumont Outlaws     | 16        | 7        | 9        | 0        | 128       | 132       | 14         |
| Edmonton Warriors    | 16        | 6        | 10       | 0        | 110       | 114       | 12         |
| Calgary Raiders      | 16        | 1        | 15       | 0        | 70        | 194       | 2          |

PLAYOFFS

St. Albert Miners defeated Beaumont Outlaws 3 games to 0 (16-11, 12-5, 13-7)  
 Calgary Mountaineers defeated Rockyview Knights 3 games to 1 (8-5, 15-6, 10-12, 11-4)  
 St. Albert Miners defeated Calgary Mountaineers 3 games to 0 (8-5, 14-8, 17-5)

| SENIOR 'C' LEAGUE – NORTH | GP | W  | L  | T | GF  | GA  | PTS |
|---------------------------|----|----|----|---|-----|-----|-----|
| Blackfalds Silverbacks    | 16 | 10 | 6  | 0 | 207 | 128 | 20  |
| Edmonton Warriors         | 16 | 10 | 6  | 0 | 211 | 101 | 20  |
| Lloydminster Border Rage  | 16 | 8  | 8  | 0 | 133 | 199 | 16  |
| St. Albert Miners         | 16 | 2  | 14 | 0 | 111 | 251 | 4   |

| SENIOR 'C' LEAGUE – SOUTH | GP | W  | L  | T | GF  | GA  | PTS |
|---------------------------|----|----|----|---|-----|-----|-----|
| Airdrie Mohawks*          | 15 | 15 | 0  | 0 | 218 | 58  | 30  |
| Calgary Irish             | 15 | 9  | 5  | 1 | 119 | 94  | 19  |
| Okotoks Erratic           | 15 | 5  | 9  | 1 | 92  | 140 | 11  |
| Olds Stingers             | 15 | 2  | 13 | 0 | 76  | 196 | 4   |
| Lethbridge Pioneers       | 0  | 0  | 0  | 0 | 0   | 0   | 0   |

*Blackfalds Silverbacks defaulted 3 games*

*Edmonton Warriors defaulted 2 games*

*St. Albert Miners defaulted 1 game*

#### PLAYOFFS

Edmonton Warriors defeated Lloydminster Border Rage 17-10

Okotoks Erratic defeated Calgary Irish 6-3

Edmonton Warriors defeated Blackfalds Silverbacks 1 game to 0 plus 1 tie (11-7, 7-7 2OT)

Airdrie Mohawks defeated Okotoks Erratic 2 games to 0 (17-5, 19-4)

Airdrie Mohawks defeated Edmonton Warriors 2 games to 0 (14-4, 7-5)

| JUNIOR 'A' LEAGUE        | GP | W  | L  | T | GF  | GA  | PTS |
|--------------------------|----|----|----|---|-----|-----|-----|
| Calgary Mountaineers     | 15 | 10 | 5  | 0 | 149 | 128 | 20  |
| Calgary-Okotoks Raiders* | 15 | 8  | 7  | 0 | 144 | 143 | 16  |
| Saskatchewan Swat        | 15 | 8  | 7  | 0 | 127 | 122 | 16  |
| St. Albert Miners        | 15 | 4  | 11 | 0 | 132 | 159 | 8   |

#### PLAYOFFS

Calgary Mountaineers defeated St. Albert Miners 3 games to 1 (7-11, 23-10, 13-9, 17-4)

Calgary-Okotoks Raiders defeated Saskatchewan Swat 3 games to 0 (10-4, 7-6, 7-6)

Calgary-Okotoks Raiders defeated Calgary Mountaineers 4 games to 3 (12-15, 7-8 OT, 6-4, 7-5, 5-11, 7-6, 6-3)

| JUNIOR 'B' LEAGUE – TIER ONE (NORTH) | GP | W  | L  | T | GF  | GA  | PTS |
|--------------------------------------|----|----|----|---|-----|-----|-----|
| Fort Saskatchewan Rebels             | 20 | 15 | 3  | 2 | 222 | 136 | 32  |
| St. Albert Crude                     | 20 | 15 | 4  | 1 | 224 | 159 | 31  |
| Edmonton Warriors                    | 20 | 5  | 15 | 0 | 166 | 228 | 10  |
| Sherwood Park Outlaws                | 20 | 4  | 16 | 0 | 171 | 239 | 8   |

| JUNIOR 'B' LEAGUE – TIER ONE (SOUTH) | GP | W  | L  | T | GF  | GA  | PTS |
|--------------------------------------|----|----|----|---|-----|-----|-----|
| Calgary Shamrocks*                   | 20 | 19 | 1  | 0 | 294 | 117 | 38  |
| Calgary Mountaineers                 | 20 | 11 | 9  | 0 | 185 | 184 | 22  |
| Okotoks Marauders                    | 20 | 6  | 13 | 1 | 140 | 199 | 13  |
| Lethbridge Barracudas                | 20 | 3  | 16 | 1 | 153 | 211 | 7   |

| JUNIOR 'B' LEAGUE – TIER ONE (CENTRAL) | GP | W  | L  | T | GF  | GA  | PTS |
|--|----|----|----|---|-----|-----|-----|
| Red Deer Rampage                       | 20 | 12 | 7  | 1 | 219 | 181 | 25  |
| Calgary Chill                          | 20 | 11 | 8  | 1 | 170 | 174 | 23  |
| Rockyview Silvertips                   | 20 | 11 | 9  | 0 | 201 | 209 | 22  |
| Mountain View Mavericks                | 20 | 5  | 14 | 1 | 178 | 254 | 11  |

| JUNIOR 'B' LEAGUE – TIER ONE (EAST) | GP | W  | L  | T | GF  | GA  | PTS |
|-------------------------------------|----|----|----|---|-----|-----|-----|
| Manitoba Blizzard                   | 20 | 13 | 7  | 0 | 203 | 189 | 26  |
| Saskatchewan Swat                   | 20 | 13 | 7  | 0 | 168 | 138 | 26  |
| Regina Barracudas                   | 20 | 3  | 17 | 0 | 129 | 205 | 6   |

#### PLAYOFFS

St. Albert Crude defeated Edmonton Warriors 2 games to 0 (10-7, 11-3)

Calgary Mountaineers defeated Okotoks Marauders 2 games to 0 (8-4, 6-3)

Rockyview Silvertips defeated Calgary Chill 2 games to 1 (2-13, 13-4, 9-8)

Fort Saskatchewan Rebels defeated St. Albert Crude 2 games to 1 (8-7, 14-12, 10-8)

Calgary Shamrocks defeated Calgary Mountaineers 2 games to 0 (13-6, 14-3)

Manitoba Blizzard defeated Saskatchewan Swat 2 games 0 (11-5, 13-2)

| PROVINCIALS ROUND-ROBIN  | <u>GP</u> | <u>W</u> | <u>L</u> |  | <u>GF</u> | <u>GA</u> | <u>PTS</u> |
|--------------------------|-----------|----------|----------|--|-----------|-----------|------------|
| Calgary Shamrocks        | 4         | 3        | 1        |  | 60        | 27        | 6          |
| Fort Saskatchewan Rebels | 4         | 2        | 2        |  | 44        | 49        | 4          |
| Manitoba Blizzard        | 4         | 2        | 2        |  | 42        | 44        | 4          |
| Red Deer Rampage         | 4         | 2        | 2        |  | 38        | 41        | 4          |
| Rockyview Silvertips     | 4         | 1        | 3        |  | 30        | 53        | 2          |

Calgary Shamrocks defeated Fort Saskatchewan Rebels 2 games to 0 (8-7, 19-7)

#### JUNIOR 'B' LEAGUE – TIER TWO (NORTH CONFERENCE)

| NORTH CENTRAL DIVISION | <u>GP</u> | <u>W</u> | <u>L</u> | <u>T</u> |  | <u>GF</u> | <u>GA</u> | <u>PTS</u> |
|------------------------|-----------|----------|----------|----------|--|-----------|-----------|------------|
| Sherwood Park Titans   | 16        | 13       | 2        | 1        |  | 198       | 118       | 27         |
| Parkland Posse         | 16        | 11       | 5        | 0        |  | 143       | 125       | 22         |
| Westlock Rock          | 16        | 5        | 11       | 0        |  | 99        | 168       | 10         |
| Edmonton Warriors      | 16        | 4        | 12       | 0        |  | 109       | 144       | 8          |
| St. Albert Crude       | 16        | 4        | 12       | 0        |  | 105       | 183       | 8          |

| NORTH EAST DIVISION | <u>GP</u> | <u>W</u> | <u>L</u> | <u>T</u> |  | <u>GF</u> | <u>GA</u> | <u>PTS</u> |
|---------------------|-----------|----------|----------|----------|--|-----------|-----------|------------|
| Lakeland Heat       | 16        | 13       | 2        | 1        |  | 199       | 101       | 27         |
| Lloydminster Xtreme | 16        | 10       | 6        | 0        |  | 189       | 121       | 20         |
| Vermilion Roar      | 16        | 8        | 8        | 0        |  | 123       | 126       | 16         |
| Wainwright Wolfpack | 16        | 3        | 13       | 0        |  | 119       | 198       | 6          |

#### JUNIOR 'B' LEAGUE – TIER TWO (SOUTH CONFERENCE)

| SOUTH CENTRAL DIVISION  | <u>GP</u> | <u>W</u> | <u>L</u> | <u>T</u> |  | <u>GF</u> | <u>GA</u> | <u>PTS</u> |
|-------------------------|-----------|----------|----------|----------|--|-----------|-----------|------------|
| High River Heat         | 14        | 12       | 2        | 0        |  | 189       | 100       | 24         |
| Medicine Hat Sun Devils | 14        | 8        | 6        | 0        |  | 131       | 129       | 16         |
| Calgary Axemen          | 14        | 7        | 7        | 0        |  | 128       | 158       | 14         |
| Strathmore Venom        | 14        | 5        | 9        | 0        |  | 124       | 204       | 10         |
| Calgary Sabrecats       | 14        | 1        | 13       | 0        |  | 74        | 173       | 2          |

| SOUTH WEST DIVISION | <u>GP</u> | <u>W</u> | <u>L</u> | <u>T</u> |  | <u>GF</u> | <u>GA</u> | <u>PTS</u> |
|---------------------|-----------|----------|----------|----------|--|-----------|-----------|------------|
| Sylvan Lake Yettis* | 14        | 13       | 1        | 0        |  | 225       | 66        | 26         |
| Red Deer Renegades  | 14        | 13       | 1        | 0        |  | 236       | 90        | 26         |
| Calgary Wranglers   | 14        | 6        | 8        | 0        |  | 144       | 142       | 12         |
| Rockyview Rage      | 14        | 5        | 9        | 0        |  | 109       | 145       | 10         |
| Olds Stingers       | 14        | 1        | 13       | 0        |  | 67        | 201       | 2          |

#### PLAYOFFS

Lakeland Heat defeated Parkland Posse 2 games to 0 (6-4, 10-4)

Sherwood Park Titans Lloydminster Xtreme 2 games to 1 (10-9 OT, 7-18, 12-8)

High River Heat defeated Calgary Wranglers 2 games to 0 (10-6, 15-7)

Medicine Hat Sun Devils defeated Calgary Axemen 2 games to 0 (25-7, 13-3)

High River Heat defeated Red Deer Renegades 2 games to 0 (14-13 OT, 10-8)

Sylvan Lake Yettis defeated Medicine Hat Sun Devils 2 games to 0 (14-10, 21-5)

| PROVINCIALS ROUND-ROBIN | <u>GP</u> | <u>W</u> | <u>L</u> |  | <u>GF</u> | <u>GA</u> | <u>PTS</u> |
|-------------------------|-----------|----------|----------|--|-----------|-----------|------------|
| Sherwood Park Titans    | 3         | 3        | 0        |  | 24        | 19        | 6          |
| Lakeland Heat           | 3         | 0        | 3        |  | 25        | 37        | 0          |
| Sylvan Lake Yettis      | 3         | 2        | 1        |  | 31        | 20        | 4          |
| High River Heat         | 3         | 1        | 2        |  | 29        | 33        | 2          |

#### BRONZE GAME

High River Heat defeated Lakeland Heat 14-8

#### CHAMPIONSHIP

Sylvan Lake Yettis defeated Sherwood Park Titans 14-3

| JUNIOR 'B' LEAGUE – TIER THREE | <u>GP</u> | <u>W</u> | <u>L</u> | <u>T</u> |  | <u>GF</u> | <u>GA</u> | <u>PTS</u> |
|--------------------------------|-----------|----------|----------|----------|--|-----------|-----------|------------|
| Cranbrook Outlaws*             | 12        | 6        | 5        | 1        |  | 120       | 96        | 13         |
| West Kootenay Timberwolves     | 12        | 4        | 7        | 1        |  | 71        | 114       | 9          |

#### PLAYOFFS

Cranbrook Outlaws defeated West Kootenay Timberwolves 2 games to 0 (13-7, 14-6)

### 2020 ROCKY MOUNTAIN LACROSSE LEAGUE

*RMLL Senior 'C' League season cancelled on May 9, 2020 due to the COVID-19 coronavirus pandemic*

*Rocky Mountain Lacrosse League season cancelled on June 2, 2020 due to the COVID-19 coronavirus pandemic*



## 2021 ROCKY MOUNTAIN LACROSSE LEAGUE

| SENIOR 'B' LEAGUE                               | <u>GP</u> | <u>W</u> | <u>L</u> | <u>T</u> | <u>GF</u> | <u>GA</u> | <u>PTS</u> |
|---|-----------|----------|----------|----------|-----------|-----------|------------|
| St. Albert Miners                               | 10        | 10       | 0        | 0        | 108       | 54        | 20         |
| Calgary Mountaineers                            | 8         | 3        | 5        | 0        | 68        | 66        | 6          |
| Rockyview Knights                               | 10        | 3        | 7        | 0        | 61        | 82        | 6          |
| Beaumont Outlaws                                | 8         | 2        | 6        | 0        | 44        | 79        | 4          |
| SENIOR 'C' LEAGUE – NORTH                       | <u>GP</u> | <u>W</u> | <u>L</u> | <u>T</u> | <u>GF</u> | <u>GA</u> | <u>PTS</u> |
| Lloydminster Border Rage                        | 1         | 1        | 0        | 0        | 9         | 8         | 2          |
| Edmonton Warriors                               | 4         | 1        | 3        | 0        | 33        | 32        | 2          |
| Blackfalds Silverbacks                          | 3         | 1        | 2        | 0        | 20        | 34        | 2          |
| SENIOR 'C' LEAGUE – SOUTH                       | <u>GP</u> | <u>W</u> | <u>L</u> | <u>T</u> | <u>GF</u> | <u>GA</u> | <u>PTS</u> |
| Airdrie Mohawks                                 | 8         | 7        | 1        | 0        | 93        | 42        | 14         |
| Calgary Irish                                   | 9         | 3        | 6        | 0        | 53        | 84        | 6          |
| Olds Stingers                                   | 5         | 2        | 3        | 0        | 45        | 53        | 4          |
| JUNIOR 'A' LEAGUE                               | <u>GP</u> | <u>W</u> | <u>L</u> | <u>T</u> | <u>GF</u> | <u>GA</u> | <u>PTS</u> |
| St. Albert Miners                               | 14        | 14       | 0        | 0        | 192       | 93        | 28         |
| Calgary Mountaineers                            | 15        | 6        | 9        | 1        | 139       | 132       | 13         |
| Okotoks Raiders                                 | 12        | 4        | 6        | 2        | 78        | 103       | 10         |
| Saskatchewan Swat                               | 12        | 1        | 10       | 1        | 73        | 146       | 3          |
| JUNIOR 'B' LEAGUE – TIER ONE (NORTH)            | <u>GP</u> | <u>W</u> | <u>L</u> | <u>T</u> | <u>GF</u> | <u>GA</u> | <u>PTS</u> |
| Edmonton Warriors                               | 18        | 12       | 5        | 1        | 183       | 134       | 25         |
| Fort Saskatchewan Rebels                        | 10        | 7        | 3        | 0        | 84        | 78        | 14         |
| St. Albert Crude                                | 13        | 6        | 5        | 2        | 122       | 113       | 14         |
| Sherwood Park Outlaws                           | 10        | 1        | 7        | 2        | 60        | 92        | 4          |
| JUNIOR 'B' LEAGUE – TIER ONE (SOUTH)            | <u>GP</u> | <u>W</u> | <u>L</u> | <u>T</u> | <u>GF</u> | <u>GA</u> | <u>PTS</u> |
| Calgary Shamrocks                               | 10        | 10       | 0        | 0        | 172       | 68        | 20         |
| Lethbridge Barracudas                           | 11        | 6        | 5        | 0        | 125       | 124       | 12         |
| Calgary Mountaineers                            | 9         | 5        | 4        | 0        | 75        | 77        | 10         |
| Okotoks Marauders                               | 10        | 3        | 7        | 0        | 101       | 131       | 6          |
| JUNIOR 'B' LEAGUE – TIER ONE (CENTRAL)          | <u>GP</u> | <u>W</u> | <u>L</u> | <u>T</u> | <u>GF</u> | <u>GA</u> | <u>PTS</u> |
| Rockyview Silvertips                            | 9         | 4        | 5        | 0        | 93        | 100       | 8          |
| Calgary Chill                                   | 10        | 1        | 10       | 0        | 71        | 137       | 2          |
| Mountain View Mavericks                         | 0         | 0        | 0        | 0        | 0         | 0         | 0          |
| JUNIOR 'B' LEAGUE – TIER ONE (EAST)             | <u>GP</u> | <u>W</u> | <u>L</u> | <u>T</u> | <u>GF</u> | <u>GA</u> | <u>PTS</u> |
| Regina Barracudas                               | 6         | 4        | 2        | 0        | 47        | 42        | 8          |
| Saskatchewan Swat                               | 14        | 2        | 11       | 1        | 69        | 118       | 5          |
| JUNIOR 'B' LEAGUE – TIER TWO (NORTH CONFERENCE) | <u>GP</u> | <u>W</u> | <u>L</u> | <u>T</u> | <u>GF</u> | <u>GA</u> | <u>PTS</u> |
| NORTH CENTRAL DIVISION                          | <u>GP</u> | <u>W</u> | <u>L</u> | <u>T</u> | <u>GF</u> | <u>GA</u> | <u>PTS</u> |
| Sherwood Park Titans                            | 19        | 12       | 7        | 0        | 221       | 161       | 24         |
| Parkland Posse                                  | 12        | 10       | 2        | 0        | 159       | 102       | 20         |
| St. Albert Crude                                | 13        | 2        | 11       | 0        | 88        | 149       | 4          |
| Edmonton Warriors                               | 8         | 0        | 9        | 0        | 14        | 121       | 0          |
| NORTH EAST DIVISION                             | <u>GP</u> | <u>W</u> | <u>L</u> | <u>T</u> | <u>GF</u> | <u>GA</u> | <u>PTS</u> |
| Sylvan Lake Yettis                              | 16        | 13       | 3        | 0        | 198       | 96        | 26         |
| Lloydminster Xtreme                             | 13        | 6        | 6        | 1        | 95        | 91        | 13         |
| Red Deer Renegades                              | 9         | 6        | 3        | 0        | 92        | 59        | 12         |
| Lakeland Heat                                   | 9         | 5        | 3        | 1        | 87        | 73        | 11         |
| JUNIOR 'B' LEAGUE – TIER TWO (SOUTH CONFERENCE) | <u>GP</u> | <u>W</u> | <u>L</u> | <u>T</u> | <u>GF</u> | <u>GA</u> | <u>PTS</u> |
| SOUTH CENTRAL DIVISION                          | <u>GP</u> | <u>W</u> | <u>L</u> | <u>T</u> | <u>GF</u> | <u>GA</u> | <u>PTS</u> |
| High River Heat                                 | 16        | 11       | 4        | 1        | 182       | 142       | 23         |
| Calgary Axemen                                  | 18        | 9        | 8        | 1        | 158       | 187       | 19         |
| Strathmore Venom                                | 0         | 0        | 0        | 0        | 0         | 0         | 0          |
| SOUTH WEST DIVISION                             | <u>GP</u> | <u>W</u> | <u>L</u> | <u>T</u> | <u>GF</u> | <u>GA</u> | <u>PTS</u> |
| Olds Stingers                                   | 15        | 6        | 9        | 0        | 111       | 158       | 12         |
| Rockyview Rage                                  | 11        | 4        | 7        | 0        | 85        | 109       | 8          |
| Cranbrook Outlaws                               | 7         | 2        | 5        | 0        | 50        | 31        | 4          |
| Calgary Wranglers                               | 18        | 1        | 17       | 0        | 121       | 264       | 2          |
| West Kootenay Timberwolves                      | 0         | 0        | 0        | 0        | 0         | 0         | 0          |

## 2022 ROCKY MOUNTAIN LACROSSE LEAGUE

| SENIOR 'B' LEAGUE        | <u>GP</u> | <u>W</u> | <u>L</u> | <u>T</u> | <u>GF</u> | <u>GA</u> | <u>PTS</u> |
|--------------------------|-----------|----------|----------|----------|-----------|-----------|------------|
| St. Albert Miners*       | 12        | 10       | 1        | 1        | 130       | 74        | 21         |
| Fort Saskatchewan Rebels | 12        | 7        | 4        | 1        | 110       | 92        | 15         |
| Calgary Mountaineers     | 12        | 7        | 5        | 0        | 109       | 100       | 14         |
| Rockyview Knights        | 12        | 4        | 8        | 0        | 83        | 107       | 8          |
| Beaumont Outlaws         | 12        | 1        | 11       | 0        | 59        | 118       | 2          |

*Beaumont Outlaws forfeited game to Rockyview Knights 0-0 on June 11, 2022*

*Beaumont Outlaws forfeited game to Calgary Mountaineers 0-0 on June 12, 2022*

### PLAYOFFS

St. Albert Miners defeated Rockyview Knights 3 games to 0 (11-6, 14-6, 19-4)

Calgary Mountaineers defeated Fort Saskatchewan Rebels 3 games to 0 (14-9, 14-7, 10-7)

St. Albert Miners defeated Calgary Mountaineers 3 games to 1 (19-7, 11-6, 10-15, 11-8)

| SENIOR 'C' LEAGUE – NORTH | <u>GP</u> | <u>W</u> | <u>L</u> | <u>T</u> | <u>GF</u> | <u>GA</u> | <u>PTS</u> |
|---------------------------|-----------|----------|----------|----------|-----------|-----------|------------|
| Edmonton Warriors         | 12        | 10       | 2        | 0        | 135       | 90        | 20         |
| Blackfalds Silverbacks    | 12        | 8        | 4        | 0        | 156       | 116       | 16         |
| St. Albert Miners         | 12        | 4        | 8        | 0        | 112       | 145       | 8          |
| Lloydminster Border Rage  | 12        | 2        | 10       | 0        | 94        | 146       | 4          |

| SENIOR 'C' LEAGUE – SOUTH | <u>GP</u> | <u>W</u> | <u>L</u> | <u>T</u> | <u>GF</u> | <u>GA</u> | <u>PTS</u> |
|---------------------------|-----------|----------|----------|----------|-----------|-----------|------------|
| Airdrie Mohawks*          | 12        | 11       | 1        | 0        | 136       | 67        | 22         |
| Olds Stingers             | 12        | 6        | 6        | 0        | 112       | 109       | 12         |
| Calgary Bears             | 12        | 4        | 8        | 0        | 93        | 136       | 8          |
| Calgary Irish             | 12        | 3        | 9        | 0        | 93        | 122       | 6          |

### PLAYOFFS

Edmonton Warriors defeated Blackfalds Silverbacks 2 games to 0 (15-9, 9-8)

Airdrie Mohawks defeated Olds Stingers 2 games to 0 (10-2, 8-5)

Airdrie Mohawks defeated Edmonton Warriors 2 games to 0 (11-5, 14-5)

| JUNIOR 'A' LEAGUE    | <u>GP</u> | <u>W</u> | <u>L</u> | <u>T</u> | <u>GF</u> | <u>GA</u> | <u>PTS</u> |
|----------------------|-----------|----------|----------|----------|-----------|-----------|------------|
| St. Albert Miners*   | 15        | 12       | 3        | 0        | 198       | 128       | 24         |
| Calgary Mountaineers | 15        | 12       | 3        | 0        | 185       | 111       | 24         |
| Okotoks Raiders      | 15        | 5        | 10       | 0        | 130       | 159       | 10         |
| Saskatchewan Swat    | 15        | 1        | 14       | 0        | 87        | 202       | 2          |

### PLAYOFFS

St. Albert Miners defeated Saskatchewan Swat 4 games to 0 (14-9, 26-3, 12-2, 12-5)

Calgary Mountaineers defeated Okotoks Raiders 4 games to 1 (11-7, 7-8 OT, 8-5, 14-6, 13-8)

St. Albert Miners defeated Calgary Mountaineers 4 games to 1 (9-11, 15-9, 11-5, 14-10, 14-4)

| JUNIOR 'B' LEAGUE – TIER ONE (NORTH) | <u>GP</u> | <u>W</u> | <u>L</u> | <u>T</u> | <u>GF</u> | <u>GA</u> | <u>PTS</u> |
|--------------------------------------|-----------|----------|----------|----------|-----------|-----------|------------|
| Edmonton Warriors*                   | 20        | 17       | 3        | 0        | 287       | 156       | 34         |
| St. Albert Crude                     | 20        | 12       | 8        | 0        | 257       | 219       | 24         |
| Fort Saskatchewan Rebels             | 20        | 10       | 10       | 0        | 232       | 233       | 20         |
| Beaumont Outlaws                     | 20        | 3        | 16       | 1        | 133       | 241       | 7          |

| JUNIOR 'B' LEAGUE – TIER ONE (SOUTH) | <u>GP</u> | <u>W</u> | <u>L</u> | <u>T</u> | <u>GF</u> | <u>GA</u> | <u>PTS</u> |
|--------------------------------------|-----------|----------|----------|----------|-----------|-----------|------------|
| Calgary Shamrocks                    | 20        | 18       | 2        | 0        | 309       | 132       | 36         |
| Okotoks Marauders                    | 20        | 14       | 6        | 0        | 230       | 222       | 28         |
| Calgary Mountaineers                 | 20        | 11       | 9        | 0        | 184       | 164       | 22         |
| Lethbridge Barracudas                | 20        | 10       | 10       | 0        | 210       | 212       | 20         |

| JUNIOR 'B' LEAGUE – TIER ONE (CENTRAL) | <u>GP</u> | <u>W</u> | <u>L</u> | <u>T</u> | <u>GF</u> | <u>GA</u> | <u>PTS</u> |
|--|-----------|----------|----------|----------|-----------|-----------|------------|
| Rockyview Silvertips                   | 20        | 13       | 7        | 0        | 244       | 186       | 26         |
| Calgary Chill                          | 20        | 8        | 12       | 0        | 214       | 252       | 16         |
| Red Deer Rampage                       | 20        | 7        | 12       | 1        | 167       | 187       | 15         |
| Mountain View Mavericks                | 20        | 3        | 15       | 2        | 178       | 254       | 8          |

| JUNIOR 'B' LEAGUE – TIER ONE (EAST) | <u>GP</u> | <u>W</u> | <u>L</u> | <u>T</u> | <u>GF</u> | <u>GA</u> | <u>PTS</u> |
|-------------------------------------|-----------|----------|----------|----------|-----------|-----------|------------|
| Manitoba Blizzard                   | 20        | 11       | 9        | 0        | 213       | 211       | 22         |
| Regina Queen City Kings             | 20        | 7        | 13       | 0        | 163       | 259       | 14         |
| Saskatchewan Swat                   | 20        | 4        | 16       | 0        | 174       | 267       | 8          |

PLAYOFFS

Fort Saskatchewan Rebels defeated St. Albert Crude 2 games to 0 (10-6, 11-4)  
 Okotoks Marauders defeated Calgary Mountaineers 2 games to 0 (11-10, 12-8)  
 Calgary Chill defeated Red Deer Rampage 2 games to 0 (16-9, 11-9)

Edmonton Warriors defeated Fort Saskatchewan Rebels 2 games to 0 (8-3, 9-6)  
 Calgary Shamrocks defeated Okotoks Marauders 2 games to 0 (15-7, 13-6)  
 Rockyview Silvertips defeated Calgary Chill 2 games to 0 (24-8, 11-7)  
 Manitoba Blizzards defeated Regina Queen City Kings 2 games to 1 (10-4, 11-12, 6-4)

| PROVINCIALS ROUND-ROBIN | <u>GP</u> | <u>W</u> | <u>L</u> | <u>T</u> | <u>GF</u> | <u>GA</u> | <u>PTS</u> |
|-------------------------|-----------|----------|----------|----------|-----------|-----------|------------|
| Edmonton Warriors       | 4         | 4        | 0        | 0        | 57        | 31        | 8          |
| Calgary Shamrocks       | 4         | 3        | 1        | 0        | 69        | 40        | 6          |
| Okotoks Marauders       | 4         | 2        | 2        | 0        | 30        | 46        | 4          |
| Rockview Silvertips     | 4         | 1        | 3        | 0        | 45        | 59        | 2          |
| Manitoba Blizzard       | 4         | 0        | 4        | 0        | 36        | 61        | 0          |

Edmonton Warriors defeated Calgary Shamrocks 14-7

JUNIOR 'B' LEAGUE – TIER TWO (NORTH CONFERENCE)

| NORTH CENTRAL DIVISION | <u>GP</u> | <u>W</u> | <u>L</u> | <u>T</u> | <u>GF</u> | <u>GA</u> | <u>PTS</u> |
|------------------------|-----------|----------|----------|----------|-----------|-----------|------------|
| Sherwood Park Titans   | 14        | 7        | 7        | 0        | 137       | 156       | 14         |
| Parkland Posse         | 14        | 6        | 8        | 0        | 125       | 130       | 12         |
| St. Albert Crude       | 14        | 2        | 12       | 0        | 126       | 165       | 4          |
| Edmonton Warriors      | 14        | 1        | 13       | 0        | 78        | 208       | 2          |

| NORTH EAST DIVISION | <u>GP</u> | <u>W</u> | <u>L</u> | <u>T</u> | <u>GF</u> | <u>GA</u> | <u>PTS</u> |
|---------------------|-----------|----------|----------|----------|-----------|-----------|------------|
| Sylvan Lake Yettis  | 14        | 13       | 1        | 0        | 192       | 92        | 26         |
| Lloydminster Xtreme | 14        | 10       | 4        | 0        | 152       | 102       | 20         |
| Lakeland Heat       | 14        | 9        | 5        | 0        | 138       | 104       | 18         |
| Red Deer Renegades  | 14        | 8        | 6        | 0        | 121       | 112       | 16         |

JUNIOR 'B' LEAGUE – TIER TWO (SOUTH CONFERENCE)

| SOUTH CENTRAL DIVISION | <u>GP</u> | <u>W</u> | <u>L</u> | <u>T</u> | <u>GF</u> | <u>GA</u> | <u>PTS</u> |
|------------------------|-----------|----------|----------|----------|-----------|-----------|------------|
| Strathmore Venom       | 16        | 11       | 4        | 1        | 201       | 108       | 23         |
| Southern Alberta Chaos | 16        | 7        | 9        | 0        | 142       | 149       | 14         |
| High River Heat        | 16        | 7        | 9        | 0        | 189       | 206       | 14         |
| Calgary Axemen         | 16        | 4        | 12       | 0        | 104       | 166       | 8          |
| Calgary Sabrecats      | 16        | 0        | 16       | 0        | 76        | 231       | 0          |

| SOUTH WEST DIVISION    | <u>GP</u> | <u>W</u> | <u>L</u> | <u>T</u> | <u>GF</u> | <u>GA</u> | <u>PTS</u> |
|------------------------|-----------|----------|----------|----------|-----------|-----------|------------|
| Cranbrook Outlaws*     | 16        | 16       | 0        | 0        | 193       | 81        | 32         |
| Mountain View Stingers | 16        | 11       | 5        | 0        | 148       | 110       | 22         |
| Calgary Wranglers      | 16        | 10       | 6        | 0        | 156       | 131       | 20         |
| Rockyview Rage         | 16        | 5        | 10       | 1        | 118       | 145       | 11         |

PLAYOFFS

Red Deer Renegades defeated Sherwood Park Titans 2 games to 1 (12-9, 11-12 OT, 14-13)  
 Lakeland Heat defeated Parkland Posse 2 games to 0 (9-5, 10-8)  
 Calgary Wranglers defeated Southern Alberta Chaos 2 games to 0 (21-13, 11-3)  
 Mountain View Stingers defeated High River Heat 2 games to 0 (11-3, 9-7)

Strathmore Venom defeated Mountain View Stingers 2 games to (12-10, 11-6)  
 Cranbrook Outlaws defeated Calgary Wranglers 2 games to 0 (16-10, 17-7)  
 Sylvan Lake Yettis defeated Parkland Posse 2 games to 1 (12-10, 15-10, 10-9)  
 Lloydminster Xtreme defeated Red Deer Renegades 2 games to 0 (15-8, 10-7)

| PROVINCIALS ROUND-ROBIN | <u>GP</u> | <u>W</u> | <u>L</u> | <u>GF</u> | <u>GA</u> | <u>PTS</u> |
|-------------------------|-----------|----------|----------|-----------|-----------|------------|
| Lloydminster Xtreme     | 3         | 2        | 1        | 28        | 17        | 4          |
| Cranbrook Outlaws       | 3         | 2        | 1        | 27        | 21        | 4          |
| Sylvan Lake Yettis      | 3         | 1        | 2        | 25        | 37        | 2          |
| Strathmore Venom        | 3         | 1        | 2        | 23        | 28        | 2          |

BRONZE GAME

Strathmore Venom defeated Sylvan Lake Yettis 10-7

CHAMPIONSHIP

Cranbrook Outlaws defeated Lloydminster Xtreme 11-5

## 2023 ROCKY MOUNTAIN LACROSSE LEAGUE

| SENIOR 'B' LEAGUE        | <u>GP</u> | <u>W</u> | <u>L</u> | <u>T</u> | <u>GF</u> | <u>GA</u> | <u>PTS</u> |
|--------------------------|-----------|----------|----------|----------|-----------|-----------|------------|
| Calgary Mountaineers     | 14        | 12       | 2        | 0        | 143       | 112       | 24         |
| Edmonton Miners*         | 14        | 10       | 3        | 1        | 170       | 102       | 21         |
| Rockyview Knights        | 14        | 6        | 8        | 0        | 131       | 146       | 12         |
| Fort Saskatchewan Rebels | 14        | 3        | 10       | 1        | 108       | 164       | 7          |
| Beaumont Outlaws         | 14        | 2        | 10       | 2        | 122       | 150       | 6          |

*Beaumont Outlaws forfeited game to Rockyview Knights 15-5 on May 6, 2023*

### PLAYOFFS

Calgary Mountaineers defeated Fort Saskatchewan Rebels 3 games to 0 (22-9, 10-4, 7-2)

Edmonton Miners defeated Rockyview Knights 3 games to 0 (12-7, 9-2, 16-7)

Edmonton Miners defeated Calgary Mountaineers 3 games to 0 (10-9, 7-6, 13-6)

| SENIOR 'C' LEAGUE – NORTH | <u>GP</u> | <u>W</u> | <u>L</u> | <u>T</u> | <u>GF</u> | <u>GA</u> | <u>PTS</u> |
|---------------------------|-----------|----------|----------|----------|-----------|-----------|------------|
| Edmonton Warriors         | 14        | 11       | 2        | 1        | 151       | 104       | 23         |
| Lloydminster Border Rage  | 14        | 6        | 8        | 0        | 126       | 167       | 12         |
| Blackfalds Silverbacks    | 14        | 4        | 8        | 2        | 133       | 150       | 10         |
| St. Albert Miners         | 14        | 3        | 10       | 1        | 137       | 170       | 7          |

| SENIOR 'C' LEAGUE – SOUTH | <u>GP</u> | <u>W</u> | <u>L</u> | <u>T</u> | <u>GF</u> | <u>GA</u> | <u>PTS</u> |
|---------------------------|-----------|----------|----------|----------|-----------|-----------|------------|
| Airdrie Mohawks*          | 14        | 12       | 2        | 0        | 151       | 67        | 24         |
| Calgary Bears             | 14        | 11       | 2        | 1        | 115       | 76        | 23         |
| Olds Stingers             | 14        | 6        | 7        | 1        | 122       | 120       | 13         |
| Calgary Irish             | 14        | 0        | 14       | 0        | 72        | 153       | 0          |

### PLAYOFFS

Edmonton Warriors defeated Lloydminster Border Rage 2 games to 0 (13-3, 20-5)

Airdrie Mohawks defeated Calgary Bears 2 games to 0 (12-4, 7-3)

Airdrie Mohawks defeated Edmonton Warriors 10-5

| JUNIOR 'A' LEAGUE    | <u>GP</u> | <u>W</u> | <u>L</u> | <u>T</u> | <u>GF</u> | <u>GA</u> | <u>PTS</u> |
|----------------------|-----------|----------|----------|----------|-----------|-----------|------------|
| Edmonton Miners*     | 15        | 10       | 5        | 0        | 163       | 94        | 20         |
| Calgary Raiders      | 15        | 10       | 5        | 0        | 132       | 102       | 20         |
| Calgary Mountaineers | 15        | 7        | 7        | 1        | 130       | 104       | 15         |
| Saskatchewan Swat    | 15        | 2        | 12       | 1        | 83        | 208       | 5          |

*Edmonton Miners forfeited game to Saskatchewan Swat 17-4 on July 8, 2023*

*Edmonton Miners forfeited game to Saskatchewan Swat 15-3 on July 9, 2023*

### PLAYOFFS

Edmonton Miners defeated Saskatchewan Swat 4 games to 0 (10-6, 12-5, 15-4, 15-7)

Calgary Mountaineers defeated Calgary Raiders 4 games to 3 (10-8, 9-10, 7-8, 12-6, 7-12, 11-9, 8-7)

Edmonton Miners defeated Calgary Mountaineers 3 games to 2 (16-6, 7-12, 10-4, 5-11, 11-6)

| JUNIOR 'B' LEAGUE – TIER ONE (NORTH) | <u>GP</u> | <u>W</u> | <u>L</u> | <u>T</u> | <u>GF</u> | <u>GA</u> | <u>PTS</u> |
|--------------------------------------|-----------|----------|----------|----------|-----------|-----------|------------|
| Edmonton Warriors*                   | 20        | 16       | 4        | 0        | 243       | 166       | 32         |
| Fort Saskatchewan Rebels             | 20        | 16       | 4        | 0        | 248       | 190       | 32         |
| Beaumont Outlaws                     | 20        | 6        | 14       | 0        | 189       | 233       | 12         |
| St. Albert Crude                     | 20        | 4        | 16       | 0        | 159       | 251       | 8          |

| JUNIOR 'B' LEAGUE – TIER ONE (SOUTH) | <u>GP</u> | <u>W</u> | <u>L</u> | <u>T</u> | <u>GF</u> | <u>GA</u> | <u>PTS</u> |
|--------------------------------------|-----------|----------|----------|----------|-----------|-----------|------------|
| Calgary Shamrocks                    | 20        | 14       | 6        | 0        | 220       | 162       | 28         |
| Okotoks Marauders                    | 20        | 11       | 8        | 1        | 220       | 163       | 23         |
| Calgary Mountaineers                 | 20        | 9        | 9        | 2        | 184       | 157       | 20         |
| Lethbridge Barracudas                | 20        | 0        | 20       | 0        | 117       | 283       | 0          |

| JUNIOR 'B' LEAGUE – TIER ONE (CENTRAL) | <u>GP</u> | <u>W</u> | <u>L</u> | <u>T</u> | <u>GF</u> | <u>GA</u> | <u>PTS</u> |
|--|-----------|----------|----------|----------|-----------|-----------|------------|
| Rockyview Silvertips                   | 20        | 16       | 3        | 1        | 210       | 161       | 33         |
| Calgary Chill                          | 20        | 10       | 10       | 0        | 219       | 203       | 20         |
| Red Deer Rampage                       | 20        | 9        | 11       | 0        | 167       | 168       | 18         |
| Mountain View Mavericks                | 20        | 8        | 12       | 0        | 182       | 214       | 16         |

| JUNIOR 'B' LEAGUE – TIER ONE (EAST) | <u>GP</u> | <u>W</u> | <u>L</u> | <u>T</u> | <u>GF</u> | <u>GA</u> | <u>PTS</u> |
|-------------------------------------|-----------|----------|----------|----------|-----------|-----------|------------|
| Regina Queen City Kings             | 20        | 14       | 6        | 0        | 247       | 196       | 28         |
| Winnipeg Blizzard                   | 20        | 13       | 7        | 0        | 239       | 179       | 26         |
| Saskatchewan Swat                   | 20        | 2        | 18       | 0        | 150       | 268       | 4          |

*Lethbridge Barracudas forfeited game to Calgary Mountaineers 0-0 on June 10, 2023*

#### PLAYOFFS

Fort Saskatchewan Rebels defeated Beaumont Outlaws 2 games to 0 (12-6, 13-6)

Okotoks Marauders defeated Calgary Mountaineers 2 games to 0 (10-5, 5-4)

Red Deer Rampage defeated Calgary Chill 2 games to 0 (10-5, 12-8)

Winnipeg Blizzard defeated Regina Queen City Kings 2 games to 0 (14-9, 13-12)

Edmonton Warriors defeated Fort Saskatchewan Rebels 2 games to 1 (15-9, 5-6, 9-6)

Calgary Shamrocks defeated Okotoks Marauders 2 games to 0 (11-7, 8-4)

Red Deer Rampage defeated Rockyview Silvertips 2 games to 1 (2-13, 4-2, 6-5)

| PROVINCIALS ROUND-ROBIN | <u>GP</u> | <u>W</u> | <u>L</u> | <u>T</u> | <u>GF</u> | <u>GA</u> | <u>PTS</u> |
|-------------------------|-----------|----------|----------|----------|-----------|-----------|------------|
| Edmonton Warriors       | 4         | 3        | 1        | 0        | 41        | 35        | 6          |
| Winnipeg Blizzard       | 4         | 3        | 1        | 0        | 41        | 30        | 6          |
| Calgary Shamrocks       | 4         | 2        | 2        | 0        | 32        | 26        | 4          |
| Beaumont Outlaws        | 4         | 1        | 3        | 0        | 23        | 37        | 2          |
| Red Deer Rampage        | 4         | 1        | 3        | 0        | 21        | 30        | 2          |

Edmonton Warriors defeated Winnipeg Blizzard 16-8

| JUNIOR 'B' LEAGUE – TIER TWO (NORTH) | <u>GP</u> | <u>W</u> | <u>L</u> | <u>T</u> | <u>GF</u> | <u>GA</u> | <u>PTS</u> |
|--------------------------------------|-----------|----------|----------|----------|-----------|-----------|------------|
| Lloydminster Xtreme                  | 16        | 14       | 2        | 0        | 168       | 93        | 28         |
| Lakeland Heat                        | 16        | 13       | 3        | 0        | 194       | 122       | 26         |
| Sylvan Lake Yettis                   | 16        | 12       | 3        | 1        | 176       | 103       | 25         |
| Red Deer Renegades                   | 16        | 10       | 6        | 0        | 157       | 128       | 20         |
| St. Albert Crude                     | 16        | 8        | 8        | 0        | 141       | 146       | 16         |
| Westlock Rock                        | 16        | 7        | 9        | 0        | 112       | 149       | 14         |
| Parkland Posse                       | 16        | 5        | 10       | 1        | 116       | 121       | 11         |
| Sherwood Park Titans                 | 16        | 2        | 14       | 0        | 96        | 170       | 4          |
| Edmonton Warriors                    | 16        | 0        | 16       | 0        | 84        | 212       | 0          |

| JUNIOR 'B' LEAGUE – TIER TWO (SOUTH) | <u>GP</u> | <u>W</u> | <u>L</u> | <u>T</u> | <u>GF</u> | <u>GA</u> | <u>PTS</u> |
|--------------------------------------|-----------|----------|----------|----------|-----------|-----------|------------|
| Cranbrook Blackwolves*               | 16        | 16       | 0        | 0        | 206       | 60        | 32         |
| Strathmore Venom                     | 16        | 13       | 3        | 0        | 186       | 87        | 26         |
| Calgary Wranglers                    | 16        | 10       | 5        | 1        | 162       | 119       | 21         |
| Rockyview Rage                       | 16        | 9        | 7        | 0        | 137       | 153       | 18         |
| Southern Alberta Chaos               | 16        | 8        | 8        | 0        | 157       | 152       | 16         |
| Calgary Bandits                      | 16        | 6        | 9        | 1        | 113       | 158       | 13         |
| Mountain View Stingers               | 16        | 5        | 11       | 0        | 143       | 147       | 10         |
| Calgary Axemen                       | 16        | 4        | 12       | 0        | 112       | 186       | 8          |
| High River Heat                      | 16        | 0        | 16       | 0        | 73        | 227       | 0          |

*Edmonton Warriors forfeited game to Westlock Rock 0-0 on May 28, 2023*

*Mountain View Stingers forfeited game to Blackwolves 0-0 on June 24, 2023*

*High River Heat forfeited game to Blackwolves 0-0 on July 8, 2023*

#### PLAYOFFS

Sylvan Lake Yettis defeated Westlock Rock 2 games to 0 (15-3, 14-6)

St. Albert Crude defeated Red Deer Renegades 2 games to 0 (9-8, 6-4)

Southern Alberta Chaos defeated Rockyview Rage 2 games to 1 (13-8, 8-9, 11-6)

Calgary Wranglers defeated Calgary Bandits 2 games to 0 (9-8, 14-0)

Lakeland Heat defeated Sylvan Lake Yettis 2 games to 0 (11-8, 13-9)

Lloydminster Xtreme defeated St. Albert Crude 2 games to 0 (10-5, 12-7)

Calgary Wranglers defeated Strathmore Venom 2 games to 1 (6-10, 9-6, 9-8)

Cranbrook Blackwolves defeated Southern Alberta Chaos 2 games to 0 (14-5, 8-4)

| PROVINCIALS ROUND-ROBIN | <u>GP</u> | <u>W</u> | <u>L</u> | <u>T</u> | <u>GF</u> | <u>GA</u> | <u>PTS</u> |
|-------------------------|-----------|----------|----------|----------|-----------|-----------|------------|
| Cranbrook Blackwolves   | 3         | 3        | 0        | 0        | 29        | 12        | 6          |
| Lakeland Heat           | 3         | 1        | 2        | 0        | 19        | 22        | 2          |
| Lloydminster Xtreme     | 3         | 1        | 2        | 0        | 17        | 21        | 2          |
| Calgary Wranglers       | 3         | 1        | 2        | 0        | 16        | 26        | 2          |

Cranbrook Blackwolves defeated Lakeland Heat 11-7



**ALBERTA SENIOR 'B' CHAMPIONS**

|      | <u>Champion</u>              | <u>Finalist</u>      |
|------|------------------------------|----------------------|
| 1995 | <b>Edmonton Miners</b>       |                      |
| 1996 | <b>Edmonton Miners</b>       |                      |
| 1997 | <b>Edmonton Miners</b>       |                      |
| 1998 | <b>Edmonton Miners</b>       |                      |
| 1999 | <b>Edmonton Miners</b>       |                      |
| 2000 | <b>Calgary Mountaineers</b>  | <i>no finalist</i>   |
| 2001 | <b>Edmonton Outlaws</b>      |                      |
| 2002 | <b>Edmonton Outlaws</b>      | Calgary Mountaineers |
| 2003 | <b>Edmonton Outlaws</b>      |                      |
| 2004 | <b>Edmonton Outlaws</b>      | Calgary Mountaineers |
| 2005 | <b>Sherwood Park Outlaws</b> | Airdrie Knights      |
| 2006 | <b>Sherwood Park Outlaws</b> | Airdrie Knights      |
| 2007 | <b>Sherwood Park Outlaws</b> | Airdrie Knights      |
| 2008 | <b>Sherwood Park Outlaws</b> | Airdrie Knights      |
| 2009 | <b>Okotoks Raiders</b>       | Calgary Knights      |
| 2010 | <b>St. Albert Miners</b>     | Okotoks Raiders      |
| 2011 | <b>St. Albert Miners</b>     | Calgary Knights      |
| 2012 | <b>Rockyview Knights</b>     | St. Albert Miners    |
| 2013 | <b>Calgary Mountaineers</b>  | Edmonton Outlaws     |
| 2014 | <b>St. Albert Miners</b>     | Calgary Mountaineers |
| 2015 | <b>Rockyview Knights</b>     | St. Albert Miners    |
| 2016 | <b>St. Albert Miners</b>     | Calgary Mountaineers |
| 2017 | <b>St. Albert Miners</b>     | Rockyview Knights    |
| 2018 | <b>St. Albert Miners</b>     | Calgary Mountaineers |
| 2019 | <b>St. Albert Miners</b>     | Calgary Mountaineers |
| 2020 | <i>no decision</i>           |                      |
| 2021 | <i>no decision</i>           |                      |
| 2022 | <b>St. Albert Miners</b>     | Calgary Mountaineers |
| 2023 | <b>Edmonton Miners</b>       | Calgary Mountaineers |

**ALBERTA SENIOR 'C' CHAMPIONS**

|      | <u>Champion</u>               | <u>Finalist</u>        |
|------|-------------------------------|------------------------|
| 2011 | <b>Red Deer Silverbacks</b>   | Calgary Irish          |
| 2012 | <b>Calgary Irish</b>          | Red Deer Silverbacks   |
| 2013 | <b>Blackfalds Silverbacks</b> | Okotoks Erratic        |
| 2014 | <b>Blackfalds Silverbacks</b> | Okotoks Erratic        |
| 2015 | <b>Blackfalds Silverbacks</b> | Airdrie Mohawks        |
| 2016 | <b>Airdrie Mohawks</b>        | Blackfalds Silverbacks |
| 2017 | <b>Airdrie Mohawks</b>        | Vermilion Rage         |
| 2018 | <b>Airdrie Mohawks</b>        | Edmonton Warriors      |
| 2019 | <b>Airdrie Mohawks</b>        | Edmonton Warriors      |
| 2020 | <i>no decision</i>            |                        |
| 2021 | <i>no decision</i>            |                        |
| 2022 | <b>Airdrie Mohawks</b>        | Edmonton Warriors      |
| 2023 | <b>Airdrie Mohawks</b>        | Edmonton Warriors      |

**ALBERTA JUNIOR 'A' CHAMPIONS**

|      | <u>Champion</u>                | <u>Finalist</u>      |
|------|--------------------------------|----------------------|
| 2003 | <b>Edmonton Miners</b>         |                      |
| 2004 | <b>Edmonton Miners</b>         | Calgary Raiders      |
| 2005 | <b>Calgary Raiders</b>         | Edmonton Miners      |
| 2006 | <b>Edmonton Miners</b>         | Calgary Raiders      |
| 2007 | <b>Edmonton Miners</b>         | Edmonton Eclipse     |
| 2008 | <b>Edmonton Miners</b>         |                      |
| 2009 | <b>Edmonton Eclipse</b>        |                      |
| 2010 | <b>Calgary Raiders</b>         | Calgary Mountaineers |
| 2011 | <b>Okotoks Raiders</b>         | Edmonton Eclipse     |
| 2012 | <b>Calgary Mountaineers</b>    | Calgary Raiders      |
| 2013 | <b>Okotoks Raiders</b>         | Calgary Mountaineers |
| 2014 | <b>Calgary Mountaineers</b>    | Okotoks Raiders      |
| 2015 | <b>Calgary Raiders</b>         | Calgary Mountaineers |
| 2016 | <b>Calgary Mountaineers</b>    | Calgary Raiders      |
| 2017 | <b>Calgary Raiders</b>         | Calgary Mountaineers |
| 2018 | <b>Calgary Raiders</b>         | Calgary Mountaineers |
| 2019 | <b>Calgary-Okotoks Raiders</b> | Calgary Mountaineers |
| 2020 | <i>no decision</i>             |                      |
| 2021 | <i>no decision</i>             |                      |
| 2022 | <b>Edmonton Miners</b>         | Calgary Mountaineers |
| 2023 | <b>Edmonton Miners</b>         | Calgary Mountaineers |

**ALBERTA JUNIOR 'B' TIER ONE CHAMPIONS**

|      | <u>Champion</u>                    | <u>Finalist</u>             |
|------|------------------------------------|-----------------------------|
| 1995 | <b>Edmonton Miners</b>             |                             |
| 1996 | <b>Edmonton Miners</b>             |                             |
| 1997 | <b>Edmonton Miners</b>             |                             |
| 1998 | <b>Edmonton Miners</b>             |                             |
| 1999 | <b>Edmonton Miners</b>             |                             |
| 2000 | <b>Calgary Junior Mountaineers</b> | Edmonton Miners             |
| 2001 | <b>Edmonton Miners</b>             | Calgary Junior Mountaineers |
| 2002 | <b>Edmonton Miners</b>             | Edmonton Warriors           |
| 2003 |                                    |                             |
| 2004 |                                    |                             |
| 2005 | <b>Edmonton Warriors</b>           | Sherwood Park Titans        |
| 2006 | <b>Edmonton Warriors</b>           | Rockyview Silvertips        |
| 2007 | <b>Calgary Mountaineers</b>        | Red Deer Rampage            |
| 2008 | <b>Calgary Mountaineers</b>        |                             |
| 2009 | <b>Calgary Mountaineers</b>        |                             |
| 2010 | <b>Calgary Mountaineers</b>        | Saskatchewan Swat           |
| 2011 | <b>Calgary Mountaineers</b>        | Edmonton Warriors           |
| 2012 | <b>Calgary Mountaineers</b>        | Sherwood Park Titans        |
| 2013 | <b>Calgary Mountaineers</b>        | St. Albert NAMLC Crude      |
| 2014 | <b>Red Deer Rampage</b>            | Calgary Chill               |
| 2015 | <b>Saskatchewan Swat</b>           | Manitoba Blizzard           |
| 2016 | <b>Manitoba Blizzard</b>           | Calgary Chill               |
| 2017 | <b>Manitoba Blizzard</b>           | Red Deer Rampage            |
| 2018 | <b>Calgary Shamrocks</b>           | Red Deer Rampage            |
| 2019 | <b>Calgary Shamrocks</b>           | Fort Saskatchewan Rebels    |
| 2020 | <i>no decision</i>                 |                             |
| 2021 | <i>no decision</i>                 |                             |
| 2022 | <b>Edmonton Warriors</b>           | Calgary Shamrocks           |
| 2023 | <b>Edmonton Warriors</b>           | Winnipeg Blizzard           |

### ALBERTA JUNIOR 'B' – TIER TWO CHAMPIONS

|      | <u>Champion</u>                 | <u>Finalist</u>          |
|------|---------------------------------|--------------------------|
| 2000 | <b>Edmonton Warriors</b>        |                          |
| 2001 | <b>Edmonton Warriors</b>        |                          |
| 2002 | <b>Sherwood Park Titans</b>     |                          |
| 2007 | <b>Fort Saskatchewan Rebels</b> | Medicine Hat Sun Devils  |
| 2008 |                                 |                          |
| 2009 |                                 |                          |
| 2010 | <b>Medicine Hat Sun Devils</b>  | North Edmonton Wizards   |
| 2011 | <b>Edmonton Wizards</b>         | Medicine Hat Sun Devils  |
| 2012 | <b>Vermillion Roar</b>          | Lethbridge Barracudas    |
| 2013 | <b>Medicine Hat Sun Devils</b>  | Westlock Rock            |
| 2014 | <b>Lethbridge Barracudas</b>    | Fort Saskatchewan Rebels |
| 2015 | <b>Fort Saskatchewan Rebels</b> | Medicine Hat Sun Devils  |
| 2016 | <b>Olds Mavericks</b>           | Lethbridge Barracudas    |
| 2017 | <b>Lethbridge Barracudas</b>    | Lakeland Heat            |
| 2018 | <b>Lloydminster Xtreme</b>      | High River Heat          |
| 2019 | <b>Sylvan Lake Yettis</b>       | Sherwood Park Titans     |
| 2020 | <i>no decision</i>              |                          |
| 2021 | <i>no decision</i>              |                          |
| 2022 | <b>Cranbrook Outlaws</b>        | Lloydminster Xtreme      |
| 2023 | <b>Cranbrook Blackwolves</b>    | Lakeland Heat            |

### ALBERTA JUNIOR 'B' – TIER THREE CHAMPIONS

|      | <u>Champion</u>                                | <u>Finalist</u>            |
|------|--|----------------------------|
| 2010 | <b>Strathmore Venom</b>                        | Grande Prairie Thrashers   |
| 2011 | <b>High River Heat</b>                         | Crowsnest Pass Ravens      |
| 2012 | <b>High River Heat</b>                         | Brooks Drillers            |
| 2013 | <b>Medicine Hat Sun Devils</b>                 | High River Heat            |
| 2014 | <b>Crowsnest Pass Ravens</b>                   | Olds Stingers              |
| 2015 | <b>Olds Mavericks</b>                          | Olds Stingers              |
| 2016 | <b>High River Heat</b>                         | Brooks Drillers            |
| 2017 | <b>Olds Stingers</b>                           | Brooks Drillers            |
| 2018 | <b>West Kootenay Timberwolves</b>              | Cranbrook Elite            |
| 2019 | <b>Cranbrook Outlaws</b>                       | West Kootenay Timberwolves |
| 2020 | <i>no decision</i>                             |                            |
| 2021 | <i>no decision</i>                             |                            |
| 2022 | <i>merged with Alberta Junior 'B' Tier Two</i> |                            |



## ROCKY MOUNTAIN LACROSSE LEAGUE SENIOR 'B' LEAGUE CLUBS

### Calgary Knights / ROCKYVIEW KNIGHTS

|             |                          | <u>GP</u> | <u>W</u>  | <u>L</u> | <u>T</u> | <u>GF</u>  | <u>GA</u>  | <u>PTS</u> |
|-------------|--------------------------|-----------|-----------|----------|----------|------------|------------|------------|
| 2009        | Calgary Knights          | 18        | 10        | 8        | 0        | 190        | 144        | 20         |
| 2010        | Calgary Knights          | 18        | 9         | 9        | 0        | 153        | 168        | 18         |
| 2011        | Calgary Knights          | 18        | 8         | 10       | 0        | 146        | 140        | 16         |
| <b>2012</b> | <b>Rockyview Knights</b> | <b>16</b> | <b>13</b> | <b>3</b> | <b>0</b> | <b>152</b> | <b>128</b> | <b>26</b>  |
| 2013        | Rockyview Knights        | 16        | 13        | 3        | 0        | 147        | 112        | 26         |
| 2014        | Rockyview Knights        | 16        | 8         | 6        | 2        | 157        | 122        | 18         |
| <b>2015</b> | <b>Rockyview Knights</b> | <b>16</b> | <b>14</b> | <b>2</b> | <b>0</b> | <b>162</b> | <b>102</b> | <b>28</b>  |
| 2016        | Rockyview Knights        | 16        | 11        | 3        | 2        | 211        | 105        | 24         |
| 2017        | Rockyview Knights        | 18        | 13        | 5        | 0        | 196        | 133        | 26         |
| 2018        | Rockyview Knights        | 18        | 13        | 5        | 0        | 170        | 141        | 26         |
| 2019        | Rockyview Knights        | 16        | 9         | 7        | 0        | 114        | 121        | 18         |
| 2020        | <i>season cancelled</i>  |           |           |          |          |            |            |            |
| 2021        | Rockyview Knights        | 10        | 3         | 7        | 0        | 61         | 82         | 6          |
| 2022        | Rockyview Knights        | 12        | 4         | 8        | 0        | 83         | 107        | 8          |
| 2023        | Rockyview Knights        | 14        | 6         | 8        | 0        | 131        | 146        | 12         |

### CALGARY MOUNTAINEERS

|             |                             | <u>GP</u> | <u>W</u>  | <u>L</u> | <u>T</u> | <u>GF</u>  | <u>GA</u>  | <u>PTS</u> |
|-------------|-----------------------------|-----------|-----------|----------|----------|------------|------------|------------|
| 2009        | Calgary Mountaineers        | 18        | 1         | 16       | 1        | 118        | 258        | 3          |
| 2010        | Calgary Mountaineers        | 18        | 2         | 14       | 2        | 122        | 204        | 6          |
| 2011        | Calgary Mountaineers        | 18        | 5         | 13       | 0        | 117        | 181        | 10         |
| 2012        | Calgary Mountaineers        | 16        | 6         | 10       | 0        | 129        | 143        | 12         |
| <b>2013</b> | <b>Calgary Mountaineers</b> | <b>16</b> | <b>10</b> | <b>6</b> | <b>0</b> | <b>148</b> | <b>108</b> | <b>20</b>  |
| 2014        | Calgary Mountaineers        | 16        | 8         | 6        | 2        | 141        | 137        | 18         |
| 2015        | Calgary Mountaineers        | 16        | 6         | 10       | 0        | 122        | 138        | 12         |
| 2016        | Calgary Mountaineers        | 16        | 8         | 6        | 2        | 152        | 98         | 18         |
| 2017        | Calgary Mountaineers        | 18        | 11        | 7        | 0        | 167        | 134        | 22         |
| 2018        | Calgary Mountaineers        | 18        | 11        | 7        | 0        | 162        | 123        | 22         |
| 2019        | Calgary Mountaineers        | 16        | 10        | 6        | 0        | 151        | 102        | 20         |
| 2020        | <i>season cancelled</i>     |           |           |          |          |            |            |            |
| 2021        | Calgary Mountaineers        | 8         | 3         | 5        | 0        | 68         | 66         | 6          |
| 2022        | Calgary Mountaineers        | 12        | 7         | 5        | 0        | 109        | 100        | 14         |
| 2023        | Calgary Mountaineers        | 14        | 12        | 2        | 0        | 143        | 112        | 24         |

### Edmonton Miners / St. Albert Miners / EDMONTON MINERS

|             |                          | <u>GP</u> | <u>W</u>  | <u>L</u> | <u>T</u> | <u>GF</u>  | <u>GA</u>  | <u>PTS</u> |
|-------------|--------------------------|-----------|-----------|----------|----------|------------|------------|------------|
| 2009        | Edmonton Miners          | 18        | 2         | 16       | 0        | 142        | 289        | 4          |
| <b>2010</b> | <b>St. Albert Miners</b> | <b>18</b> | <b>14</b> | <b>4</b> | <b>0</b> | <b>200</b> | <b>146</b> | <b>28</b>  |
| <b>2011</b> | <b>St. Albert Miners</b> | <b>18</b> | <b>12</b> | <b>5</b> | <b>1</b> | <b>198</b> | <b>137</b> | <b>25</b>  |
| 2012        | St. Albert Miners        | 16        | 9         | 6        | 1        | 163        | 138        | 19         |
| 2013        | St. Albert Miners        | 16        | 11        | 5        | 0        | 159        | 129        | 22         |
| <b>2014</b> | <b>St. Albert Miners</b> | <b>16</b> | <b>16</b> | <b>0</b> | <b>0</b> | <b>204</b> | <b>93</b>  | <b>32</b>  |
| 2015        | St. Albert Miners        | 16        | 13        | 3        | 0        | 179        | 109        | 26         |
| <b>2016</b> | <b>St. Albert Miners</b> | <b>16</b> | <b>15</b> | <b>0</b> | <b>1</b> | <b>181</b> | <b>68</b>  | <b>31</b>  |
| <b>2017</b> | <b>St. Albert Miners</b> | <b>18</b> | <b>18</b> | <b>0</b> | <b>0</b> | <b>251</b> | <b>104</b> | <b>36</b>  |
| <b>2018</b> | <b>St. Albert Miners</b> | <b>18</b> | <b>16</b> | <b>1</b> | <b>1</b> | <b>240</b> | <b>107</b> | <b>33</b>  |
| <b>2019</b> | <b>St. Albert Miners</b> | <b>16</b> | <b>15</b> | <b>1</b> | <b>0</b> | <b>182</b> | <b>92</b>  | <b>30</b>  |
| 2020        | <i>season cancelled</i>  |           |           |          |          |            |            |            |
| 2021        | St. Albert Miners        | 10        | 10        | 0        | 0        | 108        | 54         | 20         |
| <b>2022</b> | <b>St. Albert Miners</b> | <b>12</b> | <b>10</b> | <b>1</b> | <b>1</b> | <b>130</b> | <b>74</b>  | <b>21</b>  |
| <b>2023</b> | <b>Edmonton Miners</b>   | <b>14</b> | <b>10</b> | <b>3</b> | <b>1</b> | <b>170</b> | <b>102</b> | <b>21</b>  |

**Edmonton Outlaws / Shewrwood Park Outlaws / BEAUMONT OUTLAWS**

|      |                         | <u>GP</u> | <u>W</u> | <u>L</u> | <u>T</u> | <u>GF</u> | <u>GA</u> | <u>PTS</u> |
|------|-------------------------|-----------|----------|----------|----------|-----------|-----------|------------|
| 2009 | Edmonton Outlaws        | 18        | 7        | 10       | 1        | 180       | 194       | 15         |
| 2010 | Edmonton Outlaws        | 18        | 5        | 13       | 0        | 158       | 193       | 10         |
| 2011 | Edmonton Outlaws        | 18        | 10       | 7        | 1        | 163       | 158       | 21         |
| 2012 | Edmonton Outlaws        | 16        | 3        | 12       | 1        | 114       | 161       | 7          |
| 2013 | Edmonton Outlaws        | 16        | 7        | 8        | 1        | 144       | 141       | 15         |
| 2014 | Edmonton Outlaws        | 16        | 7        | 9        | 0        | 165       | 148       | 14         |
| 2015 | Sherwood Park Outlaws   | 16        | 5        | 11       | 0        | 104       | 142       | 10         |
| 2016 | Beaumont Outlaws        | 16        | 4        | 13       | 0        | 94        | 139       | 8          |
| 2017 | Beaumont Outlaws        | 18        | 3        | 15       | 0        | 127       | 200       | 6          |
| 2018 | Beaumont Outlaws        | 18        | 8        | 9        | 1        | 159       | 152       | 17         |
| 2019 | Beaumont Outlaws        | 16        | 7        | 9        | 0        | 128       | 132       | 14         |
| 2020 | <i>season cancelled</i> |           |          |          |          |           |           |            |
| 2021 | Beaumont Outlaws        | 8         | 2        | 6        | 0        | 44        | 79        | 4          |
| 2022 | Beaumont Outlaws        | 12        | 1        | 11       | 0        | 59        | 118       | 2          |
| 2023 | Beaumont Outlaws        | 14        | 2        | 10       | 2        | 122       | 150       | 6          |

**Okotoks Raiders / Calgary Raiders**

|             |                         | <u>GP</u> | <u>W</u>  | <u>L</u> | <u>T</u> | <u>GF</u>  | <u>GA</u>  | <u>PTS</u> |
|-------------|-------------------------|-----------|-----------|----------|----------|------------|------------|------------|
| <b>2009</b> | <b>Okotoks Raiders</b>  | <b>18</b> | <b>15</b> | <b>3</b> | <b>0</b> | <b>217</b> | <b>115</b> | <b>30</b>  |
| 2010        | Okotoks Raiders         | 18        | 13        | 5        | 0        | 191        | 133        | 26         |
| 2011        | Okotoks Raiders         | 18        | 13        | 5        | 0        | 175        | 129        | 26         |
| 2012        | Okotoks Raiders         | 16        | 5         | 11       | 0        | 121        | 139        | 10         |
| 2013        | Okotoks Raiders         | 16        | 3         | 12       | 1        | 84         | 118        | 7          |
| 2014        | Okotoks Raiders         | 16        | 7         | 9        | 0        | 147        | 149        | 14         |
| 2015        | Calgary Raiders         | 16        | 6         | 10       | 0        | 123        | 139        | 12         |
| 2016        | Calgary Raiders         | 16        | 0         | 17       | 0        | 39         | 267        | 0          |
| 2017        | Calgary Raiders         | 18        | 2         | 17       | 0        | 89         | 216        | 4          |
| 2018        | Calgary Raiders         | 18        | 3         | 15       | 0        | 89         | 207        | 6          |
| 2019        | Calgary Raiders         | 16        | 1         | 15       | 0        | 70         | 194        | 2          |
| 2020        | <i>season cancelled</i> |           |           |          |          |            |            |            |

**Spruce Grove Slash / Edmonton Warriors / FORT SASKATCHEWAN REBELS**

|      |                             | <u>GP</u> | <u>W</u> | <u>L</u> | <u>T</u> | <u>GF</u> | <u>GA</u> | <u>PTS</u> |
|------|-----------------------------|-----------|----------|----------|----------|-----------|-----------|------------|
| 2009 | Spruce Grove Slash          | 18        | 10       | 8        | 0        | 181       | 155       | 20         |
| 2010 | Spruce Grove Slash          | 18        | 5        | 11       | 2        | 171       | 196       | 12         |
| 2011 | Spruce Grove Slash          | 18        | 2        | 14       | 2        | 129       | 197       | 6          |
| 2012 | Spruce Grove Slash          | 16        | 11       | 5        | 0        | 166       | 136       | 22         |
| 2013 | Spruce Grove Slash          | 16        | 3        | 13       | 0        | 94        | 168       | 6          |
| 2014 | Spruce Grove Slash          | 16        | 0        | 16       | 0        | 85        | 250       | 0          |
| 2015 | Edmonton Warriors           | 16        | 4        | 12       | 0        | 121       | 181       | 8          |
| 2016 | Edmonton Warriors           | 16        | 7        | 8        | 1        | 125       | 125       | 15         |
| 2017 | Edmonton Warriors           | 18        | 12       | 6        | 0        | 159       | 130       | 24         |
| 2018 | Edmonton Warriors           | 18        | 9        | 7        | 2        | 162       | 137       | 20         |
| 2019 | Edmonton Warriors           | 16        | 6        | 10       | 0        | 110       | 114       | 12         |
| 2020 | <i>season cancelled</i>     |           |          |          |          |           |           |            |
| 2021 | <i>suspended operations</i> |           |          |          |          |           |           |            |
| 2022 | Fort Saskatchewan Rebels    | 12        | 7        | 4        | 1        | 110       | 92        | 15         |
| 2023 | Fort Saskatchewan Rebels    | 14        | 3        | 10       | 1        | 108       | 164       | 7          |

**Blackfalds Silverbacks**

|      |                        | <u>GP</u> | <u>W</u> | <u>L</u> | <u>T</u> | <u>GF</u> | <u>GA</u> | <u>PTS</u> |
|------|------------------------|-----------|----------|----------|----------|-----------|-----------|------------|
| 2017 | Blackfalds Silverbacks | 18        | 4        | 14       | 0        | 139       | 211       | 8          |
| 2018 | Blackfalds Silverbacks | 18        | 1        | 19       | 0        | 87        | 202       | 2          |

## ROCKY MOUNTAIN LACROSSE LEAGUE SENIOR 'C' LEAGUE CLUBS

### CALGARY IRISH

|             |                         | <u>GP</u> | <u>W</u>  | <u>L</u> | <u>T</u> | <u>GF</u>  | <u>GA</u> | <u>PTS</u> |
|-------------|-------------------------|-----------|-----------|----------|----------|------------|-----------|------------|
| 2010        | Calgary Irish           | 6         | 6         | 0        | 0        | 110        | 48        | 12         |
| 2011        | Calgary Irish           | 12        | 7         | 5        | 0        | 143        | 106       | 14         |
| <b>2012</b> | <b>Calgary Irish</b>    | <b>14</b> | <b>11</b> | <b>3</b> | <b>0</b> | <b>182</b> | <b>75</b> | <b>22</b>  |
| 2013        | Calgary Irish           | 14        | 11        | 2        | 1        | 187        | 120       | 23         |
| 2014        | Calgary Irish           | 15        | 9         | 6        | 0        | 148        | 132       | 18         |
| 2015        | Calgary Irish           | 12        | 5         | 7        | 0        | 104        | 116       | 10         |
| 2016        | Calgary Irish           | 12        | 2         | 10       | 0        | 100        | 140       | 4          |
| 2017        | Calgary Irish           | 15        | 3         | 11       | 1        | 117        | 158       | 7          |
| 2018        | Calgary Irish           | 15        | 6         | 9        | 0        | 99         | 142       | 12         |
| 2019        | Calgary Irish           | 15        | 9         | 5        | 1        | 119        | 94        | 19         |
| 2020        | <i>season cancelled</i> |           |           |          |          |            |           |            |
| 2021        | Calgary Irish           | 9         | 3         | 6        | 0        | 53         | 84        | 6          |
| 2022        | Calgary Irish           | 12        | 3         | 9        | 0        | 93         | 122       | 6          |
| 2023        | Calgary Irish           | 14        | 0         | 14       | 0        | 72         | 153       | 0          |

### Edmonton-Spruce Grove Tomahawks / EDMONTON WARRIORS

|      |                                 | <u>GP</u> | <u>W</u> | <u>L</u> | <u>T</u> | <u>GF</u> | <u>GA</u> | <u>PTS</u> |
|------|---------------------------------|-----------|----------|----------|----------|-----------|-----------|------------|
| 2010 | Edmonton-Spruce Grove Tomahawks | 2         | 0        | 2        | 0        | 13        | 26        | 0          |
| 2011 | Edmonton-Spruce Grove Tomahawks | 12        | 2        | 10       | 0        | 86        | 165       | 4          |
| 2012 | Edmonton-Spruce Grove Tomahawks | 14        | 1        | 13       | 0        | 66        | 181       | 2          |
| 2013 | Edmonton-Spruce Grove Tomahawks | 14        | 0        | 14       | 0        | 65        | 157       | 0          |
| 2014 | Edmonton-Spruce Grove Tomahawks | 14        | 3        | 11       | 0        | 143       | 211       | 6          |
| 2015 | Edmonton Warriors               | 12        | 1        | 11       | 0        | 57        | 80        | 2          |
| 2016 | Edmonton Warriors               | 12        | 7        | 5        | 0        | 103       | 104       | 14         |
| 2017 | Edmonton Warriors               | 15        | 8        | 6        | 1        | 158       | 131       | 17         |
| 2018 | Edmonton Warriors               | 15        | 10       | 4        | 1        | 166       | 115       | 21         |
| 2019 | Edmonton Warriors               | 16        | 10       | 6        | 0        | 211       | 101       | 20         |
| 2020 | <i>season cancelled</i>         |           |          |          |          |           |           |            |
| 2021 | Edmonton Warriors               | 4         | 1        | 3        | 0        | 33        | 32        | 2          |
| 2022 | Edmonton Warriors               | 12        | 10       | 2        | 0        | 135       | 90        | 20         |
| 2023 | Edmonton Warriors               | 14        | 11       | 2        | 1        | 151       | 104       | 23         |

### Okotoks Raiders / Okotoks Rock / Okotoks Erratic

|      |                         | <u>GP</u> | <u>W</u> | <u>L</u> | <u>T</u> | <u>GF</u> | <u>GA</u> | <u>PTS</u> |
|------|-------------------------|-----------|----------|----------|----------|-----------|-----------|------------|
| 2010 | Okotoks Raiders         | 6         | 1        | 5        | 0        | 52        | 101       | 2          |
| 2011 | Okotoks Rock            | 12        | 1        | 11       | 0        | 59        | 185       | 2          |
| 2012 | Okotoks Erratic         | 14        | 3        | 11       | 0        | 102       | 178       | 6          |
| 2013 | Okotoks Erratic         | 14        | 7        | 6        | 1        | 104       | 130       | 15         |
| 2014 | Okotoks Erratic         | 15        | 11       | 4        | 0        | 169       | 123       | 22         |
| 2015 | Okotoks Erratic         | 12        | 10       | 2        | 0        | 109       | 89        | 20         |
| 2016 | Okotoks Erratic         | 12        | 5        | 7        | 0        | 94        | 120       | 10         |
| 2017 | Okotoks Erratic         | 15        | 6        | 8        | 1        | 145       | 165       | 13         |
| 2018 | Okotoks Erratic         | 15        | 9        | 6        | 0        | 148       | 137       | 18         |
| 2019 | Okotoks Erratic         | 15        | 5        | 9        | 1        | 92        | 140       | 11         |
| 2020 | <i>season cancelled</i> |           |          |          |          |           |           |            |

### Lethbridge Pioneers

|      |                     | <u>GP</u> | <u>W</u> | <u>L</u> | <u>T</u> | <u>GF</u> | <u>GA</u> | <u>PTS</u> |
|------|---------------------|-----------|----------|----------|----------|-----------|-----------|------------|
| 2011 | Lethbridge Pioneers | 12        | 9        | 3        | 0        | 139       | 89        | 18         |
| 2012 | Lethbridge Pioneers | 14        | 9        | 5        | 0        | 165       | 115       | 18         |
| 2013 | Lethbridge Pioneers | 14        | 6        | 7        | 1        | 136       | 145       | 13         |
| 2014 | Lethbridge Pioneers | 15        | 4        | 11       | 0        | 97        | 182       | 8          |
| 2015 | Lethbridge Pioneers | 12        | 1        | 11       | 0        | 93        | 132       | 2          |
| 2016 | Lethbridge Pioneers | 12        | 5        | 7        | 0        | 118       | 119       | 10         |
| 2017 | Lethbridge Pioneers | 15        | 7        | 8        | 0        | 133       | 155       | 14         |
| 2018 | Lethbridge Pioneers | 15        | 4        | 11       | 0        | 131       | 179       | 8          |
| 2019 | Lethbridge Pioneers | 0         | 0        | 0        | 0        | 0         | 0         | 0          |

**Red Deer Silberbacks / BLACKFALDS SILVERBACKS**

|             |                               | <u>GP</u> | <u>W</u>  | <u>L</u> | <u>T</u> | <u>GF</u>  | <u>GA</u>  | <u>PTS</u> |
|-------------|-------------------------------|-----------|-----------|----------|----------|------------|------------|------------|
| <b>2011</b> | <b>Red Deer Silberbacks</b>   | <b>12</b> | <b>11</b> | <b>1</b> | <b>0</b> | <b>183</b> | <b>65</b>  | <b>22</b>  |
| 2012        | Red Deer Silberbacks          | 14        | 10        | 4        | 0        | 158        | 94         | 20         |
| <b>2013</b> | <b>Blackfalds Silverbacks</b> | <b>14</b> | <b>11</b> | <b>2</b> | <b>1</b> | <b>180</b> | <b>90</b>  | <b>23</b>  |
| <b>2014</b> | <b>Blackfalds Silverbacks</b> | <b>14</b> | <b>11</b> | <b>3</b> | <b>0</b> | <b>173</b> | <b>112</b> | <b>22</b>  |
| <b>2015</b> | <b>Blackfalds Silverbacks</b> | <b>12</b> | <b>12</b> | <b>0</b> | <b>0</b> | <b>188</b> | <b>44</b>  | <b>24</b>  |
| 2016        | Blackfalds Silverbacks        | 12        | 11        | 1        | 0        | 195        | 74         | 22         |
| 2017        | Blackfalds Silverbacks        | 15        | 7         | 6        | 2        | 176        | 134        | 16         |
| 2018        | Blackfalds Silverbacks        | 15        | 11        | 3        | 1        | 204        | 123        | 23         |
| 2019        | Blackfalds Silverbacks        | 16        | 10        | 6        | 0        | 207        | 128        | 20         |
| 2020        | <i>season cancelled</i>       |           |           |          |          |            |            |            |
| 2021        | Blackfalds Silverbacks        | 3         | 1         | 2        | 0        | 20         | 34         | 2          |
| 2022        | Blackfalds Silverbacks        | 12        | 8         | 4        | 0        | 156        | 116        | 16         |
| 2023        | Blackfalds Silverbacks        | 14        | 4         | 8        | 2        | 133        | 150        | 10         |

**Vermilion Rage / LLOYDMINSTER BORDER RAGE**

|      |                          | <u>GP</u> | <u>W</u> | <u>L</u> | <u>T</u> | <u>GF</u> | <u>GA</u> | <u>PTS</u> |
|------|--------------------------|-----------|----------|----------|----------|-----------|-----------|------------|
| 2012 | Vermilion Rage           | 14        | 8        | 6        | 0        | 117       | 147       | 16         |
| 2013 | Vermilion Rage           | 14        | 5        | 9        | 0        | 122       | 152       | 10         |
| 2014 | Vermilion Rage           | 14        | 6        | 8        | 0        | 152       | 136       | 12         |
| 2015 | Vermilion Rage           | 12        | 8        | 4        | 0        | 102       | 88        | 16         |
| 2016 | Vermilion Rage           | 12        | 4        | 8        | 0        | 116       | 128       | 8          |
| 2017 | Vermilion Rage           | 15        | 10       | 4        | 1        | 142       | 133       | 21         |
| 2018 | Vermilion Rage           | 15        | 2        | 13       | 0        | 84        | 186       | 4          |
| 2019 | Lloydminster Border Rage | 16        | 8        | 8        | 0        | 133       | 199       | 16         |
| 2020 | <i>season cancelled</i>  |           |          |          |          |           |           |            |
| 2021 | Lloydminster Border Rage | 1         | 1        | 0        | 0        | 9         | 8         | 2          |
| 2022 | Lloydminster Border Rage | 12        | 2        | 10       | 0        | 94        | 146       | 4          |
| 2023 | Lloydminster Border Rage | 14        | 6        | 8        | 0        | 126       | 167       | 12         |

**AIRDRIE MOHAWKS**

|             |                         | <u>GP</u> | <u>W</u>  | <u>L</u> | <u>T</u> | <u>GF</u>  | <u>GA</u> | <u>PTS</u> |
|-------------|-------------------------|-----------|-----------|----------|----------|------------|-----------|------------|
| 2014        | Airdrie Mohawks         | 15        | 7         | 8        | 0        | 163        | 149       | 14         |
| 2015        | Airdrie Mohawks         | 12        | 8         | 4        | 0        | 133        | 102       | 16         |
| <b>2016</b> | <b>Airdrie Mohawks</b>  | <b>12</b> | <b>12</b> | <b>0</b> | <b>0</b> | <b>150</b> | <b>83</b> | <b>24</b>  |
| <b>2017</b> | <b>Airdrie Mohawks</b>  | <b>15</b> | <b>15</b> | <b>0</b> | <b>0</b> | <b>230</b> | <b>90</b> | <b>30</b>  |
| <b>2018</b> | <b>Airdrie Mohawks</b>  | <b>15</b> | <b>15</b> | <b>0</b> | <b>0</b> | <b>220</b> | <b>87</b> | <b>30</b>  |
| <b>2019</b> | <b>Airdrie Mohawks</b>  | <b>15</b> | <b>15</b> | <b>0</b> | <b>0</b> | <b>218</b> | <b>58</b> | <b>30</b>  |
| 2020        | <i>season cancelled</i> |           |           |          |          |            |           |            |
| 2021        | Airdrie Mohawks         | 8         | 7         | 1        | 0        | 93         | 42        | 14         |
| <b>2022</b> | <b>Airdrie Mohawks</b>  | <b>12</b> | <b>11</b> | <b>1</b> | <b>0</b> | <b>136</b> | <b>67</b> | <b>22</b>  |
| <b>2023</b> | <b>Airdrie Mohawks</b>  | <b>14</b> | <b>12</b> | <b>2</b> | <b>0</b> | <b>151</b> | <b>67</b> | <b>24</b>  |

**Grande Prairie Thrashers / Grande Prairie Chiefs**

|      |                          | <u>GP</u> | <u>W</u> | <u>L</u> | <u>T</u> | <u>GF</u> | <u>GA</u> | <u>PTS</u> |
|------|--------------------------|-----------|----------|----------|----------|-----------|-----------|------------|
| 2015 | Grande Prairie Thrashers | 12        | 3        | 9        | 0        | 51        | 186       | 6          |
| 2016 | Grande Prairie Chiefs    | 12        | 2        | 10       | 0        | 87        | 195       | 4          |
| 2017 | Grande Prairie Chiefs    | 15        | 1        | 14       | 0        | 73        | 208       | 2          |

**ST. ALBERT MINERS**

|      |                             | <u>GP</u> | <u>W</u> | <u>L</u> | <u>T</u> | <u>GF</u> | <u>GA</u> | <u>PTS</u> |
|------|-----------------------------|-----------|----------|----------|----------|-----------|-----------|------------|
| 2018 | St. Albert Miners           | 15        | 2        | 13       | 0        | 113       | 196       | 4          |
| 2019 | St. Albert Miners           | 16        | 2        | 14       | 0        | 111       | 251       | 4          |
| 2020 | <i>season cancelled</i>     |           |          |          |          |           |           |            |
| 2021 | <i>suspended operations</i> |           |          |          |          |           |           |            |
| 2022 | St. Albert Miners           | 12        | 4        | 8        | 0        | 112       | 145       | 8          |
| 2023 | St. Albert Miners           | 14        | 3        | 10       | 1        | 137       | 170       | 7          |

## OLDS STINGERS

|      |                         | <u>GP</u> | <u>W</u> | <u>L</u> | <u>T</u> | <u>GF</u> | <u>GA</u> | <u>PTS</u> |
|------|-------------------------|-----------|----------|----------|----------|-----------|-----------|------------|
| 2019 | Olds Stingers           | 15        | 2        | 13       | 0        | 76        | 196       | 4          |
| 2020 | <i>season cancelled</i> |           |          |          |          |           |           |            |
| 2021 | Olds Stingers           | 5         | 2        | 3        | 0        | 45        | 53        | 4          |
| 2022 | Olds Stingers           | 12        | 6        | 6        | 0        | 112       | 109       | 12         |
| 2023 | Olds Stingers           | 14        | 6        | 7        | 1        | 122       | 120       | 13         |

## CALGARY BEARS

|      |               | <u>GP</u> | <u>W</u> | <u>L</u> | <u>T</u> | <u>GF</u> | <u>GA</u> | <u>PTS</u> |
|------|---------------|-----------|----------|----------|----------|-----------|-----------|------------|
| 2022 | Calgary Bears | 12        | 4        | 8        | 0        | 93        | 136       | 8          |
| 2023 | Calgary Bears | 14        | 11       | 2        | 1        | 115       | 76        | 23         |

## ROCKY MOUNTAIN LACROSSE LEAGUE JUNIOR 'A' LEAGUE CLUBS

### CALGARY MOUNTAINEERS

|             |                             | <u>GP</u> | <u>W</u>  | <u>L</u> | <u>T</u> | <u>OL</u> | <u>GF</u>  | <u>GA</u>  | <u>PTS</u> |
|-------------|-----------------------------|-----------|-----------|----------|----------|-----------|------------|------------|------------|
| 2009        | Calgary Mountaineers        | 20        | 13        | 6        | 0        | 1         | 195        | 163        | 26         |
| 2010        | Calgary Mountaineers        | 20        | 8         | 10       | 1        | 1         | 194        | 186        | 17         |
| 2011        | Calgary Mountaineers        | 20        | 7         | 11       | 1        | 1         | 162        | 194        | 15         |
| <b>2012</b> | <b>Calgary Mountaineers</b> | <b>17</b> | <b>9</b>  | <b>5</b> | <b>3</b> |           | <b>162</b> | <b>139</b> | <b>21</b>  |
| 2013        | Calgary Mountaineers        | 16        | 12        | 4        | 0        |           | 188        | 113        | 24         |
| <b>2014</b> | <b>Calgary Mountaineers</b> | <b>18</b> | <b>16</b> | <b>1</b> | <b>1</b> |           | <b>250</b> | <b>103</b> | <b>33</b>  |
| 2015        | Calgary Mountaineers        | 18        | 15        | 2        | 1        |           | 188        | 102        | 31         |
| <b>2016</b> | <b>Calgary Mountaineers</b> | <b>20</b> | <b>18</b> | <b>2</b> | <b>0</b> |           | <b>286</b> | <b>172</b> | <b>36</b>  |
| 2017        | Calgary Mountaineers        | 20        | 15        | 5        | 0        |           | 293        | 158        | 30         |
| 2018        | Calgary Mountaineers        | 16        | 10        | 6        | 0        |           | 184        | 144        | 20         |
| 2019        | Calgary Mountaineers        | 15        | 10        | 5        | 0        |           | 149        | 128        | 20         |
| 2020        | <i>season cancelled</i>     |           |           |          |          |           |            |            |            |
| 2021        | Calgary Mountaineers        | 15        | 6         | 9        | 1        |           | 139        | 132        | 13         |
| 2022        | Calgary Mountaineers        | 15        | 12        | 3        | 0        |           | 185        | 111        | 24         |
| 2023        | Calgary Mountaineers        | 15        | 7         | 7        | 1        |           | 130        | 104        | 15         |

### CALGARY RAIDERS / Okotoks Raiders

|             |                                | <u>GP</u> | <u>W</u>  | <u>L</u> | <u>T</u> | <u>OL</u> | <u>GF</u>  | <u>GA</u>  | <u>PTS</u> |
|-------------|--------------------------------|-----------|-----------|----------|----------|-----------|------------|------------|------------|
| 2009        | Calgary Raiders                | 20        | 13        | 6        | 1        | 0         | 198        | 130        | 27         |
| <b>2010</b> | <b>Calgary Raiders</b>         | <b>20</b> | <b>19</b> | <b>0</b> | <b>1</b> | <b>0</b>  | <b>248</b> | <b>131</b> | <b>39</b>  |
| <b>2011</b> | <b>Okotoks Raiders</b>         | <b>20</b> | <b>18</b> | <b>2</b> | <b>0</b> | <b>0</b>  | <b>219</b> | <b>139</b> | <b>36</b>  |
| 2012        | Calgary Raiders                | 18        | 13        | 4        | 1        |           | 222        | 133        | 27         |
| <b>2013</b> | <b>Okotoks Raiders</b>         | <b>16</b> | <b>9</b>  | <b>6</b> | <b>1</b> |           | <b>163</b> | <b>150</b> | <b>19</b>  |
| 2014        | Okotoks Raiders                | 18        | 9         | 8        | 1        |           | 186        | 160        | 19         |
| <b>2015</b> | <b>Calgary Raiders</b>         | <b>18</b> | <b>12</b> | <b>5</b> | <b>1</b> |           | <b>204</b> | <b>151</b> | <b>25</b>  |
| 2016        | Calgary Raiders                | 20        | 16        | 3        | 1        |           | 287        | 188        | 33         |
| <b>2017</b> | <b>Calgary Raiders</b>         | <b>20</b> | <b>19</b> | <b>1</b> | <b>0</b> |           | <b>269</b> | <b>121</b> | <b>38</b>  |
| <b>2018</b> | <b>Calgary Raiders</b>         | <b>16</b> | <b>13</b> | <b>3</b> | <b>0</b> |           | <b>206</b> | <b>121</b> | <b>26</b>  |
| <b>2019</b> | <b>Calgary-Okotoks Raiders</b> | <b>15</b> | <b>8</b>  | <b>7</b> | <b>0</b> |           | <b>144</b> | <b>143</b> | <b>16</b>  |
| 2020        | <i>season cancelled</i>        |           |           |          |          |           |            |            |            |
| 2021        | Okotoks Raiders                | 12        | 4         | 6        | 2        |           | 78         | 103        | 10         |
| 2022        | Okotoks Raiders                | 15        | 5         | 10       | 0        |           | 130        | 159        | 10         |
| 2023        | Calgary Raiders                | 15        | 10        | 5        | 0        |           | 132        | 102        | 20         |

**Edmonton Eclipse / Sherwood Park Titans / Edmonton Blues**

|             |                         | <u>GP</u> | <u>W</u>  | <u>L</u> | <u>T</u> | <u>OL</u> | <u>GF</u>  | <u>GA</u>  | <u>PTS</u> |
|-------------|-------------------------|-----------|-----------|----------|----------|-----------|------------|------------|------------|
| <b>2009</b> | <b>Edmonton Eclipse</b> | <b>20</b> | <b>14</b> | <b>4</b> | <b>0</b> | <b>2</b>  | <b>218</b> | <b>165</b> | <b>28</b>  |
| 2010        | Edmonton Eclipse        | 20        | 8         | 12       | 0        | 0         | 177        | 214        | 16         |
| 2011        | Edmonton Eclipse        | 20        | 9         | 10       | 0        | 1         | 163        | 182        | 18         |
| 2012        | Edmonton Eclipse        | 18        | 7         | 10       | 1        |           | 123        | 180        | 15         |
| 2013        | Sherwood Park Titans    | 16        | 7         | 7        | 2        |           | 116        | 157        | 16         |
| 2014        | Sherwood Park Titans    | 18        | 9         | 9        | 0        |           | 141        | 160        | 18         |
| 2015        | Sherwood Park Titans    | 18        | 1         | 17       | 0        |           | 109        | 233        | 2          |
| 2016        | Sherwood Park Titans    | 20        | 0         | 20       | 0        |           | 184        | 357        | 0          |
| 2017        | Edmonton Blues          | 20        | 4         | 16       | 0        |           | 144        | 308        | 8          |
| 2018        | Edmonton Blues          | 16        | 3         | 13       | 0        |           | 145        | 201        | 6          |

**EDMONTON MINERS / St. Albert Miners**

|             |                          | <u>GP</u> | <u>W</u>  | <u>L</u> | <u>T</u> | <u>OL</u> | <u>GF</u>  | <u>GA</u>  | <u>PTS</u> |
|-------------|--------------------------|-----------|-----------|----------|----------|-----------|------------|------------|------------|
| 2009        | Edmonton Miners          | 20        | 7         | 12       | 1        | 0         | 182        | 209        | 15         |
| 2010        | St. Albert Miners        | 20        | 8         | 12       | 0        | 0         | 169        | 211        | 16         |
| 2011        | Edmonton Miners          | 20        | 7         | 12       | 1        | 0         | 168        | 183        | 15         |
| 2012        | St. Albert Miners        | 17        | 3         | 13       | 1        |           | 135        | 190        | 7          |
| 2013        | St. Albert Miners        | 16        | 2         | 13       | 1        |           | 121        | 168        | 5          |
| 2014        | St. Albert Miners        | 18        | 1         | 17       | 0        |           | 107        | 261        | 2          |
| 2015        | St. Albert Miners        | 18        | 7         | 11       | 0        |           | 165        | 180        | 14         |
| 2016        | St. Albert Miners        | 20        | 7         | 13       | 0        |           | 213        | 273        | 14         |
| 2017        | St. Albert Miners        | 20        | 1         | 19       | 0        |           | 139        | 313        | 2          |
| 2018        | St. Albert Miners        | 16        | 1         | 15       | 0        |           | 85         | 223        | 2          |
| 2019        | St. Albert Miners        | 15        | 4         | 11       | 0        |           | 132        | 159        | 8          |
| 2020        | <i>season cancelled</i>  |           |           |          |          |           |            |            |            |
| 2021        | St. Albert Miners        | 14        | 14        | 0        | 0        |           | 192        | 93         | 28         |
| <b>2022</b> | <b>St. Albert Miners</b> | <b>15</b> | <b>12</b> | <b>3</b> | <b>0</b> |           | <b>198</b> | <b>128</b> | <b>24</b>  |
| <b>2023</b> | <b>Edmonton Miners</b>   | <b>15</b> | <b>10</b> | <b>5</b> | <b>0</b> |           | <b>163</b> | <b>94</b>  | <b>20</b>  |

**SASKATCHEWAN SWAT**

|      |                         | <u>GP</u> | <u>W</u> | <u>L</u> | <u>T</u> | <u>OL</u> | <u>GF</u> | <u>GA</u> | <u>PTS</u> |
|------|-------------------------|-----------|----------|----------|----------|-----------|-----------|-----------|------------|
| 2016 | Saskatchewan Swat       | 20        | 8        | 11       | 1        |           | 255       | 235       | 17         |
| 2017 | Saskatchewan Swat       | 20        | 11       | 9        | 0        |           | 231       | 176       | 22         |
| 2018 | Saskatchewan Swat       | 16        | 13       | 3        | 0        |           | 191       | 122       | 26         |
| 2019 | Saskatchewan Swat       | 15        | 8        | 7        | 0        |           | 127       | 122       | 16         |
| 2020 | <i>season cancelled</i> |           |          |          |          |           |           |           |            |
| 2021 | Saskatchewan Swat       | 12        | 1        | 10       | 1        |           | 73        | 146       | 3          |
| 2022 | Saskatchewan Swat       | 15        | 1        | 14       | 0        |           | 87        | 202       | 2          |
| 2023 | Saskatchewan Swat       | 15        | 2        | 12       | 1        |           | 83        | 208       | 5          |

**SASKATCHEWAN MAJOR BOX LACROSSE LEAGUE  
PRAIRIE GOLD LACROSSE LEAGUE**

**2001-2003  
2004-**

**2001 SASKATCHEWAN MAJOR BOX LACROSSE LEAGUE**

|                    | <u>GP</u> | <u>W</u> | <u>L</u> | <u>T</u> | <u>GF</u> | <u>GA</u> | <u>PTS</u> |
|--------------------|-----------|----------|----------|----------|-----------|-----------|------------|
| Big River Bulldogs |           |          |          |          |           |           |            |
| Saskatoon Smash    |           |          |          |          |           |           |            |
| Regina Heat        |           |          |          |          |           |           |            |
| Assiniboia Attack  |           |          |          |          |           |           |            |

**2002 SASKATCHEWAN MAJOR BOX LACROSSE LEAGUE**

|                    | <u>GP</u> | <u>W</u> | <u>L</u> | <u>T</u> | <u>GF</u> | <u>GA</u> | <u>PTS</u> |
|--------------------|-----------|----------|----------|----------|-----------|-----------|------------|
| Big River Bulldogs |           |          |          |          |           |           |            |
| Saskatoon Smash    |           |          |          |          |           |           |            |
| Regina Heat        |           |          |          |          |           |           |            |
| Assiniboia Attack  |           |          |          |          |           |           |            |
| Moose Jaw Mustangs |           |          |          |          |           |           |            |

**2003 SASKATCHEWAN MAJOR BOX LACROSSE LEAGUE**

|                         | <u>GP</u> | <u>W</u> | <u>L</u> | <u>T</u> | <u>GF</u> | <u>GA</u> | <u>PTS</u> |
|-------------------------|-----------|----------|----------|----------|-----------|-----------|------------|
| Moose Jaw Mustangs      | 12        | 11       | 0        | 1        | 149       | 66        | 23         |
| Saskatoon Smash         | 12        | 9        | 3        | 0        | 181       | 75        | 18         |
| Yorkton Bulldogs        | 12        | 8        | 4        | 0        | 170       | 121       | 16         |
| Swift Current Rampage   | 10        | 4        | 5        | 1        | 70        | 99        | 9          |
| Assiniboia Attack       | 9         | 4        | 5        | 0        | 57        | 70        | 8          |
| Regina Heat             | 8         | 2        | 4        | 2        | 54        | 74        | 6          |
| Regina Riot             | 12        | 2        | 9        | 1        | 98        | 149       | 5          |
| Prince Albert Predators | 9         | 2        | 6        | 1        | 52        | 114       | 5          |
| Big River Extreme       | 10        | 2        | 8        | 0        | 54        | 118       | 4          |

**2004 PRAIRIE GOLD LACROSSE LEAGUE**

| TIER ONE                | <u>GP</u> | <u>W</u> | <u>L</u> | <u>T</u> | <u>GF</u> | <u>GA</u> | <u>PTS</u> |
|-------------------------|-----------|----------|----------|----------|-----------|-----------|------------|
| Moose Jaw Mustangs      | 14        | 14       | 0        | 0        | 166       | 77        | 28         |
| Yorkton Bulldogs        | 14        | 7        | 6        | 1        | 147       | 156       | 15         |
| Saskatoon Smash         | 14        | 6        | 7        | 1        | 149       | 149       | 13         |
| Regina Riot             | 14        | 2        | 12       | 0        | 119       | 202       | 4          |
| Regina Heat             | 8         | 2        | 6        | 0        | 63        | 69        | 4          |
| TIER TWO                | <u>GP</u> | <u>W</u> | <u>L</u> | <u>T</u> | <u>GF</u> | <u>GA</u> | <u>PTS</u> |
| Moose Jaw Mustangs 2    | 10        | 9        | 1        | 0        | 110       | 62        | 18         |
| Assiniboia Attack       | 10        | 8        | 2        | 0        | 92        | 62        | 16         |
| Prince Albert Predators | 10        | 7        | 3        | 0        | 87        | 71        | 14         |
| Swift Current Rampage   | 10        | 3        | 7        | 0        | 68        | 76        | 6          |
| Saskatoon Steelers      | 10        | 2        | 7        | 1        | 58        | 81        | 5          |
| Big River Extreme       | 10        | 0        | 9        | 1        | 41        | 104       | 1          |

**2005 PRAIRIE GOLD LACROSSE LEAGUE**

|                          | <u>GP</u> | <u>W</u> | <u>L</u> | <u>T</u> | <u>GF</u> | <u>GA</u> | <u>PTS</u> |
|--------------------------|-----------|----------|----------|----------|-----------|-----------|------------|
| <b>TIER ONE / SENIOR</b> |           |          |          |          |           |           |            |
| Moose Jaw Mustangs       | 16        | 14       | 1        | 1        | 239       | 95        | 29         |
| Saskatoon Smash          | 16        | 13       | 3        | 0        | 204       | 130       | 26         |
| Regina Heat              | 11        | 4        | 6        | 1        | 109       | 120       | 9          |
| Yorkton Bulldogs         | 16        | 5        | 11       | 0        | 148       | 219       | 10         |
| Saskatoon Brewers        | 11        | 3        | 7        | 1        | 94        | 147       | 7          |
| Regina Riot              | 16        | 2        | 13       | 1        | 155       | 190       | 5          |
| <b>TIER TWO</b>          |           |          |          |          |           |           |            |
| Saskatoon Steelers       | 10        | 8        | 1        | 1        | 119       | 70        | 17         |
| Assiniboia Attack        | 10        | 7        | 1        | 2        | 115       | 57        | 16         |
| Swift Current Rampage    | 10        | 6        | 3        | 1        | 78        | 84        | 13         |
| Moose Jaw Mustangs 2     | 10        | 3        | 5        | 2        | 101       | 85        | 8          |
| Prince Albert Predators  | 10        | 3        | 7        | 0        | 95        | 91        | 6          |
| Big River Extreme        | 10        | 0        | 10       | 0        | 55        | 183       | 0          |

**2006 PRAIRIE GOLD LACROSSE LEAGUE**

|                          | <u>GP</u> | <u>W</u> | <u>L</u> | <u>T</u> | <u>GF</u> | <u>GA</u> | <u>PTS</u> |
|--------------------------|-----------|----------|----------|----------|-----------|-----------|------------|
| <b>TIER ONE / SENIOR</b> |           |          |          |          |           |           |            |
| Saskatoon Smash          | 10        | 7        | 3        | 0        | 79        | 59        | 14         |
| Moose Jaw Mustangs       | 10        | 5        | 3        | 2        | 65        | 63        | 12         |
| Regina Heat              | 12        | 4        | 5        | 3        | 91        | 107       | 11         |
| Saskatoon Brewers        | 12        | 3        | 8        | 1        | 98        | 109       | 7          |
| <b>TIER TWO</b>          |           |          |          |          |           |           |            |
| Saskatoon Steelers       | 9         | 8        | 1        | 0        | 102       | 52        | 16         |
| Prince Albert Predators  | 10        | 7        | 2        | 1        | 106       | 68        | 15         |
| Assiniboia Attack        | 10        | 6        | 3        | 1        | 100       | 67        | 13         |
| Swift Current Rampage    | 10        | 4        | 4        | 2        | 72        | 79        | 10         |
| Big River Extreme        | 9         | 2        | 7        | 0        | 69        | 106       | 4          |
| Yorkton Bulldogs         | 10        | 0        | 10       | 0        | 54        | 126       | 0          |

**2007 PRAIRIE GOLD LACROSSE LEAGUE**

|                            | <u>GP</u> | <u>W</u> | <u>L</u> | <u>T</u> | <u>GF</u> | <u>GA</u> | <u>PTS</u> |
|----------------------------|-----------|----------|----------|----------|-----------|-----------|------------|
| <b>NORTHERN DIVISION</b>   |           |          |          |          |           |           |            |
| Saskatoon Smash            | 13        | 10       | 3        | 0        | 138       | 94        | 20         |
| Saskatoon Steelers         | 13        | 7        | 3        | 3        | 146       | 106       | 17         |
| Prince Albert Predators    | 13        | 6        | 5        | 2        | 116       | 104       | 14         |
| Saskatoon Brewers (Senior) | 13        | 5        | 7        | 1        | 113       | 125       | 11         |
| Yorkton Bulldogs           | 13        | 1        | 12       | 0        | 66        | 168       | 2          |
| <b>SOUTHERN DIVISION</b>   |           |          |          |          |           |           |            |
| Moose Jaw Mustangs         | 13        | 12       | 0        | 1        | 127       | 79        | 25         |
| Regina Heat (Senior)       | 13        | 7        | 4        | 2        | 132       | 98        | 16         |
| Regina Riot                | 13        | 6        | 4        | 3        | 147       | 118       | 15         |
| Assiniboia Attack          | 13        | 5        | 8        | 0        | 121       | 133       | 10         |
| Swift Current Rampage      | 13        | 0        | 13       | 0        | 68        | 149       | 0          |

**2008 PRAIRIE GOLD LACROSSE LEAGUE**

|                         | <u>GP</u> | <u>W</u> | <u>L</u> | <u>T</u> | <u>GF</u> | <u>GA</u> | <u>PTS</u> |
|-------------------------|-----------|----------|----------|----------|-----------|-----------|------------|
| Saskatoon Smash         | 11        | 10       | 0        | 1        | 133       | 54        | 21         |
| Regina Riot             | 11        | 8        | 3        | 0        | 114       | 65        | 16         |
| Prince Albert Predators | 11        | 7        | 3        | 1        | 99        | 65        | 15         |
| Saskatoon Steelers      | 11        | 6        | 3        | 2        | 108       | 67        | 14         |
| Moose Jaw Mustangs      | 11        | 6        | 4        | 1        | 77        | 76        | 13         |
| Yorkton Bulldogs        | 10        | 5        | 5        | 0        | 114       | 115       | 10         |
| Regina Heat (Senior)    | 7         | 3        | 3        | 1        | 61        | 58        | 7          |
| Assiniboia Attack       | 10        | 2        | 7        | 1        | 56        | 94        | 5          |
| Swift Current Rampage   | 11        | 1        | 9        | 1        | 56        | 104       | 3          |
| Estevan Big Dogs        | 11        | 0        | 11       | 0        | 61        | 181       | 0          |



**2009 PRAIRIE GOLD LACROSSE LEAGUE**

| SENIOR 'C' LEAGUE | <u>GP</u> | <u>W</u> | <u>L</u> | <u>T</u> | <u>GF</u> | <u>GA</u> | <u>PTS</u> |
|-------------------|-----------|----------|----------|----------|-----------|-----------|------------|
| Saskatoon Brewers | 4         | 3        | 1        | 0        | 45        | 40        | 6          |
| Regina Heat       | 4         | 1        | 3        | 0        | 40        | 45        | 2          |

| DIVISION 1              | <u>GP</u> | <u>W</u> | <u>L</u> | <u>T</u> | <u>GF</u> | <u>GA</u> | <u>PTS</u> |
|-------------------------|-----------|----------|----------|----------|-----------|-----------|------------|
| Saskatoon Steelers      | 10        | 10       | 0        | 0        | 144       | 50        | 20         |
| Regina Riot             | 10        | 8        | 1        | 1        | 121       | 39        | 17         |
| Moose Jaw Mustangs      | 10        | 8        | 2        | 0        | 84        | 45        | 16         |
| Prince Albert Predators | 10        | 6        | 3        | 1        | 105       | 48        | 13         |
| Estevan Big Dogs        | 10        | 3        | 7        | 0        | 40        | 111       | 6          |
| Saskatoon Smash         | 10        | 3        | 7        | 0        | 56        | 84        | 6          |
| Assiniboia Attack       | 10        | 2        | 8        | 0        | 42        | 103       | 4          |
| Swift Current Rampage   | 10        | 2        | 8        | 0        | 49        | 103       | 4          |
| Yorkton Bulldogs        | 10        | 2        | 8        | 0        | 41        | 99        | 4          |

**2010 PRAIRIE GOLD LACROSSE LEAGUE**

| SENIOR 'C' LEAGUE | <u>GP</u> | <u>W</u> | <u>L</u> | <u>T</u> | <u>GF</u> | <u>GA</u> | <u>PTS</u> |
|-------------------|-----------|----------|----------|----------|-----------|-----------|------------|
| Regina Heat       | 5         | 3        | 2        | 0        | 41        | 40        | 6          |
| Saskatoon Brewers | 5         | 2        | 3        | 0        | 40        | 41        | 4          |

| JUNIOR LEAGUE           | <u>GP</u> | <u>W</u> | <u>L</u> | <u>T</u> | <u>GF</u> | <u>GA</u> | <u>PTS</u> |
|-------------------------|-----------|----------|----------|----------|-----------|-----------|------------|
| Prince Albert Predators | 10        | 8        | 1        | 1        | 97        | 50        | 17         |
| Regina Riot             | 10        | 8        | 1        | 1        | 104       | 54        | 17         |
| Saskatoon Smash         | 10        | 7        | 1        | 2        | 104       | 54        | 16         |
| Moose Jaw Mustangs      | 10        | 6        | 4        | 0        | 80        | 58        | 12         |
| Saskatoon Steelers      | 10        | 5        | 5        | 0        | 90        | 61        | 10         |
| Regina Rifles           | 10        | 5        | 5        | 0        | 109       | 105       | 10         |
| Yorkton Bulldogs        | 10        | 2        | 8        | 0        | 69        | 110       | 4          |
| Estevan Big Dogs        | 10        | 2        | 8        | 0        | 45        | 117       | 4          |
| Assiniboia Attack       | 10        | 0        | 10       | 0        | 26        | 115       | 0          |

**2011 PRAIRIE GOLD LACROSSE LEAGUE**

| SENIOR 'C' LEAGUE | <u>GP</u> | <u>W</u> | <u>L</u> | <u>T</u> | <u>GF</u> | <u>GA</u> | <u>PTS</u> |
|-------------------|-----------|----------|----------|----------|-----------|-----------|------------|
| Saskatoon Brewers | 7         | 6        | 0        | 1        | 62        | 32        | 13         |
| Assiniboia Attack | 5         | 1        | 3        | 1        | 31        | 48        | 3          |
| Regina Heat       | 6         | 1        | 5        | 0        | 37        | 50        | 2          |

| JUNIOR LEAGUE           | <u>GP</u> | <u>W</u> | <u>L</u> | <u>T</u> | <u>GF</u> | <u>GA</u> | <u>PTS</u> |
|-------------------------|-----------|----------|----------|----------|-----------|-----------|------------|
| Prince Albert Predators | 10        | 8        | 0        | 2        | 104       | 59        | 18         |
| Saskatoon Smash         | 10        | 8        | 1        | 1        | 106       | 57        | 17         |
| Saskatoon Steelers      | 10        | 5        | 4        | 1        | 83        | 77        | 11         |
| Regina Riot             | 10        | 5        | 5        | 0        | 72        | 55        | 10         |
| Yorkton Bulldogs        | 10        | 4        | 4        | 2        | 76        | 81        | 10         |
| Regina Rifles           | 10        | 2        | 6        | 2        | 65        | 87        | 6          |
| Moose Jaw Mustangs      | 10        | 2        | 7        | 1        | 59        | 86        | 5          |
| Estevan Big Dogs        | 10        | 1        | 8        | 1        | 88        | 151       | 3          |

**2012 PRAIRIE GOLD LACROSSE LEAGUE**

| SENIOR 'C' LEAGUE   | <u>GP</u> | <u>W</u> | <u>L</u> | <u>T</u> | <u>GF</u> | <u>GA</u> | <u>PTS</u> |
|---------------------|-----------|----------|----------|----------|-----------|-----------|------------|
| Regina Heat         | 8         | 5        | 1        | 2        | 94        | 85        | 12         |
| Saskatoon Brewers*  | 8         | 4        | 3        | 1        | 91        | 90        | 9          |
| Saskatoon Minotaurs | 8         | 1        | 6        | 1        | 80        | 96        | 3          |

| JUNIOR LEAGUE           | <u>GP</u> | <u>W</u> | <u>L</u> | <u>T</u> | <u>GF</u> | <u>GA</u> | <u>PTS</u> |
|-------------------------|-----------|----------|----------|----------|-----------|-----------|------------|
| Regina Riot             | 10        | 8        | 2        | 0        | 144       | 91        | 16         |
| Prince Albert Predators | 10        | 7        | 2        | 1        | 112       | 78        | 15         |
| Regina Rifles           | 10        | 7        | 2        | 1        | 132       | 93        | 15         |
| Moose Jaw Mustangs      | 10        | 5        | 4        | 1        | 108       | 93        | 11         |
| Estevan Big Dogs        | 10        | 3        | 5        | 2        | 89        | 135       | 8          |
| Yorkton Bulldogs        | 10        | 3        | 7        | 0        | 70        | 93        | 6          |
| Saskatoon Steelers      | 10        | 2        | 6        | 2        | 89        | 115       | 6          |
| Saskatoon Smash         | 10        | 1        | 8        | 1        | 74        | 109       | 3          |

**2013 PRAIRIE GOLD LACROSSE LEAGUE**

| SENIOR 'C' LEAGUE       | <u>GP</u> | <u>W</u> | <u>L</u> | <u>T</u> | <u>GF</u> | <u>GA</u> | <u>PTS</u> |
|-------------------------|-----------|----------|----------|----------|-----------|-----------|------------|
| Regina Heat             | 8         | 8        | 0        | 0        | 112       | 49        | 16         |
| Saskatoon Brewers       | 8         | 2        | 6        | 0        | 62        | 54        | 4          |
| Estevan Impact          | 8         | 2        | 6        | 0        | 34        | 110       | 4          |
| JUNIOR LEAGUE           | <u>GP</u> | <u>W</u> | <u>L</u> | <u>T</u> | <u>GF</u> | <u>GA</u> | <u>PTS</u> |
| Saskatoon Smash         | 10        | 7        | 2        | 1        | 130       | 88        | 15         |
| Regina Rifles           | 10        | 7        | 3        | 0        | 137       | 68        | 14         |
| Saskatoon Steelers      | 10        | 6        | 2        | 2        | 92        | 99        | 14         |
| Moose Jaw Mustangs      | 10        | 6        | 4        | 0        | 100       | 98        | 12         |
| Prince Albert Predators | 10        | 3        | 7        | 0        | 102       | 101       | 6          |
| Yorkton Bulldogs        | 10        | 3        | 7        | 0        | 73        | 104       | 6          |
| Estevan Big Dogs        | 10        | 3        | 7        | 0        | 110       | 138       | 6          |
| Regina Riot             | 10        | 3        | 6        | 1        | 79        | 105       | 7          |

**2014 PRAIRIE GOLD LACROSSE LEAGUE**

| SENIOR 'C' LEAGUE       | <u>GP</u> | <u>W</u> | <u>L</u> | <u>T</u> | <u>GF</u> | <u>GA</u> | <u>PTS</u> |
|-------------------------|-----------|----------|----------|----------|-----------|-----------|------------|
| Saskatoon Brewers       | 12        | 9        | 3        | 0        | 153       | 110       | 18         |
| Moose Jaw Chiefs        | 12        | 8        | 3        | 1        | 197       | 95        | 17         |
| Regina Heat             | 12        | 6        | 5        | 1        | 162       | 119       | 13         |
| Estevan Impact          | 12        | 0        | 12       | 0        | 31        | 204       | 0          |
| JUNIOR LEAGUE           | <u>GP</u> | <u>W</u> | <u>L</u> | <u>T</u> | <u>GF</u> | <u>GA</u> | <u>PTS</u> |
| Regina Rifles           | 12        | 11       | 1        | 0        | 195       | 109       | 22         |
| Saskatoon Smash         | 12        | 10       | 2        | 0        | 255       | 121       | 20         |
| Prince Albert Predators | 12        | 7        | 4        | 0        | 120       | 103       | 16         |
| Saskatoon Steelers      | 12        | 5        | 7        | 0        | 101       | 130       | 10         |
| Regina Riot             | 12        | 2        | 7        | 3        | 120       | 151       | 7          |
| Yorkton Bulldogs        | 12        | 2        | 8        | 2        | 81        | 136       | 6          |
| Estevan Big Dogs        | 12        | 1        | 10       | 1        | 116       | 230       | 3          |

**2015 PRAIRIE GOLD LACROSSE LEAGUE**

| SENIOR 'C' LEAGUE  | <u>GP</u> | <u>W</u> | <u>L</u> | <u>T</u> | <u>GF</u> | <u>GA</u> | <u>PTS</u> |
|--------------------|-----------|----------|----------|----------|-----------|-----------|------------|
| Saskatoon Brewers* | 12        | 11       | 1        | 0        | 164       | 68        | 22         |
| Moose Jaw Chiefs   | 12        | 8        | 4        | 0        | 172       | 89        | 16         |
| Regina Heat        | 12        | 5        | 7        | 0        | 128       | 132       | 10         |
| Estevan Impact     | 12        | 0        | 12       | 0        | 47        | 223       | 0          |

**PLAYOFFS**

Moose Jaw Chiefs defeated Saskatoon Brewers 2 games to 1 (5-10, 10-8, 1-0 MG)

| JUNIOR LEAGUE           | <u>GP</u> | <u>W</u> | <u>L</u> | <u>T</u> | <u>GF</u> | <u>GA</u> | <u>PTS</u> |
|-------------------------|-----------|----------|----------|----------|-----------|-----------|------------|
| Saskatoon Swat          | 12        | 8        | 3        | 1        | 125       | 104       | 17         |
| Regina Rifles           | 12        | 7        | 5        | 0        | 121       | 87        | 14         |
| Prince Albert Predators | 12        | 6        | 6        | 0        | 112       | 122       | 12         |
| Regina Riot             | 12        | 2        | 10       | 1        | 100       | 145       | 5          |

## 2016 PRAIRIE GOLD LACROSSE LEAGUE

| SENIOR LEAGUE      | <u>GP</u> | <u>W</u> | <u>L</u> | <u>T</u> | <u>GF</u> | <u>GA</u> | <u>PTS</u> |
|--------------------|-----------|----------|----------|----------|-----------|-----------|------------|
| Saskatoon Brewers* | 12        | 10       | 2        | 0        | 199       | 80        | 20         |
| Moose Jaw Chiefs   | 12        | 9        | 3        | 0        | 152       | 100       | 18         |
| Regina Heat        | 12        | 5        | 7        | 0        | 103       | 126       | 10         |
| Estevan Impact     | 12        | 0        | 12       | 0        | 75        | 237       | 0          |

### PLAYOFFS

Saskatoon Brewers defeated Estevan Impact

Moose Jaw Chiefs defeated Regina Heat 13-6

Saskatoon Brewers defeated Moose Jaw Chiefs 2 games to 1 (13-14, 14-9, B-C MG)

| JUNIOR LEAGUE           | <u>GP</u> | <u>W</u> | <u>L</u> | <u>T</u> | <u>GF</u> | <u>GA</u> | <u>PTS</u> |
|-------------------------|-----------|----------|----------|----------|-----------|-----------|------------|
| Regina Riot             | 8         | 7        | 1        | 0        | 101       | 61        | 14         |
| Regina Rifles*          | 8         | 7        | 1        | 0        | 108       | 48        | 14         |
| Saskatoon Swat          | 8         | 3        | 5        | 0        | 87        | 110       | 6          |
| Prince Albert Predators | 8         | 2        | 5        | 0        | 86        | 104       | 4          |
| Moose Jaw Mustangs      | 8         | 1        | 7        | 0        | 64        | 126       | 2          |

### PLAYOFFS

Regina Rifles defeated Saskatoon Swat 15-7

Regina Riot defeated Prince Albert Predators 16-6

Regina Rifles defeated Regina Riot 2 games to 0 (14-9, 13-10)

## 2017 PRAIRIE GOLD LACROSSE LEAGUE

| SENIOR 'B' LEAGUE     | <u>GP</u> | <u>W</u> | <u>L</u> | <u>T</u> | <u>GF</u> | <u>GA</u> | <u>PTS</u> |
|-----------------------|-----------|----------|----------|----------|-----------|-----------|------------|
| Saskatoon Brewers*    | 12        | 12       | 0        | 0        | 232       | 48        | 24         |
| Regina Heat           | 12        | 10       | 2        | 0        | 184       | 71        | 20         |
| Moose Jaw Chiefs      | 12        | 8        | 4        | 0        | 158       | 91        | 16         |
| Saskatoon Steelers    | 12        | 5        | 6        | 1        | 100       | 113       | 11         |
| Prince Albert Outlaws | 12        | 4        | 7        | 1        | 87        | 148       | 9          |
| Saskatoon Swat        | 12        | 2        | 10       | 0        | 73        | 211       | 4          |
| Estevan Impact        | 12        | 0        | 12       | 0        | 51        | 178       | 0          |

### PLAYOFFS

Saskatoon Brewers defeated Saskatoon Steelers 19-2

Moose Jaw Chiefs defeated Regina Heat 10-7

Saskatoon Brewers defeated Moose Jaw Chiefs 2 games to 0 (19-5, 23-2)

| JUNIOR LEAGUE           | <u>GP</u> | <u>W</u> | <u>L</u> | <u>T</u> | <u>GF</u> | <u>GA</u> | <u>PTS</u> |
|-------------------------|-----------|----------|----------|----------|-----------|-----------|------------|
| Regina Rifles*          | 8         | 7        | 1        | 0        | 90        | 39        | 14         |
| Regina Riot             | 8         | 5        | 3        | 0        | 79        | 66        | 10         |
| Prince Albert Predators | 8         | 5        | 3        | 0        | 89        | 77        | 10         |
| Saskatoon Swat          | 8         | 3        | 5        | 0        | 63        | 97        | 6          |
| Moose Jaw Mustangs      | 8         | 0        | 8        | 0        | 52        | 94        | 0          |

### PLAYOFFS

Regina Rifles defeated Saskatoon Swat 12-6

Regina Riot defeated Prince Albert Predators 11-10

Regina Rifles defeated Regina Riot 2 games to 1 (15-7, 9-12, 2-1 MG)

## 2018 PRAIRIE GOLD LACROSSE LEAGUE

| SENIOR 'B' LEAGUE     | <u>GP</u> | <u>W</u> | <u>L</u> | <u>T</u> | <u>GF</u> | <u>GA</u> | <u>PTS</u> |
|-----------------------|-----------|----------|----------|----------|-----------|-----------|------------|
| Saskatoon Brewers*    | 14        | 14       | 0        | 0        | 228       | 50        | 28         |
| Regina Heat           | 14        | 11       | 3        | 0        | 195       | 93        | 22         |
| Moose Jaw Chiefs      | 14        | 9        | 5        | 0        | 167       | 119       | 18         |
| Saskatoon Steelers    | 14        | 9        | 5        | 0        | 125       | 104       | 18         |
| Prince Albert Outlaws | 14        | 6        | 7        | 1        | 110       | 134       | 13         |
| Saskatoon Swat        | 14        | 4        | 10       | 0        | 90        | 126       | 8          |
| Estevan Impact        | 14        | 2        | 11       | 1        | 86        | 186       | 5          |
| Saskatoon Plainsmen   | 14        | 0        | 14       | 0        | 42        | 209       | 0          |

### PLAYOFFS

Saskatoon Brewers defeated Saskatoon Steelers 18-4

Regina Heat defeated Moose Jaw Chiefs 16-6

Saskatoon Swat versus Estevan Impact cancelled

Prince Albert Outlaws defeated Saskatoon Plainsmen 16-1

Prince Albert Outlaws defeated Saskatoon Swat 11-8

Saskatoon Brewers defeated Regina Heat 21-7

| JUNIOR LEAGUE            | <u>GP</u> | <u>W</u> | <u>L</u> | <u>T</u> | <u>GF</u> | <u>GA</u> | <u>PTS</u> |
|--------------------------|-----------|----------|----------|----------|-----------|-----------|------------|
| Prince Albert Predators* | 12        | 11       | 1        | 0        | 171       | 71        | 22         |
| Regina Rampage           | 12        | 9        | 3        | 0        | 137       | 113       | 18         |
| Saskatoon Swat           | 12        | 4        | 8        | 0        | 135       | 145       | 8          |
| Estevan Big Dogs         | 12        | 0        | 12       | 0        | 75        | 180       | 0          |

### PLAYOFFS

Prince Albert Predators defeated Regina Rampage 2 games to 0 (9-4, 7-3)

## 2019 PRAIRIE GOLD LACROSSE LEAGUE

| SENIOR 'B' LEAGUE         | <u>GP</u> | <u>W</u> | <u>L</u> | <u>T</u> | <u>GF</u> | <u>GA</u> | <u>PTS</u> |
|---------------------------|-----------|----------|----------|----------|-----------|-----------|------------|
| Saskatoon Brewers*        | 10        | 10       | 0        | 0        | 195       | 41        | 20         |
| Regina Heat               | 10        | 8        | 2        | 0        | 123       | 71        | 16         |
| Saskatoon Swat            | 10        | 6        | 4        | 0        | 106       | 98        | 12         |
| Moose Jaw Chiefs          | 10        | 5        | 4        | 1        | 104       | 91        | 11         |
| Prince Albert Outlaws     | 10        | 4        | 5        | 1        | 96        | 128       | 9          |
| Saskatoon Steelers        | 10        | 3        | 5        | 2        | 104       | 109       | 8          |
| Estevan Impact            | 10        | 2        | 8        | 0        | 61        | 131       | 4          |
| Meewasin Valley Plainsmen | 10        | 0        | 10       | 0        | 39        | 159       | 0          |

### PLAYOFFS – TIER II

Saskatoon Steelers defeated Meewasin Valley Plainsmen 17-7

Prince Albert Outlaws defeated Saskatoon Steelers 14-7

### PLAYOFFS – TIER I

Saskatoon Brewers defeated Moose Jaw Chiefs 18-8

Regina Heat defeated Saskatoon Swat 12-10

Saskatoon Brewers defeated Regina Heat 23-4

| JUNIOR LEAGUE                    | <u>GP</u> | <u>W</u> | <u>L</u> | <u>T</u> | <u>GF</u> | <u>GA</u> | <u>PTS</u> |
|----------------------------------|-----------|----------|----------|----------|-----------|-----------|------------|
| Prince Albert Predators          | 10        | 8        | 0        | 2        | 125       | 64        | 18         |
| Swift Current Wolverines         | 10        | 7        | 2        | 1        | 96        | 63        | 15         |
| Standing Buffalo Fighting Sioux* | 10        | 6        | 2        | 2        | 95        | 49        | 14         |
| Regina Rifles                    | 10        | 4        | 5        | 1        | 82        | 64        | 9          |
| Saskatoon Swat                   | 10        | 1        | 9        | 0        | 127       | 177       | 2          |
| Estevan Big Dogs                 | 10        | 1        | 9        | 0        | 42        | 140       | 2          |

### PLAYOFFS

Standing Buffalo Fighting Sioux defeated Swift Current Wolverines 12-5

Standing Buffalo Fighting Sioux defeated Prince Albert Predators 2 games to 1 (7-11, 7-5, 2-0 MG)

## 2020 PRAIRIE GOLD LACROSSE LEAGUE

*Prairie Gold Lacrosse League season cancelled on June 23, 2020 due to the COVID-19 coronavirus pandemic*

## 2021 PRAIRIE GOLD LACROSSE LEAGUE

| JUNIOR LEAGUE                   | <u>GP</u> | <u>W</u> | <u>L</u> | <u>T</u> | <u>GF</u> | <u>GA</u> | <u>PTS</u> |
|---------------------------------|-----------|----------|----------|----------|-----------|-----------|------------|
| Standing Buffalo Fighting Sioux | 1         | 1        | 0        | 0        | 9         | 5         | 2          |
| Saskatoon Swat                  | 1         | 1        | 0        | 0        | 11        | 9         | 2          |
| Swift Current Wolverines        | 2         | 0        | 2        | 0        | 14        | 20        | 0          |

## 2022 PRAIRIE GOLD LACROSSE LEAGUE

| SENIOR 'B' LEAGUE     | <u>GP</u> | <u>W</u> | <u>L</u> | <u>T</u> | <u>GF</u> | <u>GA</u> | <u>PTS</u> |
|-----------------------|-----------|----------|----------|----------|-----------|-----------|------------|
| Saskatoon Brewers*    | 7         | 7        | 0        | 0        | 108       | 41        | 14         |
| Saskatoon Swat        | 7         | 5        | 2        | 0        | 83        | 68        | 10         |
| Regina Heat           | 8         | 3        | 5        | 0        | 74        | 79        | 6          |
| Prince Albert Outlaws | 7         | 2        | 5        | 0        | 59        | 91        | 4          |
| Saskatoon Steelers    | 7         | 1        | 6        | 0        | 40        | 85        | 2          |

### PLAYOFFS

Saskatoon Swat defeated Saskatoon Steelers 9-7

Saskatoon Brewers defeated Prince Albert Outlaws 22-2

Regina heat defeated Saskatoon Swat 12-5

Saskatoon Brewers defeated Regina Heat 10-6

| JUNIOR LEAGUE                   | <u>GP</u> | <u>W</u> | <u>L</u> | <u>T</u> | <u>GF</u> | <u>GA</u> | <u>PTS</u> |
|---------------------------------|-----------|----------|----------|----------|-----------|-----------|------------|
| Saskatoon Swat*                 | 8         | 6        | 0        | 2        | 100       | 71        | 14         |
| Prince Albert Predators         | 8         | 6        | 1        | 1        | 97        | 56        | 13         |
| Regina Barracudas               | 7         | 3        | 3        | 1        | 80        | 82        | 7          |
| Swift Current Wolverines        | 7         | 2        | 5        | 0        | 64        | 57        | 4          |
| Standing Buffalo Fighting Sioux | 8         | 0        | 8        | 0        | 36        | 111       | 0          |

### PLAYOFFS

Prince Albert Predators defeated Regina Barracudas 20-3

Saskatoon Swat defeated Swift Current Wolverines 19-14

Saskatoon Swat defeated Prince Albert Predators 13-7

## 2023 PRAIRIE GOLD LACROSSE LEAGUE

| SENIOR 'B' LEAGUE               | <u>GP</u> | <u>W</u> | <u>L</u> | <u>T</u> | <u>GF</u> | <u>GA</u> | <u>PTS</u> |
|---------------------------------|-----------|----------|----------|----------|-----------|-----------|------------|
| Saskatoon Brewers               | 8         | 7        | 1        | 0        | 117       | 58        | 14         |
| Saskatoon Swat*                 | 8         | 5        | 3        | 0        | 93        | 69        | 10         |
| Standing Buffalo Fighting Sioux | 8         | 4        | 4        | 0        | 95        | 88        | 8          |
| Regina Heat                     | 8         | 3        | 5        | 0        | 58        | 100       | 6          |
| Prince Albert Outlaws           | 8         | 1        | 7        | 0        | 60        | 108       | 2          |

### PLAYOFFS

Saskatoon Brewers defeated Regina Heat 20-4

Saskatoon Swat defeated Standing Buffalo Fighting Sioux 15-6

Saskatoon Swat defeated Saskatoon Brewers 11-10

| JUNIOR LEAGUE            | <u>GP</u> | <u>W</u> | <u>L</u> | <u>T</u> | <u>GF</u> | <u>GA</u> | <u>PTS</u> |
|--------------------------|-----------|----------|----------|----------|-----------|-----------|------------|
| Prince Albert Predators* | 12        | 10       | 1        | 1        | 162       | 73        | 21         |
| Swift Current Wolverines | 12        | 10       | 1        | 1        | 148       | 67        | 21         |
| Regina Barracudas        | 12        | 5        | 7        | 0        | 122       | 132       | 10         |
| Saskatoon Swat           | 12        | 3        | 9        | 0        | 87        | 155       | 6          |
| Moose Jaw Mustangs       | 12        | 1        | 11       | 0        | 71        | 163       | 2          |

### PLAYOFFS

Prince Albert Predators defeated Regina Barracudas 15-0

Swift Current Wolverines defeated Moose Jaw Mustangs 16-4

Prince Albert Predators defeated Swift Current Wolverines 12-11

## PRAIRIE GOLD LACROSSE LEAGUE – SENIOR & JUNIOR CLUBS

### Assiniboia Attack

|      |                   | <u>DIV</u> | <u>GP</u> | <u>W</u> | <u>L</u> | <u>T</u> | <u>GF</u> | <u>GA</u> | <u>PTS</u> |
|------|-------------------|------------|-----------|----------|----------|----------|-----------|-----------|------------|
| 2001 | Assiniboia Attack |            |           |          |          |          |           |           |            |
| 2002 | Assiniboia Attack |            |           |          |          |          |           |           |            |
| 2003 | Assiniboia Attack |            | 9         | 4        | 5        | 0        | 57        | 70        | 8          |
| 2004 | Assiniboia Attack | Tier 2     | 10        | 8        | 2        | 0        | 92        | 62        | 16         |
| 2005 | Assiniboia Attack | Tier 2     | 10        | 7        | 1        | 2        | 115       | 57        | 16         |
| 2006 | Assiniboia Attack | Tier 2     | 10        | 6        | 3        | 1        | 100       | 67        | 13         |
| 2007 | Assiniboia Attack | Southern   | 13        | 5        | 8        | 0        | 121       | 133       | 10         |
| 2008 | Assiniboia Attack |            | 10        | 2        | 7        | 1        | 56        | 94        | 5          |
| 2009 | Assiniboia Attack | Division 1 | 10        | 2        | 8        | 0        | 42        | 103       | 4          |
| 2010 | Assiniboia Attack | Junior     | 10        | 0        | 10       | 0        | 26        | 115       | 0          |
| 2011 | Assiniboia Attack | Senior C   | 5         | 1        | 3        | 1        | 31        | 48        | 3          |

### Big River Bulldogs / Big River Extreme

|      |                    | <u>DIV</u> | <u>GP</u> | <u>W</u> | <u>L</u> | <u>T</u> | <u>GF</u> | <u>GA</u> | <u>PTS</u> |
|------|--------------------|------------|-----------|----------|----------|----------|-----------|-----------|------------|
| 2001 | Big River Bulldogs |            |           |          |          |          |           |           |            |
| 2002 | Big River Bulldogs |            |           |          |          |          |           |           |            |
| 2003 | Big River Extreme  |            | 10        | 2        | 8        | 0        | 54        | 118       | 4          |
| 2004 | Big River Extreme  | Tier 2     | 10        | 0        | 9        | 1        | 41        | 104       | 1          |
| 2005 | Big River Extreme  | Tier 2     | 10        | 0        | 10       | 0        | 55        | 183       | 0          |
| 2006 | Big River Extreme  | Tier 2     | 9         | 2        | 7        | 0        | 69        | 106       | 4          |

### Estevan Big Dogs

|      |                             | <u>DIV</u> | <u>GP</u> | <u>W</u> | <u>L</u> | <u>T</u> | <u>GF</u> | <u>GA</u> | <u>PTS</u> |
|------|-----------------------------|------------|-----------|----------|----------|----------|-----------|-----------|------------|
| 2008 | Estevan Big Dogs            |            | 11        | 0        | 11       | 0        | 61        | 181       | 0          |
| 2009 | Estevan Big Dogs            | Division 1 | 10        | 3        | 7        | 0        | 40        | 111       | 6          |
| 2010 | Estevan Big Dogs            | Junior     | 10        | 2        | 8        | 0        | 45        | 117       | 4          |
| 2011 | Estevan Big Dogs            | Junior     | 10        | 1        | 8        | 1        | 88        | 151       | 3          |
| 2012 | Estevan Big Dogs            | Junior     | 10        | 3        | 5        | 2        | 89        | 135       | 8          |
| 2013 | Estevan Big Dogs            | Junior     | 10        | 3        | 7        | 0        | 110       | 138       | 6          |
| 2014 | Estevan Big Dogs            | Junior     | 12        | 1        | 10       | 1        | 116       | 230       | 3          |
| 2015 | <i>suspended operations</i> |            |           |          |          |          |           |           |            |
| 2016 | <i>suspended operations</i> |            |           |          |          |          |           |           |            |
| 2017 | <i>suspended operations</i> |            |           |          |          |          |           |           |            |
| 2018 | Estevan Big Dogs            | Junior     | 12        | 0        | 12       | 0        | 75        | 180       | 0          |
| 2019 | Estevan Big Dogs            | Junior     | 10        | 1        | 9        | 0        | 42        | 140       | 2          |

### Estevan Impact

|      |                | <u>DIV</u> | <u>GP</u> | <u>W</u> | <u>L</u> | <u>T</u> | <u>GF</u> | <u>GA</u> | <u>PTS</u> |
|------|----------------|------------|-----------|----------|----------|----------|-----------|-----------|------------|
| 2013 | Estevan Impact | Senior C   | 8         | 2        | 6        | 0        | 34        | 110       | 4          |
| 2014 | Estevan Impact | Senior C   | 12        | 0        | 12       | 0        | 31        | 204       | 0          |
| 2015 | Estevan Impact | Senior C   | 12        | 0        | 12       | 0        | 47        | 223       | 0          |
| 2016 | Estevan Impact | Senior     | 12        | 0        | 12       | 0        | 75        | 237       | 0          |
| 2017 | Estevan Impact | Senior     | 12        | 0        | 12       | 0        | 51        | 178       | 0          |
| 2018 | Estevan Impact | Senior     | 14        | 2        | 11       | 1        | 86        | 186       | 5          |
| 2019 | Estevan Impact | Senior     | 10        | 2        | 8        | 0        | 61        | 131       | 4          |

### Moose Jaw Chiefs

|      |                  | <u>DIV</u> | <u>GP</u> | <u>W</u> | <u>L</u> | <u>T</u> | <u>GF</u> | <u>GA</u> | <u>PTS</u> |
|------|------------------|------------|-----------|----------|----------|----------|-----------|-----------|------------|
| 2014 | Moose Jaw Chiefs | Senior C   | 12        | 8        | 3        | 1        | 197       | 95        | 17         |
| 2015 | Moose Jaw Chiefs | Senior C   | 12        | 8        | 4        | 0        | 172       | 89        | 16         |
| 2016 | Moose Jaw Chiefs | Senior     | 12        | 9        | 3        | 0        | 152       | 100       | 18         |
| 2017 | Moose Jaw Chiefs | Senior     | 12        | 8        | 4        | 0        | 158       | 91        | 16         |
| 2018 | Moose Jaw Chiefs | Senior     | 14        | 9        | 5        | 0        | 167       | 119       | 18         |
| 2019 | Moose Jaw Chiefs | Senior     | 10        | 5        | 4        | 1        | 104       | 91        | 11         |

## MOOSE JAW MUSTANGS

|      |                             | <u>DIV</u> | <u>GP</u> | <u>W</u> | <u>L</u> | <u>T</u> | <u>GF</u> | <u>GA</u> | <u>PTS</u> |  |
|------|-----------------------------|------------|-----------|----------|----------|----------|-----------|-----------|------------|--|
| 2002 | Moose Jaw Mustangs          |            |           |          |          |          |           |           |            |  |
| 2003 | Moose Jaw Mustangs          |            | 12        | 11       | 0        | 1        | 149       | 66        | 23         |  |
| 2004 | Moose Jaw Mustangs          | Tier 1     | 14        | 14       | 0        | 0        | 166       | 77        | 28         |  |
| 2005 | Moose Jaw Mustangs          | Tier 1     | 16        | 14       | 1        | 1        | 239       | 95        | 29         |  |
| 2006 | Moose Jaw Mustangs          | Tier 1     | 10        | 5        | 3        | 2        | 65        | 63        | 12         |  |
| 2007 | Moose Jaw Mustangs          | Southern   | 13        | 12       | 0        | 1        | 127       | 79        | 25         |  |
| 2008 | Moose Jaw Mustangs          |            | 11        | 6        | 4        | 1        | 77        | 76        | 13         |  |
| 2009 | Moose Jaw Mustangs          | Division 1 | 10        | 8        | 2        | 0        | 84        | 45        | 16         |  |
| 2010 | Moose Jaw Mustangs          | Junior     | 10        | 6        | 4        | 0        | 80        | 58        | 12         |  |
| 2011 | Moose Jaw Mustangs          | Junior     | 10        | 2        | 7        | 1        | 59        | 86        | 5          |  |
| 2012 | Moose Jaw Mustangs          | Junior     | 10        | 5        | 4        | 1        | 108       | 93        | 11         |  |
| 2013 | Moose Jaw Mustangs          | Junior     | 10        | 6        | 4        | 0        | 100       | 98        | 12         |  |
| 2014 | <i>suspended operations</i> |            |           |          |          |          |           |           |            |  |
| 2015 | <i>suspended operations</i> |            |           |          |          |          |           |           |            |  |
| 2016 | Moose Jaw Mustangs          | Junior     | 8         | 1        | 7        | 0        | 64        | 126       | 2          |  |
| 2017 | Moose Jaw Mustangs          | Junior     | 8         | 0        | 8        | 0        | 52        | 94        | 0          |  |
| 2018 | <i>suspended operations</i> |            |           |          |          |          |           |           |            |  |
| 2019 | <i>suspended operations</i> |            |           |          |          |          |           |           |            |  |
| 2020 | <i>season cancelled</i>     |            |           |          |          |          |           |           |            |  |
| 2021 | <i>season cancelled</i>     |            |           |          |          |          |           |           |            |  |
| 2022 | <i>suspended operations</i> |            |           |          |          |          |           |           |            |  |
| 2023 | Moose Jaw Mustangs          | Junior     | 12        | 1        | 11       | 0        | 71        | 163       | 2          |  |

## Moose Jaw Mustangs 2

|      |                      | <u>DIV</u> | <u>GP</u> | <u>W</u> | <u>L</u> | <u>T</u> | <u>GF</u> | <u>GA</u> | <u>PTS</u> |
|------|----------------------|------------|-----------|----------|----------|----------|-----------|-----------|------------|
| 2004 | Moose Jaw Mustangs 2 | Tier 2     | 10        | 9        | 1        | 0        | 110       | 62        | 18         |
| 2005 | Moose Jaw Mustangs 2 | Tier 2     | 10        | 3        | 5        | 2        | 101       | 85        | 8          |

## PRINCE ALBERT OUTLAWS

|      |                         | <u>DIV</u> | <u>GP</u> | <u>W</u> | <u>L</u> | <u>T</u> | <u>GF</u> | <u>GA</u> | <u>PTS</u> |  |
|------|-------------------------|------------|-----------|----------|----------|----------|-----------|-----------|------------|--|
| 2017 | Prince Albert Outlaws   | Senior     | 12        | 4        | 7        | 1        | 87        | 148       | 9          |  |
| 2018 | Prince Albert Outlaws   | Senior     | 14        | 6        | 7        | 1        | 110       | 134       | 13         |  |
| 2019 | Prince Albert Outlaws   | Senior     | 10        | 4        | 5        | 1        | 96        | 128       | 9          |  |
| 2020 | <i>season cancelled</i> |            |           |          |          |          |           |           |            |  |
| 2021 | <i>season cancelled</i> |            |           |          |          |          |           |           |            |  |
| 2022 | Prince Albert Outlaws   | Senior     | 7         | 2        | 5        | 0        | 59        | 91        | 4          |  |
| 2023 | Prince Albert Outlaws   | Senior     | 8         | 1        | 7        | 0        | 60        | 108       | 2          |  |

## PRINCE ALBERT PREDATORS

|      |                         | <u>DIV</u> | <u>GP</u> | <u>W</u> | <u>L</u> | <u>T</u> | <u>GF</u> | <u>GA</u> | <u>PTS</u> |  |
|------|-------------------------|------------|-----------|----------|----------|----------|-----------|-----------|------------|--|
| 2003 | Prince Albert Predators |            | 9         | 2        | 6        | 1        | 52        | 114       | 5          |  |
| 2004 | Prince Albert Predators | Tier 2     | 10        | 7        | 3        | 0        | 87        | 71        | 14         |  |
| 2005 | Prince Albert Predators | Tier 2     | 10        | 3        | 7        | 0        | 95        | 91        | 6          |  |
| 2006 | Prince Albert Predators | Tier 2     | 10        | 7        | 2        | 1        | 106       | 68        | 15         |  |
| 2007 | Prince Albert Predators | Northern   | 13        | 6        | 5        | 2        | 116       | 104       | 14         |  |
| 2008 | Prince Albert Predators |            | 11        | 7        | 3        | 1        | 99        | 65        | 15         |  |
| 2009 | Prince Albert Predators | Division 1 | 10        | 6        | 3        | 1        | 105       | 48        | 13         |  |
| 2010 | Prince Albert Predators | Junior     | 10        | 8        | 1        | 1        | 97        | 50        | 17         |  |
| 2011 | Prince Albert Predators | Junior     | 10        | 8        | 0        | 2        | 104       | 59        | 18         |  |
| 2012 | Prince Albert Predators | Junior     | 10        | 7        | 2        | 1        | 112       | 78        | 15         |  |
| 2013 | Prince Albert Predators | Junior     | 10        | 3        | 7        | 0        | 102       | 101       | 6          |  |
| 2014 | Prince Albert Predators | Junior     | 12        | 7        | 4        | 0        | 120       | 103       | 1          |  |
| 2015 | Prince Albert Predators | Junior     | 12        | 6        | 6        | 0        | 112       | 122       | 12         |  |
| 2016 | Prince Albert Predators | Junior     | 8         | 2        | 5        | 0        | 86        | 104       | 4          |  |
| 2017 | Prince Albert Predators | Junior     | 8         | 5        | 3        | 0        | 89        | 77        | 10         |  |
| 2018 | Prince Albert Predators | Junior     | 12        | 11       | 1        | 0        | 171       | 71        | 22         |  |
| 2019 | Prince Albert Predators | Junior     | 10        | 8        | 0        | 2        | 125       | 64        | 18         |  |
| 2020 | <i>season cancelled</i> |            |           |          |          |          |           |           |            |  |
| 2021 | <i>season cancelled</i> |            |           |          |          |          |           |           |            |  |
| 2022 | Prince Albert Predators | Junior     | 8         | 6        | 1        | 1        | 97        | 56        | 13         |  |
| 2023 | Prince Albert Predators | Junior     | 12        | 10       | 1        | 1        | 162       | 73        | 21         |  |

## REGINA BARRACUDAS

|      |                   | <u>DIV</u> | <u>GP</u> | <u>W</u> | <u>L</u> | <u>T</u> | <u>GF</u> | <u>GA</u> | <u>PTS</u> |
|------|-------------------|------------|-----------|----------|----------|----------|-----------|-----------|------------|
| 2022 | Regina Barracudas | Junior     | 7         | 3        | 3        | 1        | 80        | 82        | 7          |
| 2023 | Regina Barracudas | Junior     | 12        | 5        | 7        | 0        | 122       | 132       | 10         |

## REGINA HEAT

|      |                         | <u>DIV</u> | <u>GP</u> | <u>W</u> | <u>L</u> | <u>T</u> | <u>GF</u> | <u>GA</u> | <u>PTS</u> |
|------|-------------------------|------------|-----------|----------|----------|----------|-----------|-----------|------------|
| 2001 | Regina Heat             |            |           |          |          |          |           |           |            |
| 2002 | Regina Heat             |            |           |          |          |          |           |           |            |
| 2003 | Regina Heat             |            | 8         | 2        | 4        | 2        | 54        | 74        | 6          |
| 2004 | Regina Heat             | Tier 1     | 8         | 2        | 6        | 0        | 63        | 69        | 4          |
| 2005 | Regina Heat             | Tier 1     | 11        | 4        | 6        | 1        | 109       | 120       | 9          |
| 2006 | Regina Heat             | Tier 1     | 12        | 4        | 5        | 3        | 91        | 107       | 11         |
| 2007 | Regina Heat             | Southern   | 13        | 7        | 4        | 2        | 132       | 98        | 16         |
| 2008 | Regina Heat             |            | 7         | 3        | 3        | 1        | 61        | 58        | 7          |
| 2009 | Regina Heat             | Senior C   | 4         | 1        | 3        | 0        | 40        | 45        | 2          |
| 2010 | Regina Heat             | Senior C   | 5         | 3        | 2        | 0        | 41        | 40        | 6          |
| 2011 | Regina Heat             | Senior C   | 6         | 1        | 5        | 0        | 37        | 50        | 2          |
| 2012 | Regina Heat             | Senior C   | 8         | 5        | 1        | 2        | 94        | 85        | 12         |
| 2013 | Regina Heat             | Senior C   | 8         | 8        | 0        | 0        | 112       | 49        | 16         |
| 2014 | Regina Heat             | Senior C   | 12        | 6        | 5        | 1        | 162       | 119       | 13         |
| 2015 | Regina Heat             | Senior C   | 12        | 5        | 7        | 0        | 128       | 132       | 10         |
| 2016 | Regina Heat             | Senior     | 12        | 5        | 7        | 0        | 103       | 126       | 10         |
| 2017 | Regina Heat             | Senior     | 12        | 10       | 2        | 0        | 184       | 71        | 20         |
| 2018 | Regina Heat             | Senior     | 14        | 11       | 3        | 0        | 195       | 93        | 22         |
| 2019 | Regina Heat             | Senior     | 10        | 8        | 2        | 0        | 123       | 71        | 16         |
| 2020 | <i>season cancelled</i> |            |           |          |          |          |           |           |            |
| 2021 | <i>season cancelled</i> |            |           |          |          |          |           |           |            |
| 2022 | Regina Heat             | Senior     | 8         | 3        | 5        | 0        | 74        | 79        | 6          |
| 2023 | Regina Heat             | Senior     | 8         | 3        | 5        | 0        | 58        | 100       | 6          |

## Regina Rifles / Regina Rampage

|      |                | <u>DIV</u> | <u>GP</u> | <u>W</u> | <u>L</u> | <u>T</u> | <u>GF</u> | <u>GA</u> | <u>PTS</u> |
|------|----------------|------------|-----------|----------|----------|----------|-----------|-----------|------------|
| 2010 | Regina Rifles  | Junior     | 10        | 5        | 5        | 0        | 109       | 105       | 10         |
| 2011 | Regina Rifles  | Junior     | 10        | 2        | 6        | 2        | 65        | 87        | 6          |
| 2012 | Regina Rifles  | Junior     | 10        | 7        | 2        | 1        | 132       | 93        | 15         |
| 2013 | Regina Rifles  | Junior     | 10        | 7        | 3        | 0        | 137       | 68        | 14         |
| 2014 | Regina Rifles  | Junior     | 12        | 11       | 1        | 0        | 195       | 109       | 22         |
| 2015 | Regina Rifles  | Junior     | 12        | 7        | 5        | 0        | 121       | 87        | 14         |
| 2016 | Regina Rifles  | Junior     | 8         | 7        | 1        | 0        | 108       | 48        | 14         |
| 2017 | Regina Rifles  | Junior     | 8         | 7        | 1        | 0        | 90        | 39        | 14         |
| 2018 | Regina Rampage | Junior     | 12        | 9        | 3        | 0        | 137       | 113       | 18         |
| 2019 | Regina Rifles  | Junior     | 10        | 4        | 5        | 1        | 82        | 64        | 9          |

## Regina Riot

|      |                             | <u>DIV</u> | <u>GP</u> | <u>W</u> | <u>L</u> | <u>T</u> | <u>GF</u> | <u>GA</u> | <u>PTS</u> |
|------|-----------------------------|------------|-----------|----------|----------|----------|-----------|-----------|------------|
| 2003 | Regina Riot                 |            | 12        | 2        | 9        | 1        | 98        | 149       | 5          |
| 2004 | Regina Riot                 | Tier 1     | 14        | 2        | 12       | 0        | 119       | 202       | 4          |
| 2005 | Regina Riot                 | Tier 1     | 16        | 2        | 13       | 1        | 155       | 190       | 5          |
| 2006 | <i>suspended operations</i> |            |           |          |          |          |           |           |            |
| 2007 | Regina Riot                 | Southern   | 13        | 6        | 4        | 3        | 147       | 118       | 15         |
| 2008 | Regina Riot                 |            | 11        | 8        | 3        | 0        | 114       | 65        | 16         |
| 2009 | Regina Riot                 | Division 1 | 10        | 8        | 1        | 1        | 121       | 39        | 17         |
| 2010 | Regina Riot                 | Junior     | 10        | 8        | 1        | 1        | 104       | 54        | 17         |
| 2011 | Regina Riot                 | Junior     | 10        | 5        | 5        | 0        | 72        | 55        | 10         |
| 2012 | Regina Riot                 | Junior     | 10        | 8        | 2        | 0        | 144       | 91        | 16         |
| 2013 | Regina Riot                 | Junior     | 10        | 3        | 6        | 1        | 79        | 105       | 7          |
| 2014 | Regina Riot                 | Junior     | 12        | 2        | 7        | 3        | 120       | 151       | 7          |
| 2015 | Regina Riot                 | Junior     | 12        | 2        | 10       | 1        | 100       | 145       | 5          |
| 2016 | Regina Riot                 | Junior     | 8         | 7        | 1        | 0        | 101       | 61        | 14         |
| 2017 | Regina Riot                 | Junior     | 8         | 5        | 3        | 0        | 79        | 66        | 10         |



## SASKATOON BREWERS

|      |                             | <u>DIV</u> | <u>GP</u> | <u>W</u> | <u>L</u> | <u>T</u> | <u>GF</u> | <u>GA</u> | <u>PTS</u> |
|------|-----------------------------|------------|-----------|----------|----------|----------|-----------|-----------|------------|
| 2005 | Saskatoon Brewers           | Tier 1     | 11        | 3        | 7        | 1        | 94        | 147       | 7          |
| 2006 | Saskatoon Brewers           | Tier 1     | 12        | 3        | 8        | 1        | 98        | 109       | 7          |
| 2007 | Saskatoon Brewers (Senior)  | Northern   | 13        | 5        | 7        | 1        | 113       | 125       | 11         |
| 2008 | <i>suspended operations</i> |            |           |          |          |          |           |           |            |
| 2009 | Saskatoon Brewers           | Senior C   | 4         | 3        | 1        | 0        | 45        | 40        | 6          |
| 2010 | Saskatoon Brewers           | Senior C   | 5         | 2        | 3        | 0        | 40        | 41        | 4          |
| 2011 | Saskatoon Brewers           | Senior C   | 7         | 6        | 0        | 1        | 62        | 32        | 13         |
| 2012 | Saskatoon Brewers           | Senior C   | 8         | 4        | 3        | 1        | 91        | 90        | 9          |
| 2013 | Saskatoon Brewers           | Senior C   | 8         | 2        | 6        | 0        | 62        | 54        | 4          |
| 2014 | Saskatoon Brewers           | Senior C   | 12        | 9        | 3        | 0        | 153       | 110       | 18         |
| 2015 | Saskatoon Brewers           | Senior C   | 12        | 11       | 1        | 0        | 164       | 68        | 22         |
| 2016 | Saskatoon Brewers           | Senior     | 12        | 10       | 2        | 0        | 199       | 80        | 20         |
| 2017 | Saskatoon Brewers           | Senior     | 12        | 12       | 0        | 0        | 232       | 48        | 24         |
| 2018 | Saskatoon Brewers           | Senior     | 14        | 14       | 0        | 0        | 228       | 50        | 28         |
| 2019 | Saskatoon Brewers           | Senior     | 10        | 10       | 0        | 0        | 195       | 41        | 20         |
| 2020 | <i>season cancelled</i>     |            |           |          |          |          |           |           |            |
| 2021 | <i>season cancelled</i>     |            |           |          |          |          |           |           |            |
| 2022 | Saskatoon Brewers           | Senior     | 7         | 7        | 0        | 0        | 108       | 41        | 14         |
| 2023 | Saskatoon Brewers           | Senior     | 8         | 7        | 1        | 0        | 117       | 58        | 14         |

## Saskatoon Minotaurs

|      |                     | <u>DIV</u> | <u>GP</u> | <u>W</u> | <u>L</u> | <u>T</u> | <u>GF</u> | <u>GA</u> | <u>PTS</u> |
|------|---------------------|------------|-----------|----------|----------|----------|-----------|-----------|------------|
| 2012 | Saskatoon Minotaurs | Senior C   | 8         | 1        | 6        | 1        | 80        | 96        | 3          |

## Saskatoon Plainsmen / Meewasin Valley Plainsmen

|      |                           | <u>DIV</u> | <u>GP</u> | <u>W</u> | <u>L</u> | <u>T</u> | <u>GF</u> | <u>GA</u> | <u>PTS</u> |
|------|---------------------------|------------|-----------|----------|----------|----------|-----------|-----------|------------|
| 2018 | Saskatoon Plainsmen       | Senior     | 14        | 0        | 14       | 0        | 42        | 209       | 0          |
| 2019 | Meewasin Valley Plainsmen | Senior     | 10        | 0        | 10       | 0        | 39        | 159       | 0          |

## Saskatoon Smash

|      |                 | <u>DIV</u> | <u>GP</u> | <u>W</u> | <u>L</u> | <u>T</u> | <u>GF</u> | <u>GA</u> | <u>PTS</u> |
|------|-----------------|------------|-----------|----------|----------|----------|-----------|-----------|------------|
| 2001 | Saskatoon Smash |            |           |          |          |          |           |           |            |
| 2002 | Saskatoon Smash |            |           |          |          |          |           |           |            |
| 2003 | Saskatoon Smash |            | 12        | 9        | 3        | 0        | 181       | 75        | 18         |
| 2004 | Saskatoon Smash | Tier 1     | 14        | 6        | 7        | 1        | 149       | 149       | 13         |
| 2005 | Saskatoon Smash | Tier 1     | 16        | 13       | 3        | 0        | 204       | 130       | 26         |
| 2006 | Saskatoon Smash | Tier 1     | 10        | 7        | 3        | 0        | 79        | 59        | 14         |
| 2007 | Saskatoon Smash | Northern   | 13        | 10       | 3        | 0        | 138       | 94        | 20         |
| 2008 | Saskatoon Smash |            | 11        | 10       | 0        | 1        | 133       | 54        | 21         |
| 2009 | Saskatoon Smash | Division 1 | 10        | 3        | 7        | 0        | 56        | 84        | 6          |
| 2010 | Saskatoon Smash | Junior     | 10        | 7        | 1        | 2        | 104       | 54        | 16         |
| 2011 | Saskatoon Smash | Junior     | 10        | 8        | 1        | 1        | 106       | 57        | 17         |
| 2012 | Saskatoon Smash | Junior     | 10        | 1        | 8        | 1        | 74        | 109       | 3          |
| 2013 | Saskatoon Smash | Junior     | 10        | 7        | 2        | 1        | 130       | 88        | 15         |
| 2014 | Saskatoon Smash | Junior     | 12        | 10       | 2        | 0        | 255       | 121       | 20         |

**SASKATOON STEELERS**

|      |                             | <u>DIV</u> | <u>GP</u> | <u>W</u> | <u>L</u> | <u>T</u> | <u>GF</u> | <u>GA</u> | <u>PTS</u> |
|------|-----------------------------|------------|-----------|----------|----------|----------|-----------|-----------|------------|
| 2004 | Saskatoon Steelers          | Tier 2     | 10        | 2        | 7        | 1        | 58        | 81        | 5          |
| 2005 | Saskatoon Steelers          | Tier 2     | 10        | 8        | 1        | 1        | 119       | 70        | 17         |
| 2006 | Saskatoon Steelers          | Tier 2     | 9         | 8        | 1        | 0        | 102       | 52        | 16         |
| 2007 | Saskatoon Steelers          | Northern   | 13        | 7        | 3        | 3        | 146       | 106       | 17         |
| 2008 | Saskatoon Steelers          |            | 11        | 6        | 3        | 2        | 108       | 67        | 14         |
| 2009 | Saskatoon Steelers          | Division 1 | 10        | 10       | 0        | 0        | 144       | 50        | 20         |
| 2010 | Saskatoon Steelers          | Junior     | 10        | 5        | 5        | 0        | 90        | 61        | 10         |
| 2011 | Saskatoon Steelers          | Junior     | 10        | 5        | 4        | 1        | 83        | 77        | 11         |
| 2012 | Saskatoon Steelers          | Junior     | 10        | 2        | 6        | 2        | 89        | 115       | 6          |
| 2013 | Saskatoon Steelers          | Junior     | 10        | 6        | 2        | 2        | 92        | 99        | 14         |
| 2014 | Saskatoon Steelers          | Junior     | 12        | 5        | 7        | 0        | 101       | 130       | 10         |
| 2015 | <i>suspended operations</i> |            |           |          |          |          |           |           |            |
| 2016 | <i>suspended operations</i> |            |           |          |          |          |           |           |            |
| 2017 | Saskatoon Steelers          | Senior     | 12        | 5        | 6        | 1        | 100       | 113       | 11         |
| 2018 | Saskatoon Steelers          | Senior     | 14        | 9        | 5        | 0        | 125       | 104       | 18         |
| 2019 | Saskatoon Steelers          | Senior     | 10        | 3        | 5        | 2        | 104       | 109       | 8          |
| 2020 | <i>season cancelled</i>     |            |           |          |          |          |           |           |            |
| 2021 | <i>season cancelled</i>     |            |           |          |          |          |           |           |            |
| 2022 | Saskatoon Steelers          | Senior     | 7         | 1        | 6        | 0        | 40        | 85        | 2          |

**SASKATOON SWAT (JUNIOR)**

|      |                         | <u>DIV</u> | <u>GP</u> | <u>W</u> | <u>L</u> | <u>T</u> | <u>GF</u> | <u>GA</u> | <u>PTS</u> |
|------|-------------------------|------------|-----------|----------|----------|----------|-----------|-----------|------------|
| 2015 | Saskatoon Swat          | Junior     | 12        | 8        | 3        | 1        | 125       | 104       | 17         |
| 2016 | Saskatoon Swat          | Junior     | 8         | 3        | 5        | 0        | 87        | 110       | 6          |
| 2017 | Saskatoon Swat          | Junior     | 8         | 3        | 5        | 0        | 63        | 97        | 6          |
| 2018 | Saskatoon Swat          | Junior     | 12        | 4        | 8        | 0        | 135       | 145       | 8          |
| 2019 | Saskatoon Swat          | Junior     | 10        | 1        | 9        | 0        | 127       | 177       | 2          |
| 2020 | <i>season cancelled</i> |            |           |          |          |          |           |           |            |
| 2021 | Saskatoon Swat          | Junior     | 1         | 1        | 0        | 0        | 11        | 9         | 2          |
| 2022 | Saskatoon Swat          | Junior     | 8         | 6        | 0        | 2        | 100       | 71        | 14         |
| 2023 | Saskatoon Swat          | Junior     | 12        | 3        | 9        | 0        | 87        | 155       | 6          |

**SASKATOON SWAT (SENIOR)**

|      |                         | <u>DIV</u> | <u>GP</u> | <u>W</u> | <u>L</u> | <u>T</u> | <u>GF</u> | <u>GA</u> | <u>PTS</u> |
|------|-------------------------|------------|-----------|----------|----------|----------|-----------|-----------|------------|
| 2017 | Saskatoon Swat          | Senior     | 12        | 2        | 10       | 0        | 73        | 211       | 4          |
| 2018 | Saskatoon Swat          | Senior     | 14        | 4        | 10       | 0        | 90        | 126       | 8          |
| 2019 | Saskatoon Swat          | Senior     | 10        | 6        | 4        | 0        | 106       | 98        | 12         |
| 2020 | <i>season cancelled</i> |            |           |          |          |          |           |           |            |
| 2021 | <i>season cancelled</i> |            |           |          |          |          |           |           |            |
| 2022 | Saskatoon Swat          | Senior     | 7         | 5        | 2        | 0        | 83        | 68        | 10         |
| 2023 | Saskatoon Swat          | Senior     | 8         | 5        | 3        | 0        | 93        | 69        | 10         |

**STANDING BUFFALO FIGHTING SIOUX**

|      |                                 | <u>DIV</u> | <u>GP</u> | <u>W</u> | <u>L</u> | <u>T</u> | <u>GF</u> | <u>GA</u> | <u>PTS</u> |
|------|---------------------------------|------------|-----------|----------|----------|----------|-----------|-----------|------------|
| 2019 | Standing Buffalo Fighting Sioux | Junior     | 10        | 6        | 2        | 2        | 95        | 49        | 14         |
| 2020 | <i>season cancelled</i>         |            |           |          |          |          |           |           |            |
| 2021 | Standing Buffalo Fighting Sioux | Junior     | 1         | 1        | 0        | 0        | 9         | 5         | 2          |
| 2022 | Standing Buffalo Fighting Sioux | Junior     | 8         | 0        | 8        | 0        | 36        | 111       | 0          |
| 2023 | Standing Buffalo Fighting Sioux | Senior     | 8         | 4        | 4        | 0        | 95        | 88        | 8          |

**Swift Current Rampage**

|      |                       | <u>DIV</u> | <u>GP</u> | <u>W</u> | <u>L</u> | <u>T</u> | <u>GF</u> | <u>GA</u> | <u>PTS</u> |
|------|-----------------------|------------|-----------|----------|----------|----------|-----------|-----------|------------|
| 2003 | Swift Current Rampage |            | 10        | 4        | 5        | 1        | 70        | 99        | 9          |
| 2004 | Swift Current Rampage | Tier 2     | 10        | 3        | 7        | 0        | 68        | 76        | 6          |
| 2005 | Swift Current Rampage | Tier 2     | 10        | 6        | 3        | 1        | 78        | 84        | 13         |
| 2006 | Swift Current Rampage | Tier 2     | 10        | 4        | 4        | 2        | 72        | 79        | 10         |
| 2007 | Swift Current Rampage | Southern   | 13        | 0        | 13       | 0        | 68        | 149       | 0          |
| 2008 | Swift Current Rampage |            | 11        | 1        | 9        | 1        | 56        | 104       | 3          |
| 2009 | Swift Current Rampage | Division 1 | 10        | 2        | 8        | 0        | 49        | 103       | 4          |

**SWIFT CURRENT WOLVERINES**

|      |                          | <u>DIV</u> | <u>GP</u> | <u>W</u> | <u>L</u> | <u>T</u> | <u>GF</u> | <u>GA</u> | <u>PTS</u> |
|------|--------------------------|------------|-----------|----------|----------|----------|-----------|-----------|------------|
| 2019 | Swift Current Wolverines | Junior     | 10        | 7        | 2        | 1        | 96        | 63        | 15         |
| 2020 | <i>season cancelled</i>  |            |           |          |          |          |           |           |            |
| 2021 | Swift Current Wolverines | Junior     | 2         | 0        | 2        | 0        | 14        | 20        | 0          |
| 2022 | Swift Current Wolverines | Junior     | 7         | 2        | 5        | 0        | 64        | 57        | 4          |
| 2023 | Swift Current Wolverines | Junior     | 12        | 10       | 1        | 1        | 148       | 67        | 21         |

**Yorkton Bulldogs**

|      |                  | <u>DIV</u> | <u>GP</u> | <u>W</u> | <u>L</u> | <u>T</u> | <u>GF</u> | <u>GA</u> | <u>PTS</u> |
|------|------------------|------------|-----------|----------|----------|----------|-----------|-----------|------------|
| 2003 | Yorkton Bulldogs |            | 12        | 8        | 4        | 0        | 170       | 121       | 16         |
| 2004 | Yorkton Bulldogs | Tier 1     | 14        | 7        | 6        | 1        | 147       | 156       | 15         |
| 2005 | Yorkton Bulldogs | Tier 1     | 16        | 5        | 11       | 0        | 148       | 219       | 10         |
| 2006 | Yorkton Bulldogs | Tier 2     | 10        | 0        | 10       | 0        | 54        | 126       | 0          |
| 2007 | Yorkton Bulldogs | Northern   | 13        | 1        | 12       | 0        | 66        | 168       | 2          |
| 2008 | Yorkton Bulldogs |            | 10        | 5        | 5        | 0        | 114       | 115       | 10         |
| 2009 | Yorkton Bulldogs | Division 1 | 10        | 2        | 8        | 0        | 41        | 99        | 4          |
| 2010 | Yorkton Bulldogs | Junior     | 10        | 2        | 8        | 0        | 69        | 110       | 4          |
| 2011 | Yorkton Bulldogs | Junior     | 10        | 4        | 4        | 2        | 76        | 81        | 10         |
| 2012 | Yorkton Bulldogs | Junior     | 10        | 3        | 7        | 0        | 70        | 93        | 6          |
| 2013 | Yorkton Bulldogs | Junior     | 10        | 3        | 7        | 0        | 73        | 104       | 6          |
| 2014 | Yorkton Bulldogs | Junior     | 12        | 2        | 8        | 2        | 81        | 136       | 6          |

**SASKATCHEWAN FIELD LACROSSE LEAGUE****2017-****2021 SASKATCHEWAN FIELD LACROSSE LEAGUE**

|                            | <u>GP</u> | <u>W</u> | <u>L</u> | <u>T</u> | <u>GF</u> | <u>GA</u> | <u>PTS</u> |
|----------------------------|-----------|----------|----------|----------|-----------|-----------|------------|
| Regina Southern Comfort    | 9         | 7        | 2        | 0        | 79        | 50        | 14         |
| Sturgis 9-1-1              | 9         | 5        | 4        | 0        | 46        | 50        | 10         |
| Moose Jaw Tommy Guns       | 9         | 5        | 4        | 0        | 70        | 53        | 10         |
| Prince Albert Prairie Dogs | 9         | 5        | 4        | 0        | 86        | 79        | 10         |
| Saskatoon Plainsmen        | 9         | 3        | 6        | 0        | 56        | 83        | 6          |
| Yorkton Olden Knights      | 9         | 2        | 7        | 0        | 59        | 78        | 4          |

**HARVEST CUP**

| <b>POOL A</b>               | <u>GP</u> | <u>W</u> | <u>L</u> | <u>GF</u> | <u>GA</u> |
|-----------------------------|-----------|----------|----------|-----------|-----------|
| Prince Albert Prairie Dogs* | 2         | 2        | 0        | 14        | 7         |
| Regina Southern Comfort     | 2         | 1        | 1        | 9         | 13        |
| Yorkton Olden Knights       | 2         | 0        | 2        | 10        | 13        |

| <b>POOL B</b>        | <u>GP</u> | <u>W</u> | <u>L</u> | <u>GF</u> | <u>GA</u> |
|----------------------|-----------|----------|----------|-----------|-----------|
| Moose Jaw Tommy Guns | 2         | 2        | 0        | 18        | 12        |
| Sturgis 9-1-1        | 2         | 1        | 1        | 7         | 9         |
| Saskatoon Plainsmen  | 2         | 0        | 2        | 10        | 14        |

**SEMI-FINALS**

Prince Albert Prairie Dogs defeated Sturgis 9-1-1 7-6

Regina Southern Comfort defeated Moose Jaw Tommy Guns 10-9

Yorkton Olden Knights defeated Saskatoon Plainsmen 7-3

Prince Albert Prairie Dogs defeated Regina Southern Comfort 8-7

**2022 SASKATCHEWAN FIELD LACROSSE LEAGUE**

|                            | <u>GP</u> | <u>W</u> | <u>L</u> | <u>T</u> | <u>GF</u> | <u>GA</u> | <u>PTS</u> |
|----------------------------|-----------|----------|----------|----------|-----------|-----------|------------|
| Moose Jaw Tommy Guns       | 8         | 6        | 2        | 0        | 78        | 51        | 12         |
| Regina Southern Comfort    | 8         | 4        | 4        | 0        | 70        | 52        | 8          |
| Prince Albert Prairie Dogs | 8         | 4        | 4        | 0        | 75        | 66        | 8          |
| Sturgis 9-1-1              | 8         | 4        | 4        | 0        | 57        | 72        | 8          |
| Saskatoon Plainsmen        | 8         | 3        | 5        | 0        | 65        | 59        | 6          |
| Yorkton Olden Knight       | 8         | 3        | 5        | 0        | 43        | 70        | 6          |

**HARVEST CUP**

| <b>POOL A</b>         | <u>GP</u> | <u>W</u> | <u>L</u> | <u>GF</u> | <u>GA</u> |
|-----------------------|-----------|----------|----------|-----------|-----------|
| Sturgis 9-1-1*        | 2         | 2        | 0        | 25        | 3         |
| Moose Jaw Tommy Guns  | 2         | 1        | 1        | 8         | 15        |
| Yorkton Olden Knights | 2         | 0        | 2        | 4         | 19        |

| <b>POOL B</b>              | <u>GP</u> | <u>W</u> | <u>L</u> | <u>GF</u> | <u>GA</u> |
|----------------------------|-----------|----------|----------|-----------|-----------|
| Prince Albert Prairie Dogs | 2         | 1        | 1        | 15        | 12        |
| Regina Southern Comfort    | 2         | 1        | 1        | 14        | 13        |
| Saskatoon Plainsmen        | 2         | 1        | 1        | 13        | 17        |

**SEMI-FINALS**

Prince Albert Prairie Dogs defeated Moose Jaw Tommy Guns 8-7

Sturgis 9-1-1 defeated Regina Southern Comfort 8-2

Saskatoon Plainsmen defeated Yorkton Olden Knights 14-4

Sturgis 9-1-1 defeated Prince Albert Prairie Dogs 8-7

**2023 SASKATCHEWAN FIELD LACROSSE LEAGUE**

|                            | <u>GP</u> | <u>W</u> | <u>L</u> | <u>T</u> | <u>GF</u> | <u>GA</u> | <u>PTS</u> |
|----------------------------|-----------|----------|----------|----------|-----------|-----------|------------|
| Moose Jaw Tommy Guns       | 8         | 8        | 0        | 0        | 83        | 45        | 16         |
| Sturgis 9-1-1              | 8         | 5        | 3        | 0        | 68        | 47        | 10         |
| Prince Albert Prairie Dogs | 8         | 3        | 5        | 0        | 57        | 59        | 6          |
| Regina Southern Comfort    | 8         | 3        | 5        | 0        | 56        | 65        | 6          |
| Saskatoon Plainsmen        | 8         | 3        | 5        | 0        | 56        | 70        | 6          |
| Yorkton Olden Knights      | 8         | 2        | 6        | 0        | 50        | 86        | 4          |

| ONTARIO LACROSSE ASSOCIATION – SENIOR ‘B’ LEAGUE |  | 2000-2018 |
|--|--|-----------|
| ONTARIO SERIES LACROSSE (SENIOR ‘B’)             |  | 2019-     |

|              |                                     |  |
|--------------|-------------------------------------|--|
| 2000-2005    | Arthur Aces                         | <i>renamed Wellington Aces</i>                     |
| <b>2000-</b> | <b>Brooklin Merchants</b>           |  |
| 2000-2006    | St. Clair Storm                     | <i>folded</i>                                      |
| 2001-2003    | Burlington Chiefs                   | <i>folded</i>                                      |
| 2001-2011    | Owen Sound Woodsmen                 | <i>renamed North Stars</i>                         |
| 2001-2001    | Six Nations Crash                   | <i>renamed Six Nations Mohawk Stars</i>            |
| 2002-2004    | Ennismore Shamrocks                 | <i>renamed Smith-Ennismore-Lakefield Shamrocks</i> |
| 2002-2004    | Six Nations Mohawk Stars            | <i>renamed Mohawk Stars</i>                        |
| 2003-2009    | Ajax-Pickering Rock                 | <i>joined OLA Major League</i>                     |
| 2003-2005    | Kitchener-Waterloo Kodiaks          | <i>joined OLA Major League</i>                     |
| 2004-2004    | Barrie Lakeshores                   | <i>joined OLA Major League</i>                     |
| 2005-2008    | Mohawk Stars                        | <i>folded</i>                                      |
| 2005-2006    | Smith-Ennismore-Lakefield Shamrocks | <i>renamed Norwood Nitro</i>                       |
| 2006-2008    | Wellington Aces                     | <i>renamed Dufferins</i>                           |
| 2007-2008    | Norwood Nitro                       | <i>renamed Peterborough-Norwood Nitro</i>          |
| 2009-2011    | Ohswéken Warriors                   | <i>folded</i>                                      |
| 2009-2009    | Peterborough-Norwood Nitro          | <i>renamed Norwood Champs James Gang</i>           |
| 2009-2010    | Wellington Dufferins                | <i>renamed Wellington-Dufferin Titans</i>          |
| 2010-2012    | Huntsville Hawks                    | <i>folded</i>                                      |
| 2010-2012    | Norwood Champs James Gang           | <i>renamed Norwood James Gang</i>                  |
| 2011-2015    | St. Catharines Saints               | <i>folded</i>                                      |
| 2011-2011    | Wellington-Dufferin Titans          | <i>renamed Oakville Titans</i>                     |
| 2012-2021    | Oakville Titans                     | <i>renamed Rock</i>                                |
| <b>2012-</b> | <b>Owen Sound North Stars</b>       |  |
| 2012-2014    | Sarnia Beavers                      | <i>transferred to Wallaceburg</i>                  |
| 2013-2013    | Norwood James Gang                  | <i>renamed Ennismore James Gang</i>                |
| <b>2013-</b> | <b>Six Nations Rivermen</b>         |  |
| <b>2014-</b> | <b>Ennismore James Gang</b>         |  |
| 2015-2016    | Wallaceburg Thrashers               | <i>folded</i>                                      |
| 2017-2019    | Kitchener-Waterloo Velocity         | <i>folded</i>                                      |
| <b>2022-</b> | <b>Clearview Crushers</b>           |  |
| <b>2022-</b> | <b>Oakville Rock</b>                |  |

**2000 ONTARIO SENIOR 'B' LACROSSE ASSOCIATION**

| LEAGUE STANDINGS       | <u>GP</u> | <u>W</u> | <u>L</u> | <u>T</u> | <u>GF</u> | <u>GA</u> | <u>PTS</u> |
|------------------------|-----------|----------|----------|----------|-----------|-----------|------------|
| Brooklin Merchants*    | 8         | 7        | 1        | 0        | 99        | 75        | 14         |
| St. Clair Storm        | 8         | 2        | 5        | 1        | 70        | 86        | 5          |
| Arthur Aces            | 8         | 2        | 5        | 1        | 88        | 96        | 5          |
| INTRA-LEAGUE STANDINGS | <u>GP</u> | <u>W</u> | <u>L</u> | <u>T</u> | <u>GF</u> | <u>GA</u> | <u>PTS</u> |
| Brooklin Merchants     | 12        | 10       | 2        | 0        | 138       | 98        | 20         |
| St. Clair Storm        | 16        | 9        | 6        | 1        | 166       | 152       | 19         |
| Arthur Aces            | 16        | 7        | 8        | 1        | 196       | 177       | 15         |

*Intra-League Standings include games against Can-Am Senior 'B' Lacrosse League teams*

**PLAYOFF**

Brooklin Merchants defeated St. Clair Storm 3 games to 2 (6-5, 9-6, 7-8, 5-13, 8-6)

**2001 ONTARIO SENIOR 'B' LACROSSE ASSOCIATION**

| NORTH DIVISION       | <u>GP</u> | <u>W</u> | <u>L</u> | <u>T</u> | <u>GF</u> | <u>GA</u> | <u>PTS</u> |
|----------------------|-----------|----------|----------|----------|-----------|-----------|------------|
| Brooklin Merchants   | 14        | 13       | 1        | 0        | 166       | 111       | 26         |
| Owen Sound Woodsmen* | 14        | 10       | 4        | 0        | 153       | 113       | 20         |
| Arthur Aces          | 14        | 3        | 11       | 0        | 105       | 145       | 6          |
| SOUTH DIVISION       | <u>GP</u> | <u>W</u> | <u>L</u> | <u>T</u> | <u>GF</u> | <u>GA</u> | <u>PTS</u> |
| St. Clair Storm      | 14        | 6        | 8        | 0        | 134       | 139       | 12         |
| Burlington Chiefs    | 14        | 6        | 8        | 0        | 151       | 158       | 12         |
| Six Nations Crash    | 14        | 4        | 10       | 0        | 124       | 167       | 8          |

*Standings include intra-league games against Can-Am Senior 'B' Lacrosse League teams that did not count in standings*

**PLAYOFFS**

Brooklin Merchants defeated Burlington Chiefs 2 games to 0 (7-6, 13-4, 10-8)

Owen Sound Woodsmen defeated St. Clair Storm 3 games to 0 (14-11, 11-6, 9-8)

Owen Sound Woodsmen defeated Brooklin Merchants 3 games to 0 (10-9, 12-10, 8-2)

**2002 ONTARIO SENIOR 'B' LACROSSE ASSOCIATION**

|                          | <u>GP</u> | <u>W</u> | <u>L</u> | <u>T</u> | <u>GF</u> | <u>GA</u> | <u>PTS</u> |
|--------------------------|-----------|----------|----------|----------|-----------|-----------|------------|
| Six Nations Mohawk Stars | 14        | 12       | 2        | 0        | 200       | 131       | 24         |
| Owen Sound Woodsmen*     | 14        | 11       | 3        | 0        | 143       | 89        | 22         |
| Burlington Chiefs        | 14        | 7        | 7        | 0        | 121       | 121       | 14         |
| Brooklin Merchants       | 14        | 7        | 7        | 0        | 128       | 131       | 14         |
| Arthur Aces              | 14        | 7        | 7        | 0        | 130       | 138       | 14         |
| Ennismore Shamrocks      | 14        | 3        | 11       | 0        | 116       | 151       | 6          |
| St. Clair Storm          | 14        | 2        | 12       | 0        | 109       | 186       | 4          |

**PLAYOFFS**

Six Nations Mohawk Stars defeated Ennismore Shamrocks 2 games to 0 (17-6, 15-11)

Owen Sound Woodsmen defeated Arthur Aces 2 games to 0 (10-2, 14-2)

Burlington Chiefs defeated Brooklin Merchants 2 games to 0 (9-7, 16-11)

| ROUND-ROBIN              | <u>GP</u> | <u>W</u> | <u>L</u> | <u>PTS</u> |
|--------------------------|-----------|----------|----------|------------|
| Owen Sound Woodsmen      | 2         | 2        | 0        | 4          |
| Six Nations Mohawk Stars | 2         | 1        | 1        | 2          |
| Burlington Chiefs        | 2         | 0        | 2        | 0          |

Owen Sound Woodsmen defeated Six Nations Mohawk Stars 3 games to 1 (18-12, 8-7, 9-10, 10-6)

**2003 ONTARIO SENIOR 'B' LACROSSE ASSOCIATION**

|                            | <u>GP</u> | <u>W</u> | <u>L</u> | <u>T</u> | <u>GF</u> | <u>GA</u> | <u>PTS</u> |
|----------------------------|-----------|----------|----------|----------|-----------|-----------|------------|
| Owen Sound Woodsmen*       | 16        | 14       | 2        | 0        | 195       | 89        | 28         |
| Kitchener-Waterloo Kodiaks | 16        | 13       | 2        | 1        | 152       | 106       | 27         |
| Brooklin Merchants         | 16        | 11       | 5        | 0        | 178       | 134       | 22         |
| Ajax-Pickering Rock        | 16        | 10       | 6        | 0        | 131       | 116       | 20         |
| Burlington Chiefs          | 16        | 6        | 9        | 1        | 153       | 159       | 13         |
| Arthur Aces                | 16        | 6        | 10       | 0        | 139       | 158       | 12         |
| Ennismore Shamrocks        | 16        | 5        | 11       | 0        | 110       | 163       | 10         |
| Six Nations Mohawk Stars   | 16        | 4        | 12       | 0        | 132       | 189       | 8          |
| St. Clair Storm            | 16        | 2        | 14       | 0        | 133       | 209       | 4          |

**PLAYOFFS**

Owen Sound Woodsmen defeated Six Nation Mohawk Stars 2 games to 0 (15-4, 14-8)

Kitchener-Waterloo Kodiaks defeated Ennismore Shamrocks 2 games to 0 (14-7, 11-7)

Arthur Aces defeated Brooklin Merchants 2 games to 0 (12-11, 11-9)

Burlington Chiefs defeated Ajax-Pickering Rock 2 games to 1 (5-8, 9-8, 7-5)

Owen Sound Woodsmen defeated Arthur Aces 2 games to 0 (14-4, 7-5)

Kitchener-Waterloo Kodiaks defeated Burlington Chiefs 2 games to 0 (12-2, 6-5)

Owen Sound Woodsmen defeated Kitchener-Waterloo Kodiaks 3 games to 2 (9-10, 7-5, 9-5, 7-10, 7-5)

**2004 ONTARIO SENIOR 'B' LACROSSE ASSOCIATION**

|                            | <u>GP</u> | <u>W</u> | <u>L</u> | <u>T</u> | <u>GF</u> | <u>GA</u> | <u>PTS</u> |
|----------------------------|-----------|----------|----------|----------|-----------|-----------|------------|
| Owen Sound Woodsmen        | 16        | 15       | 1        | 0        | 185       | 96        | 30         |
| Kitchener-Waterloo Kodiaks | 16        | 12       | 4        | 0        | 162       | 101       | 24         |
| Barrie Lakeshores*         | 16        | 10       | 6        | 0        | 163       | 121       | 20         |
| Ajax-Pickering Rock        | 16        | 8        | 7        | 1        | 122       | 110       | 17         |
| Arthur Aces                | 16        | 7        | 9        | 0        | 106       | 134       | 14         |
| Six Nations Mohawk Stars   | 16        | 6        | 10       | 0        | 161       | 172       | 12         |
| Ennismore Shamrocks        | 16        | 6        | 10       | 0        | 136       | 159       | 12         |
| Brooklin Merchants         | 16        | 5        | 10       | 1        | 127       | 149       | 11         |
| St. Clair Storm            | 16        | 2        | 14       | 0        | 93        | 185       | 4          |

**PLAYOFFS**

Owen Sound Woodsmen defeated Brooklin Merchants 2 games to 1 (14-6, 7-11, 9-4)

Kitchener-Waterloo Kodiaks defeated Six Nations Mohawk Stars 2 games to 0 (13-4, 8-4)

Barrie Lakeshores defeated Ennismore Shamrocks 2 games to 0 (17-6, 10-6)

Ajax-Pickering Rock defeated Arthur Aces 2 games to 1 (12-7, 8-10, 11-5)

Owen Sound Woodsmen defeated Ajax-Pickering Rock 3 games to 2 (12-8, 4-5, 5-7, 8-4, 12-5)

Barrie Lakeshores defeated Kitchener-Waterloo Kodiaks 3 games to 2 (6-9, 11-8, 8-7, 5-11, 4-3)

Barrie Lakeshores defeated Owen Sound Woodsmen 3 games to 2 (3-6, 6-5, 6-12, 8-7, 7-6)

**2005 ONTARIO SENIOR 'B' LACROSSE ASSOCIATION**

|                                     | <u>GP</u> | <u>W</u> | <u>L</u> | <u>T</u> | <u>GF</u> | <u>GA</u> | <u>PTS</u> |
|-------------------------------------|-----------|----------|----------|----------|-----------|-----------|------------|
| <b>EAST DIVISION</b>                |           |          |          |          |           |           |            |
| Kitchener-Waterloo Kodiaks*         | 14        | 10       | 4        | 0        | 134       | 98        | 20         |
| Ajax-Pickering Rock                 | 14        | 7        | 6        | 1        | 126       | 124       | 15         |
| Brooklin Merchants                  | 14        | 7        | 7        | 0        | 120       | 117       | 14         |
| Smith-Ennismore-Lakefield Shamrocks | 14        | 2        | 11       | 1        | 100       | 141       | 5          |
| <b>WEST DIVISION</b>                |           |          |          |          |           |           |            |
| Owen Sound Woodsmen                 | 14        | 9        | 4        | 1        | 129       | 90        | 19         |
| Mohawk Stars                        | 14        | 9        | 5        | 0        | 145       | 110       | 18         |
| Arthur Aces                         | 14        | 7        | 7        | 0        | 122       | 125       | 14         |
| St. Clair Storm                     | 14        | 3        | 10       | 1        | 88        | 159       | 7          |

**PLAYOFFS**

Kitchener-Waterloo Kodiaks defeated Ennismore S.E.L. Shamrocks 3 games to 0 (12-7, 12-4, 10-7)  
Owen Sound Woodsmen defeated St. Clair Storm 3 games to 0 (8-3, 10-8, 15-5)  
Mohawk Stars defeated Arthur Aces 3 games to 2 (9-15, 6-5, 5-6, 16-9, 10-4)  
Ajax-Pickering Rock defeated Brooklin Merchants 3 games to 1 (9-4, 13-8, 7-8, 12-8)

Kitchener-Waterloo Kodiaks defeated Ajax-Pickering Rock 3 games to 0 (9-5, 11-3, 7-4)  
Mohawk Stars defeated Owen Sound Woodsmen 3 games to 1 (9-18, 11-7, 11-10, 12-11)

Kitchener-Waterloo Kodiaks defeated Mohawk Stars 3 games to 0 (8-5, 13-3, 9-5)

**2006 ONTARIO SENIOR 'B' LACROSSE ASSOCIATION**

|                                     | <u>GP</u> | <u>W</u> | <u>L</u> | <u>T</u> | <u>GF</u> | <u>GA</u> | <u>PTS</u> |
|-------------------------------------|-----------|----------|----------|----------|-----------|-----------|------------|
| Ajax-Pickering Rock                 | 14        | 10       | 3        | 1        | 128       | 97        | 21         |
| Wellington Aces*                    | 14        | 10       | 4        | 0        | 136       | 89        | 20         |
| Owen Sound Woodsmen                 | 14        | 9        | 5        | 0        | 120       | 93        | 18         |
| Brooklin Merchants                  | 14        | 7        | 4        | 3        | 129       | 127       | 17         |
| Mohawk Stars                        | 14        | 5        | 8        | 1        | 131       | 131       | 11         |
| Smith-Ennismore-Lakefield Shamrocks | 14        | 3        | 10       | 1        | 111       | 124       | 7          |
| St. Clair Storm                     | 14        | 2        | 12       | 0        | 95        | 189       | 4          |

**PLAYOFFS**

Wellington Aces defeated St. Clair Storm 2 games to 0 (14-2, 13-6)  
Owen Sound Woodsmen defeated Smith-Ennismore-Lakefield Shamrocks 2 games to 1 (11-10, 8-10, 6-5)  
Brooklin Merchants defeated Mohawk Stars 2 games to 0 (9-8, 8-7)

Ajax-Pickering Rock defeated Brooklin Merchants 3 games to 0 (8-7, 13-10, 7-6)  
Wellington Aces defeated Owen Sound Woodsmen 3 games to 2 (9-8, 7-9, 9-4, 4-5, 11-10)

Wellington Aces defeated Ajax-Pickering Rock 3 games to 1 (7-6, 7-3, 6-10, 10-7)

**2007 ONTARIO SENIOR 'B' LACROSSE ASSOCIATION**

| <b>EAST DIVISION</b> | <u>GP</u> | <u>W</u> | <u>L</u> | <u>T</u> | <u>GF</u> | <u>GA</u> | <u>PTS</u> |
|----------------------|-----------|----------|----------|----------|-----------|-----------|------------|
| Norwood Nitro        | 14        | 9        | 5        | 0        | 107       | 83        | 18         |
| Brooklin Merchants   | 14        | 5        | 9        | 0        | 100       | 125       | 10         |
| Ajax-Pickering Rock  | 14        | 5        | 9        | 0        | 94        | 109       | 10         |

| <b>WEST DIVISION</b> | <u>GP</u> | <u>W</u> | <u>L</u> | <u>T</u> | <u>GF</u> | <u>GA</u> | <u>PTS</u> |
|----------------------|-----------|----------|----------|----------|-----------|-----------|------------|
| Wellington Aces      | 14        | 10       | 4        | 0        | 100       | 74        | 20         |
| Mohawk Stars         | 14        | 7        | 7        | 0        | 107       | 114       | 14         |
| Owen Sound Woodsmen* | 14        | 6        | 8        | 0        | 88        | 91        | 12         |

**PLAYOFFS**

| <b>PRELIMINARY ROUND-ROBIN SERIES 'A'</b> | <u>GP</u> | <u>W</u> | <u>L</u> | <u>GF</u> | <u>GA</u> | <u>PTS</u> |
|---|-----------|----------|----------|-----------|-----------|------------|
| Ajax-Pickering Rock                       | 4         | 3        | 1        | 22        | 18        | 6          |
| Mohawk Stars                              | 4         | 3        | 1        | 16        | 16        | 6          |
| Wellington Aces                           | 4         | 0        | 4        | 10        | 14        | 0          |

| <b>PRELIMINARY ROUND-ROBIN SERIES 'B'</b> | <u>GP</u> | <u>W</u> | <u>L</u> | <u>GF</u> | <u>GA</u> | <u>PTS</u> |
|---|-----------|----------|----------|-----------|-----------|------------|
| Owen Sound Woodsmen                       | 4         | 3        | 1        | 37        | 27        | 6          |
| Brooklin Merchants                        | 4         | 2        | 2        | 36        | 35        | 4          |
| Norwood Nitro                             | 4         | 1        | 3        | 30        | 41        | 2          |

Ajax-Pickering Rock defeated Mohawk Stars 3 games to 0 (8-7, 6-4, 10-9)  
Owen Sound Woodsmen defeated Brooklin Merchants 3 games to 0 (10-9, 12-10, 17-8)  
Owen Sound Woodsmen defeated Ajax-Pickering Rock 3 games to 0 (6-3, 10-5, 4-3)



**2008 ONTARIO SENIOR 'B' LACROSSE ASSOCIATION**

|                        | <u>GP</u> | <u>W</u> | <u>L</u> | <u>T</u> | <u>GF</u> | <u>GA</u> | <u>PTS</u> |
|------------------------|-----------|----------|----------|----------|-----------|-----------|------------|
| EAST DIVISION          |           |          |          |          |           |           |            |
| Brooklin Merchants     | 14        | 8        | 6        | 0        | 112       | 105       | 16         |
| Norwood Nitro          | 14        | 6        | 6        | 2        | 108       | 104       | 14         |
| Ajax-Pickering Rock    | 14        | 5        | 9        | 0        | 100       | 113       | 10         |
| WEST DIVISION          |           |          |          |          |           |           |            |
| Centre Wellington Aces | 14        | 11       | 2        | 1        | 113       | 73        | 23         |
| Owen Sound Woodsmen*   | 14        | 8        | 6        | 0        | 114       | 92        | 16         |
| Mohawk Stars           | 14        | 2        | 11       | 1        | 86        | 146       | 5          |

**PLAYOFFS**

Norwood Nitro defeated Ajax-Pickering Rock 2 games to 1 (13-5, 13-15, 6-5)

Owen Sound Woodsmen defeated Mohawk Stars 2 games to 0 (17-4, 16-11)

Owen Sound Woodsmen defeated Centre Wellington Aces 3 games to 1 (4-6, 7-4, 5-3, 10-8)

Brooklin Merchants defeated Norwood Nitro 3 games to 2 (7-6, 14-9, 6-8, 8-11, 8-7)

Owen Sound Woodsmen defeated Brooklin Merchants 3 games to 0 (10-5, 10-6, 10-7)

**2009 ONTARIO SENIOR 'B' LACROSSE ASSOCIATION**

|                      | <u>GP</u> | <u>W</u> | <u>L</u> | <u>T</u> | <u>GF</u> | <u>GA</u> | <u>PTS</u> |
|----------------------|-----------|----------|----------|----------|-----------|-----------|------------|
| Owen Sound Woodsmen* | 16        | 15       | 1        | 0        | 246       | 114       | 30         |
| Norwood Nitro        | 16        | 10       | 5        | 1        | 186       | 152       | 21         |
| Ajax-Pickering Rock  | 16        | 9        | 6        | 1        | 153       | 172       | 19         |
| Brooklin Merchants   | 16        | 9        | 7        | 0        | 200       | 163       | 18         |
| Ohsweken Warriors    | 16        | 2        | 14       | 0        | 157       | 249       | 4          |
| Wellington Dufferins | 16        | 2        | 14       | 0        | 136       | 225       | 4          |

**PLAYOFFS**

Owen Sound Woodsmen defeated Brooklin Merchants 3 games to 0 (13-8, 15-10, 13-9)

Norwood Nitro defeated Ajax-Pickering Rock 3 games to 1 (12-6, 7-5, 7-10, 9-5)

Owen Sound Woodsmen defeated Norwood Nitro 3 games to 0 (17-8, 14-13, 13-5)

**2010 ONTARIO SENIOR 'B' LACROSSE ASSOCIATION**

|                           | <u>GP</u> | <u>W</u> | <u>L</u> | <u>T</u> | <u>GF</u> | <u>GA</u> | <u>PTS</u> |
|---------------------------|-----------|----------|----------|----------|-----------|-----------|------------|
| Norwood Champs James Gang | 16        | 13       | 3        | 0        | 198       | 161       | 26         |
| Brooklin Merchants        | 16        | 9        | 6        | 1        | 198       | 172       | 19         |
| Owen Sound Woodsmen*      | 16        | 9        | 6        | 1        | 178       | 152       | 19         |
| Wellington Dufferins      | 16        | 8        | 8        | 0        | 183       | 179       | 16         |
| Ohsweken Warriors         | 16        | 7        | 9        | 0        | 205       | 187       | 14         |
| Huntsville Hawks          | 16        | 1        | 15       | 0        | 136       | 247       | 2          |

**PLAYOFFS**

Norwood Champs James Gang defeated Wellington Dufferins 3 games to 1 (11-8, 20-9, W-N, 13-5)

Owen Sound Woodsmen defeated Brooklin Merchants 3 games to 0 (O-N, 14-9, O-N)

Owen Sound Woodsmen defeated Norwood Champs James Gang (7-8, 15-8, 6-9, 10-5, 10-8)

**2011 ONTARIO SENIOR 'B' LACROSSE ASSOCIATION**

|                            | <u>GP</u> | <u>W</u> | <u>L</u> | <u>T</u> | <u>GF</u> | <u>GA</u> | <u>PTS</u> |
|----------------------------|-----------|----------|----------|----------|-----------|-----------|------------|
| Norwood Champs James Gang  | 16        | 14       | 2        | 0        | 185       | 118       | 28         |
| Owen Sound Woodsmen        | 16        | 13       | 3        | 0        | 196       | 134       | 26         |
| Brooklin Merchants         | 16        | 12       | 4        | 0        | 204       | 157       | 24         |
| St. Catharines Saints*     | 16        | 5        | 11       | 0        | 186       | 140       | 10         |
| Huntsville Hawks           | 16        | 5        | 11       | 0        | 119       | 208       | 10         |
| Wellington-Dufferin Titans | 16        | 4        | 12       | 0        | 131       | 180       | 8          |
| Ohsweken Warriors          | 16        | 3        | 13       | 0        | 126       | 210       | 6          |

**PLAYOFFS**

St. Catharines Saints defeated Norwood Champs James Gang 3 games to 0 (10-6, 10-4, 8-5)

Owen Sound Woodsmen defeated Brooklin Merchants 3 games to 1 (5-13, 13-8, 10-9, 8-6)

St. Catharines Saints defeated Owen Sound Woodsmen 4 games to 2 (10-14, 10-14, 8-6, 11-6, 12-5, 9-6)

**2012 ONTARIO SENIOR 'B' LACROSSE ASSOCIATION**

|                           | <u>GP</u> | <u>W</u> | <u>L</u> | <u>T</u> | <u>OL</u> | <u>GF</u> | <u>GA</u> | <u>PTS</u> |
|---------------------------|-----------|----------|----------|----------|-----------|-----------|-----------|------------|
| St. Catharines Saints*    | 16        | 11       | 5        | 0        | 0         | 205       | 152       | 22         |
| Oakville Titans           | 16        | 11       | 5        | 0        | 0         | 176       | 166       | 22         |
| Owen Sound North Stars    | 16        | 10       | 5        | 1        | 0         | 165       | 138       | 21         |
| Norwood Champs James Gang | 16        | 9        | 5        | 2        | 0         | 176       | 127       | 20         |
| Brooklin Merchants        | 16        | 8        | 5        | 1        | 2         | 164       | 166       | 19         |
| Sarnia Beavers            | 16        | 5        | 11       | 0        | 0         | 140       | 173       | 10         |
| Huntsville Hawks          | 16        | 0        | 15       | 0        | 1         | 124       | 228       | 1          |

**PLAYOFFS**

Owen Sound North Stars defeated Sarnia Beavers 2 games to 0 (19-8, 10-9)

Brooklin Merchants defeated Norwood Champs James Gang 2 games to 0 (10-9, 9-7)

St. Catharines Saints defeated Brooklin Merchants 3 games to 2 (16-6, 11-12 OT, 6-10, 16-10, 11-8)

Owen Sound North Stars defeated Oakville Titans 3 games to 0 (12-7, 9-8 OT, 13-7)

St. Catharines Saints defeated Owen Sound North Stars 4 games to 0 (10-7, 7-6, 14-11, 9-7)

**2013 ONTARIO SENIOR 'B' LACROSSE ASSOCIATION**

|                        | <u>GP</u> | <u>W</u> | <u>L</u> | <u>T</u> | <u>GF</u> | <u>GA</u> | <u>PTS</u> |
|------------------------|-----------|----------|----------|----------|-----------|-----------|------------|
| St. Catharines Saints* | 16        | 13       | 3        | 0        | 174       | 112       | 26         |
| Six Nations Rivermen   | 16        | 11       | 5        | 0        | 182       | 148       | 22         |
| Norwood James Gang     | 16        | 8        | 8        | 0        | 149       | 151       | 16         |
| Brooklin Merchants     | 16        | 8        | 8        | 0        | 138       | 154       | 16         |
| Owen Sound North Stars | 16        | 6        | 10       | 0        | 136       | 150       | 12         |
| Sarnia Beavers         | 16        | 6        | 10       | 0        | 138       | 157       | 12         |
| Oakville Titans        | 16        | 4        | 12       | 0        | 140       | 185       | 8          |

**PLAYOFFS**

St. Catharines Saints defeated Brooklin Merchants 3 games to 0 (19-4, 15-6, 10-5)

Six Nations Rivermen defeated Norwood James Gang 3 games to 0 (12-5, 10-3, 11-10)

St. Catharines Saints defeated Six Nations Rivermen 3 games to 0 (12-7, 7-5, 10-9)

**2014 ONTARIO SENIOR 'B' LACROSSE ASSOCIATION**

|                        | <u>GP</u> | <u>W</u> | <u>L</u> | <u>T</u> | <u>GF</u> | <u>GA</u> | <u>PTS</u> |
|------------------------|-----------|----------|----------|----------|-----------|-----------|------------|
| Ennismore James Gang   | 16        | 14       | 2        | 0        | 167       | 104       | 28         |
| St.Catharines Saints   | 16        | 13       | 3        | 0        | 187       | 137       | 26         |
| Six Nations Rivermen*  | 16        | 11       | 5        | 0        | 178       | 135       | 22         |
| Oakville Titans        | 16        | 7        | 9        | 0        | 155       | 175       | 14         |
| Owen Sound North Stars | 16        | 6        | 10       | 0        | 138       | 150       | 12         |
| Sarnia Beavers         | 16        | 4        | 12       | 0        | 155       | 197       | 8          |
| Brooklin Merchants     | 16        | 1        | 15       | 0        | 115       | 197       | 2          |

**PLAYOFFS**

Six Nations Rivermen defeated Sarnia Beavers 2 games to 0 (16-7, 14-7)

Oakville Titans defeated Owen Sound North Stars 2 games to 0 (5-4, 14-9)

Ennismore James Gang defeated Oakville Titans 3 games to 0 (15-9, 10-6, 16-9)

Six Nations Rivermen defeated St. Catharines Saints 3 games to 0 (10-6, 15-8, 12-9)

Six Nations Rivermen defeated Ennismore James Gang 3 games to 1 (8-13, 11-7, 11-4, 11-5)

**2015 ONTARIO SENIOR 'B' LACROSSE ASSOCIATION**

|                        | <u>GP</u> | <u>W</u> | <u>L</u> | <u>T</u> | <u>GF</u> | <u>GA</u> | <u>PTS</u> |
|------------------------|-----------|----------|----------|----------|-----------|-----------|------------|
| Six Nations Rivermen*  | 16        | 12       | 4        | 0        | 158       | 104       | 24         |
| St. Catharines Saints  | 16        | 11       | 4        | 1        | 150       | 124       | 23         |
| Brooklin Merchants     | 16        | 9        | 6        | 1        | 140       | 126       | 19         |
| Owen Sound North Stars | 16        | 8        | 7        | 1        | 117       | 127       | 17         |
| Oakville Titans        | 16        | 7        | 9        | 0        | 135       | 137       | 14         |
| Ennismore James Gang   | 16        | 5        | 10       | 1        | 117       | 132       | 11         |
| Wallaceburg Thrashers  | 16        | 2        | 14       | 0        | 106       | 173       | 4          |

**PLAYOFFS**

Brooklin Merchants defeated Ennismore James Gang 2 games to 0 (14-7, 13-8)

Oakville Titans defeated Owen Sound North Stars 2 games to 0 (12-5, 11-2)

Six Nations Rivermen defeated Oakville Titans 3 games to 0 (12-5, 11-6, 12-6)

Brooklin Merchants defeated St. Catharines Saints 3 games to 1 (8-6, 6-11, 12-10, 5-4)

Six Nations Rivermen defeated Brooklin Merchants 3 games to 0 (11-2, 10-9, 13-7)

**2016 ONTARIO SENIOR 'B' LACROSSE ASSOCIATION**

|                        | <u>GP</u> | <u>W</u> | <u>L</u> | <u>T</u> | <u>GF</u> | <u>GA</u> | <u>PTS</u> |
|------------------------|-----------|----------|----------|----------|-----------|-----------|------------|
| Brooklin Merchants*    | 16        | 14       | 2        | 0        | 202       | 121       | 28         |
| Six Nations Rivermen   | 16        | 12       | 4        | 0        | 180       | 120       | 24         |
| Ennismore James Gang   | 16        | 7        | 8        | 1        | 122       | 129       | 15         |
| Owen Sound North Stars | 16        | 7        | 8        | 1        | 127       | 128       | 15         |
| Oakville Titans        | 16        | 7        | 9        | 0        | 155       | 175       | 14         |
| Wallaceburg Thrashers  | 16        | 0        | 16       | 0        | 107       | 220       | 0          |

**PLAYOFFS**

Brooklin Merchants defeated Owen Sound North Stars 3 games to 1 (10-5, 7-8, 8-6, 14-5)

Six Nations Rivermen defeated Ennismore James Gang 3 games to 0 (6-5, 10-3, 8-6)

Brooklin Merchants defeated Six Nations Rivermen 3 games to 0 (8-6, 11-10, 11-6)

**2017 ONTARIO SENIOR 'B' LACROSSE ASSOCIATION**

|                             | <u>GP</u> | <u>W</u> | <u>L</u> | <u>T</u> | <u>GF</u> | <u>GA</u> | <u>PTS</u> |
|-----------------------------|-----------|----------|----------|----------|-----------|-----------|------------|
| Six Nations Rivermen*       | 16        | 15       | 1        | 0        | 192       | 93        | 30         |
| Owen Sound North Stars      | 16        | 11       | 5        | 0        | 157       | 97        | 22         |
| Oakville Titans             | 16        | 10       | 5        | 1        | 171       | 126       | 21         |
| Ennismore James Gang        | 16        | 7        | 9        | 0        | 126       | 132       | 14         |
| Brooklin Merchants          | 16        | 4        | 11       | 1        | 112       | 152       | 9          |
| Kitchener-Waterloo Velocity | 16        | 0        | 16       | 0        | 64        | 222       | 0          |

**PLAYOFFS**

Oakville Titans defeated Kitchener-Waterloo Velocity 2 games to 0 (17-7, 13-10)

Ennismore James Gang defeated Brooklin Merchants 2 games to 1 (5-10, 13-11, 10-7)

Six Nations Rivermen defeated Ennismore James Gang 3 games to 0 (15-9, 12-7, 15-4)

Owen Sound North Stars defeated Oakville Titans 3 games to 0 (8-6, 9-5, 10-6)

Six Nations Rivermen defeated Owen Sound North Stars 3 games to 0 (11-9, 11-10, 13-10)

**2018 ONTARIO SENIOR 'B' LACROSSE ASSOCIATION**

|                             | <u>GP</u> | <u>W</u> | <u>L</u> | <u>T</u> | <u>GF</u> | <u>GA</u> | <u>PTS</u> |
|-----------------------------|-----------|----------|----------|----------|-----------|-----------|------------|
| Oakville Titans*            | 16        | 12       | 4        | 0        | 189       | 116       | 24         |
| Six Nations Rivermen        | 16        | 11       | 5        | 0        | 160       | 159       | 22         |
| Owen Sound North Stars      | 16        | 9        | 6        | 1        | 147       | 125       | 19         |
| Brooklin Merchants          | 16        | 9        | 6        | 1        | 176       | 146       | 19         |
| Ennismore James Gang        | 16        | 4        | 12       | 0        | 135       | 162       | 8          |
| Kitchener-Waterloo Velocity | 16        | 2        | 14       | 0        | 100       | 199       | 4          |

**PLAYOFFS**

Oakville Titans defeated Brooklin Merchants 3 games to 2 (5-12, 13-7, 12-14, 13-9, 10-7)

Six Nations Rivermen defeated Owen Sound North Stars 3 games to 2 (9-11 OT, 6-8 OT, 9-6, 8-7, 12-7)

Oakville Titans defeated Six Nations Rivermen 3 games to 1 (7-4, 9-10 OT, 13-8, 13-9)

**2019 ONTARIO SENIOR 'B' SERIES LACROSSE**

|                             | <u>GP</u> | <u>W</u> | <u>L</u> | <u>T</u> | <u>GF</u> | <u>GA</u> | <u>PTS</u> |
|-----------------------------|-----------|----------|----------|----------|-----------|-----------|------------|
| Six Nations Rivermen*       | 15        | 12       | 3        | 0        | 171       | 99        | 24         |
| Oakville Titans             | 16        | 12       | 4        | 0        | 163       | 105       | 24         |
| Brooklin Merchants          | 15        | 9        | 6        | 0        | 157       | 123       | 18         |
| Owen Sound North Stars      | 16        | 9        | 7        | 0        | 152       | 144       | 18         |
| Ennismore James Gang        | 16        | 4        | 12       | 0        | 129       | 193       | 8          |
| Kitchener-Waterloo Velocity | 16        | 1        | 15       | 0        | 98        | 206       | 2          |

*Brooklin Merchants vs. Six Nations Rivermen game on June 29, 2019 was cancelled and not re-scheduled*

**PLAYOFFS**

Six Nations Rivermen defeated Owen Sound North Stars 3 games to 1 (3-7, 9-4, 11-10 OT, 9-8 OT)

Oakville Titans defeated Brooklin Merchants 3 games to 2 (9-8, 12-8, 4-6, 8-7, 9-8 OT)

Six Nations Rivermen defeated Oakville Titans 3 games to 1 (9-4, 2-3, 12-8, 12-10 OT)

**2020 ONTARIO SENIOR 'B' SERIES LACROSSE**

*Ontario Senior Series Lacrosse season cancelled on May 20, 2020 due to the COVID-19 coronavirus pandemic*

**2021 ONTARIO SENIOR 'B' SERIES LACROSSE**

*Ontario Senior Series Lacrosse season cancelled on May 19, 2021 due to the COVID-19 coronavirus pandemic*

**2022 ONTARIO SENIOR 'B' SERIES LACROSSE**

|                        | <u>GP</u> | <u>W</u> | <u>L</u> | <u>T</u> | <u>GF</u> | <u>GA</u> | <u>PTS</u> |
|------------------------|-----------|----------|----------|----------|-----------|-----------|------------|
| Six Nations Rivermen*  | 16        | 14       | 2        | 0        | 178       | 96        | 28         |
| Owen Sound North Stars | 16        | 9        | 6        | 1        | 140       | 139       | 19         |
| Oakville Rock          | 16        | 8        | 8        | 0        | 163       | 146       | 16         |
| Clearview Crushers     | 16        | 6        | 10       | 0        | 136       | 168       | 12         |
| Ennismore James Gang   | 16        | 6        | 10       | 0        | 130       | 185       | 12         |
| Brooklin Merchants     | 16        | 4        | 11       | 1        | 122       | 135       | 9          |

**PLAYOFFS**

Six Nations Rivermen defeated Clearview Crushers 3 games to 0 (17-5, 20-7, 16-7)

Oakville Rock defeated Owen Sound North Stars 3 games to 1 (7-8, 11-8, 7-6, 9-5)

Six Nations Rivermen defeated Oakville Rock 3 games to 0 (12-8, 9-7, 13-9)

**2023 ONTARIO SENIOR 'B' SERIES LACROSSE**

|                        | <u>GP</u> | <u>W</u> | <u>L</u> | <u>T</u> | <u>GF</u> | <u>GA</u> | <u>PTS</u> |
|------------------------|-----------|----------|----------|----------|-----------|-----------|------------|
| Oakville Rock*         | 16        | 15       | 1        | 0        | 248       | 107       | 30         |
| Brooklin Merchants     | 16        | 11       | 5        | 0        | 167       | 158       | 22         |
| Six Nations Rivermen   | 16        | 8        | 6        | 2        | 196       | 155       | 18         |
| Owen Sound North Stars | 16        | 8        | 7        | 1        | 178       | 161       | 17         |
| Clearview Crushers     | 16        | 2        | 13       | 1        | 125       | 226       | 5          |
| Ennismore James Gang   | 16        | 2        | 14       | 0        | 91        | 198       | 4          |

**PLAYOFFS**

Six Nations Rivermen defeated Brooklin Merchants 3 games to 2 (14-7, 3-8, 6-15, 13-12 OT, 7-6)

Oakville Rock defeated Owen Sound North Stars 3 games to 0 (13-7, 10-2, 16-12)

Oakville Rock defeated Six Nations Rivermen 2 games to 1 (12-10, 7-11, 16-12)

**CLARE LEVACK TROPHY – ONTARIO SENIOR 'B' ASSOCIATION CHAMPIONS**

|      | <u>Champion</u>                   | <u>Finalist</u>            |
|------|-----------------------------------|----------------------------|
| 2000 | <b>Brooklin Merchants</b>         | St. Clair Storm            |
| 2001 | <b>Owen Sound Woodsmen</b>        | Brooklin Merchants         |
| 2002 | <b>Owen Sound Woodsmen</b>        | Six Nation Mohawk Stars    |
| 2003 | <b>Owen Sound Woodsmen</b>        | Kitchener-Waterloo Kodiaks |
| 2004 | <b>Barrie Lakeshores</b>          | Owen Sound Woodsmen        |
| 2005 | <b>Kitchener-Waterloo Kodiaks</b> | Mohawk Stars               |
| 2006 | <b>Wellington Aces</b>            | Ajax-Pickering Rock        |
| 2007 | <b>Owen Sound Woodsmen</b>        | Ajax-Pickering Rock        |
| 2008 | <b>Owen Sound Woodsmen</b>        | Brooklin Merchants         |
| 2009 | <b>Owen Sound Woodmen</b>         | Norwood Nitro              |
| 2010 | <b>Owen Sound Woodmen</b>         | Norwood Champs James Gang  |
| 2011 | <b>St. Catharines Saints</b>      | Owen Sound Woodsmen        |
| 2012 | <b>St. Catharines Saints</b>      | Owen Sound North Stars     |
| 2013 | <b>St. Catharines Saints</b>      | Six Nations Rivermen       |
| 2014 | <b>Six Nations Rivermen</b>       | Ennismore James Gang       |
| 2015 | <b>Six Nations Rivermen</b>       | Brooklin Merchants         |
| 2016 | <b>Brooklin Merchants</b>         | Six Nations Rivermen       |
| 2017 | <b>Six Nations Rivermen</b>       | Owen Sound North Stars     |
| 2018 | <b>Oakville Titans</b>            | Six Nations Rivermen       |
| 2019 | <b>Six Nations Rivermen</b>       | Oakville Titans            |
| 2020 | <i>no decision</i>                |                            |
| 2021 | <i>no decision</i>                |                            |
| 2022 | <b>Six Nations Rivermen</b>       | Oakville Rock              |
| 2023 | <b>Oakville Rock</b>              | Six Nations Rivermen       |

**Arthur Aces / Wellington Aces / Centre Wellington Aces / Wellington Dufferins / Wellington-Dufferin Titans / Oakville Titans / OAKVILLE ROCK**

|             |                            | <u>GP</u> | <u>W</u>  | <u>L</u> | <u>T</u> | <u>OL</u> | <u>GF</u>  | <u>GA</u>  | <u>PTS</u> |
|-------------|----------------------------|-----------|-----------|----------|----------|-----------|------------|------------|------------|
| 2000        | Arthur Aces                | 16        | 7         | 8        | 1        |           | 196        | 177        | 15         |
| 2001        | Arthur Aces                | 14        | 3         | 11       | 0        |           | 105        | 145        | 6          |
| 2002        | Arthur Aces                | 14        | 7         | 7        | 0        |           | 130        | 138        | 14         |
| 2003        | Arthur Aces                | 16        | 6         | 10       | 0        |           | 139        | 158        | 12         |
| 2004        | Arthur Aces                | 16        | 7         | 9        | 0        |           | 106        | 134        | 14         |
| 2005        | Arthur Aces                | 14        | 7         | 7        | 0        |           | 122        | 125        | 14         |
| <b>2006</b> | <b>Wellington Aces</b>     | <b>14</b> | <b>10</b> | <b>4</b> | <b>0</b> |           | <b>136</b> | <b>89</b>  | <b>20</b>  |
| 2007        | Wellington Aces            | 14        | 10        | 4        | 0        |           | 100        | 74         | 20         |
| 2008        | Centre Wellington Aces     | 14        | 11        | 2        | 1        |           | 113        | 73         | 23         |
| 2009        | Wellington Dufferins       | 16        | 2         | 14       | 0        |           | 136        | 225        | 4          |
| 2010        | Wellington Dufferins       | 16        | 8         | 8        | 0        |           | 183        | 179        | 16         |
| 2011        | Wellington-Dufferin Titans | 16        | 4         | 12       | 0        |           | 131        | 180        | 8          |
| 2012        | Oakville Titans            | 16        | 11        | 5        | 0        | 0         | 176        | 166        | 22         |
| 2013        | Oakville Titans            | 16        | 4         | 12       | 0        |           | 140        | 185        | 8          |
| 2014        | Oakville Titans            | 16        | 7         | 9        | 0        |           | 155        | 175        | 14         |
| 2015        | Oakville Titans            | 16        | 7         | 9        | 0        |           | 135        | 137        | 14         |
| 2016        | Oakville Titans            | 16        | 7         | 9        | 0        |           | 155        | 175        | 14         |
| 2017        | Oakville Titans            | 16        | 10        | 5        | 1        |           | 171        | 126        | 21         |
| <b>2018</b> | <b>Oakville Titans</b>     | <b>16</b> | <b>12</b> | <b>4</b> | <b>0</b> |           | <b>189</b> | <b>116</b> | <b>24</b>  |
| 2019        | Oakville Titans            | 16        | 12        | 4        | 0        |           | 163        | 105        | 24         |
| 2020        | <i>season cancelled</i>    |           |           |          |          |           |            |            |            |
| 2021        | <i>season cancelled</i>    |           |           |          |          |           |            |            |            |
| 2022        | Oakville Rock              | 16        | 8         | 8        | 0        |           | 163        | 146        | 16         |
| <b>2023</b> | <b>Oakville Rock</b>       | <b>16</b> | <b>15</b> | <b>1</b> | <b>0</b> |           | <b>248</b> | <b>107</b> | <b>30</b>  |

**BROOKLIN MERCHANTS**

|             |                           | <u>GP</u> | <u>W</u>  | <u>L</u> | <u>T</u> | <u>OL</u> | <u>GF</u>  | <u>GA</u>  | <u>PTS</u> |
|-------------|---------------------------|-----------|-----------|----------|----------|-----------|------------|------------|------------|
| <b>2000</b> | <b>Brooklin Merchants</b> | <b>12</b> | <b>10</b> | <b>2</b> | <b>0</b> |           | <b>138</b> | <b>98</b>  | <b>20</b>  |
| 2001        | Brooklin Merchants        | 14        | 13        | 1        | 0        |           | 166        | 111        | 26         |
| 2002        | Brooklin Merchants        | 14        | 7         | 7        | 0        |           | 128        | 131        | 14         |
| 2003        | Brooklin Merchants        | 16        | 11        | 5        | 0        |           | 178        | 134        | 22         |
| 2004        | Brooklin Merchants        | 16        | 5         | 10       | 1        |           | 127        | 149        | 11         |
| 2005        | Brooklin Merchants        | 14        | 7         | 7        | 0        |           | 120        | 117        | 14         |
| 2006        | Brooklin Merchants        | 14        | 7         | 4        | 3        |           | 129        | 127        | 17         |
| 2007        | Brooklin Merchants        | 14        | 5         | 9        | 0        |           | 100        | 125        | 10         |
| 2008        | Brooklin Merchants        | 14        | 8         | 6        | 0        |           | 112        | 105        | 16         |
| 2009        | Brooklin Merchants        | 16        | 9         | 7        | 0        |           | 200        | 163        | 18         |
| 2010        | Brooklin Merchants        | 16        | 9         | 6        | 1        |           | 198        | 172        | 19         |
| 2011        | Brooklin Merchants        | 16        | 12        | 4        | 0        |           | 204        | 157        | 24         |
| 2012        | Brooklin Merchants        | 16        | 8         | 5        | 1        | 2         | 164        | 166        | 19         |
| 2013        | Brooklin Merchants        | 16        | 8         | 8        | 0        |           | 138        | 154        | 16         |
| 2014        | Brooklin Merchants        | 16        | 1         | 15       | 0        |           | 115        | 197        | 2          |
| 2015        | Brooklin Merchants        | 16        | 9         | 6        | 1        |           | 140        | 126        | 19         |
| <b>2016</b> | <b>Brooklin Merchants</b> | <b>16</b> | <b>14</b> | <b>2</b> | <b>0</b> |           | <b>202</b> | <b>121</b> | <b>28</b>  |
| 2017        | Brooklin Merchants        | 16        | 4         | 11       | 1        |           | 112        | 152        | 9          |
| 2018        | Brooklin Merchants        | 16        | 9         | 6        | 1        |           | 176        | 146        | 19         |
| 2019        | Brooklin Merchants        | 15        | 9         | 6        | 0        |           | 157        | 123        | 18         |
| 2020        | <i>season cancelled</i>   |           |           |          |          |           |            |            |            |
| 2021        | <i>season cancelled</i>   |           |           |          |          |           |            |            |            |
| 2022        | Brooklin Merchants        | 16        | 4         | 11       | 1        |           | 122        | 135        | 9          |
| 2023        | Brooklin Merchants        | 16        | 11        | 5        | 0        |           | 167        | 158        | 22         |

**Owen Sound Woodsmen / OWEN SOUND NORTH STARS**

|             |                                      | <u>GP</u> | <u>W</u>  | <u>L</u> | <u>T</u> | <u>OL</u> | <u>GF</u>  | <u>GA</u>  | <u>PTS</u> |
|-------------|--------------------------------------|-----------|-----------|----------|----------|-----------|------------|------------|------------|
| <b>2001</b> | <b>Owen Sound Montana's Woodsmen</b> | <b>14</b> | <b>10</b> | <b>4</b> | <b>0</b> |           | <b>153</b> | <b>113</b> | <b>20</b>  |
| <b>2002</b> | <b>Owen Sound Woodsmen</b>           | <b>14</b> | <b>11</b> | <b>3</b> | <b>0</b> |           | <b>143</b> | <b>89</b>  | <b>22</b>  |
| <b>2003</b> | <b>Owen Sound Woodsmen</b>           | <b>16</b> | <b>14</b> | <b>2</b> | <b>0</b> |           | <b>195</b> | <b>89</b>  | <b>28</b>  |
| 2004        | Owen Sound Woodsmen                  | 16        | 15        | 1        | 0        |           | 185        | 96         | 30         |
| 2005        | Owen Sound Woodsmen                  | 14        | 9         | 4        | 1        |           | 129        | 90         | 19         |
| 2006        | Owen Sound Woodsmen                  | 14        | 9         | 5        | 0        |           | 120        | 93         | 18         |
| <b>2007</b> | <b>Owen Sound Woodsmen</b>           | <b>14</b> | <b>6</b>  | <b>8</b> | <b>0</b> |           | <b>88</b>  | <b>91</b>  | <b>12</b>  |
| <b>2008</b> | <b>Owen Sound Woodsmen</b>           | <b>14</b> | <b>8</b>  | <b>6</b> | <b>0</b> |           | <b>114</b> | <b>92</b>  | <b>16</b>  |
| <b>2009</b> | <b>Owen Sound Woodmen</b>            | <b>16</b> | <b>15</b> | <b>1</b> | <b>0</b> |           | <b>246</b> | <b>114</b> | <b>30</b>  |

|             |                            |           |          |          |          |   |            |            |           |
|-------------|----------------------------|-----------|----------|----------|----------|---|------------|------------|-----------|
| <b>2010</b> | <b>Owen Sound Woodsmen</b> | <b>16</b> | <b>9</b> | <b>6</b> | <b>1</b> |   | <b>178</b> | <b>152</b> | <b>19</b> |
| 2011        | Owen Sound Woodsmen        | 16        | 13       | 3        | 0        |   | 196        | 134        | 26        |
| 2012        | Owen Sound North Stars     | 16        | 10       | 5        | 1        | 0 | 165        | 138        | 21        |
| 2013        | Owen Sound North Stars     | 16        | 6        | 10       | 0        |   | 136        | 150        | 12        |
| 2014        | Owen Sound North Stars     | 16        | 6        | 10       | 0        |   | 138        | 150        | 12        |
| 2015        | Owen Sound North Stars     | 16        | 8        | 7        | 1        |   | 117        | 127        | 17        |
| 2016        | Owen Sound North Stars     | 16        | 7        | 8        | 1        |   | 127        | 128        | 15        |
| 2017        | Owen Sound North Stars     | 16        | 11       | 5        | 0        |   | 157        | 97         | 22        |
| 2018        | Owen Sound North Stars     | 16        | 9        | 6        | 1        |   | 147        | 125        | 19        |
| 2019        | Owen Sound North Stars     | 16        | 9        | 7        | 0        |   | 152        | 144        | 18        |
| 2020        | <i>season cancelled</i>    |           |          |          |          |   |            |            |           |
| 2021        | <i>season cancelled</i>    |           |          |          |          |   |            |            |           |
| 2022        | Owen Sound North Stars     | 16        | 9        | 6        | 1        |   | 140        | 139        | 19        |
| 2023        | Owen Sound North Stars     | 16        | 8        | 7        | 1        |   | 178        | 161        | 17        |

**Ennismore Shamrocks / Smith-Ennismore-Lakefield Shamrocks / Norwood Nitro / Norwood Champs James Gang / Norwood James Gang / ENNISMORE JAMES GANG**

|      |                                     | <u>GP</u> | <u>W</u> | <u>L</u> | <u>T</u> | <u>OL</u> | <u>GF</u> | <u>GA</u> | <u>PTS</u> |
|------|-------------------------------------|-----------|----------|----------|----------|-----------|-----------|-----------|------------|
| 2002 | Ennismore Shamrocks                 | 14        | 3        | 11       | 0        |           | 116       | 151       | 6          |
| 2003 | Ennismore Shamrocks                 | 16        | 5        | 11       | 0        |           | 110       | 163       | 10         |
| 2004 | Ennismore Shamrocks                 | 16        | 6        | 10       | 0        |           | 136       | 159       | 12         |
| 2005 | Smith-Ennismore-Lakefield Shamrocks | 14        | 2        | 11       | 1        |           | 100       | 141       | 5          |
| 2006 | Smith-Ennismore-Lakefield Shamrocks | 14        | 3        | 10       | 1        |           | 111       | 124       | 7          |
| 2007 | Norwood Nitro                       | 14        | 9        | 5        | 0        |           | 107       | 83        | 18         |
| 2008 | Norwood Nitro                       | 14        | 6        | 6        | 2        |           | 108       | 104       | 14         |
| 2009 | Norwood Nitro                       | 16        | 10       | 5        | 1        |           | 186       | 152       | 21         |
| 2010 | Norwood Champs James Gang           | 16        | 13       | 3        | 0        |           | 198       | 161       | 26         |
| 2011 | Norwood Champs James Gang           | 16        | 14       | 2        | 0        |           | 185       | 118       | 28         |
| 2012 | Norwood Champs James Gang           | 16        | 9        | 5        | 2        | 0         | 176       | 127       | 20         |
| 2013 | Norwood James Gang                  | 16        | 8        | 8        | 0        |           | 149       | 151       | 16         |
| 2014 | Ennismore James Gang                | 16        | 14       | 2        | 0        |           | 167       | 104       | 28         |
| 2015 | Ennismore James Gang                | 16        | 5        | 10       | 1        |           | 117       | 132       | 11         |
| 2016 | Ennismore James Gang                | 16        | 7        | 8        | 1        |           | 122       | 129       | 15         |
| 2017 | Ennismore James Gang                | 16        | 7        | 9        | 0        |           | 126       | 132       | 14         |
| 2018 | Ennismore James Gang                | 16        | 4        | 12       | 0        |           | 135       | 162       | 8          |
| 2019 | Ennismore James Gang                | 16        | 4        | 12       | 0        |           | 129       | 193       | 8          |
| 2020 | <i>season cancelled</i>             |           |          |          |          |           |           |           |            |
| 2021 | <i>season cancelled</i>             |           |          |          |          |           |           |           |            |
| 2022 | Ennismore James Gang                | 16        | 6        | 10       | 0        |           | 130       | 185       | 12         |
| 2023 | Ennismore James Gang                | 16        | 2        | 14       | 0        |           | 91        | 198       | 4          |

**SIX NATIONS RIVERMEN**

|             |                             | <u>GP</u> | <u>W</u>  | <u>L</u> | <u>T</u> |  | <u>GF</u>  | <u>GA</u>  | <u>PTS</u> |
|-------------|-----------------------------|-----------|-----------|----------|----------|--|------------|------------|------------|
| 2013        | Six Nations Rivermen        | 16        | 11        | 5        | 0        |  | 182        | 148        | 22         |
| <b>2014</b> | <b>Six Nations Rivermen</b> | <b>16</b> | <b>11</b> | <b>5</b> | <b>0</b> |  | <b>178</b> | <b>135</b> | <b>22</b>  |
| <b>2015</b> | <b>Six Nations Rivermen</b> | <b>16</b> | <b>12</b> | <b>4</b> | <b>0</b> |  | <b>158</b> | <b>104</b> | <b>24</b>  |
| 2016        | Six Nations Rivermen        | 16        | 12        | 4        | 0        |  | 180        | 120        | 24         |
| <b>2017</b> | <b>Six Nations Rivermen</b> | <b>16</b> | <b>15</b> | <b>1</b> | <b>0</b> |  | <b>192</b> | <b>93</b>  | <b>30</b>  |
| 2018        | Six Nations Rivermen        | 16        | 11        | 5        | 0        |  | 160        | 159        | 22         |
| <b>2019</b> | <b>Six Nations Rivermen</b> | <b>15</b> | <b>12</b> | <b>3</b> | <b>0</b> |  | <b>171</b> | <b>99</b>  | <b>24</b>  |
| 2020        | <i>season cancelled</i>     |           |           |          |          |  |            |            |            |
| 2021        | <i>season cancelled</i>     |           |           |          |          |  |            |            |            |
| <b>2022</b> | <b>Six Nations Rivermen</b> | <b>16</b> | <b>14</b> | <b>2</b> | <b>0</b> |  | <b>178</b> | <b>96</b>  | <b>28</b>  |
| 2023        | Six Nations Rivermen        | 16        | 8         | 6        | 2        |  | 196        | 155        | 18         |

**CLEARVIEW CRUSHERS**

|      |                    | <u>GP</u> | <u>W</u> | <u>L</u> | <u>T</u> |  | <u>GF</u> | <u>GA</u> | <u>PTS</u> |
|------|--------------------|-----------|----------|----------|----------|--|-----------|-----------|------------|
| 2022 | Clearview Crushers | 16        | 6        | 10       | 0        |  | 136       | 168       | 12         |
| 2023 | Clearview Crushers | 16        | 2        | 13       | 1        |  | 125       | 226       | 5          |

## DEFUNCT CLUBS

### St. Clair Storm

|      |                 | <u>GP</u> | <u>W</u> | <u>L</u> | <u>T</u> | <u>GF</u> | <u>GA</u> | <u>PTS</u> |
|------|-----------------|-----------|----------|----------|----------|-----------|-----------|------------|
| 2000 | St. Clair Storm | 16        | 9        | 6        | 1        | 166       | 152       | 19         |
| 2001 | St. Clair Storm | 14        | 6        | 8        | 0        | 134       | 139       | 12         |
| 2002 | St. Clair Storm | 14        | 2        | 12       | 0        | 109       | 186       | 4          |
| 2003 | St. Clair Storm | 16        | 2        | 14       | 0        | 133       | 209       | 4          |
| 2004 | St. Clair Storm | 16        | 2        | 14       | 0        | 93        | 185       | 4          |
| 2005 | St. Clair Storm | 14        | 3        | 10       | 1        | 88        | 159       | 7          |
| 2006 | St. Clair Storm | 14        | 2        | 12       | 0        | 95        | 189       | 4          |

### Burlington Chiefs

|      |                   | <u>GP</u> | <u>W</u> | <u>L</u> | <u>T</u> | <u>GF</u> | <u>GA</u> | <u>PTS</u> |
|------|-------------------|-----------|----------|----------|----------|-----------|-----------|------------|
| 2001 | Burlington Chiefs | 14        | 6        | 8        | 0        | 151       | 158       | 12         |
| 2002 | Burlington Chiefs | 14        | 7        | 7        | 0        | 121       | 121       | 14         |
| 2003 | Burlington Chiefs | 16        | 6        | 9        | 1        | 153       | 159       | 13         |

### Six Nations Crash / Six Nations Mohawk Stars / Mohawk Stars

|      |                          | <u>GP</u> | <u>W</u> | <u>L</u> | <u>T</u> | <u>GF</u> | <u>GA</u> | <u>PTS</u> |
|------|--------------------------|-----------|----------|----------|----------|-----------|-----------|------------|
| 2001 | Six Nations Crash        | 14        | 4        | 10       | 0        | 124       | 167       | 8          |
| 2002 | Six Nations Mohawk Stars | 14        | 12       | 2        | 0        | 200       | 131       | 24         |
| 2003 | Six Nations Mohawk Stars | 16        | 4        | 12       | 0        | 132       | 189       | 8          |
| 2004 | Six Nations Mohawk Stars | 16        | 6        | 10       | 0        | 161       | 172       | 12         |
| 2005 | Mohawk Stars             | 14        | 9        | 5        | 0        | 145       | 110       | 18         |
| 2006 | Mohawk Stars             | 14        | 5        | 8        | 1        | 131       | 131       | 11         |
| 2007 | Mohawk Stars             | 14        | 7        | 7        | 0        | 107       | 114       | 14         |
| 2008 | Mohawk Stars             | 14        | 2        | 11       | 1        | 86        | 146       | 5          |

### Ajax-Pickering Rock

|      |                     | <u>GP</u> | <u>W</u> | <u>L</u> | <u>T</u> | <u>GF</u> | <u>GA</u> | <u>PTS</u> |
|------|---------------------|-----------|----------|----------|----------|-----------|-----------|------------|
| 2003 | Ajax-Pickering Rock | 16        | 10       | 6        | 0        | 131       | 116       | 20         |
| 2004 | Ajax-Pickering Rock | 16        | 8        | 7        | 1        | 122       | 110       | 17         |
| 2005 | Ajax-Pickering Rock | 14        | 7        | 6        | 1        | 126       | 124       | 15         |
| 2006 | Ajax-Pickering Rock | 14        | 10       | 3        | 1        | 128       | 97        | 21         |
| 2007 | Ajax-Pickering Rock | 14        | 5        | 9        | 0        | 94        | 109       | 10         |
| 2008 | Ajax-Pickering Rock | 14        | 5        | 9        | 0        | 100       | 113       | 10         |
| 2009 | Ajax-Pickering Rock | 16        | 9        | 6        | 1        | 153       | 172       | 19         |

### Kitchener-Waterloo Kodiaks

|      |                                   | <u>GP</u> | <u>W</u>  | <u>L</u> | <u>T</u> | <u>GF</u>  | <u>GA</u> | <u>PTS</u> |
|------|-----------------------------------|-----------|-----------|----------|----------|------------|-----------|------------|
| 2003 | Kitchener-Waterloo Kodiaks        | 16        | 13        | 2        | 1        | 152        | 106       | 27         |
| 2004 | Kitchener-Waterloo Kodiaks        | 16        | 12        | 4        | 0        | 162        | 101       | 24         |
| 2005 | <b>Kitchener-Waterloo Kodiaks</b> | <b>14</b> | <b>10</b> | <b>4</b> | <b>0</b> | <b>134</b> | <b>98</b> | <b>20</b>  |

### Barrie Lakeshores

|      |                   | <u>GP</u> | <u>W</u>  | <u>L</u> | <u>T</u> | <u>GF</u>  | <u>GA</u>  | <u>PTS</u> |
|------|-------------------|-----------|-----------|----------|----------|------------|------------|------------|
| 2004 | Barrie Lakeshores | <b>16</b> | <b>10</b> | <b>6</b> | <b>0</b> | <b>163</b> | <b>121</b> | <b>20</b>  |

### Ohsweken Warriors

|      |                   | <u>GP</u> | <u>W</u> | <u>L</u> | <u>T</u> | <u>GF</u> | <u>GA</u> | <u>PTS</u> |
|------|-------------------|-----------|----------|----------|----------|-----------|-----------|------------|
| 2009 | Ohsweken Warriors | 16        | 2        | 14       | 0        | 157       | 249       | 4          |
| 2010 | Ohsweken Warriors | 16        | 7        | 9        | 0        | 205       | 187       | 14         |
| 2011 | Ohsweken Warriors | 16        | 3        | 13       | 0        | 126       | 210       | 6          |



**Huntsville Hawks**

|      |                  | <u>GP</u> | <u>W</u> | <u>L</u> | <u>T</u> | <u>OL</u> | <u>GF</u> | <u>GA</u> | <u>PTS</u> |
|------|------------------|-----------|----------|----------|----------|-----------|-----------|-----------|------------|
| 2010 | Huntsville Hawks | 16        | 1        | 15       | 0        |           | 136       | 247       | 2          |
| 2011 | Huntsville Hawks | 16        | 5        | 11       | 0        |           | 119       | 208       | 10         |
| 2012 | Huntsville Hawks | 16        | 0        | 15       | 0        | 1         | 124       | 228       | 1          |

**St. Catharines Saints**

|             |                              | <u>GP</u> | <u>W</u>  | <u>L</u>  | <u>T</u> | <u>OL</u> | <u>GF</u>  | <u>GA</u>  | <u>PTS</u> |
|-------------|------------------------------|-----------|-----------|-----------|----------|-----------|------------|------------|------------|
| <b>2011</b> | <b>St. Catharines Saints</b> | <b>16</b> | <b>5</b>  | <b>11</b> | <b>0</b> |           | <b>186</b> | <b>140</b> | <b>10</b>  |
| <b>2012</b> | <b>St. Catharines Saints</b> | <b>16</b> | <b>11</b> | <b>5</b>  | <b>0</b> | <b>0</b>  | <b>205</b> | <b>152</b> | <b>22</b>  |
| <b>2013</b> | <b>St. Catharines Saints</b> | <b>16</b> | <b>13</b> | <b>3</b>  | <b>0</b> |           | <b>174</b> | <b>112</b> | <b>26</b>  |
| 2014        | St. Catharines Saints        | 16        | 13        | 3         | 0        |           | 187        | 137        | 26         |
| 2015        | St. Catharines Saints        | 16        | 11        | 4         | 1        |           | 150        | 124        | 23         |

**Sarnia Beavers / Wallaceburg Thrashers**

|      |                       | <u>GP</u> | <u>W</u> | <u>L</u> | <u>T</u> | <u>OL</u> | <u>GF</u> | <u>GA</u> | <u>PTS</u> |
|------|-----------------------|-----------|----------|----------|----------|-----------|-----------|-----------|------------|
| 2012 | Sarnia Beavers        | 16        | 5        | 11       | 0        | 0         | 140       | 173       | 10         |
| 2013 | Sarnia Beavers        | 16        | 6        | 10       | 0        |           | 138       | 157       | 12         |
| 2014 | Sarnia Beavers        | 16        | 4        | 12       | 0        |           | 155       | 197       | 8          |
| 2015 | Wallaceburg Thrashers | 16        | 2        | 14       | 0        |           | 106       | 173       | 4          |
| 2016 | Wallaceburg Thrashers | 16        | 0        | 16       | 0        |           | 107       | 220       | 0          |

**Kitchener-Waterloo Velocity**

|      |                             | <u>GP</u> | <u>W</u> | <u>L</u> | <u>T</u> |  | <u>GF</u> | <u>GA</u> | <u>PTS</u> |
|------|-----------------------------|-----------|----------|----------|----------|--|-----------|-----------|------------|
| 2017 | Kitchener-Waterloo Velocity | 16        | 0        | 16       | 0        |  | 64        | 222       | 0          |
| 2018 | Kitchener-Waterloo Velocity | 16        | 2        | 14       | 0        |  | 100       | 199       | 4          |
| 2019 | Kitchener-Waterloo Velocity | 16        | 1        | 15       | 0        |  | 98        | 206       | 2          |

**ONTARIO SENIOR 'C' SERIES LACROSSE****2019-**

|              |   |  |
|--------------|---|--|
| <b>2019-</b> | <b>Huntsville Hawks</b>                         |  |
| <b>2019-</b> | <b>Lakefield Rage</b>                           |  |
| 2019-2019    | London Blue Devils                              | <i>folded</i>                          |
| 2019-2020    | Peel Region Tigers                              | <i>transferred to Fort Erie</i>        |
| <b>2019-</b> | <b>Six Nations Tomahawks</b>                    |  |
| <b>2020-</b> | <b>Toronto Lightning</b>                        |  |
| 2021-2022    | Fort Erie Tigers                                | <i>renamed Schooners Lacrosse Club</i> |
| <b>2021-</b> | <b>London Timber Kings</b>                      |  |
| 2021-2021    | North Bay Titans                                | <i>folded</i>                          |
| <b>2022-</b> | <b>Khaos Lacrosse Club (Cambridge)</b>          |  |
| <b>2022-</b> | <b>Wellington Aces</b>                          |  |
| <b>2023-</b> | <b>Schooners Lacrosse Club (St. Catharines)</b> |  |

**2019 ONTARIO SENIOR 'C' SERIES LACROSSE**

|                        | <u>GP</u> | <u>W</u> | <u>L</u> | <u>T</u> | <u>GF</u> | <u>GA</u> | <u>PTS</u> |
|------------------------|-----------|----------|----------|----------|-----------|-----------|------------|
| Six Nations Tomahawks* | 14        | 13       | 0        | 1        | 117       | 60        | 27         |
| Huntsville Hawks       | 14        | 6        | 7        | 1        | 80        | 100       | 13         |
| Peel Region Tigers     | 14        | 5        | 9        | 0        | 63        | 74        | 10         |
| Lakefield Rage         | 14        | 5        | 9        | 0        | 64        | 81        | 10         |
| London Blue Devils     | 8         | 2        | 6        | 0        | 16        | 25        | 4          |

*London Blue Devils suspended operations in mid-season on July 6, 2019 and forfeited four games*

**PLAYOFFS**

Six Nations Tomahawks defeated Peel Region Tigers 10-5

Lakefield Rage defeated Huntsville Hawks 9-4

**THIRD PLACE GAME**

Huntsville Hawks defeated Peel Region Tigers 7-4

**CHAMPIONSHIP FINAL**

Six Nations Tomahawks defeated Lakefield Rage 10-0

**2020 ONTARIO SENIOR 'C' SERIES LACROSSE**

*Ontario Senior Series 'C' Lacrosse season cancelled on May 20, 2020 due to the COVID-19 coronavirus pandemic*

**2021 ONTARIO SENIOR 'C' SERIES LACROSSE**

|                       | <u>GP</u> | <u>W</u> | <u>L</u> | <u>T</u> | <u>GF</u> | <u>GA</u> | <u>PTS</u> |
|-----------------------|-----------|----------|----------|----------|-----------|-----------|------------|
| Lakefield Rage*       | 8         | 8        | 0        | 0        | 80        | 26        | 16         |
| Toronto Lightning     | 8         | 6        | 2        | 0        | 56        | 49        | 12         |
| London Timber Kings   | 8         | 4        | 2        | 2        | 61        | 46        | 10         |
| Huntsville Hawks      | 8         | 3        | 5        | 0        | 57        | 55        | 6          |
| North Bay Titans      | 8         | 3        | 5        | 0        | 48        | 65        | 6          |
| Six Nations Tomahawks | 8         | 2        | 5        | 1        | 53        | 52        | 5          |
| Fort Erie Tigers      | 8         | 0        | 7        | 1        | 29        | 91        | 1          |

**PLAYOFFS**

North Bay Titans defeated Huntsville Hawks 11-4

London Timber Kings defeated Six Nations Tomahawks 8-7

Toronto Lightning defeated Fort Erie Tigers 8-6

Lakefield Rage defeated North Bay Titans 12-4

Toronto Lightning defeated London Timber Kings 8-7

Six Nations Tomahawks defeated Fort Erie Tigers 12-3

Huntsville Hawks defeated London Timber Kings 6-5

North Bay Titans defeated Six Nations Tomahawks 7-3

Huntsville Hawks defeated North Bay Titans 7-6  
 Lakefield Rage defeated Toronto Lightning 5-2

SEMI-FINAL

Huntsville Hawks defeated Toronto Lightning 7-6

CHAMPIONSHIP FINAL

Lakefield Rage defeated Huntsville Hawks 8-4

**2022 ONTARIO SENIOR 'C' SERIES LACROSSE**

|                       | <u>GP</u> | <u>W</u> | <u>L</u> | <u>T</u> | <u>GF</u> | <u>GA</u> | <u>PCT</u> |
|-----------------------|-----------|----------|----------|----------|-----------|-----------|------------|
| Khaos Lacrosse Club*  | 16        | 12       | 3        | 1        | 144       | 78        | .781       |
| London Timber Kings   | 16        | 11       | 4        | 1        | 123       | 91        | .719       |
| Lakefield Rage        | 15        | 9        | 6        | 0        | 99        | 82        | .600       |
| Six Nations Tomahawks | 16        | 8        | 7        | 1        | 109       | 106       | .531       |
| Toronto Lightning     | 15        | 7        | 6        | 2        | 90        | 94        | .533       |
| Wellington Aces       | 12        | 4        | 8        | 0        | 58        | 64        | .333       |
| Huntsville Hawks      | 15        | 3        | 11       | 1        | 85        | 111       | .233       |
| Fort Erie Tigers      | 11        | 1        | 10       | 0        | 35        | 117       | .091       |

PRELIMINARY ROUND-ROBIN

|                     | <u>GP</u> | <u>W</u> | <u>L</u> | <u>T</u> | <u>GF</u> | <u>GA</u> | <u>PTS</u> |
|---------------------|-----------|----------|----------|----------|-----------|-----------|------------|
| Khaos Lacrosse Club | 3         | 2        | 0        | 1        | 20        | 17        | 5          |
| Lakefield Rage      | 3         | 2        | 1        | 0        | 19        | 10        | 4          |
| Huntsville Hawks    | 3         | 1        | 1        | 1        | 12        | 15        | 3          |
| Toronto Lightning   | 3         | 0        | 3        | 0        | 14        | 23        | 0          |

PRELIMINARY ROUND-ROBIN

|                       | <u>GP</u> | <u>W</u> | <u>L</u> | <u>T</u> | <u>GF</u> | <u>GA</u> | <u>PTS</u> |
|-----------------------|-----------|----------|----------|----------|-----------|-----------|------------|
| London Timber Kings   | 3         | 3        | 0        | 0        | 38        | 11        | 6          |
| Wellington Aces       | 3         | 2        | 1        | 0        | 15        | 18        | 4          |
| Six Nations Tomahawks | 3         | 1        | 2        | 0        | 19        | 23        | 2          |
| Fort Erie Tigers      | 3         | 0        | 3        | 0        | 12        | 32        | 0          |

PLAYOFFS

Khaos Lacrosse Club defeated Wellington Aces 11-3

Lakefield Rage defeated London Timber Kings 8-5

CHAMPIONSHIP FINAL

Khaos Lacrosse Club defeated Lakefield Rage 5-3

**2023 ONTARIO SENIOR 'C' SERIES LACROSSE**

|                         | <u>GP</u> | <u>W</u> | <u>L</u> | <u>T</u> | <u>GF</u> | <u>GA</u> | <u>PCT</u> |
|-------------------------|-----------|----------|----------|----------|-----------|-----------|------------|
| Six Nations Tomahawks*  | 16        | 15       | 1        | 0        | 126       | 52        | .938       |
| Khaos Lacrosse Club     | 16        | 10       | 4        | 2        | 108       | 69        | .688       |
| Wellington Aces         | 12        | 8        | 4        | 0        | 87        | 63        | .667       |
| London Timber Kings     | 16        | 8        | 6        | 2        | 118       | 115       | .563       |
| Lakefield Rage          | 16        | 7        | 8        | 1        | 105       | 105       | .469       |
| Toronto Lightning       | 16        | 7        | 8        | 1        | 109       | 114       | .469       |
| Huntsville Hawks        | 16        | 1        | 14       | 1        | 70        | 137       | .094       |
| Schooners Lacrosse Club | 12        | 0        | 11       | 1        | 40        | 108       | .042       |

PLAYOFFS

Six Nations Tomahawks defeated Toronto Lightning 8-4

Wellington Aces defeated London Timber Kings 9-6

Six Nations Tomahawks defeated Wellington Aces 7-2

**LEGENDS CUP – ONTARIO SENIOR ‘C’ SERIES LACROSSE CHAMPIONS**

|      | <u>Champion</u>              | <u>Finalist</u> |
|------|------------------------------|-----------------|
| 2019 | <b>Six Nations Tomahawks</b> | Lakefield Rage  |
| 2020 | <i>no decision</i>           |                 |

**NOBILE CUP – ONTARIO SENIOR ‘C’ SERIES LACROSSE CHAMPIONS**

|      | <u>Champion</u>              | <u>Finalist</u>  |
|------|------------------------------|------------------|
| 2021 | <b>Lakefield Rage</b>        | Huntsville Hawls |
| 2022 | <b>Khaos Lacrosse Club</b>   | Lakefield Rage   |
| 2023 | <b>Six Nations Tomahawks</b> | Wellington Aces  |

**HUNTSVILLE HAWKS**

|      |                         | <u>GP</u> | <u>W</u> | <u>L</u> | <u>T</u> | <u>GF</u> | <u>GA</u> | <u>PTS</u> | <u>PCT</u> |
|------|-------------------------|-----------|----------|----------|----------|-----------|-----------|------------|------------|
| 2019 | Huntsville Hawks        | 14        | 6        | 7        | 1        | 80        | 100       | 13         |            |
| 2020 | <i>season cancelled</i> |           |          |          |          |           |           |            |            |
| 2021 | Huntsville Hawks        | 8         | 3        | 5        | 0        | 57        | 55        | 6          |            |
| 2022 | Huntsville Hawks        | 15        | 3        | 11       | 1        | 85        | 111       |            | .233       |
| 2023 | Huntsville Hawks        | 16        | 1        | 14       | 1        | 70        | 137       |            | .094       |

**LAKEFIELD RAGE**

|             |                         | <u>GP</u> | <u>W</u> | <u>L</u> | <u>T</u> | <u>GF</u> | <u>GA</u> | <u>PTS</u> | <u>PCT</u> |
|-------------|-------------------------|-----------|----------|----------|----------|-----------|-----------|------------|------------|
| 2019        | Lakefield Rage          | 14        | 5        | 9        | 0        | 64        | 81        | 10         |            |
| 2020        | <i>season cancelled</i> |           |          |          |          |           |           |            |            |
| <b>2021</b> | <b>Lakefield Rage</b>   | <b>8</b>  | <b>8</b> | <b>0</b> | <b>0</b> | <b>80</b> | <b>26</b> | <b>16</b>  |            |
| 2022        | Lakefield Rage          | 15        | 9        | 6        | 0        | 99        | 82        |            | .600       |
| 2023        | Lakefield Rage          | 16        | 7        | 8        | 1        | 105       | 105       |            | .469       |

**London Blue Devils**

|      |                    | <u>GP</u> | <u>W</u> | <u>L</u> | <u>T</u> | <u>GF</u> | <u>GA</u> | <u>PTS</u> | <u>PCT</u> |
|------|--------------------|-----------|----------|----------|----------|-----------|-----------|------------|------------|
| 2019 | London Blue Devils | 8         | 2        | 6        | 0        | 16        | 25        | 4          |            |

**Peel Region Tigers / Fort Erie Tigers / SCHOONERS LACROSSE CLUB (ST. CATHARINES)**

|      |                         | <u>GP</u> | <u>W</u> | <u>L</u> | <u>T</u> | <u>GF</u> | <u>GA</u> | <u>PTS</u> | <u>PCT</u> |
|------|-------------------------|-----------|----------|----------|----------|-----------|-----------|------------|------------|
| 2019 | Peel Region Tigers      | 14        | 5        | 9        | 0        | 63        | 74        | 10         |            |
| 2020 | <i>season cancelled</i> |           |          |          |          |           |           |            |            |
| 2021 | Fort Erie Tigers        | 8         | 0        | 7        | 1        | 29        | 91        | 1          |            |
| 2022 | Fort Erie Tigers        | 11        | 1        | 10       | 0        | 35        | 117       |            | .091       |
| 2023 | Schooners Lacrosse Club | 12        | 0        | 11       | 1        | 40        | 108       |            | .042       |

**SIX NATIONS TOMAHAWKS**

|             |                              | <u>GP</u> | <u>W</u>  | <u>L</u> | <u>T</u> | <u>GF</u>  | <u>GA</u> | <u>PTS</u> | <u>PCT</u>  |
|-------------|------------------------------|-----------|-----------|----------|----------|------------|-----------|------------|-------------|
| <b>2019</b> | <b>Six Nations Tomahawks</b> | <b>14</b> | <b>13</b> | <b>0</b> | <b>1</b> | <b>117</b> | <b>60</b> | <b>27</b>  |             |
| 2020        | <i>season cancelled</i>      |           |           |          |          |            |           |            |             |
| 2021        | Six Nations Tomahawks        | 8         | 2         | 5        | 1        | 53         | 52        | 5          |             |
| 2022        | Six Nations Tomahawks        | 16        | 8         | 7        | 1        | 109        | 106       |            | .531        |
| <b>2023</b> | <b>Six Nations Tomahawks</b> | <b>16</b> | <b>15</b> | <b>1</b> | <b>0</b> | <b>126</b> | <b>52</b> |            | <b>.938</b> |

**LONDON TIMBER KINGS**

|      |                     | <u>GP</u> | <u>W</u> | <u>L</u> | <u>T</u> | <u>GF</u> | <u>GA</u> | <u>PTS</u> | <u>PCT</u> |
|------|---------------------|-----------|----------|----------|----------|-----------|-----------|------------|------------|
| 2021 | London Timber Kings | 8         | 4        | 2        | 2        | 61        | 46        | 10         |            |
| 2022 | London Timber Kings | 16        | 11       | 4        | 1        | 123       | 91        |            | .719       |
| 2023 | London Timber Kings | 16        | 8        | 6        | 2        | 118       | 115       |            | .563       |

**North Bay Titans**

|      |                  | <u>GP</u> | <u>W</u> | <u>L</u> | <u>T</u> | <u>GF</u> | <u>GA</u> | <u>PTS</u> | <u>PCT</u> |
|------|------------------|-----------|----------|----------|----------|-----------|-----------|------------|------------|
| 2021 | North Bay Titans | 8         | 3        | 5        | 0        | 48        | 65        | 6          |            |

**TORONTO LIGHTNING**

|      |                   | <u>GP</u> | <u>W</u> | <u>L</u> | <u>T</u> | <u>GF</u> | <u>GA</u> | <u>PTS</u> | <u>PCT</u> |
|------|-------------------|-----------|----------|----------|----------|-----------|-----------|------------|------------|
| 2021 | Toronto Lightning | 8         | 6        | 2        | 0        | 56        | 49        | 12         |            |
| 2022 | Toronto Lightning | 15        | 7        | 6        | 2        | 90        | 94        |            | .533       |
| 2023 | Toronto Lightning | 16        | 7        | 8        | 1        | 109       | 114       |            | .469       |

**KHAOS LACROSSE CLUB (CAMBRIDGE)**

|             |                            | <u>GP</u> | <u>W</u>  | <u>L</u> | <u>T</u> | <u>GF</u>  | <u>GA</u> | <u>PTS</u> | <u>PCT</u>  |
|-------------|----------------------------|-----------|-----------|----------|----------|------------|-----------|------------|-------------|
| <b>2022</b> | <b>Khaos Lacrosse Club</b> | <b>16</b> | <b>12</b> | <b>3</b> | <b>1</b> | <b>144</b> | <b>78</b> |            | <b>.781</b> |
| 2023        | Khaos Lacrosse Club        | 16        | 10        | 4        | 2        | 108        | 69        |            | .688        |

**WELLINGTON ACES**

|      |                 | <u>GP</u> | <u>W</u> | <u>L</u> | <u>T</u> | <u>GF</u> | <u>GA</u> | <u>PTS</u> | <u>PCT</u> |
|------|-----------------|-----------|----------|----------|----------|-----------|-----------|------------|------------|
| 2022 | Wellington Aces | 12        | 4        | 8        | 0        | 58        | 64        |            | .333       |
| 2023 | Wellington Aces | 12        | 8        | 4        | 0        | 87        | 63        |            | .667       |

## ONTARIO JUNIOR 'A' LACROSSE LEAGUE

### 1950 ONTARIO LACROSSE ASSOCIATION

| JUNIOR 'A' LEAGUE          | <u>GP</u> | <u>W</u> | <u>L</u> | <u>T</u> | <u>GF</u> | <u>GA</u> | <u>PTS</u> |
|----------------------------|-----------|----------|----------|----------|-----------|-----------|------------|
| Brampton Excelsiors        | 14        | 11       | 2        | 1        | 185       | 103       | 23         |
| St. Catharines Athletics*  | 14        | 11       | 2        | 1        | 204       | 102       | 23         |
| Mimico Mountaineers        | 14        | 10       | 4        | 0        | 159       | 112       | 20         |
| Fergus Thistles            | 14        | 9        | 5        | 0        | 171       | 150       | 18         |
| Peterborough Filter Queens | 14        | 6        | 8        | 0        | 131       | 169       | 12         |
| Toronto Maitlands          | 13        | 3        | 10       | 0        | 98        | 166       | 6          |
| Weston Lions               | 13        | 3        | 10       | 0        | 118       | 165       | 6          |
| Owen Sound Chryslers       | 14        | 1        | 13       | 0        | 91        | 188       | 2          |

*St. Catharines Athletics vs. Brampton Excelsiors in two-game, total-goals series*

#### PLAYOFFS

St. Catharines Athletics defeated Mimico Mountaineers  
Brampton Excelsiors defeated Fergus Thistles 2 games to 1

St. Catharines Athletics defeated Brampton Excelsiors 3 games to 0

#### MINTO CUP – CANADIAN JUNIOR CHAMPIONSHIP

St. Catharines Athletics defeated Vancouver Burrard BC All-Stars 3 games to 0 (18-9, 14-9, 17-8)

### 1951 ONTARIO LACROSSE ASSOCIATION

| JUNIOR 'A' LEAGUE          | <u>GP</u> | <u>W</u> | <u>L</u> | <u>T</u> | <u>GF</u> | <u>GA</u> | <u>PTS</u> |
|----------------------------|-----------|----------|----------|----------|-----------|-----------|------------|
| Peterborough Filter Queens |           |          |          |          |           |           |            |
| Mimico Mountaineers*       |           |          |          |          |           |           |            |
| Niagara Falls Cataracts    |           |          |          |          |           |           |            |
| Toronto Maitlands          |           |          |          |          |           |           |            |

#### PLAYOFFS

Mimico Mountaineers defeated Peterborough Filter Queens 3 games to 1

#### MINTO CUP – CANADIAN JUNIOR CHAMPIONSHIP

Mimico Mountaineers defeated Manitoba All-Stars 3 games to 0 (20-12, 20-9, 17-9)

### 1952 ONTARIO LACROSSE ASSOCIATION

| JUNIOR 'A' LEAGUE          | <u>GP</u> | <u>W</u> | <u>L</u> | <u>T</u> | <u>GF</u> | <u>GA</u> | <u>PTS</u> |
|----------------------------|-----------|----------|----------|----------|-----------|-----------|------------|
| Brampton Excelsiors*       | 20        | 19       | 1        | 0        | 261       | 103       | 38         |
| St. Catharines Athletics   | 19        | 16       | 3        | 0        |           |           | 32         |
| Mimico Mountaineers        | 20        | 11       | 9        | 0        |           |           | 22         |
| Peterborough Filter Queens | 19        | 8        | 11       | 0        |           |           | 16         |
| Dundas Hornets             | 18        | 3        | 15       | 0        |           |           | 6          |
| Toronto Maitlands          | 20        | 1        | 19       | 0        |           |           | 2          |

#### PLAYOFFS

Brampton Excelsiors defeated Mimico Mountaineers 3 games to 0  
St. Catharines Athletics defeated Peterborough Filter Queens 3 games to 0

Brampton Excelsiors defeated St. Catharines Athletics 4 games to 0

#### MINTO CUP – CANADIAN JUNIOR CHAMPIONSHIP

Brampton Excelsiors defeated Vancouver Kerrisdale BC All-Stars 3 games to 1 (27-9, 10-13, 16-13, 10-9)

### 1953 ONTARIO LACROSSE ASSOCIATION

| JUNIOR 'A' LEAGUE       | <u>GP</u> | <u>W</u> | <u>L</u> | <u>T</u> | <u>GF</u> | <u>GA</u> | <u>PTS</u> |
|-------------------------|-----------|----------|----------|----------|-----------|-----------|------------|
| Long Branch Monarchs*   | 20        | 15       | 4        | 1        |           |           | 31         |
| Brampton Excelsiors     | 20        | 15       | 5        | 0        |           |           | 30         |
| Peterborough Pats       | 20        | 11       | 9        | 0        |           |           | 22         |
| Oakville Green Gaels    | 20        | 10       | 9        | 1        |           |           | 21         |
| Dundas Bombers          | 20        | 4        | 16       | 0        |           |           | 8          |
| St. Catharines Tee Pees | 20        | 4        | 16       | 0        |           |           | 8          |

#### PLAYOFFS

Long Branch Monarchs defeated Peterborough Pats 3 games to 0

Brampton Excelsiors defeated Oakville Green Gaels

Long Branch Monarchs defeated Brampton Excelsiors 4 games to 0

#### MINTO CUP – CANADIAN JUNIOR CHAMPIONSHIP

New Westminster Salmonacs defeated Long Branch Monarchs 3 games to 2 (16-14 OT, 14-10, 6-16, 7-8, 14-8)

### 1954 ONTARIO LACROSSE ASSOCIATION

| JUNIOR 'A' LEAGUE       | <u>GP</u> | <u>W</u> | <u>L</u> | <u>T</u> | <u>GF</u> | <u>GA</u> | <u>PTS</u> |
|-------------------------|-----------|----------|----------|----------|-----------|-----------|------------|
| Newmarket Green Gaels   | 19        | 15       | 4        | 0        |           |           | 30         |
| St. Catharines Tee Pees | 18        | 12       | 6        | 0        |           |           | 24         |
| Brampton Excelsiors     | 20        | 10       | 10       | 0        |           |           | 20         |
| Long Branch Monarchs*   | 16        | 7        | 9        | 0        |           |           | 14         |
| Peterborough Petes      | 15        | 0        | 15       | 0        |           |           | 0          |

#### PLAYOFFS

Newmarket Green Gaels defeated Brampton Excelsiors 3 games to 1

Long Branch Monarchs defeated St. Catharines Tee Pees 3 games to 1

Long Branch Monarchs defeated Newmarket Green Gaels 4 games to 3

#### DOMINION PLAYOFF

Manitoba All-Stars defeated Long Branch Monarchs 2 games to 1 (10-9, 10-12, 7-6)

#### MINTO CUP – CANADIAN JUNIOR CHAMPIONSHIP

Vancouver PNE Junior Indians defeated Manitoba All-Stars 3 games to 0 (14-6, 7-6, 8-5)

### 1955 ONTARIO LACROSSE ASSOCIATION

| JUNIOR 'A' LEAGUE       | <u>GP</u> | <u>W</u> | <u>L</u> | <u>T</u> | <u>GF</u> | <u>GA</u> | <u>PTS</u> |
|-------------------------|-----------|----------|----------|----------|-----------|-----------|------------|
| Newmarket Green Gaels   | 35        | 33       | 2        | 0        |           |           | 55         |
| Long Branch Monarchs*   | 36        | 23       | 11       | 2        |           |           | 48         |
| Brampton Excelsiors     | 36        | 22       | 14       | 0        |           |           | 44         |
| St. Catharines Norsemen | 34        | 17       | 17       | 0        |           |           | 34         |
| Peterborough Petes      | 36        | 6        | 28       | 2        |           |           | 14         |
| Orangeville Arenas      | 33        | 2        | 31       | 0        |           |           | 4          |

#### PLAYOFFS

Long Branch Monarchs defeated Brampton Excelsiors 4 games to 2

Long Branch Monarchs defeated Newmarket Green Gaels 4 games to 2

#### WESTERN CANADA FINAL

Manitoba All-Stars defeated Mount Pleasant Indians 2 games to 1 (9-8, 7-13, 11-9)

#### MINTO CUP – CANADIAN JUNIOR CHAMPIONSHIP

Long Branch defeated Manitoba All-Stars 4 games to 0 (10-5, 14-6, 11-3, 9-3)

**1956 ONTARIO LACROSSE ASSOCIATION**

| JUNIOR 'A' LEAGUE       | <u>GP</u> | <u>W</u> | <u>L</u> | <u>T</u> | <u>GF</u> | <u>GA</u> | <u>PTS</u> |
|-------------------------|-----------|----------|----------|----------|-----------|-----------|------------|
| St. Catharines Norsemen | 18        | 13       | 5        | 0        | 195       | 123       | 26         |
| Peterborough Petes      | 20        | 12       | 8        | 0        | 249       | 257       | 24         |
| Brampton Excelsiors*    | 20        | 9        | 11       | 0        | 190       | 207       | 18         |
| Long Branch Monarchs    | 16        | 8        | 8        | 0        | 156       | 151       | 16         |
| Mimico Green Gaels      | 14        | 4        | 10       | 0        | 118       | 166       | 8          |

**PLAYOFFS**

Brampton Excelsiors defeated St. Catharines Norsemen 3 games to 0

Long Branch Monarchs defeated Peterborough Petes 3 games to 1

Brampton Excelsiors defeated Long Branch Monarchs 4 games to 2

**DOMINION PLAYOFF**

Brampton Excelsiors defeated Manitoba All-Stars 2 games to 0 (8-6, 10-8)

**MINTO CUP – CANADIAN JUNIOR CHAMPIONSHIP**

Mount Pleasant N°177 Legionnaires defeated Brampton Excelsiors 4 games to 0 (29-7, 8-4, 17-9, 9-7)

**1957 ONTARIO LACROSSE ASSOCIATION**

| JUNIOR 'A' LEAGUE                      | <u>GP</u> | <u>W</u> | <u>L</u> | <u>T</u> | <u>GF</u> | <u>GA</u> | <u>PTS</u> |
|--|-----------|----------|----------|----------|-----------|-----------|------------|
| Peterborough United Electrical Workers | 18        | 16       | 2        | 0        | 297       | 135       | 32         |
| Long Branch Monarchs                   | 20        | 15       | 5        | 0        | 259       | 175       | 30         |
| Brampton Excelsiors*                   | 20        | 12       | 8        | 0        | 225       | 170       | 24         |
| Huntsville Green Gaels                 | 18        | 3        | 15       | 0        | 131       | 247       | 6          |
| Hamilton                               | 20        | 2        | 18       | 0        | 76        | 261       | 4          |

**PLAYOFFS**

Peterborough United Electrical Workers defeated Huntsville Green Gaels 3 games to 0

Brampton Excelsiors defeated Long Branch Monarchs 4 games to 0

Brampton Excelsiors defeated Peterborough United Electrical Workers 4 games to 3

**MINTO CUP – CANADIAN JUNIOR CHAMPIONSHIP**

Brampton Excelsiors defeated Victoria Shamrocks 4 games to 2 (9-15, 14-9, 16-7, 7-8, 10-5, 15-7)

**1958 ONTARIO LACROSSE ASSOCIATION**

| JUNIOR 'A' LEAGUE        | <u>GP</u> | <u>W</u> | <u>L</u> | <u>T</u> | <u>GF</u> | <u>GA</u> | <u>PTS</u> |
|--------------------------|-----------|----------|----------|----------|-----------|-----------|------------|
| Brampton Excelsiors*     | 18        | 15       | 3        | 0        |           |           | 30         |
| Long Branch Monarchs     | 17        | 11       | 6        | 0        |           |           | 22         |
| St. Catharines Athletics | 17        | 8        | 9        | 0        | 200       | 225       | 16         |
| Whitby Merchants         | 18        | 1        | 17       | 0        |           |           | 2          |

**PLAYOFFS**

Brampton Excelsiors defeated Whitby Merchants 4 games to 0

Long Branch Monarchs defeated St. Catharines Athletics 4 games to 3

Brampton Excelsiors defeated Long Branch Monarchs

**MINTO CUP – CANADIAN JUNIOR CHAMPIONSHIP – played in Trail, British Columbia**

Brampton Excelsiors defeated Victoria Shamrocks 4 games to 0 (7-6, 12-7, 6-2, 6-5)



## 1959 ONTARIO LACROSSE ASSOCIATION

| JUNIOR 'A' LEAGUE          | <u>GP</u> | <u>W</u> | <u>L</u> | <u>T</u> | <u>GF</u> | <u>GA</u> | <u>PTS</u> |
|----------------------------|-----------|----------|----------|----------|-----------|-----------|------------|
| Brampton Excelsiors*       | 24        | 21       | 3        | 0        | 267       | 123       | 42         |
| St. Catharines Athletics   | 24        | 16       | 8        | 0        | 200       | 144       | 32         |
| Long Branch Dixie Castrols | 24        | 12       | 12       | 0        | 184       | 223       | 24         |
| Peterborough Petes         | 24        | 8        | 16       | 0        | 152       | 173       | 16         |
| Whitby Millers             | 24        | 3        | 21       | 0        | 135       | 268       | 6          |

### PLAYOFFS

Brampton Excelsiors defeated Long Branch Dixie Castrols 4 games to 3

St. Catharines Athletics defeated Peterborough Petes 4 games to 1

Brampton Excelsiors defeated St. Catharines Athletics 4 games to 1

### MINTO CUP – CANADIAN JUNIOR CHAMPIONSHIP

Brampton Excelsiors defeated New Westminster Salmonbellies 4 games to 2 (12-8, 9-8, 7-8, 14-8, 6-8, 9-6)

## 1960 ONTARIO LACROSSE ASSOCIATION

| JUNIOR 'A' LEAGUE        | <u>GP</u> | <u>W</u> | <u>L</u> | <u>T</u> | <u>GF</u> | <u>GA</u> | <u>PTS</u> |
|--------------------------|-----------|----------|----------|----------|-----------|-----------|------------|
| Whitby Red Wings*        | 20        | 13       | 6        | 1        | 202       | 166       | 27         |
| Brampton Excelsiors      | 20        | 12       | 8        | 0        | 217       | 182       | 24         |
| St. Catharines Athletics | 20        | 12       | 8        | 0        | 185       | 167       | 24         |
| Long Branch Castrolites  | 20        | 8        | 11       | 1        | 192       | 203       | 17         |
| Fergus Thistles          | 20        | 7        | 13       | 0        | 165       | 230       | 14         |
| Peterborough Petes       | 20        | 5        | 13       | 2        | 173       | 186       | 12         |

*Fergus Thistles and St. Catharines Athletics played two 4-point games*

*Peterborough Petes played four 4-point games*

### PLAYOFFS

Brampton Excelsiors defeated Long Branch Castrolites 4 games to 3

Whitby Red Wings defeated St. Catharines Athletics 4 games to 3

Whitby Red Wings defeated Brampton Excelsiors 4 games to 2

### MINTO CUP – CANADIAN JUNIOR CHAMPIONSHIP

New Westminster Salmonbellies defeated Whitby Red Wings 4 games to 1 (16-10, 9-15, 12-5, 8-4, 11-7)

## 1961 ONTARIO LACROSSE ASSOCIATION

| JUNIOR 'A' LEAGUE        | <u>GP</u> | <u>W</u> | <u>L</u> | <u>T</u> | <u>GF</u> | <u>GA</u> | <u>PTS</u> |
|--------------------------|-----------|----------|----------|----------|-----------|-----------|------------|
| Brampton Excelsiors      | 24        | 20       | 4        | 0        | 342       | 201       | 40         |
| Hastings Legionnaires*   | 20        | 14       | 6        | 0        | 300       | 195       | 34         |
| Fergus Thistles          | 22        | 15       | 7        | 0        | 325       | 211       | 32         |
| St. Catharines Athletics | 22        | 11       | 11       | 0        | 200       | 255       | 22         |
| Mimico Mountaineers      | 24        | 8        | 16       | 0        | 194       | 270       | 16         |
| Whitby Red Wings         | 24        | 7        | 17       | 0        | 254       | 355       | 14         |
| Long Branch Castrolites  | 24        | 5        | 19       | 0        | 157       | 286       | 10         |

*Hastings Legionnaires won two 4-point games versus St. Catharines Athletics*

*Hastings Legionnaires won one 4-point games versus Fergus Thistles*

*Fergus Thistles won one 4-point games versus Hastings Legionnaires*

### PLAYOFFS

Brampton Excelsiors defeated Fergus Thistles 4 games to 1

Hastings Legionnaires defeated St. Catharines Athletics 4 games to 0

Hastings Legionnaires defeated Brampton Excelsiors 4 games to 3

### MINTO CUP – CANADIAN JUNIOR CHAMPIONSHIP

Hastings Legionnaires defeated Burnaby Norburn Athletic Club 4 games to 2 (11-13, 12-11, 10-9\*, 9-6, 8-11, 15-6, 7-4)

*\*protested*

**1962 ONTARIO LACROSSE ASSOCIATION**

| JUNIOR 'A' LEAGUE       | <u>GP</u> | <u>W</u> | <u>L</u> | <u>T</u> | <u>GF</u> | <u>GA</u> | <u>PTS</u> |
|-------------------------|-----------|----------|----------|----------|-----------|-----------|------------|
| Hastings Legionnaires   | 20        | 19       | 1        | 0        | 295       | 158       | 38         |
| Brampton Armstrongs*    | 20        | 17       | 3        | 0        | 315       | 159       | 34         |
| Alderwood Terriers      | 20        | 11       | 9        | 0        | 192       | 184       | 22         |
| Long Branch Castrolites | 20        | 6        | 14       | 0        | 156       | 212       | 12         |
| Mimico Mountaineers     | 20        | 5        | 15       | 0        | 154       | 232       | 10         |
| Fergus Thistles         | 20        | 3        | 17       | 0        | 138       | 302       | 6          |

**PLAYOFFS**

Hastings Legionnaires defeated Alderwood Terriers 4 games to 1  
 Brampton Armstrongs defeated Long Branch Castrols 4 games to 0

Brampton Armstrongs defeated Hastings Legionnaires 4 games to 2

**MINTO CUP – CANADIAN JUNIOR CHAMPIONSHIP**

Victoria Shamrocks defeated Brampton Armstrongs 4 games to 2 (10-3, 23-7, 12-13 OT, 12-7, 11-4, 20-7)

**1963 ONTARIO LACROSSE ASSOCIATION**

| JUNIOR 'A' LEAGUE        | <u>GP</u> | <u>W</u> | <u>L</u> | <u>T</u> | <u>GF</u> | <u>GA</u> | <u>PTS</u> |
|--------------------------|-----------|----------|----------|----------|-----------|-----------|------------|
| Brampton Armstrongs      | 24        | 20       | 4        | 0        | 287       | 174       | 40         |
| Alderwood Terriers       | 24        | 17       | 7        | 0        | 340       | 237       | 34         |
| Oshawa Green Gaels*      | 24        | 17       | 7        | 0        | 300       | 229       | 34         |
| St. Catharines Athletics | 24        | 12       | 12       | 0        | 261       | 272       | 24         |
| Guelph Mohawks           | 24        | 10       | 14       | 0        | 227       | 259       | 20         |
| Long Branch Castrolites  | 24        | 9        | 15       | 0        | 211       | 281       | 18         |
| Mimico Mountaineers      | 24        | 8        | 16       | 0        | 225       | 273       | 16         |
| Hastings Legionnaires    | 24        | 3        | 21       | 0        | 197       | 323       | 6          |

**PLAYOFFS**

Alderwood Terriers defeated Guelph Mohawks 3 games to 0  
 Oshawa Green Gaels defeated Long Branch Castrolites 3 games to 0

Brampton Armstrongs defeated St. Catharines Athletics 4 games to 1  
 Oshawa Green Gaels defeated Alderwood Terriers 3 games to 0

Oshawa Green Gaels defeated Brampton Armstrongs 4 games to 2

**MINTO CUP – CANADIAN JUNIOR CHAMPIONSHIP**

Oshawa Green Gaels defeated Victoria Shamrocks 4 games to 2 (10-7, 11-4, 9-10, 6-9, 12-6, 11-5)

**1964 ONTARIO LACROSSE ASSOCIATION**

| JUNIOR 'A' LEAGUE         | <u>GP</u> | <u>W</u> | <u>L</u> | <u>T</u> | <u>GF</u> | <u>GA</u> | <u>PTS</u> |
|---------------------------|-----------|----------|----------|----------|-----------|-----------|------------|
| Oshawa Green Gaels*       | 24        | 20       | 4        | 0        | 367       | 225       | 40         |
| Brampton Armstrongs       | 24        | 16       | 8        | 0        | 311       | 288       | 32         |
| St. Catharines Supertests | 24        | 14       | 10       | 0        | 322       | 274       | 28         |
| Etobicoke Terriers        | 24        | 10       | 14       | 0        | 325       | 335       | 20         |
| Lakeshore Castrolites     | 24        | 10       | 14       | 0        | 247       | 293       | 20         |
| Hastings Legionnaires     | 24        | 10       | 14       | 0        | 250       | 258       | 20         |
| Mimico Mountaineers       | 24        | 9        | 15       | 0        | 264       | 354       | 18         |
| Guelph Mohawks            | 24        | 7        | 17       | 0        | 236       | 295       | 14         |

**PLAYOFFS**

Brampton Armstrongs defeated Lakeshore Castrolites 3 games to 0  
 St. Catharines Supertests defeated Hastings Legionnaires 3 games to 2

Oshawa Green Gaels defeated Etobicoke Terriers 4 games to 0  
 Brampton Armstrongs defeated St. Catharines Supertests 3 games to 2

Oshawa Green Gaels defeated Brampton Armstrongs 4 games to 0

**MINTO CUP – CANADIAN JUNIOR CHAMPIONSHIP**

Oshawa Green Gaels defeated New Westminster Salmonbellies 4 games to 1 (15-13, 10-7, 14-10, 12-15, 16-13)

## 1965 ONTARIO LACROSSE ASSOCIATION

| JUNIOR 'A' LEAGUE         | <u>GP</u> | <u>W</u> | <u>L</u> | <u>T</u> | <u>GF</u> | <u>GA</u> | <u>PTS</u> |
|---------------------------|-----------|----------|----------|----------|-----------|-----------|------------|
| Oshawa Green Gaels*       | 20        | 18       | 1        | 1        | 401       | 161       | 37         |
| Mimico Mountaineers       | 20        | 17       | 3        | 0        | 322       | 229       | 34         |
| Hastings Legionnaires     | 20        | 11       | 8        | 1        | 270       | 255       | 23         |
| Etobicoke Terriers        | 20        | 10       | 10       | 0        | 245       | 313       | 20         |
| St. Catharines Supertests | 20        | 9        | 11       | 0        | 270       | 257       | 18         |
| Long Branch Castrolites   | 20        | 8        | 12       | 0        | 255       | 259       | 16         |
| Brampton Armstrongs       | 20        | 8        | 12       | 0        | 226       | 250       | 16         |
| Toronto Township          | 20        | 7        | 13       | 0        | 234       | 277       | 14         |
| Guelph Mohawks            | 20        | 1        | 19       | 0        | 182       | 394       | 2          |

### PLAYOFFS

Oshawa Green Gaels defeated St. Catharines Supertests 4 games to 0

Mimico Mountaineers defeated Long Branch Castrolites 4 games to 1

Hastings Legionnaires defeated Brampton Armstrongs 4 games to 1

Toronto Township defeated Etobicoke Terriers 4 games to 1

Oshawa Green Gaels defeated Hastings Legionnaires 3 games to 0

Mimico Mountaineers defeated Toronto Township 3 games to 0

Oshawa Green Gaels defeated Mimico Mountaineers 4 games to 0

### MINTO CUP – CANADIAN JUNIOR CHAMPIONSHIP

Oshawa Green Gaels defeated New Westminster Salmonbellies 4 games to 2 (6-9, 9-8, 17-12, 7-10, 14-6, 9-5)

## 1966 ONTARIO LACROSSE ASSOCIATION

| JUNIOR 'A' LEAGUE         | <u>GP</u> | <u>W</u> | <u>L</u> | <u>T</u> | <u>GF</u> | <u>GA</u> | <u>PTS</u> |
|---------------------------|-----------|----------|----------|----------|-----------|-----------|------------|
| Oshawa Green Gaels*       | 24        | 23       | 1        | 0        | 438       | 165       | 46         |
| Mimico Mountaineers       | 24        | 21       | 3        | 0        | 381       | 252       | 42         |
| Toronto Township          | 24        | 16       | 8        | 0        | 319       | 267       | 32         |
| St. Catharines Supertests | 24        | 11       | 13       | 0        | 326       | 315       | 22         |
| Brampton Armstrongs       | 24        | 9        | 15       | 0        | 271       | 311       | 18         |
| Huntsville Tornadoes      | 24        | 9        | 15       | 0        | 265       | 365       | 18         |
| Long Branch Castrolites   | 24        | 7        | 16       | 1        | 283       | 370       | 15         |
| Hastings Legionnaires     | 24        | 7        | 17       | 0        | 273       | 319       | 14         |
| Etobicoke Terriers        | 24        | 4        | 19       | 1        | 249       | 441       | 9          |

### PLAYOFFS

Oshawa Green Gaels defeated Brampton Armstrongs 4 games to 0

Mimico Mountaineers defeated Huntsville Tornadoes 4 games to 0

Toronto Township defeated Long Branch Castrolites 4 games to 2

Hastings Legionnaires defeated St. Catharines Supertests 4 games to 2

Oshawa Green Gaels defeated Toronto Township 4 games to 0

Mimico Mountaineers defeated Hastings Legionnaires 4 games to 0

Oshawa Green Gaels defeated Mimico Mountaineers 4 games to 0

### MINTO CUP – CANADIAN JUNIOR CHAMPIONSHIP

Oshawa Green Gaels defeated New Westminster Salmonbellies 4 games to 2 (20-7, 4-15, 8-10, 11-10 OT, 11-6, 16-6)

## 1967 ONTARIO LACROSSE ASSOCIATION

| JUNIOR 'A' LEAGUE        | <u>GP</u> | <u>W</u> | <u>L</u> | <u>T</u> | <u>GF</u> | <u>GA</u> | <u>PTS</u> |
|--------------------------|-----------|----------|----------|----------|-----------|-----------|------------|
| Oshawa Green Gaels*      | 24        | 23       | 1        | 0        | 467       | 173       | 46         |
| Toronto Township PCOs    | 24        | 18       | 6        | 0        | 315       | 250       | 36         |
| Huntsville Hawks         | 24        | 14       | 10       | 0        | 343       | 304       | 28         |
| Mimico Mountaineers      | 24        | 13       | 11       | 0        | 285       | 294       | 26         |
| Brampton Excelsiors      | 24        | 12       | 12       | 0        | 270       | 284       | 24         |
| Hastings Legionnaires    | 24        | 9        | 15       | 0        | 253       | 308       | 18         |
| Long Branch Castrolites  | 24        | 8        | 16       | 0        | 258       | 307       | 16         |
| St. Catharines Lakesides | 24        | 6        | 18       | 0        | 240       | 350       | 12         |
| Toronto Marlboros        | 24        | 5        | 19       | 0        | 291       | 452       | 10         |

### PLAYOFFS

Oshawa Green Gaels defeated Brampton Excelsiors 4 games to 0

Toronto Township PCOs defeated Hastings Legionnaires 4 games to 2

Huntsville Hawks defeated Long Branch Castrolites 4 games to 1

St. Catharines Lakesides defeated Mimico Mountaineers 4 games to 2

Oshawa Green Gaels defeated Huntsville Hawks 4 games to 0

Toronto Township PCOs defeated St. Catharines Lakesides 4 games to 0

Oshawa Green Gaels defeated Toronto Township PCOs 4 games to 1

### MINTO CUP – CANADIAN JUNIOR CHAMPIONSHIP

Oshawa Green Gaels defeated New Westminster Salmonbellies 4 games to 2 (17-7, 11-8, 14-11, 5-12, 10-12, 7-4)

## 1968 ONTARIO LACROSSE ASSOCIATION

| JUNIOR 'A' LEAGUE        | <u>GP</u> | <u>W</u> | <u>L</u> | <u>T</u> | <u>GF</u> | <u>GA</u> | <u>PTS</u> |
|--------------------------|-----------|----------|----------|----------|-----------|-----------|------------|
| Oshawa Green Gaels*      | 24        | 24       | 0        | 0        | 483       | 189       | 48         |
| Bramalea Excelsiors      | 24        | 18       | 6        | 0        | 346       | 268       | 36         |
| Huntsville Hawks         | 24        | 12       | 12       | 0        | 282       | 339       | 24         |
| Mississauga PCOs         | 24        | 11       | 13       | 0        | 289       | 257       | 22         |
| St. Catharines Lakesides | 24        | 9        | 14       | 1        | 277       | 325       | 19         |
| Peterborough Petes       | 24        | 9        | 14       | 1        | 256       | 318       | 19         |
| Toronto Marlboros        | 24        | 9        | 14       | 1        | 287       | 358       | 19         |
| Mimico Mountaineers      | 24        | 8        | 16       | 0        | 242       | 287       | 16         |
| Long Branch Castrolites  | 24        | 6        | 17       | 1        | 244       | 365       | 13         |

### PLAYOFFS

Oshawa Green Gaels defeated St. Catharines Lakesides 4 games to 0

Bramalea Excelsiors defeated Peterborough Petes 4 games to 0

Huntsville Hawks defeated Toronto Marlboros 4 games to 1

Mississauga PCOs defeated Mimico Mountaineers 4 games to 1

Oshawa Green Gaels defeated Huntsville Hawks 4 games to 0

Mississauga PCOs defeated Bramalea Excelsiors 4 games to 0

Oshawa Green Gaels defeated Mississauga PCOs 4 games to 1

### MINTO CUP – CANADIAN JUNIOR CHAMPIONSHIP

Oshawa Green Gaels defeated New Westminster Salmonbellies 4 games to 0 (13-7, 16-7, 24-10, 22-9)

## 1969 ONTARIO LACROSSE ASSOCIATION

| JUNIOR 'A' LEAGUE        | <u>GP</u> | <u>W</u> | <u>L</u> | <u>T</u> | <u>GF</u> | <u>GA</u> | <u>PTS</u> |
|--------------------------|-----------|----------|----------|----------|-----------|-----------|------------|
| Oshawa Green Gaels*      | 24        | 22       | 2        | 0        | 571       | 239       | 44         |
| Lakeshore Maple Leafs    | 24        | 19       | 5        | 0        | 437       | 261       | 38         |
| Etobicoke Indians        | 24        | 15       | 9        | 0        | 355       | 353       | 30         |
| Mississauga PCOs         | 24        | 14       | 10       | 0        | 418       | 364       | 28         |
| Huntsville Hawks         | 24        | 13       | 11       | 0        | 303       | 323       | 26         |
| Bramalea Excelsiors      | 24        | 10       | 14       | 0        | 393       | 367       | 20         |
| St. Catharines Lakesides | 24        | 7        | 17       | 0        | 301       | 376       | 14         |
| Elora Mohawks            | 24        | 5        | 19       | 0        | 278       | 452       | 10         |
| Peterborough Tee Pees    | 24        | 3        | 21       | 0        | 292       | 613       | 6          |

### PLAYOFFS

Oshawa Green Gaels defeated Huntsville Hawks 4 games to 0

Lakeshore Maple Leafs defeated Bramalea Excelsiors 4 games to 3

Etobicoke Indians defeated St. Catharines Lakesides 4 games to 1

Mississauga PCOs defeated Elora Mohawks 4 games to 2

Oshawa Green Gaels defeated Etobicoke Indians 4 games to 0

Lakeshore Maple Leafs defeated Mississauga PCOs 4 games to 3

Oshawa Green Gaels defeated Lakeshore Maple Leafs 4 games to 0

### MINTO CUP – CANADIAN JUNIOR CHAMPIONSHIP

Oshawa Green Gaels defeated South Vancouver N°16 Legionnaires 4 games to 0 (19-10, 14-8, 22-10, 11-9)

## 1970 ONTARIO LACROSSE ASSOCIATION

| JUNIOR 'A' LEAGUE        | <u>GP</u> | <u>W</u> | <u>L</u> | <u>T</u> | <u>GF</u> | <u>GA</u> | <u>PTS</u> |
|--------------------------|-----------|----------|----------|----------|-----------|-----------|------------|
| Lakeshore Maple Leafs*   | 28        | 21       | 7        | 0        | 492       | 336       | 42         |
| Bramalea Excelsiors      | 28        | 20       | 8        | 0        | 393       | 316       | 40         |
| Oshawa Green Gaels       | 28        | 16       | 12       | 0        | 464       | 359       | 32         |
| Mississauga PCOs         | 28        | 16       | 12       | 0        | 435       | 369       | 32         |
| Etobicoke PCOs           | 28        | 14       | 13       | 1        | 382       | 371       | 29         |
| Peterborough Tee Pees    | 28        | 12       | 16       | 0        | 334       | 356       | 24         |
| St. Catharines Lakesides | 28        | 11       | 16       | 1        | 357       | 400       | 23         |
| Huntsville Hawks         | 28        | 1        | 27       | 0        | 243       | 593       | 2          |

### PLAYOFFS

Bramalea Excelsiors defeated Etobicoke PCOs 4 games to 0

Oshawa Green Gaels defeated Peterborough Tee Pees 3 games to 0

St. Catharines Lakesides defeated Mississauga PCOs 3 games to 1

Lakeshore Maple Leafs defeated Oshawa Green Gaels 4 games to 1

Bramalea Excelsiors defeated St. Catharines Lakesides 4 games to 0

Lakeshore Maple Leafs defeated Bramalea Excelsiors 4 games to 3

### MINTO CUP – CANADIAN JUNIOR CHAMPIONSHIP

Lakeshore Maple Leafs defeated Burnaby Cablevision 4 games to 0 (22-6, 25-13, 14-8, 17-9)

## 1971 ONTARIO LACROSSE ASSOCIATION

| JUNIOR 'A' LEAGUE        | <u>GP</u> | <u>W</u> | <u>L</u> | <u>T</u> | <u>GF</u> | <u>GA</u> | <u>PTS</u> |
|--------------------------|-----------|----------|----------|----------|-----------|-----------|------------|
| Oshawa Green Gaels       | 30        | 22       | 8        | 0        | 467       | 368       | 44         |
| Peterborough PCOs*       | 30        | 19       | 11       | 0        | 450       | 389       | 38         |
| Bramalea Excelsiors      | 30        | 16       | 14       | 0        | 359       | 349       | 32         |
| Etobicoke PCOs           | 30        | 16       | 14       | 0        | 384       | 380       | 32         |
| Lakeshore Maple Leafs    | 30        | 16       | 14       | 0        | 390       | 413       | 32         |
| Mississauga PCOs         | 30        | 11       | 19       | 0        | 374       | 403       | 22         |
| St. Catharines Lakesides | 30        | 5        | 25       | 0        | 341       | 463       | 10         |

### PLAYOFFS

Peterborough PCOs defeated St. Catharines Lakesides 4 games to 0

Bramalea Excelsiors defeated Mississauga PCOs 4 games to 0

Etobicoke PCOs defeated Lakeshore Maple Leafs 4 games to 3

Etobicoke PCOs defeated Oshawa Green Gaels 4 games to 2

Peterborough PCOs defeated Bramalea Excelsiors 4 games to 2

Peterborough PCOs defeated Etobicoke PCOs 4 games to 2

### MINTO CUP – CANADIAN JUNIOR CHAMPIONSHIP

Richmond Roadrunners defeated Peterborough PCOs 4 games to 3 (16-14 OT, 18-6, 11-13 OT, 8-12, 13-11, 11-13, 13-11 OT)

## 1972 ONTARIO LACROSSE ASSOCIATION

| JUNIOR 'A' LEAGUE          | <u>GP</u> | <u>W</u> | <u>L</u> | <u>T</u> | <u>GF</u> | <u>GA</u> | <u>PTS</u> |
|----------------------------|-----------|----------|----------|----------|-----------|-----------|------------|
| Peterborough PCOs*         | 28        | 28       | 0        | 0        | 478       | 242       | 56         |
| Bramalea Excelsiors        | 28        | 16       | 10       | 2        | 380       | 305       | 34         |
| Rexdale Warriors           | 28        | 13       | 14       | 1        | 384       | 398       | 27         |
| Mississauga PCOs           | 28        | 12       | 15       | 1        | 356       | 366       | 25         |
| Oshawa Green Gaels         | 28        | 11       | 17       | 0        | 349       | 364       | 22         |
| St. Catharines Legionaires | 28        | 11       | 17       | 0        | 346       | 442       | 22         |
| Lakeshore Maple Leafs      | 28        | 10       | 18       | 0        | 345       | 455       | 20         |
| Etobicoke PCOs             | 28        | 9        | 19       | 0        | 338       | 404       | 18         |

### PLAYOFFS

Peterborough PCOs defeated St. Catharines Legionaires 4 games to 0

Oshawa Green Gaels defeated Bramalea Excelsiors 4 games to 1

Rexdale Warriors defeated Mississauga PCOs 4 games to 2

| ROUND-ROBIN        | <u>GP</u> | <u>W</u> | <u>L</u> | <u>T</u> | <u>GF</u> | <u>GA</u> | <u>PTS</u> |
|--------------------|-----------|----------|----------|----------|-----------|-----------|------------|
| Peterborough PCOs  | 8         | 6        | 1        | 1        | 125       | 73        | 13         |
| Oshawa Green Gaels | 8         | 4        | 3        | 1        | 96        | 104       | 9          |
| Rexdale Warriors   | 8         | 0        | 6        | 2        | 89        | 133       | 2          |

Peterborough PCOs defeated Oshawa Green Gaels 4 games to 0

### MINTO CUP – CANADIAN JUNIOR CHAMPIONSHIP

Peterborough PCOs defeated Richmond Roadrunners 4 games to 0 (13-9, 17-10, 15-11, 18-11)

### 1973 ONTARIO LACROSSE ASSOCIATION

| JUNIOR 'A' LEAGUE          | <u>GP</u> | <u>W</u> | <u>L</u> | <u>T</u> | <u>GF</u> | <u>GA</u> | <u>PTS</u> |
|----------------------------|-----------|----------|----------|----------|-----------|-----------|------------|
| Peterborough PCOs*         | 28        | 26       | 2        | 0        | 459       | 262       | 52         |
| Rexdale Warriors           | 28        | 18       | 9        | 1        | 419       | 347       | 37         |
| Bramalea Excelsiors        | 28        | 18       | 10       | 0        | 426       | 399       | 36         |
| Etobicoke PCOs             | 28        | 12       | 14       | 2        | 405       | 412       | 26         |
| Mississauga PCOs           | 28        | 12       | 15       | 1        | 359       | 366       | 25         |
| St. Catharines Legionaires | 28        | 9        | 19       | 0        | 369       | 457       | 18         |
| Lakeshore Maple Leafs      | 28        | 9        | 19       | 0        | 351       | 446       | 18         |
| Oshawa Green Gaels         | 28        | 6        | 22       | 0        | 314       | 413       | 12         |

#### PLAYOFFS

Rexdale Warriors defeated Mississauga PCOs 4 games to 1  
Bramalea Excelsiors defeated Etobicoke PCOs 4 games to 2  
Peterborough PCOs defeated St. Catharines Legionaires 4 games to 0

Bramalea Excelsiors defeated Rexdale Warriors 3 games to 0

Peterborough PCOs defeated Bramalea Excelsiors 4 games to 2

#### MINTO CUP – CANADIAN JUNIOR CHAMPIONSHIP

Peterborough PCOs defeated Richmond Roadrunners 4 games to 3 (5-15, 16-12, 10-9, 7-16, 9-10, 10-9, 9-6)

### 1974 ONTARIO LACROSSE ASSOCIATION

| JUNIOR 'A' LEAGUE          | <u>GP</u> | <u>W</u> | <u>L</u> | <u>T</u> | <u>GF</u> | <u>GA</u> | <u>PTS</u> |
|----------------------------|-----------|----------|----------|----------|-----------|-----------|------------|
| Peterborough PCOs*         | 28        | 28       | 0        | 0        | 606       | 244       | 56         |
| Mississauga Athletics      | 28        | 20       | 8        | 0        | 397       | 333       | 40         |
| Bramalea Excelsiors        | 28        | 14       | 12       | 2        | 391       | 408       | 30         |
| Oshawa Green Gaels         | 28        | 12       | 16       | 0        | 383       | 389       | 24         |
| Lakeshore Maple Leafs      | 28        | 12       | 16       | 0        | 371       | 464       | 24         |
| Rexdale Warriors           | 28        | 11       | 16       | 1        | 337       | 356       | 23         |
| Etobicoke PCOs             | 28        | 7        | 20       | 1        | 360       | 541       | 15         |
| St. Catharines Legionaires | 28        | 6        | 22       | 0        | 338       | 448       | 12         |

#### PLAYOFFS

| PRELIMINARY ROUND-ROBIN SERIES 'A' | <u>GP</u> | <u>W</u> | <u>L</u> | <u>T</u> | <u>GF</u> | <u>GA</u> | <u>PTS</u> |
|------------------------------------|-----------|----------|----------|----------|-----------|-----------|------------|
| Peterborough PCOs                  | 6         | 6        | 0        | 0        | 102       | 49        | 12         |
| Oshawa Green Gaels                 | 6         | 4        | 2        | 0        | 68        | 68        | 8          |
| Mississauga Athletics              | 6         | 2        | 4        | 0        | 55        | 78        | 4          |
| Bramalea Excelsiors                | 6         | 0        | 6        | 0        | 59        | 89        | 0          |

| PRELIMINARY ROUND-ROBIN SERIES 'B' | <u>GP</u> | <u>W</u> | <u>L</u> | <u>T</u> | <u>GF</u> | <u>GA</u> | <u>PTS</u> |
|------------------------------------|-----------|----------|----------|----------|-----------|-----------|------------|
| St. Catharines Legionaires         | 6         | 4        | 2        | 0        | 101       | 79        | 8          |
| Rexdale Warriors                   | 6         | 3        | 2        | 1        | 89        | 82        | 7          |
| Lakeshore Maple Leafs              | 6         | 3        | 2        | 1        | 100       | 96        | 7          |
| Bramalea Excelsiors                | 6         | 1        | 5        | 0        | 75        | 108       | 2          |

Peterborough PCOs defeated St. Catharines Legionaires 4 games to 0  
Mississauga Athletics defeated Oshawa Green Gaels 4 games to 3

Peterborough PCOs defeated Mississauga Athletics 4 games to 0

#### MINTO CUP – CANADIAN JUNIOR CHAMPIONSHIP

Peterborough PCOs defeated Burnaby Cablevision 4 games to 0 (14-11, 12-9, 15-11, 12-11)

## 1975 ONTARIO LACROSSE ASSOCIATION

| JUNIOR 'A' LEAGUE            | <u>GP</u> | <u>W</u> | <u>L</u> | <u>T</u> | <u>GF</u> | <u>GA</u> | <u>PTS</u> |
|------------------------------|-----------|----------|----------|----------|-----------|-----------|------------|
| Peterborough Gray-Munros*    | 28        | 22       | 5        | 1        | 510       | 308       | 43         |
| Mississauga Chiefs           | 28        | 18       | 10       | 0        | 446       | 359       | 36         |
| Bramalea Excelsiors          | 28        | 17       | 11       | 0        | 422       | 389       | 34         |
| Whitby Consolidated Builders | 28        | 15       | 13       | 0        | 356       | 367       | 30         |
| Rexdale Warriors             | 28        | 13       | 15       | 0        | 367       | 368       | 26         |
| Oshawa Green Gaels           | 28        | 11       | 16       | 1        | 331       | 390       | 23         |
| St. Catharines Legionaires   | 28        | 11       | 17       | 0        | 331       | 389       | 22         |
| Lakeshore Maple Leafs        | 28        | 4        | 24       | 0        | 346       | 539       | 8          |

### PLAYOFFS

Bramalea Excelsiors defeated Oshawa Green Gaels 2 games to 0  
Whitby Consolidated Builders defeated Rexdale Warriors 2 games to 0

Peterborough Gray-Munros defeated Whitby Consolidated Builders 4 games to 1  
Mississauga Chiefs defeated Bramalea Excelsiors 4 games to 2

Peterborough Gray-Munros defeated Mississauga Chiefs 4 games to 1

### MINTO CUP – CANADIAN JUNIOR CHAMPIONSHIP

Peterborough Gray-Munros defeated Burnaby Cablevision 4 games to 1 (8-10, 20-3, 13-7, 17-9, 18-8)

## 1976 ONTARIO LACROSSE ASSOCIATION

| JUNIOR 'A' LEAGUE – EASTERN DIVISION | <u>GP</u> | <u>W</u> | <u>L</u> | <u>T</u> | <u>GF</u> | <u>GA</u> | <u>PTS</u> |
|--------------------------------------|-----------|----------|----------|----------|-----------|-----------|------------|
| Peterborough Gray-Munros             | 26        | 20       | 5        | 1        | 457       | 314       | 41         |
| Whitby Consolidated Builders         | 26        | 18       | 8        | 0        | 406       | 300       | 36         |
| Rexdale Warriors                     | 26        | 15       | 11       | 0        | 380       | 354       | 30         |
| Oshawa Green Gaels                   | 26        | 9        | 17       | 0        | 338       | 393       | 18         |
| Lakeshore Maple Leafs                | 26        | 6        | 19       | 1        | 333       | 469       | 13         |

| JUNIOR 'A' LEAGUE – WESTERN DIVISION | <u>GP</u> | <u>W</u> | <u>L</u> | <u>T</u> | <u>GF</u> | <u>GA</u> | <u>PTS</u> |
|--------------------------------------|-----------|----------|----------|----------|-----------|-----------|------------|
| Bramalea Excelsiors*                 | 26        | 17       | 8        | 1        | 356       | 312       | 35         |
| Mississauga Chiefs                   | 26        | 14       | 10       | 2        | 423       | 368       | 30         |
| Hamilton Bengals                     | 26        | 10       | 16       | 0        | 375       | 400       | 20         |
| St. Catharines Legionaires           | 26        | 9        | 16       | 1        | 310       | 392       | 19         |
| Kitchener Braves                     | 26        | 8        | 16       | 2        | 351       | 427       | 18         |

### PLAYOFFS

Bramalea Excelsiors defeated St. Catharines Legionaires 4 games to 0  
Mississauga Chiefs defeated Hamilton Bengals 4 games to 2  
Peterborough Gray-Munros defeated Oshawa Green Gaels 4 games to 2  
Whitby Consolidated Builders defeated Rexdale Warriors 4 games to 2

Peterborough Gray-Munros defeated Mississauga Chiefs 4 games to 3  
Bramalea Excelsiors defeated Whitby Consolidated Builders 4 games to 3

Bramalea Excelsiors defeated Peterborough Gray-Munros 4 games to 2

### MINTO CUP – CANADIAN JUNIOR CHAMPIONSHIP

Victoria MacDonald's Bread defeated Bramalea Excelsiors 4 games to 0 (13-12, 17-10, 18-7, 18-16)



## 1977 ONTARIO LACROSSE ASSOCIATION

| JUNIOR 'A' LEAGUE             | <u>GP</u> | <u>W</u> | <u>L</u> | <u>T</u> | <u>GF</u> | <u>GA</u> | <u>PTS</u> |
|-------------------------------|-----------|----------|----------|----------|-----------|-----------|------------|
| Whitby Consolidated Builders* | 22        | 19       | 3        | 0        | 376       | 225       | 38         |
| Mississauga Chiefs            | 22        | 16       | 6        | 0        | 392       | 276       | 32         |
| Rexdale Warriors              | 22        | 15       | 6        | 1        | 375       | 278       | 31         |
| Peterborough Gray-Munros      | 22        | 15       | 6        | 1        | 318       | 252       | 31         |
| Oshawa Green Gaels            | 22        | 14       | 7        | 1        | 304       | 256       | 29         |
| Brampton Excelsiors           | 22        | 14       | 8        | 0        | 317       | 258       | 28         |
| Elora Mohawks                 | 22        | 10       | 12       | 0        | 271       | 259       | 20         |
| Hamilton Bengals              | 22        | 9        | 12       | 1        | 282       | 298       | 19         |
| Windsor Warlocks              | 22        | 8        | 14       | 0        | 279       | 341       | 16         |
| Mimico Mountaineers           | 22        | 5        | 17       | 0        | 261       | 383       | 10         |
| St. Catharines Legionaires    | 22        | 3        | 19       | 0        | 237       | 364       | 6          |
| Kitchener Braves              | 22        | 2        | 20       | 0        | 232       | 454       | 4          |

### PLAYOFFS

Whitby Consolidated Builders defeated Hamilton Bengals 4 games to 0

Elora Mohawks defeated Mississauga Chiefs 4 games to 2

Rexdale Warriors defeated Brampton Excelsiors 4 games to 0

Peterborough Gray-Munros defeated Oshawa Green Gaels 4 games to 1

Peterborough Gray-Munros defeated Rexdale Warriors 4 games to 3

Whitby Consolidated Builders defeated Elora Mohawks 4 games to 0

Whitby Consolidated Builders defeated Peterborough Gray-Munros 4 games to 1

### MINTO CUP – CANADIAN JUNIOR CHAMPIONSHIP

Burnaby Cablevision defeated Whitby Consolidated Builders 4 games to 2 (8-12, 9-12, 17-8, 12-11, 15-4, 17-10)

## 1978 ONTARIO LACROSSE ASSOCIATION

| JUNIOR 'A' LEAGUE – EASTERN DIVISION | <u>GP</u> | <u>W</u> | <u>L</u> | <u>T</u> | <u>GF</u> | <u>GA</u> | <u>PTS</u> |
|--------------------------------------|-----------|----------|----------|----------|-----------|-----------|------------|
| Whitby Consolidated Builders*        | 30        | 23       | 7        | 0        | 478       | 346       | 46         |
| Peterborough Gray-Munros             | 30        | 21       | 9        | 0        | 486       | 356       | 42         |
| Oshawa Green Gaels                   | 30        | 20       | 10       | 0        | 508       | 402       | 40         |
| Mississauga Chiefs                   | 30        | 12       | 18       | 0        | 410       | 469       | 24         |
| Rexdale Warriors                     | 30        | 12       | 18       | 0        | 406       | 468       | 24         |
| Brampton Excelsiors                  | 30        | 2        | 28       | 0        | 300       | 547       | 4          |
| JUNIOR 'A' LEAGUE – WESTERN DIVISION | <u>GP</u> | <u>W</u> | <u>L</u> | <u>T</u> | <u>GF</u> | <u>GA</u> | <u>PTS</u> |
| Elora Mohawks                        | 24        | 19       | 4        | 1        | 347       | 222       | 39         |
| Windsor Warlocks                     | 24        | 18       | 5        | 1        | 348       | 224       | 37         |
| Hamilton Bengals                     | 24        | 12       | 12       | 0        | 298       | 299       | 24         |
| Mimico Mountaineers                  | 24        | 7        | 17       | 0        | 241       | 326       | 14         |
| Kitchener Braves                     | 24        | 3        | 21       | 0        | 206       | 369       | 6          |

*Mimico Mountaineers suspended and defaulted the last 3 games of the season and playoffs*

### PLAYOFFS

Whitby Consolidated Builders defeated Mississauga Chiefs 4 games to 0

Peterborough Gray-Munros defeated Oshawa Green Gaels 4 games to 2

Elora Mohawks defeated Kitchener Braves 3 games to 0

Hamilton Bengals defeated Windsor Warlocks 3 games to 1

Whitby Consolidated Builders defeated Peterborough Gray-Munros 4 games to 0

Elora Mohawks defeated Hamilton Bengals 4 games to 0

Whitby Consolidated Builders defeated Elora Mohawks 4 games to 0

### MINTO CUP – CANADIAN JUNIOR CHAMPIONSHIP

Burnaby Cablevision defeated Whitby Consolidated Builders 4 games to 1 (11-13, 19-11, 18-14, 17-15, 18-10)

**1979 ONTARIO LACROSSE ASSOCIATION**

| JUNIOR 'A' LEAGUE – EASTERN DIVISION | <u>GP</u> | <u>W</u> | <u>L</u> | <u>T</u> | <u>GF</u> | <u>GA</u> | <u>PTS</u> |
|--------------------------------------|-----------|----------|----------|----------|-----------|-----------|------------|
| Oshawa Green Gaels                   | 28        | 23       | 5        | 0        | 597       | 373       | 46         |
| Whitby Consolidated Builders         | 28        | 23       | 5        | 0        | 495       | 327       | 46         |
| Peterborough Century 21 Centurions*  | 28        | 22       | 6        | 0        | 368       | 295       | 44         |
| Mississauga Builders                 | 28        | 13       | 15       | 0        | 397       | 469       | 26         |
| Brampton Excelsiors                  | 28        | 7        | 21       | 0        | 364       | 447       | 14         |
| Etobicoke Warriors                   | 28        | 4        | 24       | 0        | 351       | 483       | 8          |
| <br>                                 |           |          |          |          |           |           |            |
| JUNIOR 'A' LEAGUE – WESTERN DIVISION | <u>GP</u> | <u>W</u> | <u>L</u> | <u>T</u> | <u>GF</u> | <u>GA</u> | <u>PTS</u> |
| Hamilton Bengals                     | 24        | 14       | 9        | 1        | 338       | 303       | 29         |
| Elora Mohawks                        | 24        | 12       | 11       | 1        | 313       | 298       | 25         |
| Windsor Warlocks                     | 24        | 12       | 12       | 0        | 328       | 334       | 24         |
| Kitchener Braves                     | 24        | 1        | 23       | 0        | 221       | 479       | 2          |

**PLAYOFFS**

Oshawa Green Gaels defeated Mississauga Builders 4 games to 0  
Peterborough Centurions defeated Whitby Consolidated Builders 4 games to 0  
Elora Mohawks defeated Windsor Warlocks 4 games to 1  
Hamilton Bengals defeated Brampton Excelsiors 4 games to 1

Oshawa Green Gaels defeated Elora Mohawks 4 games to 2  
Peterborough Centurions defeated Hamilton Bengals 4 games to 0

Peterborough Centurions defeated Oshawa Green Gaels 4 games to 3

**MINTO CUP – CANADIAN JUNIOR CHAMPIONSHIP**

| PRELIMINARY ROUND-ROBIN            | <u>GP</u> | <u>W</u> | <u>L</u> | <u>PTS</u> |
|------------------------------------|-----------|----------|----------|------------|
| Peterborough Century 21 Centurions | 4         | 3        | 1        | 6          |
| Burnaby Cablevision                | 4         | 2        | 2        | 4          |
| Alberta All-Star Tomahawks         | 4         | 1        | 3        | 2          |

Burnaby Cablevision defeated Peterborough Century 21 Centurions in single-game final 8-6

**1980 ONTARIO LACROSSE ASSOCIATION**

| JUNIOR 'A' LEAGUE                  | <u>GP</u> | <u>W</u> | <u>L</u> | <u>T</u> | <u>GF</u> | <u>GA</u> | <u>PTS</u> |
|------------------------------------|-----------|----------|----------|----------|-----------|-----------|------------|
| Whitby Consolidated Builders*      | 20        | 17       | 3        | 0        | 381       | 202       | 34         |
| Oshawa Green Gaels                 | 20        | 15       | 5        | 0        | 431       | 228       | 30         |
| Peterborough Century 21 Centurions | 20        | 12       | 8        | 0        | 266       | 199       | 24         |
| Etobicoke Warriors                 | 20        | 12       | 8        | 0        | 314       | 298       | 24         |
| Hamilton Bengals                   | 20        | 11       | 9        | 0        | 312       | 287       | 22         |
| Mississauga PCOs                   | 20        | 11       | 9        | 0        | 339       | 353       | 22         |
| Elora Mohawks                      | 20        | 8        | 12       | 0        | 224       | 286       | 16         |
| Brampton Excelsiors                | 20        | 3        | 17       | 0        | 270       | 373       | 6          |
| Kitchener Braves                   | 20        | 1        | 19       | 0        | 145       | 456       | 2          |

**PLAYOFFS**

Whitby Consolidated Builders defeated Brampton Excelsiors 4 games to 1  
Oshawa Green Gaels defeated Etobicoke Warriors 4 games to 0  
Peterborough Centurions defeated Elora Mohawks 4 games to 0  
Hamilton Bengals defeated Mississauga PCOs 4 games to 3

Whitby Consolidated Builders defeated Hamilton Bengals 4 games to 0  
Peterborough Centurions defeated Oshawa Green Gaels 4 games to 2

Whitby Consolidated Builders defeated Peterborough Centurions 4 games to 2

**MINTO CUP – CANADIAN JUNIOR CHAMPIONSHIP**

Whitby Consolidated Builders defeated New Westminster Salmonbellies 4 games to 1 (15-14 OT, 17-14, 12-7, 13-14, 22-7)

## 1981 ONTARIO LACROSSE ASSOCIATION

| JUNIOR 'A' LEAGUE            | <u>GP</u> | <u>W</u> | <u>L</u> | <u>T</u> | <u>GF</u> | <u>GA</u> | <u>PTS</u> |
|------------------------------|-----------|----------|----------|----------|-----------|-----------|------------|
| Peterborough James Gang*     | 20        | 20       | 0        | 0        | 342       | 162       | 40         |
| Whitby Consolidated Builders | 20        | 15       | 5        | 0        | 400       | 251       | 30         |
| Etobicoke Eclipse            | 20        | 14       | 6        | 0        | 388       | 253       | 28         |
| Brampton Excelsiors          | 20        | 11       | 9        | 0        | 272       | 265       | 22         |
| Oshawa Green Gaels           | 20        | 9        | 11       | 0        | 323       | 275       | 18         |
| Hamilton Bengals             | 20        | 9        | 11       | 0        | 281       | 259       | 18         |
| Mississauga Builders         | 20        | 6        | 14       | 0        | 274       | 359       | 12         |
| Elora Mohawks                | 20        | 5        | 15       | 0        | 206       | 374       | 10         |
| Kitchener Braves             | 20        | 1        | 19       | 0        | 187       | 476       | 2          |

### PLAYOFFS

Peterborough James Gang defeated Elora Mohawks 4 games to 0  
Oshawa Green Gaels defeated Whitby Consolidated Builders 4 games to 1  
Etobicoke Eclipse defeated Mississauga Builders 4 games to 0  
Brampton Excelsiors defeated Hamilton Bengals 4 games to 3

Peterborough James Gang defeated Brampton Excelsiors 4 games to 0  
Oshawa Green Gaels defeated Etobicoke Eclipse 4 games to 2

Peterborough James Gang defeated Oshawa Green Gaels 4 games to 3

### MINTO CUP – CANADIAN JUNIOR CHAMPIONSHIP

Peterborough James Gang defeated Burnaby Cablevision 4 games to 0 (12-11, 12-9, 18-10, 13-12 OT)

## 1982 ONTARIO LACROSSE ASSOCIATION

| JUNIOR 'A' LEAGUE            | <u>GP</u> | <u>W</u> | <u>L</u> | <u>T</u> | <u>GF</u> | <u>GA</u> | <u>PTS</u> |
|------------------------------|-----------|----------|----------|----------|-----------|-----------|------------|
| Peterborough James Gang*     | 20        | 17       | 3        | 0        | 354       | 143       | 34         |
| Whitby Consolidated Builders | 20        | 16       | 4        | 0        | 358       | 211       | 32         |
| Oshawa Green Gaels           | 20        | 15       | 5        | 0        | 302       | 209       | 30         |
| Etobicoke Eclipse            | 20        | 13       | 6        | 1        | 307       | 229       | 27         |
| St. Catharines Athletics     | 20        | 8        | 9        | 3        | 236       | 289       | 19         |
| Mississauga Tomahawks        | 20        | 6        | 13       | 1        | 248       | 347       | 13         |
| Brampton Excelsiors          | 20        | 6        | 14       | 0        | 266       | 331       | 12         |
| Hamilton Bengals             | 20        | 3        | 16       | 1        | 188       | 336       | 7          |
| Elora Mohawks                | 20        | 3        | 17       | 0        | 161       | 322       | 6          |

### PLAYOFFS

Peterborough James Gang defeated Hamilton Bengals 4 games to 0  
Whitby Consolidated Builders defeated Mississauga Tomahawks 4 games to 0  
Oshawa Green Gaels defeated Brampton Excelsiors 4 games to 1  
Etobicoke Eclipse defeated St. Catharines Athletics 4 games to 0

Oshawa Green Gaels defeated Whitby Consolidated Builders 4 games to 3  
Peterborough James Gang defeated Etobicoke Eclipse 4 games to 0

Peterborough James Gang defeated Oshawa Green Gaels 4 games to 0

### MINTO CUP – CANADIAN JUNIOR CHAMPIONSHIP

Peterborough James Gang defeated Victoria-Esquamalt Legion 4 games to 1 (13-5, 5-6, 13-2, 12-9, 10-6)

### 1983 ONTARIO LACROSSE ASSOCIATION

| MAJOR JUNIOR 'A' LEAGUE  | <u>GP</u> | <u>W</u> | <u>L</u> | <u>T</u> | <u>GF</u> | <u>GA</u> | <u>PTS</u> |
|--------------------------|-----------|----------|----------|----------|-----------|-----------|------------|
| Peterborough James Gang* | 22        | 21       | 1        | 0        | 360       | 144       | 42         |
| Etobicoke Eclipse        | 22        | 17       | 5        | 0        | 290       | 265       | 34         |
| Whitby Developers        | 22        | 14       | 7        | 1        | 287       | 208       | 29         |
| Oshawa Green Gaels       | 22        | 11       | 11       | 0        | 244       | 217       | 22         |

#### PLAYOFFS

Peterborough James Gang defeated Oshawa Green Gaels 4 games to 0

Etobicoke Eclipse defeated Whitby Developers 4 games to 3

Peterborough James Gang defeated Etobicoke Eclipse 4 games to 0

#### MINTO CUP – CANADIAN JUNIOR CHAMPIONSHIP

| PRELIMINARY ROUND-ROBIN       | <u>GP</u> | <u>W</u> | <u>L</u> | <u>T</u> | <u>GF</u> | <u>GA</u> | <u>PTS</u> |
|-------------------------------|-----------|----------|----------|----------|-----------|-----------|------------|
| Peterborough James Gang       | 4         | 4        | 0        | 0        | 60        | 25        | 8          |
| Etobicoke Eclipse             | 4         | 2        | 2        | 0        | 43        | 56        | 4          |
| New Westminster Salmonbellies | 4         | 0        | 4        | 0        | 32        | 54        | 0          |

Peterborough James Gang defeated Etobicoke Eclipse in single-game final 12-8

| PROVINCIAL JUNIOR 'A' LEAGUE | <u>GP</u> | <u>W</u> | <u>L</u> | <u>T</u> | <u>GF</u> | <u>GA</u> | <u>PTS</u> |
|------------------------------|-----------|----------|----------|----------|-----------|-----------|------------|
| St. Catharines Athletics     | 24        | 12       | 11       | 1        | 272       | 290       | 25         |
| Hamilton Bengals*            | 24        | 11       | 12       | 1        | 295       | 286       | 23         |
| Brampton Excelsiors          | 24        | 8        | 16       | 0        | 289       | 340       | 16         |
| Mississauga Tomahawks        | 24        | 7        | 16       | 1        | 270       | 345       | 15         |
| Elora Mohawks                | 24        | 1        | 23       | 0        | 186       | 398       | 2          |

#### PLAYOFFS

Hamilton Bengals defeated Brampton Excelsiors 4 games to 1

St. Catharines Athletics defeated Mississauga Tomahawks 4 games to 1

Hamilton Bengals defeated St. Catharines Athletics 4 games to 1

### 1984 ONTARIO LACROSSE ASSOCIATION

| JUNIOR 'A' LEAGUE        | <u>GP</u> | <u>W</u> | <u>L</u> | <u>T</u> | <u>GF</u> | <u>GA</u> | <u>PTS</u> |
|--------------------------|-----------|----------|----------|----------|-----------|-----------|------------|
| Whitby Warriors*         | 24        | 22       | 2        | 0        | 421       | 199       | 44         |
| Peterborough James Gang  | 24        | 21       | 3        | 0        | 408       | 225       | 42         |
| St. Catharines Athletics | 24        | 13       | 10       | 1        | 327       | 288       | 27         |
| Etobicoke Eclipse        | 24        | 11       | 12       | 1        | 295       | 287       | 23         |
| Brampton Excelsiors      | 24        | 8        | 16       | 0        | 269       | 342       | 16         |
| Bay Area Bengals         | 24        | 6        | 18       | 0        | 245       | 398       | 12         |
| Elora Mohawks            | 24        | 2        | 22       | 0        | 221       | 447       | 4          |

#### PLAYOFFS

Whitby Warriors defeated Elora Mohawks 4 games to 0

Peterborough James Gang defeated Bay Area Bengals 4 games to 0

| PRELIMINARY ROUND-ROBIN  | <u>GP</u> | <u>W</u> | <u>L</u> | <u>T</u> | <u>GF</u> | <u>GA</u> | <u>PTS</u> |
|--------------------------|-----------|----------|----------|----------|-----------|-----------|------------|
| St. Catharines Athletics | 4         | 4        | 0        | 0        | 69        | 29        | 8          |
| Brampton Excelsiors      | 4         | 1        | 3        | 0        | 49        | 61        | 2          |
| Etobicoke Eclipse        | 4         | 1        | 3        | 0        | 33        | 61        | 2          |

Brampton Excelsiors defeated Etobicoke Eclipse

Peterborough James Gang defeated St. Catharines Athletics 4 games to 2

Whitby Warriors defeated Brampton Excelsiors 4 games to 0

Whitby Warriors defeated Peterborough James Gang 4 games to 1

| JUNIOR 'A' LEAGUE – TIER TWO PLAYOFFS | <u>GP</u> | <u>W</u> | <u>L</u> | <u>T</u> | <u>GF</u> | <u>GA</u> | <u>PTS</u> |
|---------------------------------------|-----------|----------|----------|----------|-----------|-----------|------------|
| Bay Area Bengals                      | 4         | 4        | 0        | 0        | 54        | 46        | 8          |
| Elora Mohawks                         | 4         | 1        | 3        | 0        | 50        | 51        | 2          |
| Etobicoke Eclipse                     | 4         | 1        | 3        | 0        | 45        | 52        | 2          |

Elora Mohawks defeated Bay Area Bengals 4 games to 2

MINTO CUP – CANADIAN JUNIOR CHAMPIONSHIP

| PRELIMINARY ROUND-ROBIN       | <u>GP</u> | <u>W</u> | <u>L</u> |  | <u>GF</u> | <u>GA</u> | <u>PTS</u> |
|-------------------------------|-----------|----------|----------|--|-----------|-----------|------------|
| New Westminster Salmonbellies |           |          |          |  |           |           |            |
| Whitby Warriors               |           |          |          |  |           |           |            |
| Victoria-Esquimalt Legion     |           |          |          |  |           |           |            |

Whitby Warriors defeated New Westminster Salmonbellies 16-8

**1985 ONTARIO LACROSSE ASSOCIATION**

| JUNIOR 'A' LEAGUE        | <u>GP</u> | <u>W</u> | <u>L</u> | <u>T</u> | <u>GF</u> | <u>GA</u> | <u>PTS</u> |
|--------------------------|-----------|----------|----------|----------|-----------|-----------|------------|
| Whitby Warriors*         | 24        | 19       | 5        | 0        | 402       | 203       | 38         |
| Peterborough Maulers     | 24        | 18       | 6        | 0        | 363       | 201       | 36         |
| St. Catharines Athletics | 24        | 17       | 7        | 0        | 405       | 284       | 34         |
| Brampton Excelsiors      | 24        | 16       | 8        | 0        | 332       | 273       | 32         |
| Elora Mohawks            | 24        | 7        | 17       | 0        | 253       | 366       | 14         |
| Bay Area Bengals         | 24        | 6        | 18       | 0        | 263       | 365       | 12         |
| Etobicoke Eclipse        | 24        | 1        | 23       | 0        | 139       | 465       | 2          |

PLAYOFFS

Whitby Warriors defeated Brampton Excelsiors 4 games to 0

Peterborough Maulers defeated St. Catharines Athletics 4 games to 3

Whitby Warriors defeated Peterborough Maulers 4 games to 0

JUNIOR 'A' LEAGUE – TIER TWO PLAYOFFS

Bay Area Bengals defeated Etobicoke Eclipse 3 games to 0

Bay Area Bengals defeated Elora Mohawks 4 games to 1

MINTO CUP – CANADIAN JUNIOR CHAMPIONSHIP

Whitby Warriors defeated Victoria-Esquimalt Legion 4 games to 3 (10-12, 19-12, 10-9, 10-11, 16-12, 7-11, 16-8)

**1986 ONTARIO LACROSSE ASSOCIATION**

| JUNIOR 'A' LEAGUE        | <u>GP</u> | <u>W</u> | <u>L</u> | <u>T</u> | <u>GF</u> | <u>GA</u> | <u>PTS</u> |
|--------------------------|-----------|----------|----------|----------|-----------|-----------|------------|
| Peterborough Maulers*    | 20        | 20       | 0        | 0        | 347       | 145       | 40         |
| St. Catharines Athletics | 20        | 12       | 8        | 0        | 258       | 210       | 24         |
| Whitby Warriors          | 20        | 11       | 9        | 0        | 207       | 222       | 22         |
| Etobicoke Eclipse        | 20        | 9        | 10       | 1        | 204       | 221       | 19         |
| Brampton Excelsiors      | 20        | 4        | 16       | 0        | 196       | 277       | 8          |
| Bay Area Bengals         | 20        | 3        | 16       | 1        | 203       | 340       | 7          |

PLAYOFFS

Peterborough Maulers defeated Etobicoke Eclipse 4 games to 0

St. Catharines Athletics defeated Whitby Warriors 4 games to 2

Peterborough Maulers defeated St. Catharines Athletics 4 games to 0

MINTO CUP – CANADIAN JUNIOR CHAMPIONSHIP

| PRELIMINARY ROUND-ROBIN   | <u>GP</u> | <u>W</u> | <u>L</u> |  | <u>GF</u> | <u>GA</u> | <u>PTS</u> |
|---------------------------|-----------|----------|----------|--|-----------|-----------|------------|
| Victoria-Esquimalt Legion | 4         | 4        | 0        |  | 53        | 44        | 8          |
| Peterborough Maulers      | 4         | 1        | 3        |  | 49        | 51        | 2          |
| Coquitlam Adanacs         | 4         | 1        | 3        |  | 38        | 45        | 2          |

Peterborough Maulers defeated Victoria-Esquimalt Legion 11-7

**1987 ONTARIO LACROSSE ASSOCIATION**

| JUNIOR 'A' LEAGUE        | <u>GP</u> | <u>W</u> | <u>L</u> | <u>T</u> | <u>GF</u> | <u>GA</u> | <u>PTS</u> |
|--------------------------|-----------|----------|----------|----------|-----------|-----------|------------|
| Peterborough Maulers*    | 25        | 25       | 0        | 0        | 454       | 149       | 50         |
| St. Catharines Athletics | 25        | 18       | 7        | 0        | 299       | 227       | 36         |
| Whitby Warriors          | 25        | 14       | 11       | 0        | 294       | 258       | 28         |
| Brampton Excelsiors      | 25        | 11       | 14       | 0        | 300       | 311       | 22         |
| Bay Area Bengals         | 25        | 5        | 20       | 0        | 182       | 356       | 10         |
| Etobicoke Eclipse        | 25        | 1        | 24       | 0        | 151       | 400       | 2          |

**PLAYOFFS**

Peterborough Maulers defeated Brampton Excelsiors 4 games to 0

St. Catharines Athletics defeated Whitby Warriors 4 games to 3

Peterborough Maulers defeated St. Catharines Athletics 4 games to 0

**MINTO CUP – CANADIAN JUNIOR CHAMPIONSHIP**

| PRELIMINARY ROUND-ROBIN   | <u>GP</u> | <u>W</u> | <u>L</u> | <u>T</u> | <u>GF</u> | <u>GA</u> | <u>PTS</u> |
|---------------------------|-----------|----------|----------|----------|-----------|-----------|------------|
| Victoria-Esquamalt Legion | 4         | 3        | 1        | 0        | 73        | 57        | 6          |
| Peterborough Maulers      | 4         | 3        | 1        | 0        | 68        | 56        | 6          |
| St. Catharines Athletics  | 4         | 0        | 4        | 0        | 39        | 67        | 0          |

Peterborough Maulers defeated Victoria-Esquamalt Legion 2 games to 0 (12-11, 11-8)

**1988 ONTARIO LACROSSE ASSOCIATION**

| JUNIOR 'A' LEAGUE        | <u>GP</u> | <u>W</u> | <u>L</u> | <u>T</u> | <u>GF</u> | <u>GA</u> | <u>PTS</u> |
|--------------------------|-----------|----------|----------|----------|-----------|-----------|------------|
| Peterborough Maulers*    | 24        | 23       | 1        | 0        | 405       | 152       | 46         |
| St. Catharines Athletics | 24        | 17       | 6        | 1        | 388       | 235       | 35         |
| Whitby Warriors          | 24        | 14       | 8        | 2        | 252       | 226       | 30         |
| Bay Area Bengals         | 24        | 10       | 14       | 0        | 289       | 292       | 20         |
| Brampton Excelsiors      | 24        | 9        | 15       | 0        | 266       | 289       | 18         |
| Mississauga Tomahawks    | 24        | 8        | 15       | 1        | 268       | 371       | 17         |

**PLAYOFFS**

Peterborough Maulers defeated Bay Area Bengals 4 games to 0

Whitby Warriors defeated St. Catharines Athletics 4 games to 2

Peterborough Maulers defeated Whitby Warriors 4 games to 0

**MINTO CUP – CANADIAN JUNIOR CHAMPIONSHIP**

| PRELIMINARY ROUND-ROBIN   | <u>GP</u> | <u>W</u> | <u>L</u> | <u>T</u> | <u>GF</u> | <u>GA</u> | <u>PTS</u> |
|---------------------------|-----------|----------|----------|----------|-----------|-----------|------------|
| Victoria-Esquamalt Legion | 4         | 3        | 1        | 0        | 60        | 37        | 6          |
| Coquitlam Adanacs         | 4         | 2        | 2        | 0        | 38        | 54        | 4          |
| Peterborough Maulers      | 4         | 1        | 3        | 0        | 33        | 40        | 2          |

Victoria-Esquamalt Legion defeated Coquitlam Adanacs 2 games to 0 (12-4, 8-5)

**1989 ONTARIO LACROSSE ASSOCIATION**

| JUNIOR 'A' LEAGUE        | <u>GP</u> | <u>W</u> | <u>L</u> | <u>T</u> | <u>GF</u> | <u>GA</u> | <u>PTS</u> |
|--------------------------|-----------|----------|----------|----------|-----------|-----------|------------|
| Peterborough Maulers*    | 24        | 20       | 3        | 1        | 304       | 165       | 41         |
| St. Catharines Athletics | 24        | 19       | 5        | 0        | 346       | 195       | 38         |
| Whitby Warriors          | 24        | 15       | 8        | 1        | 308       | 242       | 31         |
| Brampton Excelsiors      | 24        | 9        | 15       | 0        | 229       | 297       | 18         |
| Sarnia Pacers            | 24        | 7        | 17       | 0        | 248       | 347       | 14         |
| Mississauga Tomahawks    | 24        | 7        | 17       | 0        | 244       | 347       | 14         |
| Bay Area Bengals         | 24        | 6        | 18       | 0        | 251       | 337       | 12         |

**PLAYOFFS**

Peterborough Maulers defeated Brampton Excelsiors 4 games to 0

St. Catharines Athletics defeated Whitby Warriors 4 games to 0

Peterborough Maulers defeated St. Catharines Athletics 4 games to 3

**MINTO CUP – CANADIAN JUNIOR CHAMPIONSHIP**

Peterborough Maulers defeated Richmond Outlaws 4 games to 1 (11-8, 12-7, 16-8, 7-9, 14-6)

**1990 ONTARIO LACROSSE ASSOCIATION**

| JUNIOR 'A' LEAGUE         | <u>GP</u> | <u>W</u> | <u>L</u> | <u>T</u> | <u>GF</u> | <u>GA</u> | <u>PTS</u> |
|---------------------------|-----------|----------|----------|----------|-----------|-----------|------------|
| St. Catharines Athletics* | 20        | 19       | 1        | 0        | 419       | 154       | 38         |
| Peterborough Maulers      | 20        | 17       | 3        | 0        | 242       | 171       | 34         |
| Whitby Warriors           | 20        | 10       | 10       | 0        | 233       | 189       | 20         |
| Brampton Excelsiors       | 20        | 10       | 10       | 0        | 211       | 240       | 20         |
| Sarnia Pacers             | 20        | 10       | 10       | 0        | 219       | 268       | 20         |
| Mississauga Tomahawks     | 20        | 7        | 13       | 0        | 188       | 298       | 14         |
| Six Nations Braves        | 20        | 5        | 15       | 0        | 222       | 269       | 10         |
| Bay Area Bengals          | 20        | 2        | 18       | 0        | 169       | 314       | 4          |

**PLAYOFFS**

Whitby Warriors defeated Mississauga Tomahawks 2 games to 0

Sarnia Pacers defeated Brampton Excelsiors 2 games to 1

St. Catharines Athletics defeated Sarnia Pacers 4 games to 0

Peterborough Maulers defeated Whitby Warriors 4 games to 2

St. Catharines Athletics defeated Peterborough Maulers 4 games to 1

**MINTO CUP – CANADIAN JUNIOR CHAMPIONSHIP**

| PRELIMINARY ROUND-ROBIN  | <u>GP</u> | <u>W</u> | <u>L</u> | <u>T</u> | <u>GF</u> | <u>GA</u> | <u>PTS</u> |
|--------------------------|-----------|----------|----------|----------|-----------|-----------|------------|
| St. Catharines Athletics | 4         | 3        | 1        | 0        | 49        | 42        | 6          |
| Richmond Outlaws         | 4         | 3        | 1        | 0        | 47        | 41        | 6          |
| Esquimalt Legion         | 4         | 0        | 4        | 0        | 32        | 45        | 0          |

St. Catharines Athletics defeated Richmond Outlaws 2 games to 1 (12-13, 11-7, 12-5)

**1991 ONTARIO LACROSSE ASSOCIATION**

| JUNIOR 'A' LEAGUE         | <u>GP</u> | <u>W</u> | <u>L</u> | <u>T</u> | <u>GF</u> | <u>GA</u> | <u>PTS</u> |
|---------------------------|-----------|----------|----------|----------|-----------|-----------|------------|
| St. Catharines Athletics* | 20        | 15       | 5        | 0        | 261       | 163       | 30         |
| Orangeville Northmen      | 20        | 14       | 6        | 0        | 234       | 198       | 28         |
| Six Nations Arrows        | 20        | 12       | 8        | 0        | 274       | 256       | 24         |
| Mississauga Tomahawks     | 20        | 11       | 9        | 0        | 247       | 214       | 22         |
| Sarnia Pacers             | 20        | 11       | 9        | 0        | 230       | 201       | 22         |
| Kitchener-Waterloo Braves | 20        | 11       | 9        | 0        | 201       | 201       | 22         |
| Brampton Excelsiors       | 20        | 9        | 10       | 1        | 232       | 219       | 19         |
| Bay Area Bengals          | 20        | 9        | 11       | 0        | 212       | 239       | 18         |
| Peterborough Maulers      | 20        | 8        | 11       | 1        | 172       | 188       | 17         |
| Toronto Beaches           | 20        | 8        | 12       | 0        | 203       | 218       | 16         |
| Whitby Warriors           | 20        | 1        | 19       | 0        | 156       | 325       | 2          |

**PLAYOFFS**

St. Catharines Athletics defeated Bay Area Bengals 4 games to 0

Brampton Excelsiors defeated Orangeville Northmen 4 games to 2

Six Nations Arrows defeated Kitchener-Waterloo Braves 4 games to 1

Sarnia Pacers defeated Mississauga Tomahawks 4 games to 2

St. Catharines Athletics defeated Brampton Excelsiors 4 games to 1

Six Nations Arrows defeated Sarnia Pacers 4 games to 1

St. Catharines Athletics defeated Six Nations Arrows 4 games to 1

**MINTO CUP – CANADIAN JUNIOR CHAMPIONSHIP**

St. Catharines Athletics defeated Victoria Eagles 4 games to 1 (10-13, 12-8, 7-6, 11-8, 9-8)

## 1992 ONTARIO LACROSSE ASSOCIATION

| JUNIOR 'A' LEAGUE         | <u>GP</u> | <u>W</u> | <u>L</u> | <u>T</u> | <u>GF</u> | <u>GA</u> | <u>PTS</u> |
|---------------------------|-----------|----------|----------|----------|-----------|-----------|------------|
| St. Catharines Athletics  | 20        | 16       | 4        | 0        | 301       | 179       | 32         |
| Brampton Excelsiors       | 20        | 14       | 5        | 1        | 246       | 201       | 29         |
| Six Nations Arrows*       | 20        | 13       | 6        | 1        | 267       | 217       | 27         |
| Kitchener-Waterloo Braves | 20        | 11       | 9        | 0        | 222       | 193       | 22         |
| Sarnia Pacers             | 20        | 10       | 9        | 1        | 216       | 208       | 21         |
| Toronto Beaches           | 20        | 10       | 10       | 0        | 219       | 210       | 20         |
| Orangeville Northmen      | 20        | 9        | 11       | 0        | 213       | 219       | 18         |
| Mississauga Tomahawks     | 20        | 8        | 11       | 1        | 224       | 230       | 17         |
| Peterborough Maulers      | 20        | 8        | 11       | 1        | 223       | 237       | 17         |
| Whitby Warriors           | 20        | 6        | 13       | 1        | 178       | 265       | 13         |
| Burlington Chiefs         | 20        | 2        | 18       | 0        | 139       | 289       | 4          |

### PLAYOFFS

Mississauga Tomahawks defeated Peterborough Maulers 1 game to 0

St. Catharines Athletics defeated Mississauga Tomahawks 4 games to 0

Brampton Excelsiors defeated Orangeville Northmen 4 games to 0

Six Nations Arrows defeated Toronto Beaches 4 games to 0

Kitchener-Waterloo Braves defeated Sarnia Pacers 4 games to 1

St. Catharines Athletics defeated Kitchener-Waterloo Braves 4 games to 2

Six Nations Arrows defeated Brampton Excelsiors 4 games to 3

Six Nations Arrows defeated St. Catharines Athletics 4 games to 0

### MINTO CUP – CANADIAN JUNIOR CHAMPIONSHIP

Six Nations Arrows defeated Coquitlam Adanacs 4 games to 3 (13-10, 8-12, 9-12, 13-12, 13-8, 10-11, 8-4)

## 1993 ONTARIO LACROSSE ASSOCIATION

| JUNIOR 'A' LEAGUE         | <u>GP</u> | <u>W</u> | <u>L</u> | <u>T</u> | <u>GF</u> | <u>GA</u> | <u>PTS</u> |
|---------------------------|-----------|----------|----------|----------|-----------|-----------|------------|
| St. Catharines Athletics  | 22        | 21       | 1        | 0        | 391       | 184       | 42         |
| Orangeville Northmen*     | 22        | 18       | 4        | 0        | 329       | 213       | 36         |
| Peterborough Maulers      | 22        | 15       | 7        | 0        | 314       | 235       | 30         |
| Brampton Excelsiors       | 22        | 14       | 8        | 0        | 281       | 221       | 28         |
| Toronto Beaches           | 22        | 12       | 10       | 0        | 249       | 191       | 24         |
| Six Nations Arrows        | 22        | 12       | 10       | 0        | 249       | 191       | 24         |
| Mississauga Tomahawks     | 22        | 12       | 10       | 0        | 303       | 322       | 24         |
| Whitby Warriors           | 22        | 11       | 11       | 0        | 220       | 254       | 22         |
| Burlington Chiefs         | 22        | 9        | 12       | 1        | 257       | 277       | 19         |
| Sarnia Pacers             | 22        | 3        | 18       | 1        | 196       | 361       | 7          |
| Scarborough Saints        | 22        | 3        | 19       | 0        | 214       | 367       | 6          |
| Kitchener-Waterloo Braves | 22        | 1        | 21       | 0        | 192       | 334       | 2          |

### PLAYOFFS

St. Catharines Athletics defeated Whitby Warriors 4 games to 1

Orangeville Northmen defeated Mississauga Tomahawks 4 games to 0

Six Nations Arrows defeated Peterborough Maulers 4 games to 2

Toronto Beaches defeated Brampton Excelsiors 4 games to 2

St. Catharines Athletics defeated Six Nations Arrows 4 games to 2

Orangeville Northmen defeated Toronto Beaches 4 games to 0

Orangeville Northmen defeated St. Catharines Athletics 4 games to 1

### MINTO CUP – CANADIAN JUNIOR CHAMPIONSHIP

Orangeville Northmen defeated Coquitlam Adanacs 4 games to 0 (8-5, 11-10 2OT, 8-6, 15-9)



## 1994 ONTARIO LACROSSE ASSOCIATION

| JUNIOR 'A' LEAGUE – EASTERN DIVISION | <u>GP</u> | <u>W</u> | <u>L</u> | <u>T</u> | <u>GF</u> | <u>GA</u> | <u>PTS</u> |
|--------------------------------------|-----------|----------|----------|----------|-----------|-----------|------------|
| Peterborough Traders                 | 26        | 20       | 5        | 1        | 395       | 281       | 41         |
| Whitby Warriors                      | 26        | 18       | 8        | 0        | 360       | 264       | 36         |
| Brampton Excelsiors*                 | 25        | 16       | 9        | 0        | 329       | 254       | 32         |
| Toronto Beaches                      | 24        | 14       | 10       | 0        | 292       | 271       | 28         |
| Mississauga Tomahawks                | 26        | 7        | 19       | 0        | 242       | 364       | 14         |
| Scarborough Saints                   | 25        | 2        | 22       | 1        | 244       | 439       | 5          |

| JUNIOR 'A' LEAGUE – WESTERN DIVISION | <u>GP</u> | <u>W</u> | <u>L</u> | <u>T</u> | <u>GF</u> | <u>GA</u> | <u>PTS</u> |
|--------------------------------------|-----------|----------|----------|----------|-----------|-----------|------------|
| Orangeville Northmen                 | 26        | 21       | 5        | 0        | 367       | 194       | 42         |
| St. Catharines Athletics             | 26        | 20       | 6        | 0        | 395       | 258       | 40         |
| Six Nations Arrows                   | 26        | 13       | 13       | 0        | 331       | 323       | 26         |
| Kitchener-Waterloo Braves            | 26        | 11       | 15       | 0        | 280       | 289       | 22         |
| Burlington Chiefs                    | 26        | 9        | 17       | 0        | 286       | 365       | 18         |
| Sarnia Pacers                        | 26        | 2        | 24       | 0        | 190       | 409       | 4          |

### PLAYOFFS

Orangeville Northmen defeated Kitchener-Waterloo Braves 4 games to 0

St. Catharines Athletics defeated Six Nations Arrows 4 games to 2

Peterborough Traders defeated Toronto Beaches 4 games to 1

Brampton Excelsiors defeated Whitby Warriors 4 games to 2

Peterborough Traders defeated St. Catharines Athletics 4 games to 3

Brampton Excelsiors defeated Orangeville Northmen 4 games to 3

Brampton Excelsiors defeated Peterborough Traders 4 games to 2

### MINTO CUP – CANADIAN JUNIOR CHAMPIONSHIP

New Westminster Salmonbellies defeated Brampton Excelsiors 4 games to 3 (8-6, 4-11, 5-4, 4-3, 6-12, 6-12, 9-5)

## 1995 ONTARIO LACROSSE ASSOCIATION

| JUNIOR 'A' LEAGUE         | <u>GP</u> | <u>W</u> | <u>L</u> | <u>T</u> | <u>GF</u> | <u>GA</u> | <u>PTS</u> |
|---------------------------|-----------|----------|----------|----------|-----------|-----------|------------|
| Orangeville Northmen*     | 20        | 19       | 1        | 0        | 231       | 125       | 38         |
| Whitby Warriors           | 20        | 17       | 3        | 0        | 285       | 186       | 34         |
| St. Catharines Athletics  | 20        | 15       | 5        | 0        | 279       | 190       | 30         |
| Toronto Beaches           | 20        | 12       | 8        | 0        | 226       | 179       | 24         |
| Peterborough Javelins     | 20        | 12       | 8        | 0        | 228       | 186       | 24         |
| Brampton Excelsiors       | 20        | 9        | 11       | 0        | 231       | 234       | 18         |
| Kitchener-Waterloo Braves | 20        | 8        | 12       | 0        | 189       | 180       | 16         |
| Mississauga Tomahawks     | 20        | 7        | 13       | 0        | 170       | 214       | 14         |
| Six Nations Arrows        | 20        | 5        | 15       | 0        | 182       | 273       | 10         |
| Sarnia Pacers             | 20        | 3        | 17       | 0        | 175       | 300       | 6          |
| Burlington Chiefs         | 20        | 3        | 17       | 0        | 151       | 280       | 6          |

### PLAYOFFS

Orangeville Northmen defeated Mississauga Tomahawks 4 games to 0

Whitby Warriors defeated Kitchener-Waterloo Braves 4 games to 2

St. Catharines Athletics defeated Brampton Excelsiors 4 games to 1

Peterborough Javelins defeated Toronto Beaches 4 games to 3

Orangeville Northmen defeated Peterborough Javelins 4 games to 0

St. Catharines Athletics defeated Whitby Warriors 4 games to 0

Orangeville Northmen defeated St. Catharines Athletics 4 games to 0

### MINTO CUP – CANADIAN JUNIOR CHAMPIONSHIP

Orangeville Northmen defeated New Westminster Salmonbellies 4 games to 0 (10-7, 12-7, 10-2, 11-8)

**1996 ONTARIO LACROSSE ASSOCIATION**

| JUNIOR 'A' LEAGUE         | <u>GP</u> | <u>W</u> | <u>L</u> | <u>T</u> | <u>GF</u> | <u>GA</u> | <u>PTS</u> |
|---------------------------|-----------|----------|----------|----------|-----------|-----------|------------|
| Whitby Warriors           | 20        | 19       | 1        | 0        | 333       | 142       | 38         |
| Orangeville Northmen*     | 20        | 18       | 2        | 0        | 283       | 118       | 36         |
| St. Catharines Athletics  | 20        | 14       | 5        | 1        | 248       | 192       | 29         |
| Peterborough Javelins     | 20        | 10       | 10       | 0        | 222       | 216       | 20         |
| Toronto Beaches           | 20        | 9        | 10       | 1        | 211       | 214       | 19         |
| Kitchener-Waterloo Braves | 20        | 9        | 10       | 1        | 178       | 221       | 19         |
| Burlington Chiefs         | 20        | 9        | 10       | 1        | 170       | 212       | 19         |
| Mississauga Tomahawks     | 20        | 6        | 12       | 2        | 157       | 271       | 14         |
| Six Nations Arrows        | 20        | 5        | 13       | 2        | 198       | 243       | 12         |
| Sarnia Pacers             | 20        | 4        | 16       | 0        | 177       | 255       | 8          |
| Brampton Excelsiors       | 20        | 3        | 17       | 0        | 183       | 285       | 6          |

**PLAYOFFS**

Whitby Warriors defeated Mississauga Tomahawks 3 games to 0  
 Orangeville Northmen defeated Burlington Chiefs 3 games to 0  
 St. Catharines Athletics defeated Kitchener-Waterloo Braves 3 games to 0  
 Peterborough Javelins defeated Toronto Beaches 3 games to 2

Whitby Warriors defeated Peterborough Javelins 4 games to 0  
 Orangeville Northmen defeated St. Catharines Athletics 4 games to 0

Orangeville Northmen defeated Whitby Warriors 4 games to 1

**MINTO CUP – CANADIAN JUNIOR CHAMPIONSHIP**

Orangeville Northmen defeated Burnaby Lakers 4 games to 3 (17-5, 3-7, 5-11, 12-3, 9-10, 10-2, 6-5 OT)

**1997 ONTARIO LACROSSE ASSOCIATION**

| JUNIOR 'A' LEAGUE         | <u>GP</u> | <u>W</u> | <u>L</u> | <u>T</u> | <u>GF</u> | <u>GA</u> | <u>PTS</u> |
|---------------------------|-----------|----------|----------|----------|-----------|-----------|------------|
| Whitby Warriors*          | 18        | 16       | 2        | 0        | 315       | 137       | 32         |
| Orangeville Northmen      | 18        | 14       | 4        | 0        | 184       | 158       | 28         |
| Six Nations Arrows        | 18        | 12       | 6        | 0        | 261       | 194       | 24         |
| Peterborough Javelins     | 18        | 11       | 7        | 0        | 219       | 190       | 22         |
| St. Catharines Athletics  | 18        | 10       | 8        | 0        | 182       | 198       | 20         |
| Burlington Chiefs         | 18        | 8        | 9        | 1        | 181       | 212       | 17         |
| Kitchener-Waterloo Braves | 18        | 7        | 11       | 0        | 210       | 220       | 14         |
| Mississauga Tomahawks     | 18        | 5        | 13       | 0        | 166       | 215       | 10         |
| Sarnia Pacers             | 18        | 4        | 14       | 0        | 188       | 261       | 8          |
| Brampton Excelsiors       | 18        | 2        | 15       | 1        | 172       | 293       | 5          |

**PLAYOFFS**

Whitby Warriors defeated Mississauga Tomahawks 4 games to 0  
 Orangeville Northmen defeated Kitchener-Waterloo Braves 4 games to 1  
 Six Nations Arrows defeated Burlington Chiefs 4 games to 0  
 Peterborough Javelins defeated St. Catharines Athletics 4 games to 2

Whitby Warriors defeated Peterborough Javelins 4 games to 2  
 Six Nations Arrows defeated Orangeville Northmen 4 games to 0

Whitby Warriors defeated Six Nations Arrows 4 games to 3

**MINTO CUP – CANADIAN JUNIOR CHAMPIONSHIP**

Whitby Warriors defeated Burnaby Lakers 4 games to 2 (8-10, 8-14, 11-9, 9-3, 14-12, 11-9 OT)

## 1998 ONTARIO LACROSSE ASSOCIATION

| JUNIOR 'A' LEAGUE         | <u>GP</u> | <u>W</u> | <u>L</u> | <u>T</u> | <u>GF</u> | <u>GA</u> | <u>PTS</u> |
|---------------------------|-----------|----------|----------|----------|-----------|-----------|------------|
| Six Nations Arrows*       | 22        | 19       | 3        | 0        | 341       | 199       | 38         |
| Whitby Warriors           | 22        | 18       | 4        | 0        | 309       | 148       | 36         |
| Kitchener-Waterloo Braves | 22        | 16       | 6        | 0        | 288       | 236       | 32         |
| Burlington Chiefs         | 22        | 15       | 6        | 1        | 243       | 193       | 31         |
| St. Catharines Athletics  | 22        | 15       | 6        | 1        | 288       | 177       | 31         |
| Orangeville Northmen      | 22        | 12       | 10       | 0        | 264       | 205       | 24         |
| Peterborough Javelins     | 22        | 11       | 11       | 0        | 243       | 247       | 22         |
| Orillia Kings             | 22        | 9        | 13       | 0        | 209       | 251       | 18         |
| Mississauga Tomahawks     | 22        | 8        | 14       | 0        | 210       | 261       | 16         |
| Toronto Beaches           | 22        | 5        | 17       | 0        | 174       | 262       | 10         |
| Brampton Excelsiors       | 22        | 3        | 19       | 0        | 163       | 343       | 6          |
| Sarnia Pacers             | 22        | 0        | 22       | 0        | 176       | 386       | 0          |

### PLAYOFFS

Six Nations Arrows defeated Orillia Kings 4 games to 1  
Whitby Warriors defeated Peterborough Javelins 4 games to 1  
Orangeville Northmen defeated Kitchener-Waterloo Braves 4 games to 0  
St. Catharines Athletics defeated Burlington Chiefs 4 games to 1

St. Catharines Athletics defeated Whitby Warriors 4 games to 3  
Six Nations Arrows defeated Orangeville Northmen 4 games to 1

Six Nations Arrows defeated St. Catharines Athletics 4 games to 3

### MINTO CUP – CANADIAN JUNIOR CHAMPIONSHIP

Burnaby Lakers defeated Six Nations Arrows 4 games to 1 (13-8, 8-4, 6-7, 11-6, 10-2)

## 1999 ONTARIO LACROSSE ASSOCIATION

| JUNIOR 'A' LEAGUE         | <u>GP</u> | <u>W</u> | <u>L</u> | <u>T</u> | <u>GF</u> | <u>GA</u> | <u>PTS</u> |
|---------------------------|-----------|----------|----------|----------|-----------|-----------|------------|
| Whitby Warriors*          | 20        | 19       | 1        | 0        | 338       | 139       | 38         |
| Orangeville Northmen      | 20        | 16       | 3        | 1        | 211       | 165       | 33         |
| Six Nations Arrows        | 20        | 16       | 3        | 1        | 209       | 124       | 33         |
| St. Catharines Athletics  | 20        | 13       | 7        | 0        | 186       | 150       | 26         |
| Peterborough Lakers       | 20        | 12       | 8        | 0        | 227       | 229       | 24         |
| Orillia Kings             | 20        | 9        | 11       | 0        | 226       | 252       | 18         |
| Mississauga Tomahawks     | 20        | 7        | 13       | 0        | 195       | 208       | 14         |
| Burlington Chiefs         | 20        | 6        | 14       | 0        | 202       | 248       | 12         |
| Kitchener-Waterloo Braves | 20        | 5        | 15       | 0        | 158       | 240       | 10         |
| Toronto Beaches           | 20        | 3        | 17       | 0        | 139       | 257       | 6          |
| Brampton Excelsiors       | 20        | 3        | 17       | 0        | 171       | 250       | 6          |

### PLAYOFFS

Whitby Warriors defeated Burlington Chiefs 4 games to 0  
Orangeville Northmen defeated Mississauga Tomahawks 4 games to 0  
Six Nations Arrows defeated Orillia Kings 4 games to 0  
St. Catharines Athletics defeated Peterborough Lakers 4 games to 0

Whitby Warriors defeated St. Catharines Athletics 4 games to 0  
Six Nations Arrows defeated Orangeville Northmen 4 games to 2

Whitby Warriors defeated Six Nations Arrows 4 games to 1

### MINTO CUP – CANADIAN JUNIOR CHAMPIONSHIP

Whitby Warriors defeated Burnaby Lakers 4 games to 1 (14-5, 10-5, 7-11, 18-11, 9-3)

**2000 ONTARIO JUNIOR 'A' LACROSSE LEAGUE**

|                           | <u>GP</u> | <u>W</u> | <u>L</u> | <u>T</u> | <u>GF</u> | <u>GA</u> | <u>PTS</u> |
|---------------------------|-----------|----------|----------|----------|-----------|-----------|------------|
| Six Nations Arrows        | 20        | 16       | 3        | 1        | 241       | 164       | 33         |
| Orangeville Northmen*     | 20        | 16       | 4        | 0        | 220       | 141       | 32         |
| Whitby Warriors           | 20        | 15       | 5        | 0        | 188       | 158       | 30         |
| Mississauga Tomahawks     | 20        | 12       | 8        | 0        | 210       | 194       | 24         |
| St. Catharines Athletics  | 20        | 11       | 9        | 0        | 178       | 174       | 22         |
| Peterborough Lakers       | 20        | 9        | 11       | 0        | 186       | 202       | 18         |
| Burlington Chiefs         | 20        | 8        | 12       | 0        | 205       | 225       | 16         |
| Kitchener-Waterloo Braves | 20        | 7        | 13       | 0        | 170       | 215       | 14         |
| Toronto Beaches           | 20        | 6        | 14       | 0        | 184       | 213       | 12         |
| Orillia Kings             | 20        | 5        | 14       | 1        | 186       | 241       | 10         |
| Brampton Excelsiors       | 20        | 4        | 16       | 0        | 154       | 195       | 8          |

**PLAYOFFS**

Six Nations Arrows defeated Kitchener-Waterloo Braves 4 games to 0

Orangeville Northmen defeated Burlington Chiefs 4 games to 0

Whitby Warriors defeated Peterborough Lakers 4 games to 1

St. Catharines Athletics defeated Mississauga Tomahawks 4 games to 0

Orangeville Northmen defeated Whitby Warriors 4 games to 1

St. Catharines Athletics defeated Six Nations Arrows 4 games to 2

Orangeville Northmen defeated St. Catharines Athletics 4 games to 1

**MINTO CUP – CANADIAN JUNIOR CHAMPIONSHIP**

Burnaby Lakers defeated Orangeville Northmen 4 games to 2 (10-8, 7-10, 15-4, 4-6, 10-9 OT, 9-5)

**2001 ONTARIO JUNIOR 'A' LACROSSE LEAGUE**

|                           | <u>GP</u> | <u>W</u> | <u>L</u> | <u>T</u> | <u>GF</u> | <u>GA</u> | <u>PTS</u> |
|---------------------------|-----------|----------|----------|----------|-----------|-----------|------------|
| Six Nations Arrows        | 20        | 16       | 4        | 0        | 222       | 152       | 32         |
| St. Catharines Athletics* | 20        | 14       | 5        | 1        | 200       | 144       | 29         |
| Orangeville Northmen      | 20        | 14       | 5        | 1        | 203       | 158       | 29         |
| Orillia Kings             | 20        | 12       | 8        | 0        | 188       | 165       | 24         |
| Whitby Warriors           | 20        | 12       | 8        | 0        | 202       | 155       | 24         |
| Peterborough Lakers       | 20        | 11       | 9        | 0        | 191       | 189       | 22         |
| Toronto Beaches           | 20        | 9        | 11       | 0        | 168       | 178       | 18         |
| Burlington Chiefs         | 20        | 8        | 12       | 0        | 190       | 214       | 16         |
| Mississauga Tomahawks     | 20        | 7        | 13       | 0        | 196       | 221       | 14         |
| Brampton Excelsiors       | 20        | 4        | 16       | 0        | 136       | 218       | 8          |
| Kitchener-Waterloo Braves | 20        | 2        | 18       | 0        | 143       | 245       | 4          |

**PLAYOFFS**

Six Nations Arrows defeated Burlington Chiefs 4 games to 0.

St. Catharines Athletics defeated Toronto Beaches 4 games to 0.

Peterborough Lakers defeated Orangeville Northmen 4 games to 1.

Whitby Warriors defeated Orillia Kings 4 games to 2.

Six Nations Arrows defeated Peterborough 4 games to 0.

St. Catharines Athletics defeated Whitby Warriors 4 games to 0.

St. Catharines Athletics defeated Six Nations Arrows 4 games to 1.

**MINTO CUP – CANADIAN JUNIOR CHAMPIONSHIP**

St. Catharines Athletics defeated Burnaby Lakers 4 games to 2 (7-8 OT, 4-6, 10-5, 7-3, 7-5, 7-4)

## 2002 ONTARIO JUNIOR 'A' LACROSSE LEAGUE

|                           | <u>GP</u> | <u>W</u> | <u>L</u> | <u>T</u> | <u>GF</u> | <u>GA</u> | <u>PTS</u> |
|---------------------------|-----------|----------|----------|----------|-----------|-----------|------------|
| St. Catharines Athletics* | 20        | 20       | 0        | 0        | 223       | 118       | 40         |
| Toronto Beaches           | 20        | 14       | 6        | 0        | 171       | 159       | 28         |
| Peterborough Lakers       | 20        | 14       | 6        | 0        | 209       | 161       | 28         |
| Orangeville Northmen      | 20        | 14       | 6        | 0        | 185       | 158       | 28         |
| Whitby Warriors           | 20        | 11       | 8        | 1        | 173       | 161       | 23         |
| Six Nations Arrows        | 20        | 9        | 11       | 0        | 206       | 207       | 18         |
| Orillia Kings             | 20        | 9        | 11       | 0        | 186       | 193       | 18         |
| Brampton Excelsiors       | 20        | 6        | 13       | 1        | 160       | 205       | 13         |
| Kitchener-Waterloo Braves | 20        | 5        | 15       | 0        | 157       | 182       | 10         |
| Burlington Chiefs         | 20        | 4        | 16       | 0        | 157       | 208       | 8          |
| Mississauga Tomahawks     | 20        | 3        | 17       | 0        | 164       | 239       | 6          |

### PLAYOFFS

St. Catharines Athletics defeated Brampton Excelsiors 4 games to 0

Toronto Beaches defeated Orillia Kings 4 games to 3

Peterborough Lakers defeated Six Nations Arrows 4 games to 0

Orangeville Northmen defeated Whitby Warriors 4 games to 3

Toronto Beaches defeated Peterborough Lakers 4 games to 3

St. Catharines Athletics defeated Orangeville Northmen 4 games to 0

St. Catharines Athletics defeated Toronto Beaches 4 games to 0

### MINTO CUP – CANADIAN JUNIOR CHAMPIONSHIP

Burnaby Lakers defeated St. Catharines Athletics 4 games to 2 (4-8, 8-5, 7-5, 6-5, 7-8, 7-3)

## 2003 ONTARIO JUNIOR 'A' LACROSSE LEAGUE

|                           | <u>GP</u> | <u>W</u> | <u>L</u> | <u>T</u> | <u>GF</u> | <u>GA</u> | <u>PTS</u> |
|---------------------------|-----------|----------|----------|----------|-----------|-----------|------------|
| St. Catharines Athletics* | 20        | 17       | 2        | 1        | 192       | 121       | 35         |
| Orangeville Northmen      | 20        | 16       | 3        | 1        | 194       | 137       | 33         |
| Toronto Beaches           | 20        | 12       | 8        | 0        | 181       | 150       | 24         |
| Kitchener-Waterloo Braves | 20        | 11       | 9        | 0        | 181       | 159       | 22         |
| Whitby Warriors           | 20        | 10       | 9        | 1        | 171       | 160       | 21         |
| Peterborough Lakers       | 20        | 10       | 10       | 0        | 208       | 188       | 20         |
| Brampton Excelsiors       | 20        | 8        | 10       | 2        | 202       | 194       | 18         |
| Six Nations Arrows        | 20        | 8        | 12       | 0        | 177       | 221       | 16         |
| Mississauga Tomahawks     | 20        | 7        | 12       | 1        | 197       | 239       | 15         |
| Orillia Kings             | 20        | 5        | 15       | 0        | 166       | 211       | 10         |
| Burlington Chiefs         | 20        | 3        | 17       | 0        | 146       | 235       | 6          |

### PLAYOFFS

St. Catharines Athletics defeated Six Nations Arrows 4 games to 0

Orangeville Northmen defeated Brampton Excelsiors 4 games to 0

Toronto Beaches defeated Peterborough Lakers 4 games to 1

Whitby Warriors defeated Kitchener-Waterloo Braves 4 games to 1

St. Catharines Athletics defeated Whitby Warriors 4 games to 0

Orangeville Northmen defeated Toronto Beaches 4 games to 2

St. Catharines Athletics defeated Orangeville Northmen 4 games to 0

### MINTO CUP – CANADIAN JUNIOR CHAMPIONSHIP

#### PRELIMINARY ROUND-ROBIN

|                          | <u>GP</u> | <u>W</u> | <u>L</u> | <u>GF</u> | <u>GA</u> | <u>PTS</u> |
|--------------------------|-----------|----------|----------|-----------|-----------|------------|
| St. Catharines Athletics | 3         | 3        | 0        | 35        | 16        | 6          |
| Orangeville Northmen     | 3         | 2        | 1        | 25        | 19        | 4          |
| Burnaby Lakers           | 3         | 1        | 2        | 29        | 27        | 2          |
| Edmonton Miners          | 3         | 0        | 3        | 15        | 42        | 0          |

Burnaby Lakers defeated Orangeville Northmen 7-6

### MINTO CUP – CANADIAN JUNIOR CHAMPIONSHIP

St. Catharines Athletics defeated Burnaby Lakers 2 games to 1 (10-3, 6-8, 11-3)

**2004 ONTARIO JUNIOR 'A' LACROSSE LEAGUE**

|                           | <u>GP</u> | <u>W</u> | <u>L</u> | <u>T</u> | <u>GF</u> | <u>GA</u> | <u>PTS</u> |
|---------------------------|-----------|----------|----------|----------|-----------|-----------|------------|
| Orangeville Northmen      | 20        | 15       | 4        | 1        | 196       | 140       | 31         |
| Whitby Warriors           | 20        | 14       | 6        | 0        | 209       | 144       | 28         |
| Toronto Beaches           | 20        | 14       | 6        | 0        | 197       | 176       | 28         |
| Six Nations Arrows*       | 20        | 13       | 7        | 0        | 186       | 153       | 26         |
| St. Catharines Athletics  | 20        | 12       | 8        | 0        | 193       | 158       | 24         |
| Kitchener-Waterloo Braves | 20        | 11       | 8        | 1        | 168       | 150       | 23         |
| Peterborough Lakers       | 20        | 9        | 11       | 0        | 180       | 194       | 18         |
| Brampton Excelsiors       | 20        | 9        | 11       | 0        | 165       | 179       | 18         |
| Burlington Chiefs         | 20        | 6        | 14       | 0        | 159       | 182       | 12         |
| Orillia Kings             | 20        | 6        | 14       | 0        | 162       | 210       | 12         |
| Mississauga Tomahawks     | 20        | 0        | 20       | 0        | 138       | 267       | 0          |

**PLAYOFFS**

Orangeville Northmen defeated Brampton Excelsiors 4 games to 3  
 Whitby Warriors defeated Peterborough Lakers 4 games to 3  
 Toronto Beaches defeated Kitchener-Waterloo Braves 4 games to 1  
 Six Nations Arrows defeated St. Catharines Athletics 4 games to 1

Six Nations Arrows defeated Orangeville Northmen 4 games to 0  
 Whitby Warriors defeated Toronto Beaches 4 games to 2

Six Nations Arrows defeated Whitby Warriors 4 games to 3

**MINTO CUP – CANADIAN JUNIOR CHAMPIONSHIP**

| PRELIMINARY ROUND-ROBIN | <u>GP</u> | <u>W</u> | <u>L</u> | <u>GF</u> | <u>GA</u> | <u>PTS</u> |
|-------------------------|-----------|----------|----------|-----------|-----------|------------|
| Burnaby Lakers          | 3         | 3        | 0        | 29        | 19        | 6          |
| Six Nations Arrows      | 3         | 2        | 1        | 31        | 17        | 4          |
| Victoria Shamrocks      | 3         | 1        | 2        | 26        | 25        | 2          |
| Edmonton Miners         | 3         | 0        | 3        | 14        | 39        | 0          |

Victoria Shamrocks defeated Six Nations Arrows 10-9 OT

**MINTO CUP – CANADIAN JUNIOR CHAMPIONSHIP**

Burnaby Lakers defeated Victoria Shamrocks 2 games to 0 (6-3, 13-5)

**2005 ONTARIO JUNIOR 'A' LACROSSE LEAGUE**

|                           | <u>GP</u> | <u>W</u> | <u>L</u> | <u>T</u> | <u>GF</u> | <u>GA</u> | <u>PTS</u> |
|---------------------------|-----------|----------|----------|----------|-----------|-----------|------------|
| Six Nations Arrows*       | 22        | 19       | 3        | 0        | 245       | 130       | 38         |
| Orangeville Northmen      | 22        | 19       | 3        | 0        | 220       | 123       | 38         |
| Kitchener-Waterloo Braves | 22        | 15       | 6        | 1        | 202       | 169       | 31         |
| Peterborough Lakers       | 22        | 15       | 7        | 0        | 224       | 193       | 30         |
| Whitby Warriors           | 22        | 14       | 7        | 1        | 192       | 150       | 29         |
| Brampton Excelsiors       | 22        | 13       | 9        | 0        | 201       | 176       | 26         |
| Toronto Beaches           | 22        | 11       | 11       | 0        | 193       | 185       | 22         |
| Ottawa Titans             | 22        | 9        | 13       | 0        | 184       | 180       | 18         |
| St. Catharines Athletics  | 22        | 6        | 16       | 0        | 188       | 198       | 12         |
| Orillia Kings             | 22        | 5        | 17       | 0        | 169       | 232       | 10         |
| Mississauga Tomahawks     | 22        | 3        | 19       | 0        | 167       | 304       | 6          |
| Burlington Chiefs         | 22        | 2        | 20       | 0        | 139       | 284       | 4          |

**PLAYOFFS**

Six Nations Arrows defeated Ottawa Titans 4 games to 2  
 Orangeville Northmen defeated Toronto Beaches 4 games to 0  
 Brampton Excelsiors defeated Kitchener-Waterloo Braves 4 games to 3  
 Peterborough Lakers defeated Whitby Warriors 4 games to 3

Six Nations Arrows defeated Brampton Excelsiors 4 games to 3  
 Orangeville Northmen defeated Peterborough Lakers 4 games to 0

Six Nations Arrows defeated Orangeville Northmen 4 games to 1

MINTO CUP – CANADIAN JUNIOR CHAMPIONSHIP

| PRELIMINARY ROUND-ROBIN | <u>GP</u> | <u>W</u> | <u>L</u> |  | <u>GF</u> | <u>GA</u> | <u>PTS</u> |
|-------------------------|-----------|----------|----------|--|-----------|-----------|------------|
| Six Nations Arrows      | 3         | 3        | 0        |  | 42        | 16        | 6          |
| Burnaby Lakers          | 3         | 2        | 1        |  | 27        | 20        | 4          |
| Edmonton Miners         | 3         | 1        | 2        |  | 24        | 44        | 2          |
| Calgary Raiders         | 3         | 0        | 3        |  | 15        | 28        | 0          |

Burnaby Lakers defeated Edmonton 9-8

MINTO CUP – CANADIAN JUNIOR CHAMPIONSHIP

Burnaby Lakers defeated Six Nations Arrows 2 games to 0 (13-12 OT, 8-6)

**2006 ONTARIO JUNIOR 'A' LACROSSE LEAGUE**

|                           | <u>GP</u> | <u>W</u> | <u>L</u> | <u>T</u> |  | <u>GF</u> | <u>GA</u> | <u>PTS</u> |
|---------------------------|-----------|----------|----------|----------|--|-----------|-----------|------------|
| Six Nations Arrows*       | 22        | 19       | 3        | 0        |  | 268       | 117       | 38         |
| Whitby Warriors           | 22        | 19       | 3        | 0        |  | 231       | 186       | 38         |
| St. Catharines Athletics  | 22        | 14       | 6        | 2        |  | 186       | 159       | 30         |
| Toronto Beaches           | 22        | 12       | 10       | 0        |  | 220       | 206       | 24         |
| Peterborough Lakers       | 22        | 12       | 10       | 0        |  | 232       | 188       | 24         |
| Orangeville Northmen      | 22        | 11       | 10       | 1        |  | 176       | 155       | 23         |
| Ottawa Titans             | 22        | 11       | 10       | 1        |  | 178       | 201       | 23         |
| Kitchener-Waterloo Braves | 22        | 10       | 10       | 2        |  | 202       | 186       | 22         |
| Brampton Excelsiors       | 22        | 10       | 12       | 0        |  | 182       | 169       | 20         |
| Mississauga Tomahawks     | 22        | 7        | 15       | 0        |  | 203       | 275       | 14         |
| Orillia Kings             | 22        | 4        | 18       | 0        |  | 172       | 255       | 8          |
| Burlington Chiefs         | 22        | 0        | 22       | 0        |  | 144       | 297       | 0          |

PLAYOFFS

Six Nations Arrows defeated Kitchener-Waterloo Braves 4 games to 1

Whitby Warriors defeated Ottawa Titans 4 games to 1

Orangeville Northmen defeated St. Catharines Athletics 4 games to 2

Peterborough Lakers defeated Toronto Beaches 4 games to 1

Six Nations Arrows defeated Orangeville Northmen 4 games to 1

Peterborough Lakers defeated Whitby Warriors 4 games to 1

Six Nations Arrows defeated Peterborough Lakers 4 games to 1

MINTO CUP – CANADIAN JUNIOR CHAMPIONSHIP

| PRELIMINARY ROUND-ROBIN | <u>GP</u> | <u>W</u> | <u>L</u> |  | <u>GF</u> | <u>GA</u> | <u>PTS</u> |
|-------------------------|-----------|----------|----------|--|-----------|-----------|------------|
| Peterborough Lakers     | 3         | 3        | 0        |  | 37        | 22        | 6          |
| Burnaby Lakers          | 3         | 2        | 1        |  | 39        | 23        | 4          |
| Six Nations Arrows      | 3         | 1        | 2        |  | 31        | 22        | 2          |
| Edmonton Miners         | 3         | 0        | 3        |  | 17        | 57        | 0          |

Six Nations Arrows defeated Burnaby Lakers 8-3

MINTO CUP – CANADIAN JUNIOR CHAMPIONSHIP

Peterborough Lakers defeated Six Nations Arrows 9-5

**2007 ONTARIO JUNIOR 'A' LACROSSE LEAGUE**

|                           | <u>GP</u> | <u>W</u> | <u>L</u> | <u>T</u> |  | <u>GF</u> | <u>GA</u> | <u>PTS</u> |
|---------------------------|-----------|----------|----------|----------|--|-----------|-----------|------------|
| Six Nations Arrows*       | 18        | 17       | 0        | 1        |  | 198       | 101       | 35         |
| Orangeville Northmen      | 18        | 14       | 3        | 1        |  | 170       | 106       | 29         |
| Brampton Excelsiors       | 18        | 13       | 5        | 0        |  | 155       | 105       | 26         |
| Whitby Warriors           | 18        | 10       | 6        | 2        |  | 166       | 138       | 22         |
| Peterborough Lakers       | 18        | 10       | 7        | 1        |  | 154       | 143       | 21         |
| St. Catharines Athletics  | 18        | 10       | 8        | 0        |  | 138       | 111       | 20         |
| Akwesasne Indians         | 18        | 9        | 8        | 1        |  | 130       | 128       | 19         |
| Burlington Chiefs         | 18        | 8        | 8        | 2        |  | 145       | 147       | 18         |
| Kitchener-Waterloo Braves | 18        | 8        | 10       | 0        |  | 128       | 145       | 16         |
| Mississauga Tomahawks     | 18        | 5        | 13       | 0        |  | 129       | 188       | 10         |
| Orillia Kings             | 18        | 3        | 14       | 1        |  | 112       | 180       | 7          |
| Toronto Beaches           | 18        | 3        | 14       | 1        |  | 146       | 188       | 7          |
| Ottawa Titans             | 18        | 2        | 16       | 0        |  | 112       | 200       | 4          |

PLAYOFFS

Six Nations Arrows defeated Burlington Chiefs 4 games to 0  
Orangeville Northmen defeated Akwesasne Indians 4 games to 0  
Brampton Excelsiors defeated St. Catharines Athletics 4 games to 3  
Whitby Warriors defeated Peterborough Lakers 4 games to 1

Six Nations Arrows defeated Whitby Warriors 4 games to 1  
Orangeville Northmen defeated Brampton Excelsiors 4 games to 1

Six Nations Arrows defeated Orangeville Northmen 4 games to 2

MINTO CUP – CANADIAN JUNIOR CHAMPIONSHIP

| PRELIMINARY ROUND-ROBIN       | <u>GP</u> | <u>W</u> | <u>L</u> | <u>GF</u> | <u>GA</u> | <u>PTS</u> |
|-------------------------------|-----------|----------|----------|-----------|-----------|------------|
| Burnaby Lakers                | 3         | 3        | 0        | 34        | 18        | 6          |
| New Westminster Salmonbellies | 3         | 2        | 1        | 25        | 16        | 4          |
| Six Nations Arrows            | 3         | 1        | 2        | 26        | 23        | 2          |
| Edmonton Miners               | 3         | 0        | 3        | 13        | 41        | 0          |

Six Nations Arrows defeated New Westminster Salmonbellies 6-5

MINTO CUP – CANADIAN JUNIOR CHAMPIONSHIP

Six Nations Arrows defeated Burnaby Lakers 19-8

2008 ONTARIO JUNIOR 'A' LACROSSE LEAGUE

|                           | <u>GP</u> | <u>W</u> | <u>L</u> | <u>T</u> | <u>GF</u> | <u>GA</u> | <u>PTS</u> |
|---------------------------|-----------|----------|----------|----------|-----------|-----------|------------|
| Orangeville Northmen*     | 22        | 19       | 3        | 0        | 207       | 114       | 38         |
| Six Nations Arrows        | 22        | 16       | 6        | 0        | 195       | 144       | 32         |
| St. Catharines Athletics  | 22        | 15       | 5        | 2        | 204       | 130       | 32         |
| Akwesasne Indians         | 22        | 15       | 6        | 1        | 190       | 136       | 31         |
| Burlington Chiefs         | 22        | 13       | 9        | 0        | 192       | 145       | 26         |
| Kitchener-Waterloo Braves | 22        | 11       | 11       | 0        | 141       | 141       | 22         |
| Peterborough Lakers       | 22        | 10       | 10       | 2        | 147       | 171       | 22         |
| Brampton Excelsiors       | 22        | 10       | 11       | 1        | 130       | 127       | 21         |
| Whitby Warriors           | 22        | 7        | 14       | 1        | 159       | 205       | 15         |
| Orillia Kings             | 22        | 6        | 15       | 1        | 121       | 199       | 13         |
| Toronto Beaches           | 22        | 4        | 18       | 0        | 124       | 199       | 8          |
| Mississauga Tomahawks     | 22        | 2        | 20       | 0        | 113       | 212       | 4          |

PLAYOFFS

Orangeville Northmen defeated Brampton Excelsiors 4 games to 2  
Six Nations Arrows defeated Peterborough Lakers 4 games to 2  
St. Catharines Athletics defeated Kitchener-Waterloo Braves 4 games to 1  
Akwesasne Indians defeated Burlington Chiefs 4 games to 3

Orangeville Northmen defeated Akwesasne Indians 4 games to 0  
Six Nations Arrows defeated St. Catharines Athletics 4 games to 3

Orangeville Northmen defeated Six Nations Arrows 4 games to 1

MINTO CUP – CANADIAN JUNIOR CHAMPIONSHIP

| PRELIMINARY ROUND-ROBIN | <u>GP</u> | <u>W</u> | <u>L</u> | <u>GF</u> | <u>GA</u> | <u>PTS</u> |
|-------------------------|-----------|----------|----------|-----------|-----------|------------|
| Orangeville Northmen    | 3         | 3        | 0        | 35        | 12        | 6          |
| Victoria Shamrocks      | 3         | 2        | 1        | 25        | 21        | 4          |
| Calgary Mountaineers    | 3         | 1        | 2        | 18        | 22        | 2          |
| Edmonton Miners         | 3         | 0        | 3        | 13        | 36        | 0          |

Victoria Shamrocks defeated Calgary Mountaineers 7-4

MINTO CUP – CANADIAN JUNIOR CHAMPIONSHIP

Orangeville Northmen defeated Victoria Shamrocks 9-4



**2009 ONTARIO JUNIOR 'A' LACROSSE LEAGUE**

|                           | <u>GP</u> | <u>W</u> | <u>L</u> | <u>T</u> | <u>GF</u> | <u>GA</u> | <u>PTS</u> |
|---------------------------|-----------|----------|----------|----------|-----------|-----------|------------|
| Orangeville Northmen*     | 22        | 19       | 2        | 1        | 303       | 138       | 39         |
| Brampton Excelsiors       | 22        | 18       | 3        | 1        | 226       | 145       | 37         |
| Burlington Chiefs         | 22        | 17       | 5        | 0        | 284       | 200       | 34         |
| Six Nations Arrows        | 22        | 15       | 6        | 1        | 235       | 170       | 31         |
| St. Catharines Athletics  | 22        | 14       | 8        | 0        | 248       | 198       | 28         |
| Peterborough Lakers       | 22        | 11       | 11       | 0        | 225       | 217       | 22         |
| Akwesasne Indians         | 22        | 8        | 13       | 1        | 204       | 255       | 17         |
| Barrie Lakeshores         | 22        | 8        | 14       | 0        | 188       | 215       | 16         |
| Whitby Warriors           | 22        | 8        | 14       | 0        | 228       | 232       | 16         |
| Kitchener-Waterloo Braves | 22        | 7        | 15       | 0        | 183       | 218       | 14         |
| Toronto Beaches           | 22        | 4        | 18       | 0        | 154       | 297       | 8          |
| Mississauga Tomahawks     | 22        | 1        | 21       | 0        | 137       | 330       | 2          |

**PLAYOFFS**

Whitby Warriors defeated Barrie Lakeshores 15-10

Orangeville Northmen defeated Whitby Warriors 4 games to 0

Brampton Excelsiors defeated Akwasasne Indians 4 games to 0

Burlington Chiefs defeated Peterborough Lakers 4 games to 1

Six Nations Arrows defeated St. Catharines Athletics 4 games to 3

Brampton Excelsiors defeated Burlington Chiefs 4 games to 1

Orangeville Northmen defeated Six Nations Arrows 4 games to 0

Orangeville Northmen defeated Brampton Excelsiors 4 games to 3

**MINTO CUP – CANADIAN JUNIOR CHAMPIONSHIP**

| PRELIMINARY ROUND-ROBIN | <u>GP</u> | <u>W</u> | <u>L</u> | <u>GF</u> | <u>GA</u> | <u>PTS</u> |
|-------------------------|-----------|----------|----------|-----------|-----------|------------|
| Orangeville Northmen    | 3         | 3        | 0        | 34        | 22        | 6          |
| Coquitlam Adanacs       | 3         | 2        | 1        | 30        | 32        | 4          |
| Brampton Excelsiors     | 3         | 1        | 2        | 29        | 22        | 2          |
| Edmonton Eclipse        | 3         | 0        | 3        | 18        | 35        | 0          |

Brampton Excelsiors defeated Coquitlam Adanacs 12-6

**MINTO CUP – CANADIAN JUNIOR CHAMPIONSHIP**

Orangeville Northmen defeated Brampton Excelsiors 2 games to 1 (10-9, 8-11, 8-4)

**2010 ONTARIO JUNIOR 'A' LACROSSE LEAGUE**

|                           | <u>GP</u> | <u>W</u> | <u>L</u> | <u>T</u> | <u>GF</u> | <u>GA</u> | <u>PTS</u> |
|---------------------------|-----------|----------|----------|----------|-----------|-----------|------------|
| Orangeville Northmen*     | 22        | 21       | 1        | 0        | 268       | 116       | 42         |
| Six Nations Arrows        | 22        | 18       | 4        | 0        | 239       | 115       | 36         |
| Whitby Warriors           | 22        | 17       | 5        | 0        | 249       | 155       | 34         |
| St. Catharines Athletics  | 22        | 16       | 6        | 0        | 267       | 183       | 32         |
| Burlington Chiefs         | 22        | 12       | 10       | 0        | 253       | 211       | 24         |
| Brampton Excelsiors       | 22        | 12       | 10       | 0        | 197       | 172       | 24         |
| Akwesasne Indians         | 22        | 11       | 10       | 1        | 244       | 260       | 23         |
| Peterborough Lakers       | 22        | 9        | 13       | 0        | 196       | 205       | 18         |
| Kitchener-Waterloo Braves | 22        | 6        | 16       | 0        | 187       | 262       | 12         |
| Barrie Lakeshores         | 22        | 4        | 18       | 0        | 174       | 270       | 8          |
| Toronto Beaches           | 22        | 3        | 18       | 1        | 167       | 267       | 7          |
| Mississauga Tomahawks     | 22        | 2        | 20       | 0        | 136       | 361       | 4          |

**PLAYOFFS**

Orangeville Northmen defeated Peterborough Lakers 3 games to 1

Six Nations Arrows defeated Akwasasne Indians 3 games to 2

Whitby Warriors defeated Brampton Excelsiors 3 games to 2

Burlington Chiefs defeated St. Catharines Athletics 3 games to 1

Orangeville Northmen defeated Burlington Chiefs 4 games to 0

Six Nations Arrows defeated Whitby Warriors 4 games to 0

Orangeville Northmen defeated Six Nations Arrows 4 games to 0

MINTO CUP – CANADIAN JUNIOR CHAMPIONSHIP

| PRELIMINARY ROUND-ROBIN       | <u>GP</u> | <u>W</u> | <u>L</u> |  | <u>GF</u> | <u>GA</u> | <u>PTS</u> |
|-------------------------------|-----------|----------|----------|--|-----------|-----------|------------|
| Coquitlam Adanacs             | 3         | 3        | 0        |  | 38        | 27        | 6          |
| Orangeville Northmen          | 3         | 2        | 1        |  | 28        | 21        | 4          |
| New Westminster Salmonbellies | 3         | 1        | 2        |  | 20        | 21        | 2          |
| Okotoks Raiders               | 3         | 0        | 3        |  | 12        | 29        | 0          |

Orangeville Northmen defeated New Westminster Salmonbellies 6-4

MINTO CUP – CANADIAN JUNIOR CHAMPIONSHIP

Coquitlam Adanacs defeated Orangeville Northmen 2 games to 0 (9-5, 8-4)

**2011 ONTARIO JUNIOR 'A' LACROSSE LEAGUE**

|                           | <u>GP</u> | <u>W</u> | <u>L</u> | <u>T</u> |  | <u>GF</u> | <u>GA</u> | <u>PTS</u> |
|---------------------------|-----------|----------|----------|----------|--|-----------|-----------|------------|
| Orangeville Northmen      | 22        | 19       | 3        | 0        |  | 242       | 147       | 38         |
| Six Nations Arrows        | 22        | 18       | 4        | 0        |  | 286       | 158       | 36         |
| Whitby Warriors*          | 22        | 16       | 6        | 0        |  | 285       | 163       | 32         |
| Brampton Excelsiors       | 22        | 14       | 8        | 0        |  | 250       | 208       | 28         |
| Peterborough Lakers       | 22        | 13       | 8        | 1        |  | 210       | 198       | 27         |
| St. Catharines Athletics  | 22        | 12       | 9        | 1        |  | 228       | 195       | 25         |
| Burlington Chiefs         | 22        | 11       | 11       | 0        |  | 205       | 208       | 22         |
| Akwasasne Indians         | 22        | 9        | 13       | 0        |  | 230       | 242       | 18         |
| Kitchener-Waterloo Braves | 22        | 7        | 15       | 0        |  | 186       | 238       | 14         |
| Barrie Lakeshores         | 22        | 7        | 15       | 0        |  | 187       | 270       | 14         |
| Toronto Beaches           | 22        | 3        | 19       | 0        |  | 158       | 275       | 6          |
| Mississauga Tomahawks     | 22        | 2        | 20       | 0        |  | 130       | 295       | 4          |

PLAYOFFS

Orangeville Northmen defeated Akwasasne Indians 3 games to 0

Six Nations Arrows defeated Burlington Chiefs 3 games to 0

Whitby Warriors defeated St. Catharines Athletics 3 games to 0

Peterborough Lakers defeated Brampton Excelsiors 3 games to 0

Orangeville Northmen defeated Peterborough Lakers 4 games to 3

Whitby Warriors defeated Six Nations Arrows 4 games to 2

Whitby Warriors defeated Orangeville Northmen 4 games to 3

MINTO CUP – CANADIAN JUNIOR CHAMPIONSHIP

| PRELIMINARY ROUND-ROBIN | <u>GP</u> | <u>W</u> | <u>L</u> |  | <u>GF</u> | <u>GA</u> | <u>PTS</u> |
|-------------------------|-----------|----------|----------|--|-----------|-----------|------------|
| Coquitlam Adanacs       | 3         | 3        | 0        |  | 38        | 15        | 6          |
| Whitby Warriors         | 3         | 2        | 1        |  | 44        | 24        | 4          |
| Okotoks Raiders         | 3         | 1        | 2        |  | 17        | 35        | 2          |
| Edmonton Eclipse        | 3         | 0        | 3        |  | 15        | 40        | 0          |

Whitby Warriors defeated Okotoks Raiders 8-4

Whitby Warriors defeated Coquitlam Adanacs 2 games to 1 (9-12, 5-4, 12-7)

**2012 ONTARIO JUNIOR 'A' LACROSSE LEAGUE**

|                           | <u>GP</u> | <u>W</u> | <u>L</u> | <u>T</u> |  | <u>GF</u> | <u>GA</u> | <u>PTS</u> |
|---------------------------|-----------|----------|----------|----------|--|-----------|-----------|------------|
| Six Nations Arrows        | 20        | 17       | 3        | 0        |  | 271       | 152       | 34         |
| Whitby Warriors           | 20        | 17       | 3        | 0        |  | 262       | 147       | 34         |
| Orangeville Northmen*     | 20        | 16       | 4        | 0        |  | 256       | 148       | 32         |
| Peterborough Lakers       | 20        | 14       | 5        | 1        |  | 240       | 201       | 29         |
| Kitchener-Waterloo Braves | 20        | 11       | 8        | 1        |  | 215       | 199       | 23         |
| Brampton Excelsiors       | 20        | 10       | 9        | 1        |  | 229       | 213       | 21         |
| Burlington Chiefs         | 20        | 10       | 9        | 1        |  | 209       | 217       | 21         |
| St. Catharines Athletics  | 20        | 5        | 14       | 1        |  | 177       | 249       | 11         |
| Toronto Beaches           | 20        | 4        | 15       | 1        |  | 147       | 234       | 9          |
| Barrie Lakeshores         | 20        | 3        | 17       | 0        |  | 174       | 247       | 6          |
| Mississauga Tomahawks     | 20        | 0        | 20       | 0        |  | 140       | 313       | 0          |

PLAYOFFS

Six Nations Arrows defeated St. Catharines Athletics 3 games to 0  
Whitby Warriors defeated Brampton Excelsiors 3 games to 0  
Orangeville Northmen defeated Burlington Chiefs 3 games to 0  
Peterborough Lakers defeated Kitchener-Waterloo Braves 3 games to 0

Six Nations Arrows defeated Peterborough Lakers 4 games to 0  
Orangeville Northmen defeated Whitby Warriors 4 games to 1

Orangeville Northmen defeated Six Nations Arrows 4 games to 1

MINTO CUP – CANADIAN JUNIOR CHAMPIONSHIP

| PRELIMINARY ROUND-ROBIN | <u>GP</u> | <u>W</u> | <u>L</u> | <u>GF</u> | <u>GA</u> | <u>PTS</u> |
|-------------------------|-----------|----------|----------|-----------|-----------|------------|
| Orangeville Northmen    | 3         | 3        | 0        | 32        | 13        | 6          |
| Whitby Warriors         | 3         | 2        | 1        | 35        | 19        | 4          |
| Coquitlam Adanacs       | 3         | 1        | 2        | 25        | 28        | 2          |
| Calgary Mountaineers    | 3         | 0        | 3        | 6         | 38        | 0          |

Coquitlam Adanacs defeated Whitby Warriors 15-11

Orangeville Northmen defeated Coquitlam Adanacs 2 games to 0 (19-6, 9-4)

2013 ONTARIO JUNIOR ‘A’ LACROSSE LEAGUE

|                           | <u>GP</u> | <u>W</u> | <u>L</u> | <u>T</u> | <u>GF</u> | <u>GA</u> | <u>PTS</u> |
|---------------------------|-----------|----------|----------|----------|-----------|-----------|------------|
| Six Nations Arrows        | 20        | 17       | 3        | 0        | 243       | 141       | 34         |
| Whitby Warriors*          | 20        | 15       | 5        | 0        | 223       | 147       | 30         |
| Burlington Chiefs         | 20        | 14       | 5        | 1        | 225       | 176       | 29         |
| Brampton Excelsiors       | 20        | 13       | 7        | 0        | 216       | 195       | 26         |
| Orangeville Northmen      | 20        | 12       | 8        | 0        | 212       | 187       | 24         |
| Peterborough Lakers       | 20        | 11       | 9        | 0        | 229       | 192       | 22         |
| Barrie Lakeshores         | 20        | 10       | 10       | 0        | 186       | 191       | 20         |
| Kitchener-Waterloo Braves | 20        | 7        | 12       | 1        | 184       | 190       | 15         |
| Toronto Beaches           | 20        | 6        | 14       | 0        | 164       | 215       | 12         |
| St. Catharines Athletics  | 20        | 3        | 17       | 0        | 113       | 209       | 6          |
| Mississauga Tomahawks     | 20        | 1        | 19       | 0        | 114       | 266       | 2          |

PLAYOFFS

Six Nations Arrows defeated Kitchener-Waterloo Braves 3 games to 1  
Whitby Warriors defeated Barrie Lakeshores 3 games to 0  
Brampton Excelsiors defeated Orangeville Northmen 3 games to 2  
Peterborough Lakers defeated Burlington Chiefs 3 games to 2

Six Nations Arrows defeated Peterborough Lakers 4 games to 1  
Whitby Warriors defeated Brampton Excelsiors 4 games to 0

Whitby Warriors defeated Six Nations Arrows 4 games to 3

MINTO CUP – CANADIAN JUNIOR CHAMPIONSHIP

| PRELIMINARY ROUND-ROBIN       | <u>GP</u> | <u>W</u> | <u>L</u> | <u>GF</u> | <u>GA</u> | <u>PTS</u> |
|-------------------------------|-----------|----------|----------|-----------|-----------|------------|
| Whitby Warriors               | 3         | 3        | 0        | 41        | 16        | 6          |
| New Westminster Salmonbellies | 3         | 2        | 1        | 30        | 27        | 4          |
| Coquitlam Adanacs             | 3         | 1        | 2        | 23        | 26        | 2          |
| Okotoks Raiders               | 3         | 0        | 3        | 18        | 43        | 0          |

New Westminster Salmonbellies defeated Coquitlam Adanacs 11-7

Whitby Warriors defeated New Westminster Salmonbellies 3 games to 1 (16-6, 7-9, 13-4, 10-8 OT)

**2014 ONTARIO JUNIOR 'A' LACROSSE LEAGUE**

|                           | <u>GP</u> | <u>W</u> | <u>L</u> | <u>T</u> | <u>GF</u> | <u>GA</u> | <u>PTS</u> |
|---------------------------|-----------|----------|----------|----------|-----------|-----------|------------|
| Six Nations Arrows*       | 20        | 16       | 4        | 0        | 231       | 131       | 32         |
| Brampton Excelsiors       | 20        | 15       | 5        | 0        | 248       | 179       | 30         |
| Orangeville Northmen      | 20        | 12       | 8        | 0        | 196       | 154       | 24         |
| Peterborough Lakers       | 20        | 12       | 8        | 0        | 225       | 201       | 24         |
| Whitby Warriors           | 20        | 12       | 8        | 0        | 223       | 177       | 24         |
| Kitchener-Waterloo Braves | 20        | 12       | 8        | 0        | 189       | 180       | 24         |
| Burlington Chiefs         | 20        | 9        | 11       | 0        | 202       | 192       | 18         |
| St. Catharines Athletics  | 20        | 8        | 12       | 0        | 175       | 192       | 16         |
| Barrie Lakeshores         | 20        | 8        | 12       | 0        | 190       | 224       | 16         |
| Toronto Beaches           | 20        | 6        | 14       | 0        | 160       | 223       | 12         |
| Mississauga Tomahawks     | 20        | 0        | 20       | 0        | 94        | 280       | 0          |

**PLAYOFFS**

Six Nations Arrows defeated St. Catharines Athletics 3 games to 0  
 Brampton Excelsiors defeated Burlington Chiefs 3 games to 0  
 Whitby Warriors defeated Orangeville Northmen 3 games to 1  
 Peterborough Lakers defeated Kitchener-Waterloo Braves 3 games to 2

Six Nations Arrows defeated Peterborough Lakers 4 games to 2  
 Whitby Warriors defeated Brampton Excelsiors 4 games to 2

Six Nations Arrows defeated Whitby Warriors 4 games to 0

**WESTERN CANADIAN FINALS**

Coquitlam Adanacs defeated Calgary Mountaineers 3 games to 1 (14-7, 13-6, 8-9, 7-6)

**MINTO CUP – CANADIAN JUNIOR CHAMPIONSHIP**

Six Nations Arrows defeated Coquitlam Adanacs 4 games to 2 (6-7, 6-11, 19-5, 10-7, 12-7, 14-8)

**2015 ONTARIO JUNIOR 'A' LACROSSE LEAGUE**

|                           | <u>GP</u> | <u>W</u> | <u>L</u> | <u>T</u> | <u>GF</u> | <u>GA</u> | <u>PTS</u> |
|---------------------------|-----------|----------|----------|----------|-----------|-----------|------------|
| Six Nations Arrows*       | 20        | 17       | 3        | 0        | 216       | 119       | 34         |
| Peterborough Lakers       | 20        | 15       | 5        | 0        | 211       | 175       | 30         |
| Brampton Excelsiors       | 20        | 13       | 7        | 0        | 201       | 174       | 26         |
| Whitby Warriors           | 20        | 10       | 8        | 2        | 187       | 157       | 22         |
| Orangeville Northmen      | 20        | 9        | 9        | 2        | 171       | 164       | 20         |
| Toronto Beaches           | 20        | 9        | 10       | 1        | 187       | 179       | 19         |
| Barrie Lakeshores         | 20        | 9        | 10       | 1        | 160       | 176       | 19         |
| Burlington Chiefs         | 20        | 9        | 11       | 0        | 177       | 183       | 18         |
| Kitchener-Waterloo Braves | 20        | 6        | 13       | 1        | 149       | 194       | 13         |
| Mimico Mountaineers       | 20        | 5        | 14       | 1        | 143       | 208       | 11         |
| St. Catharines Athletics  | 20        | 4        | 16       | 0        | 150       | 223       | 8          |

**PLAYOFFS**

Six Nations Arrows defeated Burlington Chiefs 4 games to 0  
 Peterborough Lakers defeated Barrie Lakeshores 4 games to 0  
 Brampton Excelsiors defeated Toronto Beaches 4 games to 0  
 Whitby Warriors defeated Orangeville Northmen 4 games to 2

Six Nations Arrows defeated Whitby Warriors 4 games to 0  
 Peterborough Lakers defeated Brampton Excelsiors 4 games to 1

Six Nations Arrows defeated Peterborough Lakers 4 games to 1

**WESTERN CANADIAN FINALS**

Coquitlam Adanacs defeated Calgary Raiders 3 games to 0 (7-6, 9-7, 13-3)

**MINTO CUP – CANADIAN JUNIOR CHAMPIONSHIP**

Six Nations Arrows defeated Coquitlam Adanacs 4 games to 2 (7-9, 9-8 OT, 8-5, 5-4, 8-2, 9-4)

**2016 ONTARIO JUNIOR 'A' LACROSSE LEAGUE**

|                           | <u>GP</u> | <u>W</u> | <u>L</u> | <u>T</u> | <u>GF</u> | <u>GA</u> | <u>PTS</u> |
|---------------------------|-----------|----------|----------|----------|-----------|-----------|------------|
| Six Nations Arrows        | 20        | 17       | 3        | 0        | 246       | 126       | 34         |
| Orangeville Northmen*     | 20        | 14       | 5        | 1        | 197       | 165       | 29         |
| Brampton Excelsiors       | 20        | 12       | 6        | 2        | 213       | 176       | 26         |
| Mimico Mountaineers       | 20        | 12       | 8        | 0        | 156       | 171       | 24         |
| Burlington Chiefs         | 20        | 11       | 8        | 1        | 186       | 186       | 23         |
| Whitby Warriors           | 20        | 10       | 10       | 0        | 173       | 162       | 20         |
| Kitchener-Waterloo Braves | 20        | 9        | 10       | 1        | 153       | 160       | 19         |
| St. Catharines Athletics  | 20        | 6        | 13       | 1        | 154       | 209       | 13         |
| Barrie Lakeshores         | 20        | 6        | 14       | 0        | 152       | 177       | 12         |
| Toronto Beaches           | 20        | 5        | 15       | 0        | 155       | 208       | 10         |
| Peterborough Lakers       | 20        | 5        | 15       | 0        | 153       | 198       | 10         |

**PLAYOFFS**

Six Nations Arrows defeated St. Catharines Athletics 3 games to 0  
 Orangeville Northmen defeated Kitchener-Waterloo Braves 3 games to 0  
 Brampton Excelsiors defeated Whitby Warriors 3 games to 1  
 Mimico Mountaineers defeated Burlington Chiefs 3 games to 0

Six Nations Arrows defeated Mimico Mountaineers 4 games to 0  
 Orangeville Northmen defeated Brampton Excelsiors 4 games to 1

Orangeville Northmen defeated Six Nations Arrows 4 games to 0

**MINTO CUP – CANADIAN JUNIOR CHAMPIONSHIP**

| PRELIMINARY ROUND-ROBIN | <u>GP</u> | <u>W</u> | <u>L</u> | <u>GF</u> | <u>GA</u> | <u>PTS</u> |
|-------------------------|-----------|----------|----------|-----------|-----------|------------|
| Coquitlam Adanacs       | 3         | 2        | 1        | 22        | 17        | 4          |
| Calgary Mountaineers    | 3         | 2        | 1        | 21        | 18        | 4          |
| Orangeville Northmen    | 3         | 1        | 2        | 20        | 22        | 2          |
| Delta Islanders         | 3         | 1        | 2        | 21        | 27        | 2          |

Orangeville Northmen defeated Calgary Mountaineers 12-7

Coquitlam Adanacs defeated Orangeville Northmen 3 games to 2 (3-2, 6-9, 9-7, 5-6, 6-5 OT)

**2017 ONTARIO JUNIOR 'A' LACROSSE LEAGUE**

|                           | <u>GP</u> | <u>W</u> | <u>L</u> | <u>T</u> | <u>GF</u> | <u>GA</u> | <u>PTS</u> |
|---------------------------|-----------|----------|----------|----------|-----------|-----------|------------|
| Six Nations Arrows*       | 20        | 18       | 2        | 0        | 194       | 121       | 36         |
| Brampton Excelsiors       | 20        | 14       | 6        | 0        | 249       | 185       | 28         |
| Mimico Mountaineers       | 20        | 12       | 8        | 0        | 185       | 147       | 24         |
| Whitby Warriors           | 20        | 10       | 9        | 1        | 202       | 206       | 21         |
| Burlington Chiefs         | 20        | 10       | 9        | 1        | 196       | 187       | 21         |
| Orangeville Northmen      | 20        | 10       | 9        | 1        | 145       | 158       | 21         |
| Kitchener-Waterloo Braves | 20        | 8        | 11       | 1        | 160       | 183       | 17         |
| Toronto Beaches           | 20        | 8        | 11       | 1        | 181       | 210       | 17         |
| St. Catharines Athletics  | 20        | 8        | 12       | 0        | 162       | 166       | 16         |
| Peterborough Lakers       | 20        | 5        | 13       | 2        | 152       | 197       | 12         |
| Barrie Lakeshores         | 20        | 3        | 16       | 1        | 131       | 197       | 7          |

**PLAYOFFS**

Six Nations Arrows defeated Toronto Beaches 3 games to 0 (15-6, 16-11, 10-4)  
 Brampton Excelsiors defeated Kitchener-Waterloo Braves 3 games to 0 (9-4, 10-7, 10-5)  
 Mimico Mountaineers defeated Orangeville Northmen 3 games to 0 (9-6, 12-2, 13-12)  
 Whitby Warriors defeated Burlington Chiefs 3 games to 0 (14-13 OT, 11-10, 13-8)

Six Nations Arrows defeated Whitby Warriors 3 games to 0 (10-2, 8-6, 17-8)  
 Mimico Mountaineers defeated Brampton Excelsiors 3 games to 2 (10-9, 6-9, 9-13, 10-4, 13-12)

Six Nations Arrows defeated Mimico Mountaineers 3 games to 0 (9-3, 15-3, 9-3)

**MINTO CUP – CANADIAN JUNIOR CHAMPIONSHIP**

| PRELIMINARY ROUND-ROBIN | <u>GP</u> | <u>W</u> | <u>L</u> | <u>GF</u> | <u>GA</u> | <u>PTS</u> |
|-------------------------|-----------|----------|----------|-----------|-----------|------------|
| Six Nations Arrows      | 3         | 3        | 0        | 26        | 12        | 6          |
| Coquitlam Adanacs       | 3         | 2        | 1        | 21        | 25        | 4          |
| Mimico Mountaineers     | 3         | 1        | 2        | 15        | 20        | 2          |
| Okotoks Raiders         | 3         | 0        | 3        | 21        | 26        | 0          |

Coquitlam Adanacs defeated Mimico Moutaineers 10-4

Six Nations Arrows defeated Coquitlam Adanacs 3 games to 0 (12-7, 9-4, 8-3)

**2018 ONTARIO JUNIOR 'A' LACROSSE LEAGUE**

|                           | <u>GP</u> | <u>W</u> | <u>L</u> | <u>T</u> | <u>GF</u> | <u>GA</u> | <u>PTS</u> |
|---------------------------|-----------|----------|----------|----------|-----------|-----------|------------|
| Burlington Chiefs         | 20        | 15       | 5        | 0        | 217       | 160       | 30         |
| Brampton Excelsiors*      | 20        | 14       | 6        | 0        | 194       | 151       | 28         |
| St. Catharines Athletics  | 20        | 13       | 7        | 0        | 181       | 144       | 26         |
| Orangeville Northmen      | 20        | 12       | 8        | 0        | 169       | 142       | 24         |
| Whitby Warriors           | 20        | 12       | 8        | 0        | 168       | 156       | 24         |
| Six Nations Arrows        | 20        | 11       | 9        | 0        | 190       | 152       | 22         |
| Mimico Mountaineers       | 20        | 11       | 9        | 0        | 163       | 168       | 22         |
| Toronto Beaches           | 20        | 9        | 11       | 0        | 175       | 177       | 18         |
| Kitchener-Waterloo Braves | 20        | 8        | 12       | 0        | 173       | 183       | 16         |
| Peterborough Lakers       | 20        | 3        | 17       | 0        | 127       | 215       | 6          |
| Barrie Lakeshores         | 20        | 2        | 18       | 0        | 88        | 197       | 4          |

**PLAYOFFS**

Toronto Beaches defeated Burlington Chiefs 3 games to 2 (11-12, 8-4, 10-9, 10-12, 12-9)

Brampton Excelsiors defeated Mimico Mountaineers 3 games to 2 (8-5, 7-9, 10-9, 7-8, 8-7)

St. Catharines Athletics defeated Six Nations Arrows 3 games to 0 (8-7, 9-2, 6-5)

Orangeville Northmen defeated Whitby Warriors 3 games to 0 (12-6, 10-4, 8-7)

Brampton Excelsiors defeated Toronto Beaches 4 games to 0 (10-2, 10-6, 10-8, 8-6)

Orangeville Northmen defeated St. Catharines Athletics 4 games to 1 (9-5, 6-5, 4-6, 7-4, 5-2)

Brampton Excelsiors defeated Orangeville Northmen 4 games to 1 (3-6, 10-8, 7-4, 9-8, 13-6)

**MINTO CUP – CANADIAN JUNIOR CHAMPIONSHIP**

| PRELIMINARY ROUND-ROBIN | <u>GP</u> | <u>W</u> | <u>L</u> | <u>GF</u> | <u>GA</u> | <u>PTS</u> |
|-------------------------|-----------|----------|----------|-----------|-----------|------------|
| Brampton Excelsiors     | 3         | 3        | 0        | 52        | 20        | 6          |
| Coquitlam Adanacs       | 3         | 2        | 1        | 37        | 20        | 4          |
| Okotoks Raiders         | 3         | 1        | 2        | 25        | 43        | 2          |
| Calgary Mountaineers    | 3         | 0        | 3        | 10        | 41        | 0          |

Coquitlam Adanacs defeated Okotoks Raiders 11-5

Coquitlam Adanacs defeated Brampton Excelsiors 3 games to 1 (11-9, 8-6, 8-12, 10-8 OT)

**2019 ONTARIO JUNIOR 'A' LACROSSE LEAGUE**

|                           | <u>GP</u> | <u>W</u> | <u>L</u> | <u>T</u> | <u>GF</u> | <u>GA</u> | <u>PTS</u> |
|---------------------------|-----------|----------|----------|----------|-----------|-----------|------------|
| Orangeville Northmen*     | 20        | 16       | 3        | 1        | 191       | 128       | 33         |
| Burlington Chiefs         | 20        | 16       | 4        | 0        | 192       | 131       | 32         |
| St. Catharines Athletics  | 20        | 15       | 5        | 0        | 188       | 107       | 30         |
| Brampton Excelsiors       | 20        | 13       | 7        | 0        | 182       | 148       | 26         |
| Whitby Warriors           | 20        | 12       | 7        | 1        | 180       | 151       | 25         |
| Six Nations Arrows        | 20        | 11       | 9        | 0        | 178       | 149       | 22         |
| Oakville Buzz             | 20        | 9        | 11       | 0        | 142       | 162       | 18         |
| Mimico Mountaineers       | 20        | 9        | 11       | 0        | 197       | 190       | 18         |
| Toronto Beaches           | 20        | 9        | 11       | 0        | 179       | 172       | 18         |
| Peterborough Lakers       | 20        | 6        | 14       | 0        | 96        | 179       | 12         |
| Kitchener-Waterloo Braves | 20        | 3        | 17       | 0        | 135       | 178       | 6          |
| Barrie Lakeshores         | 20        | 0        | 20       | 0        | 82        | 247       | 0          |

**PLAYOFFS**

Orangeville Northmen defeated Mimico Mountaineers 3 games to 1 (11-9, 5-9, 16-6, 7-5)

Burlington Chiefs defeated Oakville Buzz 3 games to 0 (13-8, 5-3, 7-5)

St. Catharines Athletics defeated Six Nations Arrows 3 games to 1 (10-7, 8-9, 12-7, 12-4)

Brampton Excelsiors defeated Whitby Warriors 3 games to 2 (4-8, 13-3, 6-7, 7-6, 8-2)

Orangeville Northmen defeated Brampton Excelsiors 4 games to 1 (5-3, 13-9, 4-8, 6-3, 10-8)

Burlington Chiefs defeated St. Catharines Athletics 4 games to 2 (7-12, 6-5 3OT, 6-5, 9-6, 6-7, 8-5)

Orangeville Northmen defeated Burlington Chiefs 4 games to 1 (9-5, 6-7 2OT, 9-8 OT, 6-5, 11-9 OT)

**MINTO CUP – CANADIAN JUNIOR CHAMPIONSHIP**

| PRELIMINARY ROUND-ROBIN | <u>GP</u> | <u>W</u> | <u>L</u> | <u>GF</u> | <u>GA</u> | <u>PTS</u> |
|-------------------------|-----------|----------|----------|-----------|-----------|------------|
| Orangeville Northmen    | 3         | 3        | 0        | 35        | 12        | 6          |
| Okotoks Raiders         | 3         | 1        | 2        | 26        | 32        | 2          |
| Victoria Shamrocks      | 3         | 1        | 2        | 26        | 32        | 2          |
| Coquitlam Adanacs       | 3         | 1        | 2        | 25        | 36        | 2          |

Victoria Shamrocks defeated Calgary Raiders 12-8 OT

Orangeville Northmen defeated Victoria Shamrocks 3 games to 0 (10-8, 11-5, 7-5)

## 2020 ONTARIO JUNIOR 'A' LACROSSE LEAGUE

*Ontario Junior Lacrosse League season cancelled on May 19, 2020 due to the COVID-19 coronavirus pandemic*

## 2021 ONTARIO JUNIOR 'A' LACROSSE LEAGUE

| EAST DIVISION        | <u>GP</u> | <u>W</u> | <u>L</u> | <u>T</u> | <u>GF</u> | <u>GA</u> | <u>PTS</u> |
|----------------------|-----------|----------|----------|----------|-----------|-----------|------------|
| Whitby Warriors      | 8         | 7        | 1        | 0        | 61        | 61        | 14         |
| Mimico Mountaineers  | 8         | 5        | 3        | 0        | 73        | 73        | 10         |
| Toronto Beaches      | 8         | 4        | 4        | 0        | 54        | 54        | 8          |
| Orangeville Northmen | 8         | 3        | 5        | 0        | 46        | 46        | 6          |
| Peterborough Lakers  | 8         | 1        | 7        | 0        | 47        | 47        | 2          |

| WEST DIVISION                    | <u>GP</u> | <u>W</u> | <u>L</u> | <u>T</u> | <u>GF</u> | <u>GA</u> | <u>PTS</u> |
|----------------------------------|-----------|----------|----------|----------|-----------|-----------|------------|
| St. Catharines Athletics         | 8         | 6        | 2        | 0        | 66        | 43        | 12         |
| Brampton Excelsiors              | 8         | 6        | 2        | 0        | 57        | 41        | 12         |
| Burlington Chiefs                | 8         | 5        | 3        | 0        | 79        | 62        | 10         |
| Six Nations Arrows               | 8         | 4        | 4        | 0        | 59        | 74        | 8          |
| Oakville Buzz                    | 8         | 3        | 5        | 0        | 50        | 53        | 6          |
| Kitchener-Waterloo Lacrosse Club | 8         | 0        | 8        | 0        | 57        | 95        | 0          |

### PLAYOFFS

Brampton Excelsiors defeated Whitby Warriors 8-7

St. Catharines Athletics defeated Mimico Mountaineers 7-6

### MINTO CUP – CANADIAN JUNIOR CHAMPIONSHIP

*Minto Cup championship cancelled on June 8, 2021 due to the COVID-19 coronavirus pandemic*

## 2022 ONTARIO JUNIOR 'A' LACROSSE LEAGUE

|                                  | <u>GP</u> | <u>W</u> | <u>L</u> | <u>T</u> | <u>GF</u> | <u>GA</u> | <u>PTS</u> |
|----------------------------------|-----------|----------|----------|----------|-----------|-----------|------------|
| Mimico Mountaineers              | 20        | 16       | 4        | 0        | 270       | 198       | 32         |
| Toronto Beaches                  | 20        | 15       | 5        | 0        | 237       | 169       | 30         |
| Whitby Warriors*                 | 20        | 14       | 6        | 0        | 249       | 163       | 28         |
| Oakville Buzz                    | 20        | 13       | 7        | 0        | 168       | 152       | 26         |
| Orangeville Northmen             | 20        | 13       | 7        | 0        | 200       | 156       | 26         |
| St. Catharines Athletics         | 20        | 10       | 10       | 0        | 185       | 200       | 20         |
| Peterborough Lakers              | 20        | 10       | 10       | 0        | 205       | 203       | 20         |
| Burlington Chiefs                | 20        | 10       | 10       | 0        | 206       | 169       | 20         |
| Six Nations Arrows               | 20        | 5        | 15       | 0        | 159       | 217       | 10         |
| Brampton Excelsiors              | 20        | 3        | 17       | 0        | 134       | 224       | 6          |
| Kitchener-Waterloo Lacrosse Club | 20        | 1        | 19       | 0        | 121       | 283       | 2          |

### PLAYOFFS

Burlington Chiefs defeated Mimico Mountaineers 3 games to 0 (12-9, 14-11, 10-9)

Toronto Beaches defeated Peterborough Lakers 3 games to 1 (13-10, 9-14, 11-8, 12-8)

Whitby Warriors defeated St. Catharines Athletics 3 games to 0 (12-11, 18-5, 12-10)

Orangeville Northmen defeated Oakville Buzz 3 games to 2 (6-7, 5-10, 5-3, 9-6, 9-6)

Toronto Beaches defeated Burlington Chiefs 3 games to 2 (9-8, 8-11, 10-8, 6-10, 8-6)

Whitby Warriors defeated Orangeville Northmen 3 games to 2 (10-5, 9-10, 13-6, 10-12, 9-4)

Whitby Warriors defeated Toronto Beaches 2 games to 0 (11-7, 11-9)

### MINTO CUP – CANADIAN JUNIOR CHAMPIONSHIP

| PRELIMINARY ROUND-ROBIN | <u>GP</u> | <u>W</u> | <u>L</u> | <u>GF</u> | <u>GA</u> | <u>PTS</u> |
|-------------------------|-----------|----------|----------|-----------|-----------|------------|
| Whitby Warriors         | 3         | 3        | 0        | 31        | 24        | 6          |
| Toronto Beaches         | 3         | 2        | 1        | 23        | 24        | 4          |
| St. Albert Miners       | 3         | 1        | 2        | 27        | 28        | 2          |
| Victoria Shamrocks      | 3         | 0        | 3        | 25        | 30        | 0          |

St. Albert Miners defeated Toronto Beaches 20-12

Whitby Warriors defeated St. Albert Miners 2 games to 1 (12-8, 8-9 OT, 6-5)

**2023 ONTARIO JUNIOR 'A' LACROSSE LEAGUE**

|                                  | <u>GP</u> | <u>W</u> | <u>L</u> | <u>T</u> | <u>GF</u> | <u>GA</u> | <u>PTS</u> |
|----------------------------------|-----------|----------|----------|----------|-----------|-----------|------------|
| Orangeville Northmen             | 20        | 20       | 0        | 0        | 270       | 117       | 40         |
| Burlington Blaze*                | 20        | 14       | 6        | 0        | 206       | 174       | 28         |
| Mimico Mountaineers              | 20        | 13       | 7        | 0        | 224       | 183       | 26         |
| Oakville Buzz                    | 20        | 13       | 7        | 0        | 171       | 180       | 26         |
| Toronto Beaches                  | 20        | 12       | 8        | 0        | 220       | 167       | 24         |
| Whitby Warriors                  | 20        | 9        | 11       | 0        | 183       | 175       | 18         |
| St. Catharines Athletics         | 20        | 8        | 12       | 0        | 148       | 184       | 16         |
| Six Nations Arrows               | 20        | 7        | 13       | 0        | 175       | 228       | 14         |
| Brampton Excelsiors              | 20        | 7        | 13       | 0        | 150       | 182       | 14         |
| Peterborough Lakers              | 20        | 4        | 16       | 0        | 162       | 212       | 8          |
| Kitchener-Waterloo Lacrosse Club | 20        | 3        | 17       | 0        | 173       | 280       | 6          |

**PLAYOFFS**

Orangeville Northmen defeated Six Nations Arrows 3 games to 0 (11-6, 18-4, 16-5)

Burlington Blaze defeated St. Catharines Athletics 3 games to 0 (16-4, 12-7, 14-9)

Mimico Mountaineers defeated Whitby Warriors 3 games to 0 (11-6, 14-11, 11-5)

Toronto Beaches defeated Oakville Buzz 3 games to 1 (8-6, 4-8, 12-8, 11-4)

Orangeville Northmen defeated Toronto Beaches 4 games to 0 (8-5, 8-4, 9-4, 12-9)

Burlington Blaze defeated Mimico Mountaineers 4 games to 1 (11-2 OT, 10-9 OT, 12-8, 11-9, 12-9)

Burlington Blaze defeated Orangeville Northmen 4 games to 2 (12-10, 6-10, 11-12, 8-7, 10-8, 9-6)

**MINTO CUP – CANADIAN JUNIOR CHAMPIONSHIP**

| <b>PRELIMINARY ROUND-ROBIN</b> | <u>GP</u> | <u>W</u> | <u>L</u> | <u>GF</u> | <u>GA</u> | <u>PTS</u> |
|--------------------------------|-----------|----------|----------|-----------|-----------|------------|
| Burlington Blaze               | 3         | 3        | 0        | 29        | 21        | 6          |
| Coquitlam Adanacs              | 3         | 2        | 1        | 37        | 22        | 4          |
| Edmonton Miners                | 3         | 1        | 2        | 30        | 36        | 2          |
| Calgary Mountaineers           | 3         | 0        | 3        | 17        | 34        | 0          |

Coquitlam Adanacs defeated St. Albert Miners 11-6

Burlington Blaze defeated Coquitlam Adanacs 2 games to 0 (10-9 OT, 12-7)



## ONTARIO JUNIOR 'A' LACROSSE LEAGUE CHAMPIONS

|      | <u>Champion</u>                     | <u>Finalist</u>                        |
|------|-------------------------------------|--|
| 1950 | <b>St. Catharines Athletics</b>     | Brampton Excelsiors                    |
| 1951 | <b>Mimico Mountaineers</b>          | Peterborough Filter Queens             |
| 1952 | <b>Brampton Excelsiors</b>          | St. Catharines Athletics               |
| 1953 | <b>Long Branch Monarchs</b>         | Brampton Excelsiors                    |
| 1954 | <b>Long Branch Monarchs</b>         | Newmarket Green Gaels                  |
| 1955 | <b>Long Branch Monarchs</b>         | Newmarket Green Gaels                  |
| 1956 | <b>Brampton Excelsiors</b>          | Long Branch Monarchs                   |
| 1957 | <b>Brampton Excelsiors</b>          | Peterborough United Electrical Workers |
| 1958 | <b>Brampton Excelsiors</b>          | Long Branch Monarchs                   |
| 1959 | <b>Brampton Excelsiors</b>          | St. Catharines Athletics               |
| 1960 | <b>Whitby Red Wings</b>             | Brampton Excelsiors                    |
| 1961 | <b>Hastings Legionnaires</b>        | Brampton Excelsiors                    |
| 1962 | <b>Brampton Armstrongs</b>          | Hastings Legionnaires                  |
| 1963 | <b>Oshawa Green Gaels</b>           | Brampton Armstrongs                    |
| 1964 | <b>Oshawa Green Gaels</b>           | Brampton Armstrongs                    |
| 1965 | <b>Oshawa Green Gaels</b>           | Mimico Mountaineers                    |
| 1966 | <b>Oshawa Green Gaels</b>           | Mimico Mountaineers                    |
| 1967 | <b>Oshawa Green Gaels</b>           | Toronto Township PCOs                  |
| 1968 | <b>Oshawa Green Gaels</b>           | Mississauga PCOs                       |
| 1969 | <b>Oshawa Green Gaels</b>           | Lakeshore Maple Leafs                  |
| 1970 | <b>Lakeshore Maple Leafs</b>        | Bramalea Excelsiors                    |
| 1971 | <b>Peterborough PCOs</b>            | Etobicoke PCOs                         |
| 1972 | <b>Peterborough PCOs</b>            | Oshawa Green Gaels                     |
| 1973 | <b>Peterborough PCOs</b>            | Bramalea Excelsiors                    |
| 1974 | <b>Peterborough PCOs</b>            | Mississauga Athletics                  |
| 1975 | <b>Peterborough Gray-Munros</b>     | Mississauga Chiefs                     |
| 1976 | <b>Bramalea Excelsiors</b>          | Peterborough Gray-Munros               |
| 1977 | <b>Whitby Consolidated Builders</b> | Peterborough Gray-Munros               |
| 1978 | <b>Whitby Consolidated Builders</b> | Elora Mohawks                          |
| 1979 | <b>Peterborough Centurions</b>      | Oshawa Green Gaels                     |
| 1980 | <b>Whitby Consolidated Builders</b> | Peterborough Centurions                |
| 1981 | <b>Peterborough James Gang</b>      | Oshawa Green Gaels                     |
| 1982 | <b>Peterborough James Gang</b>      | Oshawa Green Gaels                     |
| 1983 | <b>Peterborough James Gang</b>      | Etobicoke Eclipse                      |
| 1984 | <b>Whitby Warriors</b>              | Peterborough James Gang                |
| 1985 | <b>Whitby Warriors</b>              | Peterborough Maulers                   |
| 1986 | <b>Peterborough Maulers</b>         | St. Catharines Athletics               |
| 1987 | <b>Peterborough Maulers</b>         | St. Catharines Athletics               |
| 1988 | <b>Peterborough Maulers</b>         | Whitby Warriors                        |
| 1989 | <b>Peterborough Maulers</b>         | St. Catharines Athletics               |
| 1990 | <b>St. Catharines Athletics</b>     | Peterborough Maulers                   |
| 1991 | <b>St. Catharines Athletics</b>     | Six Nations Arrows                     |
| 1992 | <b>Six Nations Arrows</b>           | St. Catharines Athletics               |
| 1993 | <b>Orangeville Northmen</b>         | St. Catharines Athletics               |
| 1994 | <b>Brampton Excelsiors</b>          | Peterborough Traders                   |
| 1995 | <b>Orangeville Northmen</b>         | St. Catharines Athletics               |
| 1996 | <b>Orangeville Northmen</b>         | Whitby Warriors                        |
| 1997 | <b>Whitby Warriors</b>              | Six Nations Arrows                     |
| 1998 | <b>Six Nations Arrows</b>           | St. Catharines Athletics               |
| 1999 | <b>Whitby Warriors</b>              | Six Nations Arrows                     |
| 2000 | <b>Orangeville Northmen</b>         | St. Catharines Athletics               |
| 2001 | <b>St. Catharines Athletics</b>     | Six Nations Arrows                     |
| 2002 | <b>St. Catharines Athletics</b>     | Toronto Beaches                        |
| 2003 | <b>St. Catharines Athletics</b>     | Orangeville Northmen                   |

|      |                             |                      |
|------|-----------------------------|----------------------|
| 2004 | <b>Six Nations Arrows</b>   | Whitby Warriors      |
| 2005 | <b>Six Nations Arrows</b>   | Orangeville Northmen |
| 2006 | <b>Six Nations Arrows</b>   | Peterborough Lakers  |
| 2007 | <b>Six Nations Arrows</b>   | Orangeville Northmen |
| 2008 | <b>Orangeville Northmen</b> | Six Nations Arrows   |
| 2009 | <b>Orangeville Northmen</b> | Brampton Excelsiors  |
| 2010 | <b>Orangeville Northmen</b> | Six Nations Arrows   |
| 2011 | <b>Whitby Warriors</b>      | Orangeville Northmen |
| 2012 | <b>Orangeville Northmen</b> | Six Nations Arrows   |
| 2013 | <b>Whitby Warriors</b>      | Six Nations Arrows   |
| 2014 | <b>Six Nations Arrows</b>   | Whitby Warriors      |
| 2015 | <b>Six Nations Arrows</b>   | Peterborough Lakers  |
| 2016 | <b>Orangeville Northmen</b> | Six Nations Arrows   |
| 2017 | <b>Six Nations Arrows</b>   | Mimico Mountaineers  |
| 2018 | <b>Brampton Excelsiors</b>  | Orangeville Northmen |
| 2019 | <b>Orangeville Northmen</b> | Burlington Chiefs    |
| 2020 | <i>no decision</i>          |                      |
| 2021 | <i>no decision</i>          |                      |
| 2022 | <b>Whitby Warriors</b>      | Toronto Beaches      |
| 2023 | <b>Burlington Blaze</b>     | Orangeville Northmen |

**BRAMPTON EXCELSIORS**  
*Brampton Armstrongs (1962-1966)*  
*Bramalea Excelsiors (1968-1976)*

|             |                             | <u>GP</u> | <u>W</u>  | <u>L</u>  | <u>T</u> | <u>GF</u>  | <u>GA</u>  | <u>PTS</u> |
|-------------|-----------------------------|-----------|-----------|-----------|----------|------------|------------|------------|
| 1950        | Brampton Excelsiors         | 14        | 11        | 2         | 1        | 185        | 103        | 23         |
| 1951        | <i>suspended operations</i> |           |           |           |          |            |            |            |
| <b>1952</b> | <b>Brampton Excelsiors</b>  | <b>20</b> | <b>19</b> | <b>1</b>  | <b>0</b> | <b>261</b> | <b>103</b> | <b>38</b>  |
| 1953        | Brampton Excelsiors         | 20        | 15        | 5         | 0        |            |            | 30         |
| 1954        | Brampton Excelsiors         | 20        | 10        | 10        | 0        |            |            | 20         |
| 1955        | Brampton Excelsiors         | 36        | 22        | 14        | 0        |            |            | 44         |
| <b>1956</b> | <b>Brampton Excelsiors</b>  | <b>20</b> | <b>9</b>  | <b>11</b> | <b>0</b> | <b>190</b> | <b>207</b> | <b>18</b>  |
| <b>1957</b> | <b>Brampton Excelsiors</b>  | <b>20</b> | <b>12</b> | <b>8</b>  | <b>0</b> | <b>225</b> | <b>170</b> | <b>24</b>  |
| <b>1958</b> | <b>Brampton Excelsiors</b>  | <b>18</b> | <b>15</b> | <b>3</b>  | <b>0</b> |            |            | <b>30</b>  |
| <b>1959</b> | <b>Brampton Excelsiors</b>  | <b>24</b> | <b>21</b> | <b>3</b>  | <b>0</b> | <b>267</b> | <b>123</b> | <b>42</b>  |
| 1960        | Brampton Excelsiors         | 20        | 12        | 8         | 0        | 217        | 182        | 24         |
| 1961        | Brampton Excelsiors         | 24        | 20        | 4         | 0        | 342        | 201        | 40         |
| <b>1962</b> | <b>Brampton Armstrongs</b>  | <b>20</b> | <b>17</b> | <b>3</b>  | <b>0</b> | <b>315</b> | <b>159</b> | <b>34</b>  |
| 1963        | Brampton Armstrongs         | 24        | 20        | 4         | 0        | 287        | 174        | 40         |
| 1964        | Brampton Armstrongs         | 24        | 16        | 8         | 0        | 311        | 288        | 32         |
| 1965        | Brampton Armstrongs         | 20        | 8         | 12        | 0        | 226        | 250        | 16         |
| 1966        | Brampton Armstrongs         | 24        | 9         | 15        | 0        | 271        | 311        | 18         |
| 1967        | Brampton Excelsiors         | 24        | 12        | 12        | 0        | 270        | 284        | 24         |
| 1968        | Bramalea Excelsiors         | 24        | 18        | 6         | 0        | 346        | 268        | 36         |
| 1969        | Bramalea Excelsiors         | 24        | 10        | 14        | 0        | 393        | 367        | 20         |
| 1970        | Bramalea Excelsiors         | 28        | 20        | 8         | 0        | 393        | 316        | 40         |
| 1971        | Bramalea Excelsiors         | 30        | 16        | 14        | 0        | 359        | 349        | 32         |
| 1972        | Bramalea Excelsiors         | 28        | 16        | 10        | 2        | 380        | 305        | 34         |
| 1973        | Bramalea Excelsiors         | 28        | 18        | 10        | 0        | 426        | 399        | 36         |
| 1974        | Bramalea Excelsiors         | 28        | 14        | 12        | 2        | 391        | 408        | 30         |
| 1975        | Bramalea Excelsiors         | 28        | 17        | 11        | 0        | 422        | 389        | 34         |
| <b>1976</b> | <b>Bramalea Excelsiors</b>  | <b>26</b> | <b>17</b> | <b>8</b>  | <b>1</b> | <b>356</b> | <b>312</b> | <b>35</b>  |
| 1977        | Brampton Excelsiors         | 22        | 14        | 8         | 0        | 317        | 258        | 28         |
| 1978        | Brampton Excelsiors         | 30        | 2         | 28        | 0        | 300        | 547        | 4          |
| 1979        | Brampton Excelsiors         | 28        | 7         | 21        | 0        | 364        | 447        | 14         |
| 1980        | Brampton Excelsiors         | 20        | 3         | 17        | 0        | 270        | 373        | 6          |
| 1981        | Brampton Excelsiors         | 20        | 11        | 9         | 0        | 272        | 265        | 22         |
| 1982        | Brampton Excelsiors         | 20        | 6         | 14        | 0        | 266        | 331        | 12         |
| 1983        | Brampton Excelsiors         | 24        | 8         | 16        | 0        | 289        | 340        | 16         |
| 1984        | Brampton Excelsiors         | 24        | 8         | 16        | 0        | 269        | 342        | 16         |
| 1985        | Brampton Excelsiors         | 24        | 16        | 8         | 0        | 332        | 273        | 32         |
| 1986        | Brampton Excelsiors         | 20        | 4         | 16        | 0        | 196        | 277        | 8          |
| 1987        | Brampton Excelsiors         | 25        | 11        | 14        | 0        | 300        | 311        | 22         |
| 1988        | Brampton Excelsiors         | 24        | 9         | 15        | 0        | 266        | 289        | 18         |
| 1989        | Brampton Excelsiors         | 24        | 9         | 15        | 0        | 229        | 297        | 18         |
| 1990        | Brampton Excelsiors         | 20        | 10        | 10        | 0        | 211        | 240        | 20         |
| 1991        | Brampton Excelsiors         | 20        | 9         | 10        | 1        | 232        | 219        | 19         |
| 1992        | Brampton Excelsiors         | 20        | 14        | 5         | 1        | 246        | 201        | 29         |
| 1993        | Brampton Excelsiors         | 22        | 14        | 8         | 0        | 281        | 221        | 28         |
| <b>1994</b> | <b>Brampton Excelsiors</b>  | <b>25</b> | <b>16</b> | <b>9</b>  | <b>0</b> | <b>329</b> | <b>254</b> | <b>32</b>  |
| 1995        | Brampton Excelsiors         | 20        | 9         | 11        | 0        | 231        | 234        | 18         |
| 1996        | Brampton Excelsiors         | 20        | 3         | 17        | 0        | 183        | 285        | 6          |
| 1997        | Brampton Excelsiors         | 18        | 2         | 15        | 1        | 172        | 293        | 5          |
| 1998        | Brampton Excelsiors         | 22        | 3         | 19        | 0        | 163        | 343        | 6          |
| 1999        | Brampton Excelsiors         | 20        | 3         | 17        | 0        | 171        | 250        | 6          |
| 2000        | Brampton Excelsiors         | 20        | 4         | 16        | 0        | 154        | 195        | 8          |
| 2001        | Brampton Excelsiors         | 20        | 4         | 16        | 0        | 136        | 218        | 8          |
| 2002        | Brampton Excelsiors         | 20        | 6         | 13        | 1        | 160        | 205        | 13         |
| 2003        | Brampton Excelsiors         | 20        | 8         | 10        | 2        | 202        | 194        | 18         |
| 2004        | Brampton Excelsiors         | 20        | 9         | 11        | 0        | 165        | 179        | 18         |
| 2005        | Brampton Excelsiors         | 22        | 13        | 9         | 0        | 201        | 176        | 26         |
| 2006        | Brampton Excelsiors         | 22        | 10        | 12        | 0        | 182        | 169        | 20         |
| 2007        | Brampton Excelsiors         | 18        | 13        | 5         | 0        | 155        | 105        | 26         |
| 2008        | Brampton Excelsiors         | 22        | 10        | 11        | 1        | 130        | 127        | 21         |
| 2009        | Brampton Excelsiors         | 22        | 18        | 3         | 1        | 226        | 145        | 37         |
| 2010        | Brampton Excelsiors         | 22        | 12        | 10        | 0        | 197        | 172        | 24         |
| 2011        | Brampton Excelsiors         | 22        | 14        | 8         | 0        | 250        | 208        | 28         |
| 2012        | Brampton Excelsiors         | 20        | 10        | 9         | 1        | 229        | 213        | 21         |
| 2013        | Brampton Excelsiors         | 20        | 13        | 7         | 0        | 216        | 195        | 26         |
| 2014        | Brampton Excelsiors         | 20        | 15        | 5         | 0        | 248        | 179        | 30         |

|             |                            |           |           |          |          |            |            |           |
|-------------|----------------------------|-----------|-----------|----------|----------|------------|------------|-----------|
| 2015        | Brampton Excelsiors        | 20        | 13        | 7        | 0        | 201        | 174        | 26        |
| 2016        | Brampton Excelsiors        | 20        | 12        | 6        | 2        | 213        | 176        | 26        |
| 2017        | Brampton Excelsiors        | 20        | 14        | 6        | 0        | 249        | 185        | 28        |
| <b>2018</b> | <b>Brampton Excelsiors</b> | <b>20</b> | <b>14</b> | <b>6</b> | <b>0</b> | <b>194</b> | <b>151</b> | <b>28</b> |
| 2019        | Brampton Excelsiors        | 20        | 13        | 7        | 0        | 182        | 148        | 26        |
| 2020        | <i>season cancelled</i>    |           |           |          |          |            |            |           |
| 2021        | Brampton Excelsiors        | 8         | 6         | 2        | 0        | 57         | 41         | 12        |
| 2022        | Brampton Excelsiors        | 20        | 3         | 17       | 0        | 134        | 224        | 6         |
| 2023        | Brampton Excelsiors        | 20        | 7         | 13       | 0        | 150        | 182        | 14        |

## PETERBOROUGH LAKERS

*Peterborough Filter Queens (1950-1952)*

*Peterborough Pats (1953)*

*Peterborough Petes (1954-1956; 1959-1960; 1968)*

*Peterborough United Electrical Workers (1957)*

*Hastings Legionnaires (1961-1967)*

*Peterborough Tee Pees (1969-1970)*

*Peterborough PCOs (1971-1974)*

*Peterborough Gray-Munros (1975-1978)*

*Peterborough Century 21 Centurions (1979-1980)*

*Peterborough James Gang (1981-1984)*

*Peterborough Maulers (1985-1994)*

*Peterborough Javelins (1995-1998)*

|             |   | <u>GP</u> | <u>W</u>  | <u>L</u>  | <u>T</u> | <u>GF</u>  | <u>GA</u>  | <u>PTS</u> |
|-------------|---|-----------|-----------|-----------|----------|------------|------------|------------|
| 1950        | Peterborough Filter Queens                | 14        | 6         | 8         | 0        | 131        | 169        | 12         |
| 1951        | Peterborough Filter Queens                |           |           |           |          |            |            |            |
| 1952        | Peterborough Filter Queens                | 19        | 8         | 11        | 0        |            |            | 16         |
| 1953        | Peterborough Pats                         | 20        | 11        | 9         | 0        |            |            | 22         |
| 1954        | Peterborough Petes                        | 15        | 0         | 15        | 0        |            |            | 0          |
| 1955        | Peterborough Petes                        | 36        | 6         | 28        | 2        |            |            | 14         |
| 1956        | Peterborough Petes                        | 20        | 12        | 8         | 0        | 249        | 257        | 24         |
| 1957        | Peterborough United Electrical Workers    | 18        | 16        | 2         | 0        | 297        | 135        | 32         |
| 1958        | <i>suspended operations</i>               |           |           |           |          |            |            |            |
| 1959        | Peterborough Petes                        | 24        | 8         | 16        | 0        | 152        | 173        | 16         |
| 1960        | Peterborough Petes                        | 20        | 5         | 13        | 2        | 173        | 186        | 12         |
| <b>1961</b> | <b>Hastings Legionnaires</b>              | <b>20</b> | <b>14</b> | <b>6</b>  | <b>0</b> | <b>300</b> | <b>195</b> | <b>34</b>  |
| 1962        | Hastings Legionnaires                     | 20        | 19        | 1         | 0        | 295        | 158        | 38         |
| 1963        | Hastings Legionnaires                     | 24        | 3         | 21        | 0        | 197        | 323        | 6          |
| 1964        | Hastings Legionnaires                     | 24        | 10        | 14        | 0        | 250        | 258        | 20         |
| 1965        | Hastings Legionnaires                     | 20        | 11        | 8         | 1        | 270        | 255        | 23         |
| 1966        | Hastings Legionnaires                     | 24        | 7         | 17        | 0        | 273        | 319        | 14         |
| 1967        | Hastings Legionnaires                     | 24        | 9         | 15        | 0        | 253        | 308        | 18         |
| 1968        | Peterborough Petes                        | 24        | 9         | 14        | 1        | 256        | 318        | 19         |
| 1969        | Peterborough Tee Pees                     | 24        | 3         | 21        | 0        | 292        | 613        | 6          |
| 1970        | Peterborough Tee Pees                     | 28        | 12        | 16        | 0        | 334        | 356        | 24         |
| <b>1971</b> | <b>Peterborough PCOs</b>                  | <b>30</b> | <b>19</b> | <b>11</b> | <b>0</b> | <b>450</b> | <b>389</b> | <b>38</b>  |
| <b>1972</b> | <b>Peterborough PCOs</b>                  | <b>28</b> | <b>28</b> | <b>0</b>  | <b>0</b> | <b>478</b> | <b>242</b> | <b>56</b>  |
| <b>1973</b> | <b>Peterborough PCOs</b>                  | <b>28</b> | <b>26</b> | <b>2</b>  | <b>0</b> | <b>459</b> | <b>262</b> | <b>52</b>  |
| <b>1974</b> | <b>Peterborough PCOs</b>                  | <b>28</b> | <b>28</b> | <b>0</b>  | <b>0</b> | <b>606</b> | <b>244</b> | <b>56</b>  |
| <b>1975</b> | <b>Peterborough Gray-Munros</b>           | <b>28</b> | <b>22</b> | <b>5</b>  | <b>1</b> | <b>510</b> | <b>308</b> | <b>43</b>  |
| 1976        | Peterborough Gray-Munros                  | 26        | 20        | 5         | 1        | 457        | 314        | 41         |
| 1977        | Peterborough Gray-Munros                  | 22        | 15        | 6         | 1        | 318        | 252        | 31         |
| 1978        | Peterborough Gray-Munros                  | 30        | 21        | 9         | 0        | 486        | 356        | 42         |
| <b>1979</b> | <b>Peterborough Century 21 Centurions</b> | <b>28</b> | <b>22</b> | <b>6</b>  | <b>0</b> | <b>368</b> | <b>295</b> | <b>44</b>  |
| 1980        | Peterborough Century 21 Centurions        | 20        | 12        | 8         | 0        | 266        | 199        | 24         |
| <b>1981</b> | <b>Peterborough James Gang</b>            | <b>20</b> | <b>20</b> | <b>0</b>  | <b>0</b> | <b>342</b> | <b>162</b> | <b>40</b>  |
| <b>1982</b> | <b>Peterborough James Gang</b>            | <b>20</b> | <b>17</b> | <b>3</b>  | <b>0</b> | <b>354</b> | <b>143</b> | <b>34</b>  |
| <b>1983</b> | <b>Peterborough James Gang</b>            | <b>22</b> | <b>21</b> | <b>1</b>  | <b>0</b> | <b>360</b> | <b>144</b> | <b>42</b>  |
| 1984        | Peterborough James Gang                   | 24        | 21        | 3         | 0        | 408        | 225        | 42         |
| 1985        | Peterborough Maulers                      | 24        | 18        | 6         | 0        | 363        | 201        | 36         |
| <b>1986</b> | <b>Peterborough Maulers</b>               | <b>20</b> | <b>20</b> | <b>0</b>  | <b>0</b> | <b>347</b> | <b>145</b> | <b>40</b>  |
| <b>1987</b> | <b>Peterborough Maulers</b>               | <b>25</b> | <b>25</b> | <b>0</b>  | <b>0</b> | <b>454</b> | <b>149</b> | <b>50</b>  |
| <b>1988</b> | <b>Peterborough Maulers</b>               | <b>24</b> | <b>23</b> | <b>1</b>  | <b>0</b> | <b>405</b> | <b>152</b> | <b>46</b>  |
| <b>1989</b> | <b>Peterborough Maulers</b>               | <b>24</b> | <b>20</b> | <b>3</b>  | <b>1</b> | <b>304</b> | <b>165</b> | <b>41</b>  |
| 1990        | Peterborough Maulers                      | 20        | 17        | 3         | 0        | 242        | 171        | 34         |

|      |                         |    |    |    |   |     |     |    |
|------|-------------------------|----|----|----|---|-----|-----|----|
| 1991 | Peterborough Maulers    | 20 | 8  | 11 | 1 | 172 | 188 | 17 |
| 1992 | Peterborough Maulers    | 20 | 8  | 11 | 1 | 223 | 237 | 17 |
| 1993 | Peterborough Maulers    | 22 | 15 | 7  | 0 | 314 | 235 | 30 |
| 1994 | Peterborough Traders    | 26 | 20 | 5  | 1 | 395 | 281 | 41 |
| 1995 | Peterborough Javelins   | 20 | 12 | 8  | 0 | 228 | 186 | 24 |
| 1996 | Peterborough Javelins   | 20 | 10 | 10 | 0 | 222 | 216 | 20 |
| 1997 | Peterborough Javelins   | 18 | 11 | 7  | 0 | 219 | 190 | 22 |
| 1998 | Peterborough Javelins   | 22 | 11 | 11 | 0 | 243 | 247 | 22 |
| 1999 | Peterborough Lakers     | 20 | 12 | 8  | 0 | 227 | 229 | 24 |
| 2000 | Peterborough Lakers     | 20 | 9  | 11 | 0 | 186 | 202 | 18 |
| 2001 | Peterborough Lakers     | 20 | 11 | 9  | 0 | 191 | 189 | 22 |
| 2002 | Peterborough Lakers     | 20 | 14 | 6  | 0 | 209 | 161 | 28 |
| 2003 | Peterborough Lakers     | 20 | 10 | 10 | 0 | 208 | 188 | 20 |
| 2004 | Peterborough Lakers     | 20 | 9  | 11 | 0 | 180 | 194 | 18 |
| 2005 | Peterborough Lakers     | 22 | 15 | 7  | 0 | 224 | 193 | 30 |
| 2006 | Peterborough Lakers     | 22 | 12 | 10 | 0 | 232 | 188 | 24 |
| 2007 | Peterborough Lakers     | 18 | 10 | 7  | 1 | 154 | 143 | 21 |
| 2008 | Peterborough Lakers     | 22 | 10 | 10 | 2 | 147 | 171 | 22 |
| 2009 | Peterborough Lakers     | 22 | 11 | 11 | 0 | 225 | 217 | 22 |
| 2010 | Peterborough Lakers     | 22 | 9  | 13 | 0 | 196 | 205 | 18 |
| 2011 | Peterborough Lakers     | 22 | 13 | 8  | 1 | 210 | 198 | 27 |
| 2012 | Peterborough Lakers     | 20 | 14 | 5  | 1 | 240 | 201 | 29 |
| 2013 | Peterborough Lakers     | 20 | 11 | 9  | 0 | 229 | 192 | 22 |
| 2014 | Peterborough Lakers     | 20 | 12 | 8  | 0 | 225 | 201 | 24 |
| 2015 | Peterborough Lakers     | 20 | 15 | 5  | 0 | 211 | 175 | 30 |
| 2016 | Peterborough Lakers     | 20 | 5  | 15 | 0 | 153 | 198 | 10 |
| 2017 | Peterborough Lakers     | 20 | 5  | 13 | 2 | 152 | 197 | 12 |
| 2018 | Peterborough Lakers     | 20 | 3  | 17 | 0 | 127 | 215 | 6  |
| 2019 | Peterborough Lakers     | 20 | 6  | 14 | 0 | 96  | 179 | 12 |
| 2020 | <i>season cancelled</i> |    |    |    |   |     |     |    |
| 2021 | Peterborough Lakers     | 8  | 1  | 7  | 0 | 47  | 47  | 2  |
| 2022 | Peterborough Lakers     | 20 | 10 | 10 | 0 | 205 | 203 | 20 |
| 2023 | Peterborough Lakers     | 20 | 4  | 16 | 0 | 162 | 212 | 8  |

## ST. CATHARINES ATHLETICS

### *St. Catharines Tee Pees (1953-1954)*

### *St. Catharines Norsemen (1955-1956)*

### *St. Catharines Supertests (1964-1966)*

### *St. Catharines Lakesides (1967-1971)*

### *St. Catharines Legionaires (1972- 1977)*

|             |                                 | <u>GP</u> | <u>W</u>  | <u>L</u> | <u>T</u> | <u>GF</u>  | <u>GA</u>  | <u>PTS</u> |
|-------------|---------------------------------|-----------|-----------|----------|----------|------------|------------|------------|
| <b>1950</b> | <b>St. Catharines Athletics</b> | <b>14</b> | <b>11</b> | <b>2</b> | <b>1</b> | <b>204</b> | <b>102</b> | <b>23</b>  |
| 1951        | <i>suspended operations</i>     |           |           |          |          |            |            |            |
| 1952        | St. Catharines Athletics        | 19        | 16        | 3        | 0        |            |            | 32         |
| 1953        | St. Catharines Tee Pees         | 20        | 4         | 16       | 0        |            |            | 8          |
| 1954        | St. Catharines Tee Pees         | 18        | 12        | 6        | 0        |            |            | 24         |
| 1955        | St. Catharines Norsemen         | 34        | 17        | 17       | 0        |            |            | 34         |
| 1956        | St. Catharines Norsemen         | 18        | 13        | 5        | 0        | 195        | 123        | 26         |
| 1957        | <i>suspended operations</i>     |           |           |          |          |            |            |            |
| 1958        | St. Catharines Athletics        | 17        | 8         | 9        | 0        | 200        | 225        | 16         |
| 1959        | St. Catharines Athletics        | 24        | 16        | 8        | 0        | 200        | 144        | 32         |
| 1960        | St. Catharines Athletics        | 20        | 12        | 8        | 0        | 185        | 167        | 24         |
| 1961        | St. Catharines Athletics        | 22        | 11        | 11       | 0        | 200        | 255        | 22         |
| 1963        | St. Catharines Athletics        | 24        | 12        | 12       | 0        | 261        | 272        | 24         |
| 1964        | St. Catharines Supertests       | 24        | 14        | 10       | 0        | 322        | 274        | 28         |
| 1965        | St. Catharines Supertests       | 20        | 9         | 11       | 0        | 270        | 257        | 18         |
| 1966        | St. Catharines Supertests       | 24        | 11        | 13       | 0        | 326        | 315        | 22         |
| 1967        | St. Catharines Lakesides        | 24        | 6         | 18       | 0        | 240        | 350        | 12         |
| 1968        | St. Catharines Lakesides        | 24        | 9         | 14       | 1        | 277        | 325        | 19         |
| 1969        | St. Catharines Lakesides        | 24        | 7         | 17       | 0        | 301        | 376        | 14         |
| 1970        | St. Catharines Lakesides        | 28        | 11        | 16       | 1        | 357        | 400        | 23         |
| 1971        | St. Catharines Lakesides        | 30        | 5         | 25       | 0        | 341        | 463        | 10         |
| 1972        | St. Catharines Legionaires      | 28        | 11        | 17       | 0        | 346        | 442        | 22         |
| 1973        | St. Catharines Legionaires      | 28        | 9         | 19       | 0        | 369        | 457        | 18         |
| 1974        | St. Catharines Legionaires      | 28        | 6         | 22       | 0        | 338        | 448        | 12         |
| 1975        | St. Catharines Legionaires      | 28        | 11        | 17       | 0        | 331        | 389        | 22         |
| 1976        | St. Catharines Legionaires      | 26        | 9         | 16       | 1        | 310        | 392        | 19         |

|             |                                 |           |           |          |          |            |            |           |
|-------------|---------------------------------|-----------|-----------|----------|----------|------------|------------|-----------|
| 1977        | St. Catharines Legionaires      | 22        | 3         | 19       | 0        | 237        | 364        | 6         |
| 1978        | <i>suspended operations</i>     |           |           |          |          |            |            |           |
| 1979        | <i>suspended operations</i>     |           |           |          |          |            |            |           |
| 1980        | <i>suspended operations</i>     |           |           |          |          |            |            |           |
| 1981        | <i>suspended operations</i>     |           |           |          |          |            |            |           |
| 1982        | St. Catharines Athletics        | 20        | 8         | 9        | 3        | 236        | 289        | 19        |
| 1983        | St. Catharines Athletics        | 24        | 12        | 11       | 1        | 272        | 290        | 25        |
| 1984        | St. Catharines Athletics        | 24        | 13        | 10       | 1        | 327        | 288        | 27        |
| 1985        | St. Catharines Athletics        | 24        | 17        | 7        | 0        | 405        | 284        | 34        |
| 1986        | St. Catharines Athletics        | 20        | 12        | 8        | 0        | 258        | 210        | 24        |
| 1987        | St. Catharines Athletics        | 25        | 18        | 7        | 0        | 299        | 227        | 36        |
| 1988        | St. Catharines Athletics        | 24        | 17        | 6        | 1        | 388        | 235        | 35        |
| 1989        | St. Catharines Athletics        | 24        | 19        | 5        | 0        | 346        | 195        | 38        |
| <b>1990</b> | <b>St. Catharines Athletics</b> | <b>20</b> | <b>19</b> | <b>1</b> | <b>0</b> | <b>419</b> | <b>154</b> | <b>38</b> |
| <b>1991</b> | <b>St. Catharines Athletics</b> | <b>20</b> | <b>15</b> | <b>5</b> | <b>0</b> | <b>261</b> | <b>163</b> | <b>30</b> |
| 1992        | St. Catharines Athletics        | 20        | 16        | 4        | 0        | 301        | 179        | 32        |
| 1993        | St. Catharines Athletics        | 22        | 21        | 1        | 0        | 391        | 184        | 42        |
| 1994        | St. Catharines Athletics        | 26        | 20        | 6        | 0        | 395        | 258        | 40        |
| 1995        | St. Catharines Athletics        | 20        | 15        | 5        | 0        | 279        | 190        | 30        |
| 1996        | St. Catharines Athletics        | 20        | 14        | 5        | 1        | 248        | 192        | 29        |
| 1997        | St. Catharines Athletics        | 18        | 10        | 8        | 0        | 182        | 198        | 20        |
| 1998        | St. Catharines Athletics        | 22        | 15        | 6        | 1        | 288        | 177        | 31        |
| 1999        | St. Catharines Athletics        | 20        | 13        | 7        | 0        | 186        | 150        | 26        |
| 2000        | St. Catharines Athletics        | 20        | 11        | 9        | 0        | 178        | 174        | 22        |
| <b>2001</b> | <b>St. Catharines Athletics</b> | <b>20</b> | <b>14</b> | <b>5</b> | <b>1</b> | <b>200</b> | <b>144</b> | <b>29</b> |
| <b>2002</b> | <b>St. Catharines Athletics</b> | <b>20</b> | <b>20</b> | <b>0</b> | <b>0</b> | <b>223</b> | <b>118</b> | <b>40</b> |
| <b>2003</b> | <b>St. Catharines Athletics</b> | <b>20</b> | <b>17</b> | <b>2</b> | <b>1</b> | <b>192</b> | <b>121</b> | <b>35</b> |
| 2004        | St. Catharines Athletics        | 20        | 12        | 8        | 0        | 193        | 158        | 24        |
| 2005        | St. Catharines Athletics        | 22        | 6         | 16       | 0        | 188        | 198        | 12        |
| 2006        | St. Catharines Athletics        | 22        | 14        | 6        | 2        | 186        | 159        | 30        |
| 2007        | St. Catharines Athletics        | 18        | 10        | 8        | 0        | 138        | 111        | 20        |
| 2008        | St. Catharines Athletics        | 22        | 15        | 5        | 2        | 204        | 130        | 32        |
| 2009        | St. Catharines Athletics        | 22        | 14        | 8        | 0        | 248        | 198        | 28        |
| 2010        | St. Catharines Athletics        | 22        | 16        | 6        | 0        | 267        | 183        | 32        |
| 2011        | St. Catharines Athletics        | 22        | 12        | 9        | 1        | 228        | 195        | 25        |
| 2012        | St. Catharines Athletics        | 20        | 5         | 14       | 1        | 177        | 249        | 11        |
| 2013        | St. Catharines Athletics        | 20        | 3         | 17       | 0        | 113        | 209        | 6         |
| 2014        | St. Catharines Athletics        | 20        | 8         | 12       | 0        | 175        | 192        | 16        |
| 2015        | St. Catharines Athletics        | 20        | 4         | 16       | 0        | 150        | 223        | 8         |
| 2016        | St. Catharines Athletics        | 20        | 6         | 13       | 1        | 154        | 209        | 13        |
| 2017        | St. Catharines Athletics        | 20        | 8         | 12       | 0        | 162        | 166        | 16        |
| 2018        | St. Catharines Athletics        | 20        | 13        | 7        | 0        | 181        | 144        | 26        |
| 2019        | St. Catharines Athletics        | 20        | 15        | 5        | 0        | 188        | 107        | 30        |
| 2020        | <i>season cancelled</i>         |           |           |          |          |            |            |           |
| 2021        | St. Catharines Athletics        | 8         | 6         | 2        | 0        | 66         | 43         | 12        |
| 2022        | St. Catharines Athletics        | 20        | 10        | 10       | 0        | 185        | 200        | 20        |
| 2023        | St. Catharines Athletics        | 20        | 8         | 12       | 0        | 148        | 184        | 16        |

## WHITBY WARRIORS

### *Whitby Consolidated Builders (1975-1982)*

### *Whitby Developers (1983)*

|             |                                     | <u>GP</u> | <u>W</u>  | <u>L</u> | <u>T</u> | <u>GF</u>  | <u>GA</u>  | <u>PTS</u> |
|-------------|-------------------------------------|-----------|-----------|----------|----------|------------|------------|------------|
| 1975        | Whitby Consolidated Builders        | 28        | 15        | 13       | 0        | 356        | 367        | 30         |
| 1976        | Whitby Consolidated Builders        | 26        | 18        | 8        | 0        | 406        | 300        | 36         |
| <b>1977</b> | <b>Whitby Consolidated Builders</b> | <b>22</b> | <b>19</b> | <b>3</b> | <b>0</b> | <b>376</b> | <b>225</b> | <b>38</b>  |
| <b>1978</b> | <b>Whitby Consolidated Builders</b> | <b>30</b> | <b>23</b> | <b>7</b> | <b>0</b> | <b>478</b> | <b>346</b> | <b>46</b>  |
| 1979        | Whitby Consolidated Builders        | 28        | 23        | 5        | 0        | 495        | 327        | 46         |
| <b>1980</b> | <b>Whitby Consolidated Builders</b> | <b>20</b> | <b>17</b> | <b>3</b> | <b>0</b> | <b>381</b> | <b>202</b> | <b>34</b>  |
| 1981        | Whitby Consolidated Builders        | 20        | 15        | 5        | 0        | 400        | 251        | 30         |
| 1982        | Whitby Consolidated Builders        | 20        | 16        | 4        | 0        | 358        | 211        | 32         |
| 1983        | Whitby Developers                   | 22        | 14        | 7        | 1        | 287        | 208        | 29         |
| <b>1984</b> | <b>Whitby Warriors</b>              | <b>24</b> | <b>22</b> | <b>2</b> | <b>0</b> | <b>421</b> | <b>199</b> | <b>44</b>  |
| <b>1985</b> | <b>Whitby Warriors</b>              | <b>24</b> | <b>19</b> | <b>5</b> | <b>0</b> | <b>402</b> | <b>203</b> | <b>38</b>  |
| 1986        | Whitby Warriors                     | 20        | 11        | 9        | 0        | 207        | 222        | 22         |
| 1987        | Whitby Warriors                     | 25        | 14        | 11       | 0        | 294        | 258        | 28         |
| 1988        | Whitby Warriors                     | 24        | 14        | 8        | 2        | 252        | 226        | 30         |
| 1989        | Whitby Warriors                     | 24        | 15        | 8        | 1        | 308        | 242        | 31         |
| 1990        | Whitby Warriors                     | 20        | 10        | 10       | 0        | 233        | 189        | 20         |

|             |                         |           |           |          |          |            |            |           |
|-------------|-------------------------|-----------|-----------|----------|----------|------------|------------|-----------|
| 1991        | Whitby Warriors         | 20        | 1         | 19       | 0        | 156        | 325        | 2         |
| 1992        | Whitby Warriors         | 20        | 6         | 13       | 1        | 178        | 265        | 13        |
| 1993        | Whitby Warriors         | 22        | 11        | 11       | 0        | 220        | 254        | 22        |
| 1994        | Whitby Warriors         | 26        | 18        | 8        | 0        | 360        | 264        | 36        |
| 1995        | Whitby Warriors         | 20        | 17        | 3        | 0        | 285        | 186        | 34        |
| 1996        | Whitby Warriors         | 20        | 19        | 1        | 0        | 333        | 142        | 38        |
| <b>1997</b> | <b>Whitby Warriors</b>  | <b>18</b> | <b>16</b> | <b>2</b> | <b>0</b> | <b>315</b> | <b>137</b> | <b>32</b> |
| 1998        | Whitby Warriors         | 22        | 18        | 4        | 0        | 309        | 148        | 36        |
| <b>1999</b> | <b>Whitby Warriors</b>  | <b>20</b> | <b>19</b> | <b>1</b> | <b>0</b> | <b>338</b> | <b>139</b> | <b>38</b> |
| 2000        | Whitby Warriors         | 20        | 15        | 5        | 0        | 188        | 158        | 30        |
| 2001        | Whitby Warriors         | 20        | 12        | 8        | 0        | 202        | 155        | 24        |
| 2002        | Whitby Warriors         | 20        | 11        | 8        | 1        | 173        | 161        | 23        |
| 2003        | Whitby Warriors         | 20        | 10        | 9        | 1        | 171        | 160        | 21        |
| 2004        | Whitby Warriors         | 20        | 14        | 6        | 0        | 209        | 144        | 28        |
| 2005        | Whitby Warriors         | 22        | 14        | 7        | 1        | 192        | 150        | 29        |
| 2006        | Whitby Warriors         | 22        | 19        | 3        | 0        | 231        | 186        | 38        |
| 2007        | Whitby Warriors         | 18        | 10        | 6        | 2        | 166        | 138        | 22        |
| 2008        | Whitby Warriors         | 22        | 7         | 14       | 1        | 159        | 205        | 15        |
| 2009        | Whitby Warriors         | 22        | 8         | 14       | 0        | 228        | 232        | 16        |
| 2010        | Whitby Warriors         | 22        | 17        | 5        | 0        | 249        | 155        | 34        |
| <b>2011</b> | <b>Whitby Warriors</b>  | <b>22</b> | <b>16</b> | <b>6</b> | <b>0</b> | <b>285</b> | <b>163</b> | <b>32</b> |
| 2012        | Whitby Warriors         | 20        | 17        | 3        | 0        | 262        | 147        | 34        |
| <b>2013</b> | <b>Whitby Warriors</b>  | <b>20</b> | <b>15</b> | <b>5</b> | <b>0</b> | <b>223</b> | <b>147</b> | <b>30</b> |
| 2014        | Whitby Warriors         | 20        | 12        | 8        | 0        | 223        | 177        | 24        |
| 2015        | Whitby Warriors         | 20        | 10        | 8        | 2        | 187        | 157        | 22        |
| 2016        | Whitby Warriors         | 20        | 10        | 10       | 0        | 173        | 162        | 20        |
| 2017        | Whitby Warriors         | 20        | 10        | 9        | 1        | 202        | 206        | 21        |
| 2018        | Whitby Warriors         | 20        | 12        | 8        | 0        | 168        | 156        | 24        |
| 2019        | Whitby Warriors         | 20        | 12        | 7        | 1        | 180        | 151        | 25        |
| 2020        | <i>season cancelled</i> |           |           |          |          |            |            |           |
| 2021        | Whitby Warriors         | 8         | 7         | 1        | 0        | 61         | 61         | 14        |
| <b>2022</b> | <b>Whitby Warriors</b>  | <b>20</b> | <b>14</b> | <b>6</b> | <b>0</b> | <b>249</b> | <b>163</b> | <b>28</b> |
| 2023        | Whitby Warriors         | 20        | 9         | 11       | 0        | 183        | 175        | 18        |

### ***BURLINGTON BLAZE***

***Hamilton Bengals (1976-1983)***

***Bay Area Bengals (1984-1991)***

***Burlington Chiefs (1992-2022)***

|      |                   | <u>GP</u> | <u>W</u> | <u>L</u> | <u>T</u> | <u>GF</u> | <u>GA</u> | <u>PTS</u> |
|------|-------------------|-----------|----------|----------|----------|-----------|-----------|------------|
| 1976 | Hamilton Bengals  | 26        | 10       | 16       | 0        | 375       | 400       | 20         |
| 1977 | Hamilton Bengals  | 22        | 9        | 12       | 1        | 282       | 298       | 19         |
| 1978 | Hamilton Bengals  | 24        | 12       | 12       | 0        | 298       | 299       | 24         |
| 1979 | Hamilton Bengals  | 24        | 14       | 9        | 1        | 338       | 303       | 29         |
| 1980 | Hamilton Bengals  | 20        | 11       | 9        | 0        | 312       | 287       | 22         |
| 1981 | Hamilton Bengals  | 20        | 9        | 11       | 0        | 281       | 259       | 18         |
| 1982 | Hamilton Bengals  | 20        | 3        | 16       | 1        | 188       | 336       | 7          |
| 1983 | Hamilton Bengals  | 24        | 11       | 12       | 1        | 295       | 286       | 23         |
| 1984 | Bay Area Bengals  | 24        | 6        | 18       | 0        | 245       | 398       | 12         |
| 1985 | Bay Area Bengals  | 24        | 6        | 18       | 0        | 263       | 365       | 12         |
| 1986 | Bay Area Bengals  | 20        | 3        | 16       | 1        | 203       | 340       | 7          |
| 1987 | Bay Area Bengals  | 25        | 5        | 20       | 0        | 182       | 356       | 10         |
| 1988 | Bay Area Bengals  | 24        | 10       | 14       | 0        | 289       | 292       | 20         |
| 1989 | Bay Area Bengals  | 24        | 6        | 18       | 0        | 251       | 337       | 12         |
| 1990 | Bay Area Bengals  | 20        | 2        | 18       | 0        | 169       | 314       | 4          |
| 1991 | Bay Area Bengals  | 20        | 9        | 11       | 0        | 212       | 239       | 18         |
| 1992 | Burlington Chiefs | 20        | 2        | 18       | 0        | 139       | 289       | 4          |
| 1993 | Burlington Chiefs | 22        | 9        | 12       | 1        | 257       | 277       | 19         |
| 1994 | Burlington Chiefs | 26        | 9        | 17       | 0        | 286       | 365       | 18         |
| 1995 | Burlington Chiefs | 20        | 3        | 17       | 0        | 151       | 280       | 6          |
| 1996 | Burlington Chiefs | 20        | 9        | 10       | 1        | 170       | 212       | 19         |
| 1997 | Burlington Chiefs | 18        | 8        | 9        | 1        | 181       | 212       | 17         |
| 1998 | Burlington Chiefs | 22        | 15       | 6        | 1        | 243       | 193       | 31         |
| 1999 | Burlington Chiefs | 20        | 6        | 14       | 0        | 202       | 248       | 12         |
| 2000 | Burlington Chiefs | 20        | 8        | 12       | 0        | 205       | 225       | 16         |
| 2001 | Burlington Chiefs | 20        | 8        | 12       | 0        | 190       | 214       | 16         |
| 2002 | Burlington Chiefs | 20        | 4        | 16       | 0        | 157       | 208       | 8          |
| 2003 | Burlington Chiefs | 20        | 3        | 17       | 0        | 146       | 235       | 6          |

|             |                         |           |           |          |          |            |            |           |
|-------------|-------------------------|-----------|-----------|----------|----------|------------|------------|-----------|
| 2004        | Burlington Chiefs       | 20        | 6         | 14       | 0        | 159        | 182        | 12        |
| 2005        | Burlington Chiefs       | 22        | 2         | 20       | 0        | 139        | 284        | 4         |
| 2006        | Burlington Chiefs       | 22        | 0         | 22       | 0        | 144        | 297        | 0         |
| 2007        | Burlington Chiefs       | 18        | 8         | 8        | 2        | 145        | 147        | 18        |
| 2008        | Burlington Chiefs       | 22        | 13        | 9        | 0        | 192        | 145        | 26        |
| 2009        | Burlington Chiefs       | 22        | 17        | 5        | 0        | 284        | 200        | 34        |
| 2010        | Burlington Chiefs       | 22        | 12        | 10       | 0        | 253        | 211        | 24        |
| 2011        | Burlington Chiefs       | 22        | 11        | 11       | 0        | 205        | 208        | 22        |
| 2012        | Burlington Chiefs       | 20        | 10        | 9        | 1        | 209        | 217        | 21        |
| 2013        | Burlington Chiefs       | 20        | 14        | 5        | 1        | 225        | 176        | 29        |
| 2014        | Burlington Chiefs       | 20        | 9         | 11       | 0        | 202        | 192        | 18        |
| 2015        | Burlington Chiefs       | 20        | 9         | 11       | 0        | 177        | 183        | 18        |
| 2016        | Burlington Chiefs       | 20        | 11        | 8        | 1        | 186        | 186        | 23        |
| 2017        | Burlington Chiefs       | 20        | 10        | 9        | 1        | 196        | 187        | 21        |
| 2018        | Burlington Chiefs       | 20        | 15        | 5        | 0        | 217        | 160        | 30        |
| 2019        | Burlington Chiefs       | 20        | 16        | 4        | 0        | 192        | 131        | 32        |
| 2020        | <i>season cancelled</i> |           |           |          |          |            |            |           |
| 2021        | Burlington Chiefs       | 8         | 5         | 3        | 0        | 79         | 62         | 10        |
| 2022        | Burlington Chiefs       | 20        | 10        | 10       | 0        | 206        | 169        | 20        |
| <b>2023</b> | <b>Burlington Blaze</b> | <b>20</b> | <b>14</b> | <b>6</b> | <b>0</b> | <b>206</b> | <b>174</b> | <b>28</b> |

## KITCHENER-WATERLOO LACROSSE CLUB

### *Kitchener Braves (1976-1981)*

### *Kitchener-Waterloo Braves (1991-2019)*

|      |                               | <u>GP</u> | <u>W</u> | <u>L</u> | <u>T</u> | <u>GF</u> | <u>GA</u> | <u>PTS</u> |
|------|-------------------------------|-----------|----------|----------|----------|-----------|-----------|------------|
| 1976 | Kitchener Braves              | 26        | 8        | 16       | 2        | 351       | 427       | 18         |
| 1977 | Kitchener Braves              | 22        | 2        | 20       | 0        | 232       | 454       | 4          |
| 1978 | Kitchener Braves              | 24        | 3        | 21       | 0        | 206       | 369       | 6          |
| 1979 | Kitchener Braves              | 24        | 1        | 23       | 0        | 221       | 479       | 2          |
| 1980 | Kitchener Braves              | 20        | 1        | 19       | 0        | 145       | 456       | 2          |
| 1981 | Kitchener Braves              | 20        | 1        | 19       | 0        | 187       | 476       | 2          |
| 1982 | <i>competed in Junior 'B'</i> |           |          |          |          |           |           |            |
| 1983 | <i>competed in Junior 'B'</i> |           |          |          |          |           |           |            |
| 1984 | <i>competed in Junior 'B'</i> |           |          |          |          |           |           |            |
| 1985 | <i>competed in Junior 'B'</i> |           |          |          |          |           |           |            |
| 1986 | <i>competed in Junior 'B'</i> |           |          |          |          |           |           |            |
| 1987 | <i>competed in Junior 'B'</i> |           |          |          |          |           |           |            |
| 1988 | <i>competed in Junior 'B'</i> |           |          |          |          |           |           |            |
| 1989 | <i>competed in Junior 'B'</i> |           |          |          |          |           |           |            |
| 1990 | <i>competed in Junior 'B'</i> |           |          |          |          |           |           |            |
| 1991 | Kitchener-Waterloo Braves     | 20        | 11       | 9        | 0        | 201       | 201       | 22         |
| 1992 | Kitchener-Waterloo Braves     | 20        | 11       | 9        | 0        | 222       | 193       | 22         |
| 1993 | Kitchener-Waterloo Braves     | 22        | 1        | 21       | 0        | 192       | 334       | 2          |
| 1994 | Kitchener-Waterloo Braves     | 26        | 11       | 15       | 0        | 280       | 289       | 22         |
| 1995 | Kitchener-Waterloo Braves     | 20        | 8        | 12       | 0        | 189       | 180       | 16         |
| 1996 | Kitchener-Waterloo Braves     | 20        | 9        | 10       | 1        | 178       | 221       | 19         |
| 1997 | Kitchener-Waterloo Braves     | 18        | 7        | 11       | 0        | 210       | 220       | 14         |
| 1998 | Kitchener-Waterloo Braves     | 22        | 16       | 6        | 0        | 288       | 236       | 32         |
| 1999 | Kitchener-Waterloo Braves     | 20        | 5        | 15       | 0        | 158       | 240       | 10         |
| 2000 | Kitchener-Waterloo Braves     | 20        | 7        | 13       | 0        | 170       | 215       | 14         |
| 2001 | Kitchener-Waterloo Braves     | 20        | 2        | 18       | 0        | 143       | 245       | 4          |
| 2002 | Kitchener-Waterloo Braves     | 20        | 5        | 15       | 0        | 157       | 182       | 10         |
| 2003 | Kitchener-Waterloo Braves     | 20        | 11       | 9        | 0        | 181       | 159       | 22         |
| 2004 | Kitchener-Waterloo Braves     | 20        | 11       | 8        | 1        | 168       | 150       | 23         |
| 2005 | Kitchener-Waterloo Braves     | 22        | 15       | 6        | 1        | 202       | 169       | 31         |
| 2006 | Kitchener-Waterloo Braves     | 22        | 10       | 10       | 2        | 202       | 186       | 22         |
| 2007 | Kitchener-Waterloo Braves     | 18        | 8        | 10       | 0        | 128       | 145       | 16         |
| 2008 | Kitchener-Waterloo Braves     | 22        | 11       | 11       | 0        | 141       | 141       | 22         |
| 2009 | Kitchener-Waterloo Braves     | 22        | 7        | 15       | 0        | 183       | 218       | 14         |
| 2010 | Kitchener-Waterloo Braves     | 22        | 6        | 16       | 0        | 187       | 262       | 12         |
| 2011 | Kitchener-Waterloo Braves     | 22        | 7        | 15       | 0        | 186       | 238       | 14         |
| 2012 | Kitchener-Waterloo Braves     | 20        | 11       | 8        | 1        | 215       | 199       | 23         |
| 2013 | Kitchener-Waterloo Braves     | 20        | 7        | 12       | 1        | 184       | 190       | 15         |
| 2014 | Kitchener-Waterloo Braves     | 20        | 12       | 8        | 0        | 189       | 180       | 24         |
| 2015 | Kitchener-Waterloo Braves     | 20        | 6        | 13       | 1        | 149       | 194       | 13         |
| 2016 | Kitchener-Waterloo Braves     | 20        | 9        | 10       | 1        | 153       | 160       | 19         |
| 2017 | Kitchener-Waterloo Braves     | 20        | 8        | 11       | 1        | 160       | 183       | 17         |
| 2018 | Kitchener-Waterloo Braves     | 20        | 8        | 12       | 0        | 173       | 183       | 16         |



|      |                                  |    |   |    |   |     |     |   |
|------|----------------------------------|----|---|----|---|-----|-----|---|
| 2019 | Kitchener-Waterloo Braves        | 20 | 3 | 17 | 0 | 135 | 178 | 6 |
| 2020 | <i>season cancelled</i>          |    |   |    |   |     |     |   |
| 2021 | Kitchener-Waterloo Lacrosse Club | 8  | 0 | 8  | 0 | 57  | 95  | 0 |
| 2022 | Kitchener-Waterloo Lacrosse Club | 20 | 1 | 19 | 0 | 121 | 283 | 2 |
| 2023 | Kitchener-Waterloo Lacrosse Club | 20 | 3 | 17 | 0 | 173 | 280 | 6 |

## SIX NATIONS ARROWS

### *Six Nations Braves (1990)*

|             |                           | <u>GP</u> | <u>W</u>  | <u>L</u> | <u>T</u> | <u>GF</u>  | <u>GA</u>  | <u>PTS</u> |
|-------------|---------------------------|-----------|-----------|----------|----------|------------|------------|------------|
| 1990        | Six Nations Braves        | 20        | 5         | 15       | 0        | 222        | 269        | 10         |
| 1991        | Six Nations Arrows        | 20        | 12        | 8        | 0        | 274        | 256        | 24         |
| <b>1992</b> | <b>Six Nations Arrows</b> | <b>20</b> | <b>13</b> | <b>6</b> | <b>1</b> | <b>267</b> | <b>217</b> | <b>27</b>  |
| 1993        | Six Nations Arrows        | 22        | 12        | 10       | 0        | 249        | 191        | 24         |
| 1994        | Six Nations Arrows        | 26        | 13        | 13       | 0        | 331        | 323        | 26         |
| 1995        | Six Nations Arrows        | 20        | 5         | 15       | 0        | 182        | 273        | 10         |
| 1996        | Six Nations Arrows        | 20        | 5         | 13       | 2        | 198        | 243        | 12         |
| 1997        | Six Nations Arrows        | 18        | 12        | 6        | 0        | 261        | 194        | 24         |
| <b>1998</b> | <b>Six Nations Arrows</b> | <b>22</b> | <b>19</b> | <b>3</b> | <b>0</b> | <b>341</b> | <b>199</b> | <b>38</b>  |
| 1999        | Six Nations Arrows        | 20        | 16        | 3        | 1        | 209        | 124        | 33         |
| 2000        | Six Nations Arrows        | 20        | 16        | 3        | 1        | 241        | 164        | 33         |
| 2001        | Six Nations Arrows        | 20        | 16        | 4        | 0        | 222        | 152        | 32         |
| 2002        | Six Nations Arrows        | 20        | 9         | 11       | 0        | 206        | 207        | 18         |
| 2003        | Six Nations Arrows        | 20        | 8         | 12       | 0        | 177        | 221        | 16         |
| <b>2004</b> | <b>Six Nations Arrows</b> | <b>20</b> | <b>13</b> | <b>7</b> | <b>0</b> | <b>186</b> | <b>153</b> | <b>26</b>  |
| <b>2005</b> | <b>Six Nations Arrows</b> | <b>22</b> | <b>19</b> | <b>3</b> | <b>0</b> | <b>245</b> | <b>130</b> | <b>38</b>  |
| <b>2006</b> | <b>Six Nations Arrows</b> | <b>22</b> | <b>19</b> | <b>3</b> | <b>0</b> | <b>268</b> | <b>117</b> | <b>38</b>  |
| <b>2007</b> | <b>Six Nations Arrows</b> | <b>18</b> | <b>17</b> | <b>0</b> | <b>1</b> | <b>198</b> | <b>101</b> | <b>35</b>  |
| 2008        | Six Nations Arrows        | 22        | 16        | 6        | 0        | 195        | 144        | 32         |
| 2009        | Six Nations Arrows        | 22        | 15        | 6        | 1        | 235        | 170        | 31         |
| 2010        | Six Nations Arrows        | 22        | 18        | 4        | 0        | 239        | 115        | 36         |
| 2011        | Six Nations Arrows        | 22        | 18        | 4        | 0        | 286        | 158        | 36         |
| 2012        | Six Nations Arrows        | 20        | 17        | 3        | 0        | 271        | 152        | 34         |
| 2013        | Six Nations Arrows        | 20        | 17        | 3        | 0        | 243        | 141        | 34         |
| <b>2014</b> | <b>Six Nations Arrows</b> | <b>20</b> | <b>16</b> | <b>4</b> | <b>0</b> | <b>231</b> | <b>131</b> | <b>32</b>  |
| <b>2015</b> | <b>Six Nations Arrows</b> | <b>20</b> | <b>17</b> | <b>3</b> | <b>0</b> | <b>216</b> | <b>119</b> | <b>34</b>  |
| 2016        | Six Nations Arrows        | 20        | 17        | 3        | 0        | 246        | 126        | 34         |
| <b>2017</b> | <b>Six Nations Arrows</b> | <b>20</b> | <b>18</b> | <b>2</b> | <b>0</b> | <b>194</b> | <b>121</b> | <b>36</b>  |
| 2018        | Six Nations Arrows        | 20        | 11        | 9        | 0        | 190        | 152        | 22         |
| 2019        | Six Nations Arrows        | 20        | 11        | 9        | 0        | 178        | 149        | 22         |
| 2020        | <i>season cancelled</i>   |           |           |          |          |            |            |            |
| 2021        | Six Nations Arrows        | 8         | 4         | 4        | 0        | 59         | 74         | 8          |
| 2022        | Six Nations Arrows        | 20        | 5         | 15       | 0        | 159        | 217        | 10         |
| 2023        | Six Nations Arrows        | 20        | 7         | 13       | 0        | 175        | 228        | 14         |

## ORANGEVILLE NORTHMEN

|             |                             | <u>GP</u> | <u>W</u>  | <u>L</u> | <u>T</u> | <u>GF</u>  | <u>GA</u>  | <u>PTS</u> |
|-------------|-----------------------------|-----------|-----------|----------|----------|------------|------------|------------|
| 1991        | Orangeville Northmen        | 20        | 14        | 6        | 0        | 234        | 198        | 28         |
| 1992        | Orangeville Northmen        | 20        | 9         | 11       | 0        | 213        | 219        | 18         |
| <b>1993</b> | <b>Orangeville Northmen</b> | <b>22</b> | <b>18</b> | <b>4</b> | <b>0</b> | <b>329</b> | <b>213</b> | <b>36</b>  |
| 1994        | Orangeville Northmen        | 26        | 21        | 5        | 0        | 367        | 194        | 42         |
| <b>1995</b> | <b>Orangeville Northmen</b> | <b>20</b> | <b>19</b> | <b>1</b> | <b>0</b> | <b>231</b> | <b>125</b> | <b>38</b>  |
| <b>1996</b> | <b>Orangeville Northmen</b> | <b>20</b> | <b>18</b> | <b>2</b> | <b>0</b> | <b>283</b> | <b>118</b> | <b>36</b>  |
| 1997        | Orangeville Northmen        | 18        | 14        | 4        | 0        | 184        | 158        | 28         |
| 1998        | Orangeville Northmen        | 22        | 12        | 10       | 0        | 264        | 205        | 24         |
| 1999        | Orangeville Northmen        | 20        | 16        | 3        | 1        | 211        | 165        | 33         |
| <b>2000</b> | <b>Orangeville Northmen</b> | <b>20</b> | <b>16</b> | <b>4</b> | <b>0</b> | <b>220</b> | <b>141</b> | <b>32</b>  |
| 2001        | Orangeville Northmen        | 20        | 14        | 5        | 1        | 203        | 158        | 29         |
| 2002        | Orangeville Northmen        | 20        | 14        | 6        | 0        | 185        | 158        | 28         |
| 2003        | Orangeville Northmen        | 20        | 16        | 3        | 1        | 194        | 137        | 33         |
| 2004        | Orangeville Northmen        | 20        | 15        | 4        | 1        | 196        | 140        | 31         |
| 2005        | Orangeville Northmen        | 22        | 19        | 3        | 0        | 220        | 123        | 38         |
| 2006        | Orangeville Northmen        | 22        | 11        | 10       | 1        | 176        | 155        | 23         |
| 2007        | Orangeville Northmen        | 18        | 14        | 3        | 1        | 170        | 106        | 29         |
| <b>2008</b> | <b>Orangeville Northmen</b> | <b>22</b> | <b>19</b> | <b>3</b> | <b>0</b> | <b>207</b> | <b>114</b> | <b>38</b>  |
| <b>2009</b> | <b>Orangeville Northmen</b> | <b>22</b> | <b>19</b> | <b>2</b> | <b>1</b> | <b>303</b> | <b>138</b> | <b>39</b>  |
| <b>2010</b> | <b>Orangeville Northmen</b> | <b>22</b> | <b>21</b> | <b>1</b> | <b>0</b> | <b>268</b> | <b>116</b> | <b>42</b>  |

|             |                             |           |           |          |          |            |            |           |
|-------------|-----------------------------|-----------|-----------|----------|----------|------------|------------|-----------|
| 2011        | Orangeville Northmen        | 22        | 19        | 3        | 0        | 242        | 147        | 38        |
| <b>2012</b> | <b>Orangeville Northmen</b> | <b>20</b> | <b>16</b> | <b>4</b> | <b>0</b> | <b>256</b> | <b>148</b> | <b>32</b> |
| 2013        | Orangeville Northmen        | 20        | 12        | 8        | 0        | 212        | 187        | 24        |
| 2014        | Orangeville Northmen        | 20        | 12        | 8        | 0        | 196        | 154        | 24        |
| 2015        | Orangeville Northmen        | 20        | 9         | 9        | 2        | 171        | 164        | 20        |
| <b>2016</b> | <b>Orangeville Northmen</b> | <b>20</b> | <b>14</b> | <b>5</b> | <b>1</b> | <b>197</b> | <b>165</b> | <b>29</b> |
| 2017        | Orangeville Northmen        | 20        | 10        | 9        | 1        | 145        | 158        | 21        |
| 2018        | Orangeville Northmen        | 20        | 12        | 8        | 0        | 169        | 142        | 24        |
| <b>2019</b> | <b>Orangeville Northmen</b> | <b>20</b> | <b>16</b> | <b>3</b> | <b>1</b> | <b>191</b> | <b>128</b> | <b>33</b> |
| 2020        | <i>season cancelled</i>     |           |           |          |          |            |            |           |
| 2021        | Orangeville Northmen        | 8         | 3         | 5        | 0        | 46         | 46         | 6         |
| 2022        | Orangeville Northmen        | 20        | 13        | 7        | 0        | 200        | 156        | 26        |
| 2023        | Orangeville Northmen        | 20        | 20        | 0        | 0        | 270        | 117        | 40        |

## TORONTO BEACHES

|      |                             | <u>GP</u> | <u>W</u> | <u>L</u> | <u>T</u> | <u>GF</u> | <u>GA</u> | <u>PTS</u> |
|------|-----------------------------|-----------|----------|----------|----------|-----------|-----------|------------|
| 1991 | Toronto Beaches             | 20        | 8        | 12       | 0        | 203       | 218       | 16         |
| 1992 | Toronto Beaches             | 20        | 10       | 10       | 0        | 219       | 210       | 20         |
| 1993 | Toronto Beaches             | 22        | 12       | 10       | 0        | 249       | 191       | 24         |
| 1994 | Toronto Beaches             | 24        | 14       | 10       | 0        | 292       | 271       | 28         |
| 1995 | Toronto Beaches             | 20        | 12       | 8        | 0        | 226       | 179       | 24         |
| 1996 | Toronto Beaches             | 20        | 9        | 10       | 1        | 211       | 214       | 19         |
| 1997 | <i>suspended operations</i> |           |          |          |          |           |           |            |
| 1998 | Toronto Beaches             | 22        | 5        | 17       | 0        | 174       | 262       | 10         |
| 1999 | Toronto Beaches             | 20        | 3        | 17       | 0        | 139       | 257       | 6          |
| 2000 | Toronto Beaches             | 20        | 6        | 14       | 0        | 184       | 213       | 12         |
| 2001 | Toronto Beaches             | 20        | 9        | 11       | 0        | 168       | 178       | 18         |
| 2002 | Toronto Beaches             | 20        | 14       | 6        | 0        | 171       | 159       | 28         |
| 2003 | Toronto Beaches             | 20        | 12       | 8        | 0        | 181       | 150       | 24         |
| 2004 | Toronto Beaches             | 20        | 14       | 6        | 0        | 197       | 176       | 28         |
| 2005 | Toronto Beaches             | 22        | 11       | 11       | 0        | 193       | 185       | 22         |
| 2006 | Toronto Beaches             | 22        | 12       | 10       | 0        | 220       | 206       | 24         |
| 2007 | Toronto Beaches             | 18        | 3        | 14       | 1        | 146       | 188       | 7          |
| 2008 | Toronto Beaches             | 22        | 4        | 18       | 0        | 124       | 199       | 8          |
| 2009 | Toronto Beaches             | 22        | 4        | 18       | 0        | 154       | 297       | 8          |
| 2010 | Toronto Beaches             | 22        | 3        | 18       | 1        | 167       | 267       | 7          |
| 2011 | Toronto Beaches             | 22        | 3        | 19       | 0        | 158       | 275       | 6          |
| 2012 | Toronto Beaches             | 20        | 4        | 15       | 1        | 147       | 234       | 9          |
| 2013 | Toronto Beaches             | 20        | 6        | 14       | 0        | 164       | 215       | 12         |
| 2014 | Toronto Beaches             | 20        | 6        | 14       | 0        | 160       | 223       | 12         |
| 2015 | Toronto Beaches             | 20        | 9        | 10       | 1        | 187       | 179       | 19         |
| 2016 | Toronto Beaches             | 20        | 5        | 15       | 0        | 155       | 208       | 10         |
| 2017 | Toronto Beaches             | 20        | 8        | 11       | 1        | 181       | 210       | 17         |
| 2018 | Toronto Beaches             | 20        | 9        | 11       | 0        | 175       | 177       | 18         |
| 2019 | Toronto Beaches             | 20        | 9        | 11       | 0        | 179       | 172       | 18         |
| 2020 | <i>season cancelled</i>     |           |          |          |          |           |           |            |
| 2021 | Toronto Beaches             | 8         | 4        | 4        | 0        | 54        | 54        | 8          |
| 2022 | Toronto Beaches             | 20        | 15       | 5        | 0        | 237       | 169       | 30         |
| 2023 | Toronto Beaches             | 20        | 12       | 8        | 0        | 220       | 167       | 24         |

## MIMICO MOUNTAINEERS

|      |                         | <u>GP</u> | <u>W</u> | <u>L</u> | <u>T</u> | <u>GF</u> | <u>GA</u> | <u>PTS</u> |
|------|-------------------------|-----------|----------|----------|----------|-----------|-----------|------------|
| 2015 | Mimico Mountaineers     | 20        | 5        | 14       | 1        | 143       | 208       | 11         |
| 2016 | Mimico Mountaineers     | 20        | 12       | 8        | 0        | 156       | 171       | 24         |
| 2017 | Mimico Mountaineers     | 20        | 12       | 8        | 0        | 185       | 147       | 24         |
| 2018 | Mimico Mountaineers     | 20        | 11       | 9        | 0        | 163       | 168       | 22         |
| 2019 | Mimico Mountaineers     | 20        | 9        | 11       | 0        | 197       | 190       | 18         |
| 2020 | <i>season cancelled</i> |           |          |          |          |           |           |            |
| 2021 | Mimico Mountaineers     | 8         | 5        | 3        | 0        | 73        | 73        | 10         |
| 2022 | Mimico Mountaineers     | 20        | 16       | 4        | 0        | 270       | 198       | 32         |
| 2023 | Mimico Mountaineers     | 20        | 13       | 7        | 0        | 224       | 183       | 26         |

## OAKVILLE BUZZ

|      |                         | <u>GP</u> | <u>W</u> | <u>L</u> | <u>T</u> | <u>GF</u> | <u>GA</u> | <u>PTS</u> |
|------|-------------------------|-----------|----------|----------|----------|-----------|-----------|------------|
| 2019 | Oakville Buzz           | 20        | 9        | 11       | 0        | 142       | 162       | 18         |
| 2020 | <i>season cancelled</i> |           |          |          |          |           |           |            |
| 2021 | Oakville Buzz           | 8         | 3        | 5        | 0        | 50        | 53        | 6          |
| 2022 | Oakville Buzz           | 20        | 13       | 7        | 0        | 168       | 152       | 26         |
| 2023 | Oakville Buzz           | 20        | 13       | 7        | 0        | 171       | 180       | 26         |

## DEFUNCT CLUBS

### Fergus Thistles

|      |                 | <u>GP</u> | <u>W</u> | <u>L</u> | <u>T</u> | <u>GF</u> | <u>GA</u> | <u>PTS</u> |
|------|-----------------|-----------|----------|----------|----------|-----------|-----------|------------|
| 1950 | Fergus Thistles | 14        | 9        | 5        | 0        | 171       | 150       | 18         |

### Mimico Mountaineers (1950-1952)

|             |                            | <u>GP</u> | <u>W</u> | <u>L</u> | <u>T</u> | <u>GF</u> | <u>GA</u> | <u>PTS</u> |
|-------------|----------------------------|-----------|----------|----------|----------|-----------|-----------|------------|
| 1950        | Mimico Mountaineers        | 14        | 10       | 4        | 0        | 159       | 112       | 20         |
| <b>1951</b> | <b>Mimico Mountaineers</b> |           |          |          |          |           |           |            |
| 1952        | Mimico Mountaineers        | 20        | 11       | 9        | 0        |           |           | 22         |

### Owen Sound Chryslers

|      |                      | <u>GP</u> | <u>W</u> | <u>L</u> | <u>T</u> | <u>GF</u> | <u>GA</u> | <u>PTS</u> |
|------|----------------------|-----------|----------|----------|----------|-----------|-----------|------------|
| 1950 | Owen Sound Chryslers | 14        | 1        | 13       | 0        | 91        | 188       | 2          |

### Toronto Maitlands

|      |                   | <u>GP</u> | <u>W</u> | <u>L</u> | <u>T</u> | <u>GF</u> | <u>GA</u> | <u>PTS</u> |
|------|-------------------|-----------|----------|----------|----------|-----------|-----------|------------|
| 1950 | Toronto Maitlands | 13        | 3        | 10       | 0        | 98        | 166       | 6          |
| 1951 | Toronto Maitlands |           |          |          |          |           |           |            |
| 1952 | Toronto Maitlands | 20        | 1        | 19       | 0        |           |           | 2          |

### Weston Lions

|      |              | <u>GP</u> | <u>W</u> | <u>L</u> | <u>T</u> | <u>GF</u> | <u>GA</u> | <u>PTS</u> |
|------|--------------|-----------|----------|----------|----------|-----------|-----------|------------|
| 1950 | Weston Lions | 13        | 3        | 10       | 0        | 118       | 165       | 6          |

### Niagara Falls Cataracts

|      |                         | <u>GP</u> | <u>W</u> | <u>L</u> | <u>T</u> | <u>GF</u> | <u>GA</u> | <u>PTS</u> |
|------|-------------------------|-----------|----------|----------|----------|-----------|-----------|------------|
| 1951 | Niagara Falls Cataracts |           |          |          |          |           |           |            |

### Dundas Hornets / Dundas Bombers

|      |                | <u>GP</u> | <u>W</u> | <u>L</u> | <u>T</u> | <u>GF</u> | <u>GA</u> | <u>PTS</u> |
|------|----------------|-----------|----------|----------|----------|-----------|-----------|------------|
| 1952 | Dundas Hornets | 18        | 3        | 15       | 0        |           |           | 6          |
| 1953 | Dundas Bombers | 20        | 4        | 16       | 0        |           |           | 8          |

### Long Branch Monarchs / Long Branch Dixie Castrols / Long Branch Castrolites / Lakeshore Castrolites

|             |                             | <u>GP</u> | <u>W</u>  | <u>L</u>  | <u>T</u> | <u>GF</u> | <u>GA</u> | <u>PTS</u> |
|-------------|-----------------------------|-----------|-----------|-----------|----------|-----------|-----------|------------|
| <b>1953</b> | <b>Long Branch Monarchs</b> | <b>20</b> | <b>15</b> | <b>4</b>  | <b>1</b> |           |           | <b>31</b>  |
| <b>1954</b> | <b>Long Branch Monarchs</b> | <b>16</b> | <b>7</b>  | <b>9</b>  | <b>0</b> |           |           | <b>14</b>  |
| <b>1955</b> | <b>Long Branch Monarchs</b> | <b>36</b> | <b>23</b> | <b>11</b> | <b>2</b> |           |           | <b>48</b>  |
| 1956        | Long Branch Monarchs        | 16        | 8         | 8         | 0        | 156       | 151       | 16         |
| 1957        | Long Branch Monarchs        | 20        | 15        | 5         | 0        | 259       | 175       | 30         |
| 1958        | Long Branch Monarchs        | 17        | 11        | 6         | 0        |           |           | 22         |
| 1959        | Long Branch Dixie Castrols  | 24        | 12        | 12        | 0        | 184       | 223       | 24         |
| 1960        | Long Branch Castrolites     | 20        | 8         | 11        | 1        | 192       | 203       | 17         |
| 1961        | Long Branch Castrolites     | 24        | 5         | 19        | 0        | 157       | 286       | 10         |
| 1962        | Long Branch Castrolites     | 20        | 6         | 14        | 0        | 156       | 212       | 12         |
| 1963        | Long Branch Castrolites     | 24        | 9         | 15        | 0        | 211       | 281       | 18         |
| 1964        | Lakeshore Castrolites       | 24        | 10        | 14        | 0        | 247       | 293       | 20         |
| 1965        | Long Branch Castrolites     | 20        | 8         | 12        | 0        | 255       | 259       | 16         |
| 1966        | Long Branch Castrolites     | 24        | 7         | 16        | 1        | 283       | 370       | 15         |
| 1967        | Long Branch Castrolites     | 24        | 8         | 16        | 0        | 258       | 307       | 16         |
| 1968        | Long Branch Castrolites     | 24        | 6         | 17        | 1        | 244       | 365       | 13         |

**Oakville Green Gaels / Newmarket Green Gaels / Mimico Green Gaels / Huntsville Green Gaels / Oshawa Green Gaels**

|             |                           | <u>GP</u> | <u>W</u>  | <u>L</u> | <u>T</u> | <u>GF</u>  | <u>GA</u>  | <u>PTS</u> |
|-------------|---------------------------|-----------|-----------|----------|----------|------------|------------|------------|
| 1953        | Oakville Green Gaels      | 20        | 10        | 9        | 1        |            |            | 21         |
| 1954        | Newmarket Green Gaels     | 19        | 15        | 4        | 0        |            |            | 30         |
| 1955        | Newmarket Green Gaels     | 35        | 33        | 2        | 0        |            |            | 55         |
| 1956        | Mimico Green Gaels        | 14        | 4         | 10       | 0        | 118        | 166        | 8          |
| 1957        | Huntsville Green Gaels    | 18        | 3         | 15       | 0        | 131        | 247        | 6          |
| 1958        |                           |           |           |          |          |            |            |            |
| 1959        |                           |           |           |          |          |            |            |            |
| 1960        |                           |           |           |          |          |            |            |            |
| 1961        |                           |           |           |          |          |            |            |            |
| 1962        |                           |           |           |          |          |            |            |            |
| <b>1963</b> | <b>Oshawa Green Gaels</b> | <b>24</b> | <b>17</b> | <b>7</b> | <b>0</b> | <b>300</b> | <b>229</b> | <b>34</b>  |
| <b>1964</b> | <b>Oshawa Green Gaels</b> | <b>24</b> | <b>20</b> | <b>4</b> | <b>0</b> | <b>367</b> | <b>225</b> | <b>40</b>  |
| <b>1965</b> | <b>Oshawa Green Gaels</b> | <b>20</b> | <b>18</b> | <b>1</b> | <b>1</b> | <b>401</b> | <b>161</b> | <b>37</b>  |
| <b>1966</b> | <b>Oshawa Green Gaels</b> | <b>24</b> | <b>23</b> | <b>1</b> | <b>0</b> | <b>438</b> | <b>165</b> | <b>46</b>  |
| <b>1967</b> | <b>Oshawa Green Gaels</b> | <b>24</b> | <b>23</b> | <b>1</b> | <b>0</b> | <b>467</b> | <b>173</b> | <b>46</b>  |
| <b>1968</b> | <b>Oshawa Green Gaels</b> | <b>24</b> | <b>24</b> | <b>0</b> | <b>0</b> | <b>483</b> | <b>189</b> | <b>48</b>  |
| <b>1969</b> | <b>Oshawa Green Gaels</b> | <b>24</b> | <b>22</b> | <b>2</b> | <b>0</b> | <b>571</b> | <b>239</b> | <b>44</b>  |
| 1970        | Oshawa Green Gaels        | 28        | 16        | 12       | 0        | 464        | 359        | 32         |
| 1971        | Oshawa Green Gaels        | 30        | 22        | 8        | 0        | 467        | 368        | 44         |
| 1972        | Oshawa Green Gaels        | 28        | 11        | 17       | 0        | 349        | 364        | 22         |
| 1973        | Oshawa Green Gaels        | 28        | 6         | 22       | 0        | 314        | 413        | 12         |
| 1974        | Oshawa Green Gaels        | 28        | 12        | 16       | 0        | 383        | 389        | 24         |
| 1975        | Oshawa Green Gaels        | 28        | 11        | 16       | 1        | 331        | 390        | 23         |
| 1976        | Oshawa Green Gaels        | 26        | 9         | 17       | 0        | 338        | 393        | 18         |
| 1977        | Oshawa Green Gaels        | 22        | 14        | 7        | 1        | 304        | 256        | 29         |
| 1978        | Oshawa Green Gaels        | 30        | 20        | 10       | 0        | 508        | 402        | 40         |
| 1979        | Oshawa Green Gaels        | 28        | 23        | 5        | 0        | 597        | 373        | 46         |
| 1980        | Oshawa Green Gaels        | 20        | 15        | 5        | 0        | 431        | 228        | 30         |
| 1981        | Oshawa Green Gaels        | 20        | 9         | 11       | 0        | 323        | 275        | 18         |
| 1982        | Oshawa Green Gaels        | 20        | 15        | 5        | 0        | 302        | 209        | 30         |
| 1983        | Oshawa Green Gaels        | 22        | 11        | 11       | 0        | 244        | 217        | 22         |

**Orangeville Arenas**

|      |                    | <u>GP</u> | <u>W</u> | <u>L</u> | <u>T</u> | <u>GF</u> | <u>GA</u> | <u>PTS</u> |
|------|--------------------|-----------|----------|----------|----------|-----------|-----------|------------|
| 1955 | Orangeville Arenas | 33        | 2        | 31       | 0        |           |           | 4          |

**Hamilton**

|      |          | <u>GP</u> | <u>W</u> | <u>L</u> | <u>T</u> | <u>GF</u> | <u>GA</u> | <u>PTS</u> |
|------|----------|-----------|----------|----------|----------|-----------|-----------|------------|
| 1957 | Hamilton | 20        | 2        | 18       | 0        | 76        | 261       | 4          |

**Whitby Merchants / Whitby Millers / Whitby Red Wings**

|             |                         | <u>GP</u> | <u>W</u>  | <u>L</u> | <u>T</u> | <u>GF</u>  | <u>GA</u>  | <u>PTS</u> |
|-------------|-------------------------|-----------|-----------|----------|----------|------------|------------|------------|
| 1958        | Whitby Merchants        | 18        | 1         | 17       | 0        |            |            | 2          |
| 1959        | Whitby Millers          | 24        | 3         | 21       | 0        | 135        | 268        | 6          |
| <b>1960</b> | <b>Whitby Red Wings</b> | <b>20</b> | <b>13</b> | <b>6</b> | <b>1</b> | <b>202</b> | <b>166</b> | <b>27</b>  |
| 1961        | Whitby Red Wings        | 24        | 7         | 17       | 0        | 254        | 355        | 14         |

**Fergus Thistles / Guelph Mohawks / Elora Mohawks**

|      |                 | <u>GP</u> | <u>W</u> | <u>L</u> | <u>T</u> | <u>GF</u> | <u>GA</u> | <u>PTS</u> |
|------|-----------------|-----------|----------|----------|----------|-----------|-----------|------------|
| 1960 | Fergus Thistles | 20        | 7        | 13       | 0        | 165       | 230       | 14         |
| 1961 | Fergus Thistles | 22        | 15       | 7        | 0        | 325       | 211       | 32         |
| 1962 | Fergus Thistles | 20        | 3        | 17       | 0        | 138       | 302       | 6          |
| 1963 | Guelph Mohawks  | 24        | 10       | 14       | 0        | 227       | 259       | 20         |
| 1964 | Guelph Mohawks  | 24        | 7        | 17       | 0        | 236       | 295       | 14         |
| 1965 | Guelph Mohawks  | 20        | 1        | 19       | 0        | 182       | 394       | 2          |
| 1966 | Guelph Mohawks  |           |          |          |          |           |           |            |
| 1967 | Elora Mohawks   |           |          |          |          |           |           |            |
| 1968 | Elora Mohawks   |           |          |          |          |           |           |            |
| 1969 | Elora Mohawks   | 24        | 5        | 19       | 0        | 278       | 452       | 10         |

|      |               |                               |    |    |   |     |     |    |  |
|------|---------------|-------------------------------|----|----|---|-----|-----|----|--|
| 1970 | Elora Mohawks | <i>competed in Junior 'B'</i> |    |    |   |     |     |    |  |
| 1971 | Elora Mohawks | <i>competed in Junior 'B'</i> |    |    |   |     |     |    |  |
| 1972 | Elora Mohawks | <i>competed in Junior 'B'</i> |    |    |   |     |     |    |  |
| 1973 | Elora Mohawks | <i>competed in Junior 'B'</i> |    |    |   |     |     |    |  |
| 1974 | Elora Mohawks | <i>competed in Junior 'B'</i> |    |    |   |     |     |    |  |
| 1975 | Elora Mohawks | <i>competed in Junior 'B'</i> |    |    |   |     |     |    |  |
| 1976 | Elora Mohawks | <i>competed in Junior 'B'</i> |    |    |   |     |     |    |  |
| 1977 | Elora Mohawks | 22                            | 10 | 12 | 0 | 271 | 259 | 20 |  |
| 1978 | Elora Mohawks | 24                            | 19 | 4  | 1 | 347 | 222 | 39 |  |
| 1979 | Elora Mohawks | 24                            | 12 | 11 | 1 | 313 | 298 | 25 |  |
| 1980 | Elora Mohawks | 20                            | 8  | 12 | 0 | 224 | 286 | 16 |  |
| 1981 | Elora Mohawks | 20                            | 5  | 15 | 0 | 206 | 374 | 10 |  |
| 1982 | Elora Mohawks | 20                            | 3  | 17 | 0 | 161 | 322 | 6  |  |
| 1983 | Elora Mohawks | 24                            | 1  | 23 | 0 | 186 | 398 | 2  |  |
| 1984 | Elora Mohawks | 24                            | 2  | 22 | 0 | 221 | 447 | 4  |  |
| 1985 | Elora Mohawks | 24                            | 7  | 17 | 0 | 253 | 366 | 14 |  |

### Mimico Mountaineers (1961-1968)

|      |                     | <u>GP</u> | <u>W</u> | <u>L</u> | <u>T</u> | <u>GF</u> | <u>GA</u> | <u>PTS</u> |
|------|---------------------|-----------|----------|----------|----------|-----------|-----------|------------|
| 1961 | Mimico Mountaineers | 24        | 8        | 16       | 0        | 194       | 270       | 16         |
| 1962 | Mimico Mountaineers | 20        | 5        | 15       | 0        | 154       | 232       | 10         |
| 1963 | Mimico Mountaineers | 24        | 8        | 16       | 0        | 225       | 273       | 16         |
| 1964 | Mimico Mountaineers | 24        | 9        | 15       | 0        | 264       | 354       | 18         |
| 1965 | Mimico Mountaineers | 20        | 17       | 3        | 0        | 322       | 229       | 34         |
| 1966 | Mimico Mountaineers | 24        | 21       | 3        | 0        | 381       | 252       | 42         |
| 1967 | Mimico Mountaineers | 24        | 13       | 11       | 0        | 285       | 294       | 26         |
| 1968 | Mimico Mountaineers | 24        | 8        | 16       | 0        | 242       | 287       | 16         |

### Alderwood Terriers

|      |                    | <u>GP</u> | <u>W</u> | <u>L</u> | <u>T</u> | <u>GF</u> | <u>GA</u> | <u>PTS</u> |
|------|--------------------|-----------|----------|----------|----------|-----------|-----------|------------|
| 1962 | Alderwood Terriers | 20        | 11       | 9        | 0        | 192       | 184       | 22         |
| 1963 | Alderwood Terriers | 24        | 17       | 7        | 0        | 340       | 237       | 34         |

### Etobicoke Terriers / Etobicoke Indians / Etobicoke PCOs / Etobicoke Warriors / Etobicoke Eclipse

|      |                    | <u>GP</u> | <u>W</u> | <u>L</u> | <u>T</u> | <u>GF</u> | <u>GA</u> | <u>PTS</u> |
|------|--------------------|-----------|----------|----------|----------|-----------|-----------|------------|
| 1964 | Etobicoke Terriers | 24        | 10       | 14       | 0        | 325       | 335       | 20         |
| 1965 | Etobicoke Terriers | 20        | 10       | 10       | 0        | 245       | 313       | 20         |
| 1966 | Etobicoke Terriers | 24        | 4        | 19       | 1        | 249       | 441       | 9          |
| 1967 |                    |           |          |          |          |           |           |            |
| 1968 |                    |           |          |          |          |           |           |            |
| 1969 | Etobicoke Indians  | 24        | 15       | 9        | 0        | 355       | 353       | 30         |
| 1970 | Etobicoke PCOs     | 28        | 14       | 13       | 1        | 382       | 371       | 29         |
| 1971 | Etobicoke PCOs     | 30        | 16       | 14       | 0        | 384       | 380       | 32         |
| 1972 | Etobicoke PCOs     | 28        | 9        | 19       | 0        | 338       | 404       | 18         |
| 1973 | Etobicoke PCOs     | 28        | 12       | 14       | 2        | 405       | 412       | 26         |
| 1974 | Etobicoke PCOs     | 28        | 7        | 20       | 1        | 360       | 541       | 15         |
| 1975 |                    |           |          |          |          |           |           |            |
| 1976 |                    |           |          |          |          |           |           |            |
| 1977 |                    |           |          |          |          |           |           |            |
| 1978 |                    |           |          |          |          |           |           |            |
| 1979 | Etobicoke Warriors | 28        | 4        | 24       | 0        | 351       | 483       | 8          |
| 1980 | Etobicoke Warriors | 20        | 12       | 8        | 0        | 314       | 298       | 24         |
| 1981 | Etobicoke Eclipse  | 20        | 14       | 6        | 0        | 388       | 253       | 28         |
| 1982 | Etobicoke Eclipse  | 20        | 13       | 6        | 1        | 307       | 229       | 27         |
| 1983 | Etobicoke Eclipse  | 22        | 17       | 5        | 0        | 290       | 265       | 34         |
| 1984 | Etobicoke Eclipse  | 24        | 11       | 12       | 1        | 295       | 287       | 23         |
| 1985 | Etobicoke Eclipse  | 24        | 1        | 23       | 0        | 139       | 465       | 2          |
| 1986 | Etobicoke Eclipse  | 20        | 9        | 10       | 1        | 204       | 221       | 19         |
| 1987 | Etobicoke Eclipse  | 25        | 1        | 24       | 0        | 151       | 400       | 2          |

**Toronto Township PCOs / Mississauga PCOs / Mississauga Athletics / Mississauga Chiefs / Mississauga Builders / Mississauga Tomahawks**

|      |                       | <u>GP</u>                     | <u>W</u> | <u>L</u> | <u>T</u> | <u>GF</u> | <u>GA</u> | <u>PTS</u> |
|------|-----------------------|-------------------------------|----------|----------|----------|-----------|-----------|------------|
| 1965 | Toronto Township      | 20                            | 7        | 13       | 0        | 234       | 277       | 14         |
| 1966 | Toronto Township      | 24                            | 16       | 8        | 0        | 319       | 267       | 32         |
| 1967 | Toronto Township PCOs | 24                            | 18       | 6        | 0        | 315       | 250       | 36         |
| 1968 | Mississauga PCOs      | 24                            | 11       | 13       | 0        | 289       | 257       | 22         |
| 1969 | Mississauga PCOs      | 24                            | 14       | 10       | 0        | 418       | 364       | 28         |
| 1970 | Mississauga PCOs      | 28                            | 16       | 12       | 0        | 435       | 369       | 32         |
| 1971 | Mississauga PCOs      | 30                            | 11       | 19       | 0        | 374       | 403       | 22         |
| 1972 | Mississauga PCOs      | 28                            | 12       | 15       | 1        | 356       | 366       | 25         |
| 1973 | Mississauga PCOs      | 28                            | 12       | 15       | 1        | 359       | 366       | 25         |
| 1974 | Mississauga Athletics | 28                            | 20       | 8        | 0        | 397       | 333       | 40         |
| 1975 | Mississauga Chiefs    | 28                            | 18       | 10       | 0        | 446       | 359       | 36         |
| 1976 | Mississauga Chiefs    | 26                            | 14       | 10       | 2        | 423       | 368       | 30         |
| 1977 | Mississauga Chiefs    | 22                            | 16       | 6        | 0        | 392       | 276       | 32         |
| 1978 | Mississauga Chiefs    | 30                            | 12       | 18       | 0        | 410       | 469       | 24         |
| 1979 | Mississauga Builders  | 28                            | 13       | 15       | 0        | 397       | 469       | 26         |
| 1980 | Mississauga PCOs      | 20                            | 11       | 9        | 0        | 339       | 353       | 22         |
| 1981 | Mississauga Builders  | 20                            | 6        | 14       | 0        | 274       | 359       | 12         |
| 1982 | Mississauga Tomahawks | 20                            | 6        | 13       | 1        | 248       | 347       | 13         |
| 1983 | Mississauga Tomahawks | 24                            | 7        | 16       | 1        | 270       | 345       | 15         |
| 1984 | Mississauga Tomahawks | <i>competed in Junior 'B'</i> |          |          |          |           |           |            |
| 1985 | Mississauga Tomahawks | <i>competed in Junior 'B'</i> |          |          |          |           |           |            |
| 1986 | Mississauga Tomahawks | <i>competed in Junior 'B'</i> |          |          |          |           |           |            |
| 1987 | Mississauga Tomahawks | <i>competed in Junior 'B'</i> |          |          |          |           |           |            |
| 1988 | Mississauga Tomahawks | 24                            | 8        | 15       | 1        | 268       | 371       | 17         |
| 1989 | Mississauga Tomahawks | 24                            | 7        | 17       | 0        | 244       | 347       | 14         |
| 1990 | Mississauga Tomahawks | 20                            | 7        | 13       | 0        | 188       | 298       | 14         |
| 1991 | Mississauga Tomahawks | 20                            | 11       | 9        | 0        | 247       | 214       | 22         |
| 1992 | Mississauga Tomahawks | 20                            | 8        | 11       | 1        | 224       | 230       | 17         |
| 1993 | Mississauga Tomahawks | 22                            | 12       | 10       | 0        | 303       | 322       | 24         |
| 1994 | Mississauga Tomahawks | 26                            | 7        | 19       | 0        | 242       | 364       | 14         |
| 1995 | Mississauga Tomahawks | 20                            | 7        | 13       | 0        | 170       | 214       | 14         |
| 1996 | Mississauga Tomahawks | 20                            | 6        | 12       | 2        | 157       | 271       | 14         |
| 1997 | Mississauga Tomahawks | 18                            | 5        | 13       | 0        | 166       | 215       | 10         |
| 1998 | Mississauga Tomahawks | 22                            | 8        | 14       | 0        | 210       | 261       | 16         |
| 1999 | Mississauga Tomahawks | 20                            | 7        | 13       | 0        | 195       | 208       | 14         |
| 2000 | Mississauga Tomahawks | 20                            | 12       | 8        | 0        | 210       | 194       | 24         |
| 2001 | Mississauga Tomahawks | 20                            | 7        | 13       | 0        | 196       | 221       | 14         |
| 2002 | Mississauga Tomahawks | 20                            | 3        | 17       | 0        | 164       | 239       | 6          |
| 2003 | Mississauga Tomahawks | 20                            | 7        | 12       | 1        | 197       | 239       | 15         |
| 2004 | Mississauga Tomahawks | 20                            | 0        | 20       | 0        | 138       | 267       | 0          |
| 2005 | Mississauga Tomahawks | 22                            | 3        | 19       | 0        | 167       | 304       | 6          |
| 2006 | Mississauga Tomahawks | 22                            | 7        | 15       | 0        | 203       | 275       | 14         |
| 2007 | Mississauga Tomahawks | 18                            | 5        | 13       | 0        | 129       | 188       | 10         |
| 2008 | Mississauga Tomahawks | 22                            | 2        | 20       | 0        | 113       | 212       | 4          |
| 2009 | Mississauga Tomahawks | 22                            | 1        | 21       | 0        | 137       | 330       | 2          |
| 2010 | Mississauga Tomahawks | 22                            | 2        | 20       | 0        | 136       | 361       | 4          |
| 2011 | Mississauga Tomahawks | 22                            | 2        | 20       | 0        | 130       | 295       | 4          |
| 2012 | Mississauga Tomahawks | 20                            | 0        | 20       | 0        | 140       | 313       | 0          |
| 2013 | Mississauga Tomahawks | 20                            | 1        | 19       | 0        | 114       | 266       | 2          |
| 2014 | Mississauga Tomahawks | 20                            | 0        | 20       | 0        | 94        | 280       | 0          |

**Huntsville Tornados / Huntsville Hawks**

|      |                     | <u>GP</u> | <u>W</u> | <u>L</u> | <u>T</u> | <u>GF</u> | <u>GA</u> | <u>PTS</u> |
|------|---------------------|-----------|----------|----------|----------|-----------|-----------|------------|
| 1966 | Huntsville Tornados | 24        | 9        | 15       | 0        | 265       | 365       | 18         |
| 1967 | Huntsville Hawks    | 24        | 14       | 10       | 0        | 343       | 304       | 28         |
| 1968 | Huntsville Hawks    | 24        | 12       | 12       | 0        | 282       | 339       | 24         |
| 1969 | Huntsville Hawks    | 24        | 13       | 11       | 0        | 303       | 323       | 26         |
| 1970 | Huntsville Hawks    | 28        | 1        | 27       | 0        | 243       | 593       | 2          |

**Toronto Marlboros**

|      |                   | <u>GP</u> | <u>W</u> | <u>L</u> | <u>T</u> | <u>GF</u> | <u>GA</u> | <u>PTS</u> |
|------|-------------------|-----------|----------|----------|----------|-----------|-----------|------------|
| 1967 | Toronto Marlboros | 24        | 5        | 19       | 0        | 291       | 452       | 10         |
| 1968 | Toronto Marlboros | 24        | 9        | 14       | 1        | 287       | 358       | 19         |

### Lakeshore Maple Leafs

|             |                              | <u>GP</u> | <u>W</u>  | <u>L</u> | <u>T</u> | <u>GF</u>  | <u>GA</u>  | <u>PTS</u> |
|-------------|------------------------------|-----------|-----------|----------|----------|------------|------------|------------|
| 1969        | Lakeshore Maple Leafs        | 24        | 19        | 5        | 0        | 437        | 261        | 38         |
| <b>1970</b> | <b>Lakeshore Maple Leafs</b> | <b>28</b> | <b>21</b> | <b>7</b> | <b>0</b> | <b>492</b> | <b>336</b> | <b>42</b>  |
| 1971        | Lakeshore Maple Leafs        | 30        | 16        | 14       | 0        | 390        | 413        | 32         |
| 1972        | Lakeshore Maple Leafs        | 28        | 10        | 18       | 0        | 345        | 455        | 20         |
| 1973        | Lakeshore Maple Leafs        | 28        | 9         | 19       | 0        | 351        | 446        | 18         |
| 1974        | Lakeshore Maple Leafs        | 28        | 12        | 16       | 0        | 371        | 464        | 24         |
| 1975        | Lakeshore Maple Leafs        | 28        | 4         | 24       | 0        | 346        | 539        | 8          |
| 1976        | Lakeshore Maple Leafs        | 26        | 6         | 19       | 1        | 333        | 469        | 13         |

### Rexdale Warriors

|      |                  | <u>GP</u> | <u>W</u> | <u>L</u> | <u>T</u> | <u>GF</u> | <u>GA</u> | <u>PTS</u> |
|------|------------------|-----------|----------|----------|----------|-----------|-----------|------------|
| 1972 | Rexdale Warriors | 28        | 13       | 14       | 1        | 384       | 398       | 27         |
| 1973 | Rexdale Warriors | 28        | 18       | 9        | 1        | 419       | 347       | 37         |
| 1974 | Rexdale Warriors | 28        | 11       | 16       | 1        | 337       | 356       | 23         |
| 1975 | Rexdale Warriors | 28        | 13       | 15       | 0        | 367       | 368       | 26         |
| 1976 | Rexdale Warriors | 26        | 15       | 11       | 0        | 380       | 354       | 30         |
| 1977 | Rexdale Warriors | 22        | 15       | 6        | 1        | 375       | 278       | 31         |
| 1978 | Rexdale Warriors | 30        | 12       | 18       | 0        | 406       | 468       | 24         |

### Mimico Mountaineers (1977-1978)

|      |                     | <u>GP</u> | <u>W</u> | <u>L</u> | <u>T</u> | <u>GF</u> | <u>GA</u> | <u>PTS</u> |
|------|---------------------|-----------|----------|----------|----------|-----------|-----------|------------|
| 1977 | Mimico Mountaineers | 22        | 5        | 17       | 0        | 261       | 383       | 10         |
| 1978 | Mimico Mountaineers | 24        | 7        | 17       | 0        | 241       | 326       | 14         |

### Windsor Warlocks

|      |                  | <u>GP</u> | <u>W</u> | <u>L</u> | <u>T</u> | <u>GF</u> | <u>GA</u> | <u>PTS</u> |
|------|------------------|-----------|----------|----------|----------|-----------|-----------|------------|
| 1977 | Windsor Warlocks | 22        | 8        | 14       | 0        | 279       | 341       | 16         |
| 1978 | Windsor Warlocks | 24        | 18       | 5        | 1        | 348       | 224       | 37         |
| 1979 | Windsor Warlocks | 24        | 12       | 12       | 0        | 328       | 334       | 24         |

### Sarnia Pacers

|      |               | <u>GP</u> | <u>W</u> | <u>L</u> | <u>T</u> | <u>GF</u> | <u>GA</u> | <u>PTS</u> |
|------|---------------|-----------|----------|----------|----------|-----------|-----------|------------|
| 1989 | Sarnia Pacers | 24        | 7        | 17       | 0        | 248       | 347       | 14         |
| 1990 | Sarnia Pacers | 20        | 10       | 10       | 0        | 219       | 268       | 20         |
| 1991 | Sarnia Pacers | 20        | 11       | 9        | 0        | 230       | 201       | 22         |
| 1992 | Sarnia Pacers | 20        | 10       | 9        | 1        | 216       | 208       | 21         |
| 1993 | Sarnia Pacers | 22        | 3        | 18       | 1        | 196       | 361       | 7          |
| 1994 | Sarnia Pacers | 26        | 2        | 24       | 0        | 190       | 409       | 4          |
| 1995 | Sarnia Pacers | 20        | 3        | 17       | 0        | 175       | 300       | 6          |
| 1996 | Sarnia Pacers | 20        | 4        | 16       | 0        | 177       | 255       | 8          |
| 1997 | Sarnia Pacers | 18        | 4        | 14       | 0        | 188       | 261       | 8          |
| 1998 | Sarnia Pacers | 22        | 0        | 22       | 0        | 176       | 386       | 0          |

### Scarborough Saints

|      |                    | <u>GP</u> | <u>W</u> | <u>L</u> | <u>T</u> | <u>GF</u> | <u>GA</u> | <u>PTS</u> |
|------|--------------------|-----------|----------|----------|----------|-----------|-----------|------------|
| 1993 | Scarborough Saints | 22        | 3        | 19       | 0        | 214       | 367       | 6          |
| 1994 | Scarborough Saints | 25        | 2        | 22       | 1        | 244       | 439       | 5          |



**Orillia Kings**

|      |               | <u>GP</u> | <u>W</u> | <u>L</u> | <u>T</u> | <u>GF</u> | <u>GA</u> | <u>PTS</u> |
|------|---------------|-----------|----------|----------|----------|-----------|-----------|------------|
| 1998 | Orillia Kings | 22        | 9        | 13       | 0        | 209       | 251       | 18         |
| 1999 | Orillia Kings | 20        | 9        | 11       | 0        | 226       | 252       | 18         |
| 2000 | Orillia Kings | 20        | 5        | 14       | 1        | 186       | 241       | 10         |
| 2001 | Orillia Kings | 20        | 12       | 8        | 0        | 188       | 165       | 24         |
| 2002 | Orillia Kings | 20        | 9        | 11       | 0        | 186       | 193       | 18         |
| 2003 | Orillia Kings | 20        | 5        | 15       | 0        | 166       | 211       | 10         |
| 2004 | Orillia Kings | 20        | 6        | 14       | 0        | 162       | 210       | 12         |
| 2005 | Orillia Kings | 22        | 5        | 17       | 0        | 169       | 232       | 10         |
| 2006 | Orillia Kings | 22        | 4        | 18       | 0        | 172       | 255       | 8          |
| 2007 | Orillia Kings | 18        | 3        | 14       | 1        | 112       | 180       | 7          |
| 2008 | Orillia Kings | 22        | 6        | 15       | 1        | 121       | 199       | 13         |

**Ottawa Titans**

|      |               | <u>GP</u> | <u>W</u> | <u>L</u> | <u>T</u> | <u>GF</u> | <u>GA</u> | <u>PTS</u> |
|------|---------------|-----------|----------|----------|----------|-----------|-----------|------------|
| 2005 | Ottawa Titans | 22        | 9        | 13       | 0        | 184       | 180       | 18         |
| 2006 | Ottawa Titans | 22        | 11       | 10       | 1        | 178       | 201       | 23         |
| 2007 | Ottawa Titans | 18        | 2        | 16       | 0        | 112       | 200       | 4          |

**Akwasasne Indians**

|      |                   | <u>GP</u> | <u>W</u> | <u>L</u> | <u>T</u> | <u>GF</u> | <u>GA</u> | <u>PTS</u> |
|------|-------------------|-----------|----------|----------|----------|-----------|-----------|------------|
| 2007 | Akwasasne Indians | 18        | 9        | 8        | 1        | 130       | 128       | 19         |
| 2008 | Akwasasne Indians | 22        | 15       | 6        | 1        | 190       | 136       | 31         |
| 2009 | Akwasasne Indians | 22        | 8        | 13       | 1        | 204       | 255       | 17         |
| 2010 | Akwasasne Indians | 22        | 11       | 10       | 1        | 244       | 260       | 23         |
| 2011 | Akwasasne Indians | 22        | 9        | 13       | 0        | 230       | 242       | 18         |

**Barrie Lakeshores**

|      |                   | <u>GP</u> | <u>W</u> | <u>L</u> | <u>T</u> | <u>GF</u> | <u>GA</u> | <u>PTS</u> |
|------|-------------------|-----------|----------|----------|----------|-----------|-----------|------------|
| 2009 | Barrie Lakeshores | 22        | 8        | 14       | 0        | 188       | 215       | 16         |
| 2010 | Barrie Lakeshores | 22        | 4        | 18       | 0        | 174       | 270       | 8          |
| 2011 | Barrie Lakeshores | 22        | 7        | 15       | 0        | 187       | 270       | 14         |
| 2012 | Barrie Lakeshores | 20        | 3        | 17       | 0        | 174       | 247       | 6          |
| 2013 | Barrie Lakeshores | 20        | 10       | 10       | 0        | 186       | 191       | 20         |
| 2014 | Barrie Lakeshores | 20        | 8        | 12       | 0        | 190       | 224       | 16         |
| 2015 | Barrie Lakeshores | 20        | 9        | 10       | 1        | 160       | 176       | 19         |
| 2016 | Barrie Lakeshores | 20        | 6        | 14       | 0        | 152       | 177       | 12         |
| 2017 | Barrie Lakeshores | 20        | 3        | 16       | 1        | 131       | 197       | 7          |
| 2018 | Barrie Lakeshores | 20        | 2        | 18       | 0        | 88        | 197       | 4          |
| 2019 | Barrie Lakeshores | 20        | 0        | 20       | 0        | 82        | 247       | 0          |

**NORTH AMERICAN LACROSSE ASSOCIATION  
CAN-AM SENIOR 'B' LACROSSE LEAGUE**

**1969-1976  
1978-**

|              |                                     |   |
|--------------|-------------------------------------|---|
| <b>2000-</b> | <b>Newtown Golden Eagles</b>        |   |
| 2000-2001    | Oswego Hawks                        | <i>folded</i>                             |
| 2000-2001    | Pinewoods Athletic Club             | <i>renamed Smoke</i>                      |
| <b>2000-</b> | <b>Tonawanda Braves</b>             |   |
| 2001-2001    | Fort Erie Hawks                     | <i>folded</i>                             |
| 2001-2001    | Oneida Silverhawks                  | <i>folded</i>                             |
| <b>2001-</b> | <b>Onondaga Redhawks</b>            |   |
| 2001-2001    | Six Nations Mohawk Stars            | <i>folded</i>                             |
| 2002-2005    | Niagara Hawks                       | <i>suspended operations</i>               |
| 2002-2017    | Pinewoods Smoke                     | <i>folded</i>                             |
| 2003-2005    | Mohawk Storm                        | <i>folded</i>                             |
| 2003-2003    | Six Nations Braves                  | <i>folded</i>                             |
| 2006-2009    | Six Nations Sting                   | <i>folded</i>                             |
| 2006-2016    | Allegany Arrows                     | <i>folded in mid-season</i>               |
| 2007-2007    | Buffalo Creek Lacrosse Club         | <i>renamed Buffalo Creek Thunder</i>      |
| 2007-2010    | Niagara Hawks                       | <i>suspended operations</i>               |
| 2007-2007    | Steamburg Hellbenders               | <i>renamed Coldspring Hellbenders</i>     |
| 2008-2022    | Buffalo Creek Thunder               | <i>folded</i>                             |
| 2008-2008    | Coldspring Hellbenders              | <i>folded</i>                             |
| 2008-2013    | Rochester Greywolves                | <i>folded</i>                             |
| 2011-2017    | Six Nations Slash                   | <i>folded</i>                             |
| 2012-2012    | Niagara Hawks                       | <i>folded</i>                             |
| <b>2012-</b> | <b>Tuscarora Tomahawks</b>          |   |
| 2015-2018    | Cattaraugus Native Sons             | <i>folded</i>                             |
| <b>2017-</b> | <b>Allegany Arrows</b>              |   |
| 2017-2022    | Rochester River Monsters            | <i>folded</i>                             |
| 2019-2022    | Akwesasne Bucks                     | <i>joined Three Nations Senior League</i> |
| 2019-2019    | Hamilton Tigers                     | <i>folded prior to season</i>             |
| 2019-2019    | Pelham Raiders                      | <i>folded prior to season</i>             |
| <b>2024-</b> | <b>Grand River Warriors</b>         |   |
| <b>2024-</b> | <b>More Dudes Lacrosse (Albany)</b> |   |

**1971 NORTH AMERICAN LACROSSE ASSOCIATION**

|                    | <u>GP</u> | <u>W</u> | <u>L</u> | <u>T</u> | <u>GF</u> | <u>GA</u> | <u>PTS</u> |
|--------------------|-----------|----------|----------|----------|-----------|-----------|------------|
| Onondaga Warriors  | 20        | 16       | 4        | 0        | 285       | 175       | 32         |
| Rochester          | 20        | 13       | 7        | 0        | 285       | 206       | 26         |
| Niagara Falls      | 20        | 12       | 8        | 0        | 289       | 205       | 24         |
| Six Nations Braves | 20        | 10       | 10       | 0        | 303       | 216       | 20         |
| Newtown            | 20        | 9        | 11       | 0        | 295       | 267       | 18         |
| Tonawanda          | 20        | 0        | 20       | 0        | 137       | 525       | 0          |

**1980 CAN-AM SENIOR LACROSSE LEAGUE**

|                        | <u>GP</u> | <u>W</u> | <u>L</u> | <u>T</u> | <u>GF</u> | <u>GA</u> | <u>PTS</u> |
|------------------------|-----------|----------|----------|----------|-----------|-----------|------------|
| <b>EAST DIVISION</b>   |           |          |          |          |           |           |            |
| Montréal International |           |          |          |          |           |           |            |
| Akwesasne Warriors     |           |          |          |          |           |           |            |
| Caughnawaga Indians    |           |          |          |          |           |           |            |
| Cornwall Thunderbirds  |           |          |          |          |           |           |            |
| <b>WEST DIVISION</b>   |           |          |          |          |           |           |            |
| Syracuse Warriors      |           |          |          |          |           |           |            |
| Niagara Falls Arrows   |           |          |          |          |           |           |            |
| Newtown Golden Eagles  |           |          |          |          |           |           |            |
| Ohsweken Warriors      |           |          |          |          |           |           |            |

**1998 CAN-AM SENIOR 'B' LACROSSE LEAGUE**

|                         | <u>GP</u> | <u>W</u> | <u>L</u> | <u>T</u> | <u>GF</u> | <u>GA</u> | <u>PTS</u> |
|-------------------------|-----------|----------|----------|----------|-----------|-----------|------------|
| Newtown Golden Eagles*  | 8         | 7        | 1        | 0        | 129       | 82        | 14         |
| Hagersville Warriors    | 8         | 5        | 3        | 0        | 99        | 99        | 10         |
| Tuscarora Thunderhawks  | 8         | 2        | 6        | 0        | 81        | 101       | 4          |
| Pinewoods Athletic Club | 8         | 2        | 6        | 0        | 74        | 91        | 4          |

**PLAYOFFS**

Newtown Golden Eagles defeated Pinewoods Athletic Club 3 games to 1

Hagersville Warriors defeated Tuscarora Thunderhawks 4 games to 3

Newtown Golden Eagles defeated Hagersville Warriors 4 games to 0 (13-7, 23-7, 30-10, 18-11)

**2000 CAN-AM SENIOR 'B' LACROSSE LEAGUE**

|                         | <u>GP</u> | <u>W</u> | <u>L</u> | <u>T</u> | <u>GF</u> | <u>GA</u> | <u>PTS</u> |
|-------------------------|-----------|----------|----------|----------|-----------|-----------|------------|
| Newtown Golden Eagles*  | 24        | 23       | 1        | 0        | 398       | 115       | 46         |
| Pinewoods Athletic Club | 24        | 12       | 12       | 0        | 285       | 272       | 24         |
| Tonawanda Braves        | 24        | 6        | 18       | 0        | 194       | 354       | 12         |
| Oswego Hawks            | 24        | 2        | 22       | 0        | 185       | 394       | 4          |

**PLAYOFFS**

Newtown Golden Eagles defeated Oswego Hawks 2 games to 0 (24-3, 18-9)

Pinewoods Athletic Club defeated Tonawanda Braves 2 games to 1 (12-14, 8-6, 8-7)

Newtown Golden Eagles defeated Pinewoods Athletic Club 4 games to 0 (12-1, 18-8, 16-2, 18-7)

**2001 CAN-AM SENIOR 'B' LACROSSE LEAGUE**

|                          | <u>GP</u> | <u>W</u> | <u>L</u> | <u>T</u> | <u>GF</u> | <u>GA</u> | <u>PTS</u> |
|--------------------------|-----------|----------|----------|----------|-----------|-----------|------------|
| Newtown Golden Eagles*   | 24        | 23       | 1        | 0        | 291       | 129       | 46         |
| Onondaga Redhawks        | 24        | 19       | 5        | 0        | 337       | 189       | 38         |
| Six Nations Mohawk Stars | 24        | 18       | 6        | 0        | 351       | 149       | 36         |
| Fort Erie Hawks          | 24        | 11       | 13       | 0        | 199       | 274       | 22         |
| Pinewoods Athletic Club  | 24        | 10       | 13       | 1        | 212       | 261       | 21         |
| Tonawanda Braves         | 24        | 9        | 14       | 1        | 213       | 230       | 19         |
| Oneida Silverhawks       | 24        | 3        | 21       | 0        | 90        | 412       | 6          |
| Oswego Hawks             | 24        | 1        | 23       | 0        | 47        | 120       | 2          |

PLAYOFFS

Onondaga Redhawks defeated Oneida Silverhawks 2 games to 0 (30-4, 28-3)  
Six Nation Mohawk Stars defeated Tonawanda Braves 2 games to 0 (19-2, 13-8)  
Pinewoods Athletic Club defeated Fort Erie Hawks 2 games to 0 (15-7, 14-10)

Newtown Golden Eagles defeated Pinewoods Athletic Club 2 games to 0 (7-6, 10-3)  
Onondaga Redhawks defeated Six Nations Mohawk Stars 2 games to 0 (9-8, 11-10)

Newtown Golden Eagles defeated Onondaga Redhawks 4 games to 2 (9-10, 13-8, 8-5, 14-10, 4-9, 11-10)

2002 CAN-AM SENIOR 'B' LACROSSE LEAGUE

|                        | <u>GP</u> | <u>W</u> | <u>L</u> | <u>T</u> | <u>GF</u> | <u>GA</u> | <u>PTS</u> |
|------------------------|-----------|----------|----------|----------|-----------|-----------|------------|
| Newtown Golden Eagles* | 16        | 13       | 3        | 0        | 221       | 117       | 26         |
| Onondaga Redhawks      | 16        | 12       | 4        | 0        | 206       | 115       | 24         |
| Niagara Hawks          | 16        | 11       | 5        | 0        | 205       | 131       | 20         |
| Pinewoods Smoke        | 16        | 2        | 14       | 0        | 112       | 218       | 4          |
| Tonawanda Braves       | 16        | 2        | 14       | 0        | 69        | 232       | 4          |

PLAYOFFS

Newtown Golden Eagles defeated Pinewoods Smoke 3 games to 0 (16-3, 6-4, 11-6)  
Onondaga Redhawks defeated Niagara Hawks 3 games to 2 (8-13, 11-12, 17-7, 9-6, 9-7)

Newtown Golden Eagles defeated Onondaga Redhawks 3 games to 0 (10-9, 9-6, 6-4)

2003 CAN-AM SENIOR 'B' LACROSSE LEAGUE

|                        | <u>GP</u> | <u>W</u> | <u>L</u> | <u>T</u> | <u>GF</u> | <u>GA</u> | <u>PTS</u> |
|------------------------|-----------|----------|----------|----------|-----------|-----------|------------|
| Onondaga Redhawks      | 12        | 10       | 2        | 0        | 167       | 114       | 20         |
| Newtown Golden Eagles* | 12        | 9        | 3        | 0        | 174       | 70        | 18         |
| Niagara Hawks          | 12        | 8        | 4        | 0        | 137       | 124       | 16         |
| Mohawk Storm           | 12        | 7        | 5        | 0        | 138       | 121       | 14         |
| Pinewoods Smoke        | 12        | 4        | 8        | 0        | 105       | 137       | 8          |
| Six Nations Braves     | 12        | 2        | 10       | 0        | 95        | 162       | 4          |
| Tonawanda Braves       | 12        | 2        | 10       | 0        | 93        | 181       | 4          |

PLAYOFFS

Onondaga Redhawks defeated Mohawk Storm 4 games to 0 (14-9, 12-4, 12-10, 12-6)  
Newtown Golden Eagles defeated Niagara Hawks 4 games to 0 (11-9, 19-6, 19-5, 10-7)

Newtown Golden Eagles defeated Onondaga Redhawks 4 games to 1 (9-11, 14-11, 11-8, 16-15, 9-6)

2004 CAN-AM SENIOR 'B' LACROSSE LEAGUE

| EAST DIVISION          | <u>GP</u> | <u>W</u> | <u>L</u> | <u>T</u> | <u>GF</u> | <u>GA</u> | <u>PTS</u> |
|------------------------|-----------|----------|----------|----------|-----------|-----------|------------|
| Onondaga Redhawks      | 14        | 9        | 5        | 0        | 209       | 131       | 18         |
| Pinewoods Smoke        | 14        | 6        | 8        | 0        | 142       | 146       | 14         |
| Tonawanda Braves       | 14        | 0        | 14       | 0        | 75        | 234       | 0          |
| WEST DIVISION          | <u>GP</u> | <u>W</u> | <u>L</u> | <u>T</u> | <u>GF</u> | <u>GA</u> | <u>PTS</u> |
| Newtown Golden Eagles* | 14        | 11       | 3        | 0        | 153       | 94        | 22         |
| Mohawk Storm           | 14        | 10       | 4        | 0        | 158       | 126       | 20         |
| Niagara Hawks          | 14        | 6        | 8        | 0        | 129       | 135       | 12         |

PLAYOFFS

Pinewoods Smoke defeated Tonawanda Braves 2 games to 0 (10-8, 18-5)  
Mohawk Storm defeated Niagara Hawks 2 games to 1 (9-10, 6-7\*, 7-5)

*\*forfeited by Niagara*

Onondaga Redhawks defeated Pinewoods Smoke 3 games to 1 (13-8, 10-13, 13-6, 10-8)  
Newtown Golden Eagles defeated Mohawk Storm 3 games to 1 (18-7, 11-12, 10-4, 14-9)

Newtown Golden Eagles defeated Onondaga Redhawks 3 games to 0 (14-6, 13-4, 14-8)

**2005 CAN-AM SENIOR 'B' LACROSSE LEAGUE**

| EAST DIVISION      | <u>GP</u> | <u>W</u> | <u>L</u> | <u>T</u> | <u>GF</u> | <u>GA</u> | <u>PTS</u> |
|--------------------|-----------|----------|----------|----------|-----------|-----------|------------|
| Onondaga Redhawks* | 14        | 12       | 2        | 0        | 190       | 75        | 24         |
| Pinewoods Smoke    | 14        | 3        | 11       | 0        | 91        | 179       | 6          |
| Tonawanda Braves   | 14        | 2        | 12       | 0        | 69        | 151       | 4          |

| WEST DIVISION         | <u>GP</u> | <u>W</u> | <u>L</u> | <u>T</u> | <u>GF</u> | <u>GA</u> | <u>PTS</u> |
|-----------------------|-----------|----------|----------|----------|-----------|-----------|------------|
| Newtown Golden Eagles | 14        | 11       | 3        | 0        | 129       | 84        | 22         |
| Niagara Hawks         | 14        | 8        | 6        | 0        | 117       | 103       | 16         |
| Mohawk Storm          | 14        | 6        | 8        | 0        | 111       | 115       | 12         |

**PLAYOFFS**

Pinewoods Smoke defeated Tonawanda Braves 2 games to 0 (11-10, 7-6)

Niagara Hawks defeated Mohawk Storm 2 games to (4-3, 10-6)

Onondaga Redhawks defeated Pinewoods Smoke 2 games to 0 (18-6, 20-11)

Newtown Golden Eagles defeated Niagara Hawks 2 games to 0 (9-7, 12-8)

Onondaga Redhawks defeated Newtown Golden Eagles 4 games to 0 (12-8, 7-3, 14-9, 12-7)

**2006 CAN-AM SENIOR 'B' LACROSSE LEAGUE**

| EAST DIVISION      | <u>GP</u> | <u>W</u> | <u>L</u> | <u>T</u> | <u>GF</u> | <u>GA</u> | <u>PTS</u> |
|--------------------|-----------|----------|----------|----------|-----------|-----------|------------|
| Onondaga Redhawks* | 14        | 13       | 1        | 0        | 186       | 106       | 26         |
| Tonawanda Braves   | 14        | 3        | 11       | 0        | 106       | 154       | 6          |
| Pinewoods Smoke    | 14        | 2        | 12       | 0        | 99        | 189       | 4          |

| WEST DIVISION         | <u>GP</u> | <u>W</u> | <u>L</u> | <u>T</u> | <u>GF</u> | <u>GA</u> | <u>PTS</u> |
|-----------------------|-----------|----------|----------|----------|-----------|-----------|------------|
| Newtown Golden Eagles | 14        | 11       | 3        | 0        | 138       | 84        | 22         |
| Six Nations Sting     | 14        | 10       | 4        | 0        | 172       | 100       | 20         |
| Allegany Arrows       | 14        | 3        | 11       | 0        | 99        | 178       | 6          |

**PLAYOFFS**

Tonawanda Braves defeated Pinewoods Smoke 2 games to 1 (8-7, 10-11, 11-3)

Six Nations Sting defeated Allegany Arrows 2 games to 0 (13-4, 5-0)

Onondaga Redhawks defeated Tonawanda Braves 2 games to 1 (7-10, 12-9, 11-2)

Six Nations Sting defeated Newtown Golden Eagles 2 games to 1 (9-11, 5-4, 9-8)

Onondaga Redhawks defeated Six Nations Sting 4 games to 1 (13-8, 9-8, 11-9, 7-10, 9-4)

**2007 CAN-AM SENIOR 'B' LACROSSE LEAGUE**

|                             | <u>GP</u> | <u>W</u> | <u>L</u> | <u>T</u> | <u>GF</u> | <u>GA</u> | <u>PTS</u> |
|-----------------------------|-----------|----------|----------|----------|-----------|-----------|------------|
| Six Nations Sting           | 16        | 13       | 1        | 2        | 192       | 80        | 28         |
| Newtown Golden Eagles       | 16        | 12       | 2        | 2        | 216       | 96        | 26         |
| Onondaga Redhawks           | 16        | 12       | 4        | 0        | 240       | 110       | 24         |
| Niagara Hawks               | 16        | 11       | 5        | 0        | 182       | 123       | 22         |
| Tonawanda Braves            | 16        | 7        | 9        | 0        | 127       | 145       | 14         |
| Pinewoods Smoke             | 16        | 7        | 9        | 0        | 146       | 122       | 14         |
| Allegany Arrows             | 16        | 5        | 11       | 0        | 160       | 152       | 10         |
| Buffalo Creek Lacrosse Club | 16        | 3        | 13       | 0        | 97        | 209       | 6          |
| Steamburg Hellbenders       | 16        | 0        | 16       | 0        | 39        | 362       | 0          |

**PLAYOFFS**

Buffalo Creek Lacrosse Club defeated Steamburg Hellbenders 1 game to 0 (20-0)

Six Nations Sting defeated Buffalo Creek 2 games to 0 (13-2, 16-3)

Newtown Golden Eagles defeated Allegany Arrows 2 games to 1 (18-5, 9-8, 14-1)

Onondaga Redhawks defeated Pinewoods Smoke 2 games to 0 (16-4, 11-5)

Niagara Hawks defeated Tonawanda Braves 2 games to 0 (26-2, 15-6)

Six Nations Sting defeated Niagara Hawks 2 games to 1 (13-7, 9-10, 11-8)

Newtown Golden Eagles defeated Onondaga Redhawks 2 games to 0 (15-5, 9-8)

Six Nations Sting defeated Newtown Golden Eagles 4 games to 3 (7-10, 7-4, 11-8, 7-8, 14-8, 8-11, 10-9)

**2008 CAN-AM SENIOR 'B' LACROSSE LEAGUE**

|                        | <u>GP</u> | <u>W</u> | <u>L</u> | <u>T</u> | <u>GF</u> | <u>GA</u> | <u>PTS</u> |
|------------------------|-----------|----------|----------|----------|-----------|-----------|------------|
| Six Nations Sting*     | 18        | 17       | 0        | 1        | 233       | 84        | 33         |
| Onondaga Redhawks      | 18        | 14       | 4        | 0        | 223       | 115       | 28         |
| Newtown Golden Eagles  | 18        | 13       | 4        | 1        | 230       | 127       | 27         |
| Niagara Hawks          | 17        | 11       | 4        | 2        | 179       | 135       | 24         |
| Pinewoods Smoke        | 18        | 9        | 9        | 0        | 176       | 161       | 18         |
| Allegany Arrows        | 18        | 8        | 10       | 0        | 176       | 165       | 16         |
| Rochester Greywolves   | 18        | 7        | 11       | 0        | 159       | 143       | 14         |
| Tonawanda Braves       | 18        | 6        | 12       | 0        | 154       | 148       | 12         |
| Buffalo Creek Thunder  | 18        | 2        | 16       | 0        | 72        | 247       | 4          |
| Coldspring Hellbenders | 17        | 0        | 17       | 0        | 63        | 342       | 0          |

**PLAYOFFS**

Six Nations Sting defeated Tonawanda Braves 2 games to 0 (12-3, 8-5)

Onondaga Redhawks defeated Rochester Greywolves 2 games to 0 (15-5, 12-8)

Newtown Golden Eagles defeated Allegany Arrows 2 games to 0 (16-3, 5-0\*)

Niagara Hawks defeated Pinewoods Smoke 2 games to 1 (11-15, 12-11, 9-5)

\* forfeited by Allegany

Six Nations Sting defeated Niagara Hawks 2 games to 1 (7-6, 11-12, 10-7)

Onondaga Redhawks defeated Newtown Golden Eagles 2 games to 1 (8-10, 11-7, 7-3)

Six Nations Sting defeated Onondaga Redhawks 4 games to 2 (7-5, 12-4, 4-9, 5-13, 12-6, 8-6)

**2009 CAN-AM SENIOR 'B' LACROSSE LEAGUE**

|                       | <u>GP</u> | <u>W</u> | <u>L</u> | <u>T</u> | <u>GF</u> | <u>GA</u> | <u>PTS</u> |
|-----------------------|-----------|----------|----------|----------|-----------|-----------|------------|
| Onondaga Redhawks     | 16        | 15       | 1        | 0        | 218       | 106       | 30         |
| Six Nations Sting     | 16        | 12       | 4        | 0        | 233       | 121       | 24         |
| Newtown Golden Eagles | 16        | 11       | 5        | 0        | 218       | 160       | 22         |
| Niagara Hawks*        | 16        | 10       | 6        | 0        | 171       | 118       | 20         |
| Pinewoods Smoke       | 16        | 9        | 7        | 0        | 160       | 143       | 18         |
| Tonawanda Braves      | 16        | 6        | 10       | 0        | 127       | 183       | 12         |
| Rochester Greywolves  | 16        | 4        | 12       | 0        | 142       | 169       | 8          |
| Allegany Arrows       | 16        | 3        | 13       | 0        | 133       | 218       | 6          |
| Buffalo Creek Thunder | 16        | 0        | 16       | 0        | 94        | 268       | 0          |

**PLAYOFFS**

Onondaga Redhawks defeated Buffalo Creek Thunder 2 games to 0 (36-8, 23-3)

Newtown Golden Eagles defeated Allegany Arrows 2 games to 0 (16-2, 20-11)

Niagara Hawks defeated Rochester Greywolves 2 games to 0 (18-6, 22-8)

Pinewoods Smoke defeated Tonawanda Braves 2 games to 0 (16-1, 11-9)

Onondaga Redhawks defeated Pinewoods Smoke 3 games to 0 (11-9, 16-13, 16-8)

Niagara Hawks defeated Newtown Golden Eagles 3 games to 0 (16-8, 20-5, 14-9)

Niagara Hawks defeated Onondaga Redhawks 4 games to 2 (6-13, 6-3, 8-7, 9-8, 6-13, 12-8)

**2010 CAN-AM SENIOR 'B' LACROSSE LEAGUE**

|                       | <u>GP</u> | <u>W</u> | <u>L</u> | <u>T</u> | <u>GF</u> | <u>GA</u> | <u>PTS</u> |
|-----------------------|-----------|----------|----------|----------|-----------|-----------|------------|
| Onondaga Redhawks*    | 14        | 13       | 1        | 0        | 214       | 92        | 26         |
| Niagara Hawks         | 14        | 12       | 2        | 0        | 216       | 98        | 24         |
| Newtown Golden Eagles | 14        | 9        | 5        | 0        | 190       | 131       | 18         |
| Pinewoods Smoke       | 14        | 9        | 5        | 0        | 181       | 127       | 18         |
| Rochester Greywolves  | 14        | 6        | 8        | 0        | 172       | 185       | 12         |
| Tonawanda Braves      | 14        | 3        | 11       | 0        | 91        | 173       | 6          |
| Buffalo Creek Thunder | 14        | 2        | 12       | 0        | 111       | 227       | 4          |
| Allegany Arrows       | 14        | 2        | 12       | 0        | 92        | 234       | 4          |

**PLAYOFFS**

Onondaga Redhawks defeated Allegany Arrows by default 2 games to 0 (DNP, DNP)  
 Niagara Hawks defeated Buffalo Creek Thunder 2 games to 0 (18-3, 19-3)  
 Tonawanda Braves defeated Newtown Golden Eagles 2 games to 1 (10-14, 7-6, 11-5)  
 Pinewoods Smoke defeated Rochester Greywolves 2 games to 0 (15-12, 12-8)

Onondaga Redhawks defeated Tonawanda Braves 2 games to 0 (26-3, 16-8)  
 Niagara Hawks defeated Pinewoods Smoke 2 games to 0 (9-7, 14-3)

Onondaga Redhawks defeated Niagara Hawks 2 games to 0 (9-7, 9-7)

**2011 CAN-AM SENIOR 'B' LACROSSE LEAGUE**

|                        | <u>GP</u> | <u>W</u> | <u>L</u> | <u>T</u> | <u>GF</u> | <u>GA</u> | <u>PTS</u> |
|------------------------|-----------|----------|----------|----------|-----------|-----------|------------|
| Newtown Golden Eagles* | 14        | 14       | 0        | 0        | 242       | 98        | 28         |
| Pinewoods Smoke        | 14        | 11       | 3        | 0        | 193       | 142       | 22         |
| Six Nations Slash      | 14        | 9        | 5        | 0        | 188       | 123       | 18         |
| Onondaga Redhawks      | 14        | 6        | 8        | 0        | 180       | 155       | 12         |
| Rochester Greywolves   | 14        | 6        | 8        | 0        | 143       | 180       | 12         |
| Buffalo Creek Thunder  | 14        | 5        | 9        | 0        | 139       | 185       | 10         |
| Allegany Arrows        | 14        | 4        | 10       | 0        | 119       | 199       | 8          |
| Tonawanda Braves       | 14        | 1        | 13       | 0        | 108       | 230       | 2          |

**PLAYOFFS**

Newtown Golden Eagles defeated Tonawanda Braves 2 games to 0 (14-6, 12-6)  
 Pinewoods Smoke defeated Allegany Arrows 2 games to 0 (15-8, 21-13)  
 Six Nations Slash defeated Buffalo Creek Thunder 2 games to 0 (15-5, 13-9)  
 Onondaga Redhawks defeated Rochester Greywolves 2 games to 1 (8-12, 17-5, 16-7)

Newtown Golden Eagles defeated Onondaga Redhawks 3 games to 0 (9-8, 5-4, 16-13)  
 Six Nations Slash defeated Pinewoods Smoke 3 games to 1 (11-7, 13-3, 6-11, 11-6)

Newtown Golden Eagles defeated Six Nations Slash 4 games to 1 (15-4, 17-16, 12-11, 10-12, 18-9)

**2012 CAN-AM SENIOR 'B' LACROSSE LEAGUE**

|                       | <u>GP</u> | <u>W</u> | <u>L</u> | <u>T</u> | <u>GF</u> | <u>GA</u> | <u>PTS</u> |
|-----------------------|-----------|----------|----------|----------|-----------|-----------|------------|
| Newtown Golden Eagles | 18        | 16       | 2        | 0        | 271       | 126       | 32         |
| Onondaga Redhawks*    | 18        | 15       | 2        | 1        | 272       | 123       | 31         |
| Six Nations Slash     | 18        | 13       | 5        | 0        | 271       | 161       | 26         |
| Tuscarora Tomahawks   | 18        | 11       | 6        | 1        | 238       | 167       | 23         |
| Rochester Greywolves  | 18        | 9        | 8        | 1        | 187       | 206       | 19         |
| Pinewoods Smoke       | 18        | 9        | 9        | 0        | 190       | 200       | 18         |
| Niagara Hawks         | 18        | 7        | 11       | 0        | 177       | 197       | 14         |
| Buffalo Creek Thunder | 18        | 6        | 11       | 1        | 172       | 203       | 13         |
| Tonawanda Braves      | 18        | 2        | 16       | 0        | 158       | 308       | 4          |
| Allegany Arrows       | 18        | 1        | 17       | 0        | 102       | 350       | 2          |

**PLAYOFFS**

Newtown Golden Eagles defeated Buffalo Creek Thunder 2 games to 0 (18-8, 15-3)  
 Onondaga Redhawks defeated Niagara Hawks 2 games to 0 (12-2, 20-5)  
 Six Nations Slash defeated Pinewoods Smoke 2 games to 0 (16-5, 11-5)  
 Tuscarora Tomahawks defeated Rochester Greywolves 2 games to 1 (15-8, 12-15, 15-6)

Newtown Golden Eagles defeated Tuscarora Tomahawks 3 games to 1 (9-13, 13-9, 17-9, 10-7)  
 Onondaga Redhawks defeated Six Nations Slash 3 games to 1 (17-5, 8-11, 15-6, 15-8)

Onondaga Redhawks defeated Newtown Golden Eagles 3 games to 0 (15-14, 14-5, 9-6)

### 2013 CAN-AM SENIOR 'B' LACROSSE LEAGUE

|                       | <u>GP</u> | <u>W</u> | <u>L</u> | <u>T</u> | <u>GF</u> | <u>GA</u> | <u>PTS</u> |
|-----------------------|-----------|----------|----------|----------|-----------|-----------|------------|
| Newtown Golden Eagles | 16        | 15       | 1        | 0        | 245       | 109       | 30         |
| Onondaga Redhawks*    | 16        | 13       | 3        | 0        | 238       | 108       | 26         |
| Tuscarora Tomahawks   | 16        | 12       | 4        | 0        | 202       | 141       | 24         |
| Six Nations Slash     | 16        | 8        | 8        | 0        | 161       | 161       | 16         |
| Pinewoods Smoke       | 16        | 7        | 9        | 0        | 155       | 171       | 14         |
| Tonawanda Braves      | 16        | 6        | 10       | 0        | 154       | 187       | 12         |
| Rochester Greywolves  | 16        | 6        | 10       | 0        | 142       | 209       | 12         |
| Buffalo Creek Thunder | 16        | 5        | 11       | 0        | 150       | 187       | 10         |
| Allegany Arrows       | 16        | 0        | 16       | 0        | 85        | 259       | 0          |

#### PLAYOFFS

Tuscarora Tomahawks defeated Tonawanda Braves 2 games to 0 (11-4, 13-2)

Six Nations Slash defeated Pinewoods Smoke 2 games to (15-8, 15-9)

Newtown Golden Eagles defeated Six Nations Slash 3 games to (10-5, 14-7, 19-11)

Onondaga Redhawks defeated Tuscarora Tomahawks 3 games to 1 (8-10, 21-6, 10-9, 11-9)

Onondaga Redhawks defeated Newtown Golden Eagles 4 games to 1 (15-14, 9-11, 12-9, 9-5, 12-11)

### 2014 CAN-AM SENIOR 'B' LACROSSE LEAGUE

|                       | <u>GP</u> | <u>W</u> | <u>L</u> | <u>T</u> | <u>GF</u> | <u>GA</u> | <u>PTS</u> |
|-----------------------|-----------|----------|----------|----------|-----------|-----------|------------|
| Newtown Golden Eagles | 14        | 13       | 1        | 0        | 246       | 103       | 26         |
| Onondaga Redhawks*    | 14        | 12       | 2        | 0        | 240       | 113       | 24         |
| Six Nations Slash     | 14        | 10       | 4        | 0        | 218       | 156       | 20         |
| Tuscarora Tomahawks   | 14        | 9        | 5        | 0        | 175       | 121       | 18         |
| Tonawanda Braves      | 14        | 4        | 9        | 1        | 133       | 201       | 9          |
| Buffalo Creek Thunder | 14        | 4        | 10       | 0        | 103       | 193       | 8          |
| Pinewoods Smoke       | 14        | 2        | 11       | 1        | 120       | 221       | 5          |
| Allegany Arrows       | 14        | 1        | 13       | 0        | 129       | 252       | 2          |

#### PLAYOFFS

Newtown Golden Eagles received bye when Pinewoods Smoke withdrew from playoffs

Onondaga Redhawks defeated Allegany Arrows 26-5

Six Nations Slash defeated Buffalo Creek Thunder 2 games to 0 (23-13, 11-9)

Tuscarora Tomahawks defeated Tonawanda Braves 2 games to 0 (15-10, 16-6)

Newtown Golden Eagles defeated Tuscarora Tomahawks 3 games to 1 (6-7 OT, 18-5, 10-8, 10-6)

Onondaga Redhawks defeated Six Nations Slash 3 games to 2 (9-6, 4-9, 4-9, 17-8, 19-3)

Onondaga Redhawks defeated Newtown Golden Eagles 4 games to 0 (16-9, 11-5, 13-12 OT, 12-4)

### 2015 CAN-AM SENIOR 'B' LACROSSE LEAGUE

|                         | <u>GP</u> | <u>W</u> | <u>L</u> | <u>T</u> | <u>GF</u> | <u>GA</u> | <u>PTS</u> |
|-------------------------|-----------|----------|----------|----------|-----------|-----------|------------|
| Onondaga Redhawks*      | 16        | 13       | 3        | 0        | 247       | 139       | 26         |
| Newtown Golden Eagles   | 16        | 12       | 4        | 0        | 217       | 128       | 24         |
| Cattaraugus Native Sons | 16        | 11       | 5        | 0        | 221       | 192       | 22         |
| Allegany Arrows         | 16        | 10       | 6        | 0        | 249       | 166       | 20         |
| Six Nations Slash       | 16        | 9        | 7        | 0        | 201       | 185       | 18         |
| Pinewoods Smoke         | 16        | 7        | 9        | 0        | 160       | 181       | 14         |
| Tuscarora Tomahawks     | 16        | 6        | 9        | 0        | 202       | 198       | 12         |
| Tonawanda Braves        | 16        | 4        | 12       | 0        | 174       | 230       | 8          |
| Buffalo Creek Thunder   | 16        | 0        | 16       | 0        | 91        | 339       | 0          |

#### PLAYOFFS

Onondaga Redhawks defeated Tonawanda Braves 2 games to 0 (14-9, 12-7)

Newtown Golden Eagles defeated Tuscarora Tomahawks 2 games to 0 (17-7, 11-10)

Cattaraugus Native Sons defeated Pinewoods Smoke 2 games to 0 (22-13, 14-12)

Allegany Arrows defeated Six Nations Slash 2 games to 1 (17-7, 11-13, 18-17)

Onondaga Redhawks defeated Allegany Arrows 3 games to 0 (13-6, 16-14, 16-10)

Cattaraugus Native Sons defeated Newtown Golden Eagles 3 games to 0 (12-8, 9-8, 15-9)

Onondaga Redhawks defeated Cattaraugus Native Sons 4 games to 1 (10-4, 10-11, 7-3, 6-5, 12-11 OT)



**2016 CAN-AM SENIOR 'B' LACROSSE LEAGUE**

|                          | <u>GP</u> | <u>W</u> | <u>L</u> | <u>T</u> | <u>GF</u> | <u>GA</u> | <u>PTS</u> |
|--------------------------|-----------|----------|----------|----------|-----------|-----------|------------|
| Onondaga Redhawks        | 13        | 12       | 1        | 0        | 209       | 97        | 24         |
| Cattaraugus Native Sons* | 13        | 11       | 1        | 1        | 204       | 95        | 23         |
| Pinewoods Smoke          | 12        | 9        | 3        | 0        | 154       | 122       | 18         |
| Newtown Golden Eagles    | 13        | 6        | 6        | 1        | 177       | 115       | 13         |
| Six Nations Slash        | 12        | 6        | 6        | 0        | 137       | 85        | 12         |
| Tuscarora Tomahawks      | 12        | 6        | 6        | 0        | 153       | 130       | 8          |
| Tonawanda Braves         | 12        | 3        | 9        | 0        | 90        | 193       | 6          |
| Buffalo Creek Thunder    | 11        | 1        | 10       | 0        | 71        | 188       | 2          |
| Allegany Arrows          | 12        | 0        | 12       | 0        | 90        | 198       | 0          |

*Allegany Arrows folded in mid-season in June 2016; final standings incomplete*

**PLAYOFFS**

Onondaga Redhawks defeated Buffalo Creek Thunder 2 games to 0 (20-2, 19-5)

Cattaraugus Native Sons defeated Tonawanda Braves 2 games to 0 (23-0, 26-3)

Pinewoods Smoke defeated Tuscarora Tomahawks 2 games to 0 (12-10, 15-8)

Newtown Golden Eagles defeated Six Nations Slash 2 games to 1 (11-12, 12-10 OT, 12-6)

Onondaga Redhawks defeated Newtown Golden Eagles 3 games to 1 (16-7, 12-8, 7-10, 13-10)

Cattaraugus Native Sons defeated Pinewoods Smoke 3 games to 2 (18-6, 17-10, 14-15, 8-9, 17-9)

Cattaraugus Native Sons defeated Onondaga Redhawks 4 games to 0 (14-8, 12-6, 11-7, 14-3)

**2017 CAN-AM SENIOR 'B' LACROSSE LEAGUE**

|                          | <u>GP</u> | <u>W</u> | <u>L</u> | <u>T</u> | <u>GF</u> | <u>GA</u> | <u>PTS</u> |
|--------------------------|-----------|----------|----------|----------|-----------|-----------|------------|
| <b>NORTH DIVISION</b>    |           |          |          |          |           |           |            |
| Cattaraugus Native Sons* | 17        | 17       | 0        | 0        | 289       | 104       | 34         |
| Six Nations Slash        | 17        | 8        | 9        | 0        | 199       | 187       | 16         |
| Allegany Arrows          | 18        | 7        | 10       | 1        | 196       | 205       | 15         |
| Rochester River Monsters | 18        | 2        | 16       | 0        | 152       | 353       | 4          |
| Buffalo Creek Thunder    | 17        | 1        | 16       | 0        | 118       | 344       | 2          |
| <b>SOUTH DIVISION</b>    |           |          |          |          |           |           |            |
| Pinewoods Smoke          | 18        | 15       | 3        | 0        | 270       | 125       | 30         |
| Tuscarora Tomahawks      | 17        | 11       | 6        | 0        | 205       | 141       | 22         |
| Onondaga Redhawks        | 16        | 10       | 5        | 1        | 251       | 170       | 21         |
| Newtown Golden Eagles    | 16        | 8        | 7        | 1        | 223       | 168       | 17         |
| Tonawanda Braves         | 16        | 4        | 11       | 1        | 144       | 250       | 9          |

*Final standings incomplete*

**PLAYOFFS**

Pinewoods Smoke defeated Allegany Arrows 2 games to 0 (15-4, 15-4)

Cattaraugus Native Sons defeated Tuscarora Tomahawks 2 games to 0 (23-4, 24-4)

Six Nations Slash defeated Onondaga Redhawks 2 games to 0 (15-24 forfeit, 12-6)

Tuscarora Tomahawks defeated Newtown Golden Eagles 2 games to 0 (11-8, 10-8)

Pinewoods Smoke defeated Tuscarora Tomahawks 3 games to 1 (10-7, P-T, 10-11, P-T)

Cattaraugus Native Sons defeated Six Nations Slash 3 games to 0 (18-9, 13-10, 13-12)

Cattaraugus Native Sons defeated Pinewoods Smoke 4 games to 2 (11-9 forfeit, 14-10, 18-5, 8-9, P-C, 9-7)

### 2018 CAN-AM SENIOR 'B' LACROSSE LEAGUE

|                          | <u>GP</u> | <u>W</u> | <u>L</u> | <u>T</u> | <u>GF</u> | <u>GA</u> | <u>PTS</u> |
|--------------------------|-----------|----------|----------|----------|-----------|-----------|------------|
| Tuscarora Tomahawks      | 14        | 14       | 0        | 0        | 219       | 89        | 28         |
| Allegany Arrows          | 14        | 12       | 2        | 0        | 214       | 119       | 24         |
| Onondaga Redhawks*       | 14        | 9        | 5        | 0        | 174       | 126       | 18         |
| Newtown Golden Eagles    | 14        | 7        | 7        | 0        | 197       | 167       | 14         |
| Tonawanda Braves         | 14        | 6        | 8        | 0        | 155       | 167       | 12         |
| Cattaraugus Native Sons  | 14        | 5        | 9        | 0        | 165       | 220       | 10         |
| Rochester River Monsters | 14        | 3        | 11       | 0        | 149       | 213       | 6          |
| Buffalo Creek Thunder    | 14        | 0        | 14       | 0        | 61        | 233       | 0          |

#### PLAYOFFS

Tuscarora Tomahawks defeated Newtown Golden Eagles 13-7

Onondaga Redhawks defeated Allegany Arrows 3 games to 0 (9-8, 10-7, 8-7)

Onondaga Redhawks defeated Tuscarora Tomahawks 4 games to 2 (13-9, 9-5, 4-14, 8-9, 18-8, 12-7)

### 2019 CAN-AM SENIOR 'B' LACROSSE LEAGUE

|                          | <u>GP</u> | <u>W</u> | <u>L</u> | <u>T</u> | <u>GF</u> | <u>GA</u> | <u>PTS</u> |
|--------------------------|-----------|----------|----------|----------|-----------|-----------|------------|
| Akwasasne Bucks*         | 14        | 12       | 2        | 0        | 199       | 107       | 24         |
| Tuscarora Tomahawks      | 14        | 10       | 4        | 0        | 210       | 116       | 20         |
| Newtown Golden Eagles    | 14        | 9        | 5        | 0        | 202       | 120       | 18         |
| Allegany Arrows          | 14        | 9        | 5        | 0        | 175       | 94        | 18         |
| Onondaga Redhawks        | 14        | 8        | 6        | 0        | 169       | 120       | 16         |
| Rochester River Monsters | 14        | 4        | 10       | 0        | 132       | 223       | 8          |
| Tonawanda Braves         | 14        | 3        | 11       | 0        | 143       | 248       | 6          |
| Buffalo Creek Thunder    | 14        | 1        | 13       | 0        | 70        | 272       | 2          |
| Hamilton Tigers          | 0         | 0        | 0        | 0        | 0         | 0         | 0          |
| Pelham Raiders           | 0         | 0        | 0        | 0        | 0         | 0         | 0          |

*Akwasasne Indians renamed Akwasasne Bucks prior to start of the season.*

*Hamilton Tigers and Pelham Raiders folded prior to season due to dispute between the Ontario Lacrosse Association and Can-Am Senior Lacrosse League.*

#### PLAYOFFS

Akwasasne Bucks defeated Buffalo Creek Thunder 2 games to 0 (30-6, 34-2)

Tuscarora Tomahawks defeated Tonawanda Braves 2 games to 0 (20-5, 25-9)

Newtown Golden Eagles defeated Rochester River Monsters 2 games to 0 (11-8, 13-8)

Allegany Arrows defeated Onondaga Redhawks 2 games to 1 (7-10, 7-6, 10-7)

Akwasasne Bucks defeated Allegany Arrows 3 game to 1 (9-6, 7-8, 11-9, 10-7)

Tuscarora Tomahawks defeated Newtown Golden Eagles 3 games to 0 (10-9, 13-9, 9-4)

Akwasasne Bucks defeated Tuscarora Tomahawks 4 games to 0 (10-7, 9-4, 11-7, 12-5)

### 2020 CAN-AM SENIOR 'B' LACROSSE LEAGUE

*Can-Am Senior Lacrosse League season postponed on April 22, 2020 due to the COVID-19 coronavirus pandemic*

### 2021 CAN-AM SENIOR 'B' LACROSSE LEAGUE

*Can-Am Senior Lacrosse League season postponed on April 18, 2021 due to the COVID-19 coronavirus pandemic*

**2022 CAN-AM SENIOR 'B' LACROSSE LEAGUE**

| EAST DIVISION            | <u>GP</u> | <u>W</u> | <u>L</u> | <u>T</u> | <u>GF</u> | <u>GA</u> | <u>PTS</u> |
|--------------------------|-----------|----------|----------|----------|-----------|-----------|------------|
| Akwesasne Bucks*         | 10        | 9        | 1        | 0        | 170       | 52        | 18         |
| Onondaga Redhawks        | 10        | 6        | 3        | 1        | 101       | 76        | 12         |
| Rochester River Monsters | 10        | 2        | 8        | 0        | 90        | 180       | 4          |
| Allegany Arrows          | 10        | 1        | 8        | 1        | 84        | 160       | 2          |
| WEST DIVISION            | <u>GP</u> | <u>W</u> | <u>L</u> | <u>T</u> | <u>GF</u> | <u>GA</u> | <u>PTS</u> |
| Newtown Golden Eagles    | 10        | 9        | 1        | 0        | 170       | 77        | 18         |
| Tonawanda Braves         | 10        | 6        | 4        | 0        | 166       | 136       | 12         |
| Tuscarora Tomahawks      | 10        | 5        | 5        | 0        | 123       | 124       | 10         |
| Buffalo Creek Thunder    | 10        | 1        | 9        | 0        | 52        | 151       | 2          |

**PLAYOFFS**

Tuscarora Tomahawks defeated Tonawanda Braves 2 games to 0 (15-14, 14-10)

Akwesasne Bucks defeated Onondaga Redhawks 2 games to 0 (12-3, A-O)

Newtown Golden Eagles defeated Tuscarora Tomahawks 2 games to 0 (12-9 OT, 13-11)

Akwesasne Bucks defeated Newtown Golden Eagles 3 games to 1 (15-7, 15-6, 7-8, 13-5)

**2023 CAN-AM SENIOR 'B' LACROSSE LEAGUE**

|                       | <u>GP</u> | <u>W</u> | <u>L</u> | <u>T</u> | <u>GF</u> | <u>GA</u> | <u>PTS</u> |
|-----------------------|-----------|----------|----------|----------|-----------|-----------|------------|
| Tonawanda Braves      | 16        | 12       | 4        | 0        |           |           | 24         |
| Onondaga Redhawks     | 16        | 9        | 7        | 0        |           |           | 18         |
| Allegany Arrows       | 16        | 8        | 8        | 0        |           |           | 16         |
| Newtown Golden Eagles | 16        | 7        | 9        | 0        |           |           | 14         |
| Tuscarora Tomahawks*  | 16        | 5        | 11       | 0        |           |           | 10         |

**PLAYOFFS**

Tuscarora Tomahawks defeated Newtown Golden Eagles 2 games to 1 (8-4, 6-7, 14-6)

Tuscarora Tomahawks defeated Tonawanda Braves 3 games to 1 (8-14, 13-5, 9-7, 15-9)

Allegany Arrows defeated Onondaga Redhawks 3 games to 0 (7-3, 11-5, 10-8)

Tuscarora Tomahawks defeated Allegany Arrows 3 games to 2 (7-14, 7-4, 14-8, 5-13, 8-7 OT)

**STANLEY 'BUTCH' JIMERSON CUP – PLAYOFF CHAMPIONS**

|      | <u>Champion</u>                | <u>Finalist</u>         |
|------|--------------------------------|-------------------------|
| 1990 | <b>Newtown Golden Eagles</b>   |                         |
| 1991 | <b>Newtown Golden Eagles</b>   |                         |
| 1992 | <b>Newtown Golden Eagles</b>   |                         |
| 1993 | <b>Tuscarora Hawks</b>         |                         |
| 1994 | <b>Tuscarora Hawks</b>         |                         |
| 1995 | <b>Hagersville Tigers</b>      |                         |
| 1996 | <b>Ohsweken Wolves</b>         |                         |
| 1997 | <b>Ohsweken Wolves</b>         |                         |
| 1998 | <b>Newtown Golden Eagles</b>   |                         |
| 1999 | <b>Newtown Golden Eagles</b>   |                         |
| 2000 | <b>Newtown Golden Eagles</b>   | Pinewoods Athletic Club |
| 2001 | <b>Newtown Golden Eagles</b>   | Onondaga Redhawks       |
| 2002 | <b>Newtown Golden Eagles</b>   | Onondaga Redhawks       |
| 2003 | <b>Newtown Golden Eagles</b>   | Onondaga Redhawks       |
| 2004 | <b>Newtown Golden Eagles</b>   | Onondaga Redhawks       |
| 2005 | <b>Onondaga Redhawks</b>       | Newtown Golden Eagles   |
| 2006 | <b>Onondaga Redhawks</b>       | Six Nations Sting       |
| 2007 | <b>Six Nations Sting</b>       | Newtown Golden Eagles   |
| 2008 | <b>Six Nations Sting</b>       | Onondaga Redhawks       |
| 2009 | <b>Niagara Hawks</b>           | Onondaga Redhawks       |
| 2010 | <b>Onondaga Redhawks</b>       | Niagara Hawks           |
| 2011 | <b>Newtown Golden Eagles</b>   | Six Nations Slash       |
| 2012 | <b>Onondaga Redhawks</b>       | Newtown Golden Eagles   |
| 2013 | <b>Onondaga Redhawks</b>       | Newtown Golden Eagles   |
| 2014 | <b>Onondaga Redhawks</b>       | Newtown Golden Eagles   |
| 2015 | <b>Onondaga Redhawks</b>       | Cattaraugus Native Sons |
| 2016 | <b>Cattaraugus Native Sons</b> | Onondaga Redhawks       |
| 2017 | <b>Cattaraugus Native Sons</b> | Pinewoods Smoke         |
| 2018 | <b>Onondaga Redhawks</b>       | Tuscarora Tomahawks     |
| 2019 | <b>Akwasne Bucks</b>           | Tuscarora Tomahawks     |
| 2020 | <i>no decision</i>             |                         |
| 2021 | <i>no decision</i>             |                         |
| 2022 | <b>Akwasne Bucks</b>           | Newtown Golden Eagles   |
| 2023 | <b>Tuscarora Tomahawks</b>     | Allegany Arrows         |

## NEWTOWN GOLDEN EAGLES

|             |                              | <u>GP</u> | <u>W</u>  | <u>L</u> | <u>T</u> | <u>GF</u>  | <u>GA</u>  | <u>PTS</u> |
|-------------|------------------------------|-----------|-----------|----------|----------|------------|------------|------------|
| <b>2000</b> | <b>Newtown Golden Eagles</b> | <b>24</b> | <b>23</b> | <b>1</b> | <b>0</b> | <b>398</b> | <b>115</b> | <b>46</b>  |
| <b>2001</b> | <b>Newtown Golden Eagles</b> | <b>24</b> | <b>23</b> | <b>1</b> | <b>0</b> | <b>291</b> | <b>129</b> | <b>46</b>  |
| <b>2002</b> | <b>Newtown Golden Eagles</b> | <b>16</b> | <b>13</b> | <b>3</b> | <b>0</b> | <b>221</b> | <b>117</b> | <b>26</b>  |
| <b>2003</b> | <b>Newtown Golden Eagles</b> | <b>12</b> | <b>9</b>  | <b>3</b> | <b>0</b> | <b>174</b> | <b>70</b>  | <b>18</b>  |
| <b>2004</b> | <b>Newtown Golden Eagles</b> | <b>14</b> | <b>11</b> | <b>3</b> | <b>0</b> | <b>153</b> | <b>94</b>  | <b>22</b>  |
| 2005        | Newtown Golden Eagles        | 14        | 11        | 3        | 0        | 129        | 84         | 22         |
| 2006        | Newtown Golden Eagles        | 14        | 11        | 3        | 0        | 138        | 84         | 22         |
| 2007        | Newtown Golden Eagles        | 16        | 12        | 2        | 2        | 216        | 96         | 26         |
| 2008        | Newtown Golden Eagles        | 18        | 13        | 4        | 1        | 230        | 127        | 27         |
| 2009        | Newtown Golden Eagles        | 16        | 11        | 5        | 0        | 218        | 160        | 22         |
| 2010        | Newtown Golden Eagles        | 14        | 9         | 5        | 0        | 190        | 131        | 18         |
| <b>2011</b> | <b>Newtown Golden Eagles</b> | <b>14</b> | <b>14</b> | <b>0</b> | <b>0</b> | <b>242</b> | <b>98</b>  | <b>28</b>  |
| 2012        | Newtown Golden Eagles        | 18        | 16        | 2        | 0        | 271        | 126        | 32         |
| 2013        | Newtown Golden Eagles        | 16        | 15        | 1        | 0        | 245        | 109        | 30         |
| 2014        | Newtown Golden Eagles        | 14        | 13        | 1        | 0        | 246        | 103        | 26         |
| 2015        | Newtown Golden Eagles        | 16        | 12        | 4        | 0        | 217        | 128        | 24         |
| 2016        | Newtown Golden Eagles        | 13        | 6         | 6        | 1        | 177        | 115        | 13         |
| 2017        | Newtown Golden Eagles        | 16        | 8         | 7        | 1        | 223        | 168        | 17         |
| 2018        | Newtown Golden Eagles        | 14        | 7         | 7        | 0        | 197        | 167        | 14         |
| 2019        | Newtown Golden Eagles        | 14        | 9         | 5        | 0        | 202        | 120        | 18         |
| 2020        | <i>season cancelled</i>      |           |           |          |          |            |            |            |
| 2021        | <i>season cancelled</i>      |           |           |          |          |            |            |            |
| 2022        | Newtown Golden Eagles        | 10        | 9         | 1        | 0        | 170        | 77         | 18         |
| 2023        | Newtown Golden Eagles        | 16        | 7         | 9        | 0        |            |            | 14         |

## TONAWANDA BRAVES

|             |                         | <u>GP</u> | <u>W</u>  | <u>L</u> | <u>T</u> | <u>GF</u> | <u>GA</u> | <u>PTS</u> |
|-------------|-------------------------|-----------|-----------|----------|----------|-----------|-----------|------------|
| 2000        | Tonawanda Braves        | 24        | 6         | 18       | 0        | 194       | 354       | 12         |
| 2001        | Tonawanda Braves        | 24        | 9         | 14       | 1        | 213       | 230       | 19         |
| 2002        | Tonawanda Braves        | 16        | 2         | 14       | 0        | 69        | 232       | 4          |
| 2003        | Tonawanda Braves        | 12        | 2         | 10       | 0        | 93        | 181       | 4          |
| 2004        | Tonawanda Braves        | 14        | 0         | 14       | 0        | 75        | 234       | 0          |
| 2005        | Tonawanda Braves        | 14        | 2         | 12       | 0        | 69        | 151       | 4          |
| 2006        | Tonawanda Braves        | 14        | 3         | 11       | 0        | 106       | 154       | 6          |
| 2007        | Tonawanda Braves        | 16        | 7         | 9        | 0        | 127       | 145       | 14         |
| 2008        | Tonawanda Braves        | 18        | 6         | 12       | 0        | 154       | 148       | 12         |
| 2009        | Tonawanda Braves        | 16        | 6         | 10       | 0        | 127       | 183       | 12         |
| 2010        | Tonawanda Braves        | 14        | 3         | 11       | 0        | 91        | 173       | 6          |
| 2011        | Tonawanda Braves        | 14        | 1         | 13       | 0        | 108       | 230       | 2          |
| 2012        | Tonawanda Braves        | 18        | 2         | 16       | 0        | 158       | 308       | 4          |
| 2013        | Tonawanda Braves        | 16        | 6         | 10       | 0        | 154       | 187       | 12         |
| 2014        | Tonawanda Braves        | 14        | 4         | 9        | 1        | 133       | 201       | 9          |
| 2015        | Tonawanda Braves        | 16        | 4         | 12       | 0        | 174       | 230       | 8          |
| 2016        | Tonawanda Braves        | 12        | 3         | 9        | 0        | 90        | 193       | 6          |
| 2017        | Tonawanda Braves        | 16        | 4         | 11       | 1        | 144       | 250       | 9          |
| 2018        | Tonawanda Braves        | 14        | 6         | 8        | 0        | 155       | 167       | 12         |
| 2019        | Tonawanda Braves        | 14        | 3         | 11       | 0        | 143       | 248       | 6          |
| 2020        | <i>season cancelled</i> |           |           |          |          |           |           |            |
| 2021        | <i>season cancelled</i> |           |           |          |          |           |           |            |
| 2022        | Tonawanda Braves        | 10        | 6         | 4        | 0        | 166       | 136       | 12         |
| <b>2023</b> | <b>Tonawanda Braves</b> | <b>16</b> | <b>12</b> | <b>4</b> | <b>0</b> |           |           | <b>24</b>  |

## ONONDAGA REDHAWKS

|             |                          | <u>GP</u> | <u>W</u>  | <u>L</u> | <u>T</u> | <u>GF</u>  | <u>GA</u>  | <u>PTS</u> |
|-------------|--------------------------|-----------|-----------|----------|----------|------------|------------|------------|
| 2001        | Onondaga Redhawks        | 24        | 19        | 5        | 0        | 337        | 189        | 38         |
| 2002        | Onondaga Redhawks        | 16        | 12        | 4        | 0        | 206        | 115        | 24         |
| 2003        | Onondaga Redhawks        | 12        | 10        | 2        | 0        | 167        | 114        | 20         |
| 2004        | Onondaga Redhawks        | 14        | 9         | 5        | 0        | 209        | 131        | 18         |
| <b>2005</b> | <b>Onondaga Redhawks</b> | <b>14</b> | <b>12</b> | <b>2</b> | <b>0</b> | <b>190</b> | <b>75</b>  | <b>24</b>  |
| <b>2006</b> | <b>Onondaga Redhawks</b> | <b>14</b> | <b>13</b> | <b>1</b> | <b>0</b> | <b>186</b> | <b>106</b> | <b>26</b>  |
| 2007        | Onondaga Redhawks        | 16        | 12        | 4        | 0        | 240        | 110        | 24         |
| 2008        | Onondaga Redhawks        | 18        | 14        | 4        | 0        | 223        | 115        | 28         |
| 2009        | Onondaga Redhawks        | 16        | 15        | 1        | 0        | 218        | 106        | 30         |
| <b>2010</b> | <b>Onondaga Redhawks</b> | <b>14</b> | <b>13</b> | <b>1</b> | <b>0</b> | <b>214</b> | <b>92</b>  | <b>26</b>  |
| 2011        | Onondaga Redhawks        | 14        | 6         | 8        | 0        | 180        | 155        | 12         |
| <b>2012</b> | <b>Onondaga Redhawks</b> | <b>18</b> | <b>15</b> | <b>2</b> | <b>1</b> | <b>272</b> | <b>123</b> | <b>31</b>  |
| <b>2013</b> | <b>Onondaga Redhawks</b> | <b>16</b> | <b>13</b> | <b>3</b> | <b>0</b> | <b>238</b> | <b>108</b> | <b>26</b>  |
| <b>2014</b> | <b>Onondaga Redhawks</b> | <b>14</b> | <b>12</b> | <b>2</b> | <b>0</b> | <b>240</b> | <b>113</b> | <b>24</b>  |
| <b>2015</b> | <b>Onondaga Redhawks</b> | <b>16</b> | <b>13</b> | <b>3</b> | <b>0</b> | <b>247</b> | <b>139</b> | <b>26</b>  |
| 2016        | Onondaga Redhawks        | 13        | 12        | 1        | 0        | 209        | 97         | 24         |
| 2017        | Onondaga Redhawks        | 16        | 10        | 5        | 1        | 251        | 170        | 21         |
| <b>2018</b> | <b>Onondaga Redhawks</b> | <b>14</b> | <b>9</b>  | <b>5</b> | <b>0</b> | <b>174</b> | <b>126</b> | <b>18</b>  |
| 2019        | Onondaga Redhawks        | 14        | 8         | 6        | 0        | 169        | 120        | 16         |
| 2020        | <i>season cancelled</i>  |           |           |          |          |            |            |            |
| 2021        | <i>season cancelled</i>  |           |           |          |          |            |            |            |
| 2022        | Onondaga Redhawks        | 10        | 6         | 3        | 1        | 101        | 76         | 12         |
| 2023        | Onondaga Redhawks        | 16        | 9         | 7        | 0        |            |            | 18         |

## ALLEGANY ARROWS

|      |                         | <u>GP</u> | <u>W</u> | <u>L</u> | <u>T</u> | <u>GF</u> | <u>GA</u> | <u>PTS</u> |
|------|-------------------------|-----------|----------|----------|----------|-----------|-----------|------------|
| 2006 | Allegany Arrows         | 14        | 3        | 11       | 0        | 99        | 178       | 6          |
| 2007 | Allegany Arrows         | 16        | 5        | 11       | 0        | 160       | 152       | 10         |
| 2008 | Allegany Arrows         | 18        | 8        | 10       | 0        | 176       | 165       | 16         |
| 2009 | Allegany Arrows         | 16        | 3        | 13       | 0        | 133       | 218       | 6          |
| 2010 | Allegany Arrows         | 14        | 2        | 12       | 0        | 92        | 234       | 4          |
| 2011 | Allegany Arrows         | 14        | 4        | 10       | 0        | 119       | 199       | 8          |
| 2012 | Allegany Arrows         | 18        | 1        | 17       | 0        | 102       | 350       | 2          |
| 2013 | Allegany Arrows         | 16        | 0        | 16       | 0        | 85        | 259       | 0          |
| 2014 | Allegany Arrows         | 14        | 1        | 13       | 0        | 129       | 252       | 2          |
| 2015 | Allegany Arrows         | 16        | 10       | 6        | 0        | 249       | 166       | 20         |
| 2016 | Allegany Arrows         | 12        | 0        | 12       | 0        | 90        | 198       | 0          |
| 2017 | Allegany Arrows         | 18        | 7        | 10       | 1        | 196       | 205       | 15         |
| 2018 | Allegany Arrows         | 14        | 12       | 2        | 0        | 214       | 119       | 24         |
| 2019 | Allegany Arrows         | 14        | 9        | 5        | 0        | 175       | 94        | 18         |
| 2020 | <i>season cancelled</i> |           |          |          |          |           |           |            |
| 2021 | <i>season cancelled</i> |           |          |          |          |           |           |            |
| 2022 | Allegany Arrows         | 10        | 1        | 8        | 1        | 84        | 160       | 2          |
| 2023 | Allegany Arrows         | 16        | 8        | 8        | 0        |           |           | 16         |

## TUSCARORA TOMAHAWKS

|      |                         | <u>GP</u> | <u>W</u> | <u>L</u> | <u>T</u> | <u>GF</u> | <u>GA</u> | <u>PTS</u> |
|------|-------------------------|-----------|----------|----------|----------|-----------|-----------|------------|
| 2012 | Tuscarora Tomahawks     | 18        | 11       | 6        | 1        | 238       | 167       | 23         |
| 2013 | Tuscarora Tomahawks     | 16        | 12       | 4        | 0        | 202       | 141       | 24         |
| 2014 | Tuscarora Tomahawks     | 14        | 9        | 5        | 0        | 175       | 121       | 18         |
| 2015 | Tuscarora Tomahawks     | 16        | 6        | 9        | 0        | 202       | 198       | 12         |
| 2016 | Tuscarora Tomahawks     | 12        | 6        | 6        | 0        | 153       | 130       | 8          |
| 2017 | Tuscarora Tomahawks     | 17        | 11       | 6        | 0        | 205       | 141       | 22         |
| 2018 | Tuscarora Tomahawks     | 14        | 14       | 0        | 0        | 219       | 89        | 28         |
| 2019 | Tuscarora Tomahawks     | 14        | 10       | 4        | 0        | 210       | 116       | 20         |
| 2020 | <i>season cancelled</i> |           |          |          |          |           |           |            |
| 2021 | <i>season cancelled</i> |           |          |          |          |           |           |            |
| 2022 | Tuscarora Tomahawks     | 10        | 5        | 5        | 0        | 123       | 124       | 10         |
| 2023 | Tuscarora Tomahawks     | 16        | 5        | 11       | 0        |           |           | 10         |

## DEFUNCT CLUBS

### Oswego Hawks

|      |              | <u>GP</u> | <u>W</u> | <u>L</u> | <u>T</u> | <u>GF</u> | <u>GA</u> | <u>PTS</u> |
|------|--------------|-----------|----------|----------|----------|-----------|-----------|------------|
| 2000 | Oswego Hawks | 24        | 2        | 22       | 0        | 185       | 394       | 4          |
| 2001 | Oswego Hawks | 24        | 1        | 23       | 0        | 47        | 120       | 2          |

### Pinewoods Athletic Club / Pinewoods Smoke

|      |                         | <u>GP</u> | <u>W</u> | <u>L</u> | <u>T</u> | <u>GF</u> | <u>GA</u> | <u>PTS</u> |
|------|-------------------------|-----------|----------|----------|----------|-----------|-----------|------------|
| 2000 | Pinewoods Athletic Club | 24        | 12       | 12       | 0        | 285       | 272       | 24         |
| 2001 | Pinewoods Athletic Club | 24        | 10       | 13       | 1        | 212       | 261       | 21         |
| 2002 | Pinewoods Smoke         | 16        | 2        | 14       | 0        | 112       | 218       | 4          |
| 2003 | Pinewoods Smoke         | 12        | 4        | 8        | 0        | 105       | 137       | 8          |
| 2004 | Pinewoods Smoke         | 14        | 6        | 8        | 0        | 142       | 146       | 14         |
| 2005 | Pinewoods Smoke         | 14        | 3        | 11       | 0        | 91        | 179       | 6          |
| 2006 | Pinewoods Smoke         | 14        | 2        | 12       | 0        | 99        | 189       | 4          |
| 2007 | Pinewoods Smoke         | 16        | 7        | 9        | 0        | 146       | 122       | 14         |
| 2008 | Pinewoods Smoke         | 18        | 9        | 9        | 0        | 176       | 161       | 18         |
| 2009 | Pinewoods Smoke         | 16        | 9        | 7        | 0        | 160       | 143       | 18         |
| 2010 | Pinewoods Smoke         | 14        | 9        | 5        | 0        | 181       | 127       | 18         |
| 2011 | Pinewoods Smoke         | 14        | 11       | 3        | 0        | 193       | 142       | 22         |
| 2012 | Pinewoods Smoke         | 18        | 9        | 9        | 0        | 190       | 200       | 18         |
| 2013 | Pinewoods Smoke         | 16        | 7        | 9        | 0        | 155       | 171       | 14         |
| 2014 | Pinewoods Smoke         | 14        | 2        | 11       | 1        | 120       | 221       | 5          |
| 2015 | Pinewoods Smoke         | 16        | 7        | 9        | 0        | 160       | 181       | 14         |
| 2016 | Pinewoods Smoke         | 12        | 9        | 3        | 0        | 154       | 122       | 18         |
| 2017 | Pinewoods Smoke         | 18        | 15       | 3        | 0        | 270       | 125       | 30         |

### Fort Erie Hawks

|      |                 | <u>GP</u> | <u>W</u> | <u>L</u> | <u>T</u> | <u>GF</u> | <u>GA</u> | <u>PTS</u> |
|------|-----------------|-----------|----------|----------|----------|-----------|-----------|------------|
| 2001 | Fort Erie Hawks | 24        | 11       | 13       | 0        | 199       | 274       | 22         |

### Oneida Silverhawks

|      |                    | <u>GP</u> | <u>W</u> | <u>L</u> | <u>T</u> | <u>GF</u> | <u>GA</u> | <u>PTS</u> |
|------|--------------------|-----------|----------|----------|----------|-----------|-----------|------------|
| 2001 | Oneida Silverhawks | 24        | 3        | 21       | 0        | 90        | 412       | 6          |

### Six Nations Mohawk Stars

|      |                          | <u>GP</u> | <u>W</u> | <u>L</u> | <u>T</u> | <u>GF</u> | <u>GA</u> | <u>PTS</u> |
|------|--------------------------|-----------|----------|----------|----------|-----------|-----------|------------|
| 2001 | Six Nations Mohawk Stars | 24        | 18       | 6        | 0        | 351       | 149       | 36         |

### Niagara Hawks

|             |                      | <u>GP</u>                   | <u>W</u>  | <u>L</u> | <u>T</u> | <u>GF</u>  | <u>GA</u>  | <u>PTS</u> |  |
|-------------|----------------------|-----------------------------|-----------|----------|----------|------------|------------|------------|--|
| 2002        | Niagara Hawks        | 16                          | 11        | 5        | 0        | 205        | 131        | 20         |  |
| 2003        | Niagara Hawks        | 12                          | 8         | 4        | 0        | 137        | 124        | 16         |  |
| 2004        | Niagara Hawks        | 14                          | 6         | 8        | 0        | 129        | 135        | 12         |  |
| 2005        | Niagara Hawks        | 14                          | 8         | 6        | 0        | 117        | 103        | 16         |  |
| 2006        | Niagara Hawks        | <i>suspended operations</i> |           |          |          |            |            |            |  |
| 2007        | Niagara Hawks        | 16                          | 11        | 5        | 0        | 182        | 123        | 22         |  |
| 2008        | Niagara Hawks        | 17                          | 11        | 4        | 2        | 179        | 135        | 24         |  |
| <b>2009</b> | <b>Niagara Hawks</b> | <b>16</b>                   | <b>10</b> | <b>6</b> | <b>0</b> | <b>171</b> | <b>118</b> | <b>20</b>  |  |
| 2010        | Niagara Hawks        | 14                          | 12        | 2        | 0        | 216        | 98         | 24         |  |
| 2011        | Niagara Hawks        | <i>suspended operations</i> |           |          |          |            |            |            |  |
| 2012        | Niagara Hawks        | 18                          | 7         | 11       | 0        | 177        | 197        | 14         |  |

### Mohawk Storm

|      |              | <u>GP</u> | <u>W</u> | <u>L</u> | <u>T</u> | <u>GF</u> | <u>GA</u> | <u>PTS</u> |
|------|--------------|-----------|----------|----------|----------|-----------|-----------|------------|
| 2003 | Mohawk Storm | 12        | 7        | 5        | 0        | 138       | 121       | 14         |
| 2004 | Mohawk Storm | 14        | 10       | 4        | 0        | 158       | 126       | 20         |
| 2005 | Mohawk Storm | 14        | 6        | 8        | 0        | 111       | 115       | 12         |

### Six Nations Braves

|      |                    | <u>GP</u> | <u>W</u> | <u>L</u> | <u>T</u> | <u>GF</u> | <u>GA</u> | <u>PTS</u> |
|------|--------------------|-----------|----------|----------|----------|-----------|-----------|------------|
| 2003 | Six Nations Braves | 12        | 2        | 10       | 0        | 95        | 162       | 4          |

### Six Nations Sting

|             |                          | <u>GP</u> | <u>W</u>  | <u>L</u> | <u>T</u> | <u>GF</u>  | <u>GA</u> | <u>PTS</u> |
|-------------|--------------------------|-----------|-----------|----------|----------|------------|-----------|------------|
| 2006        | Six Nations Sting        | 14        | 10        | 4        | 0        | 172        | 100       | 20         |
| <b>2007</b> | <b>Six Nations Sting</b> | <b>16</b> | <b>13</b> | <b>1</b> | <b>2</b> | <b>192</b> | <b>80</b> | <b>28</b>  |
| <b>2008</b> | <b>Six Nations Sting</b> | <b>18</b> | <b>17</b> | <b>0</b> | <b>1</b> | <b>233</b> | <b>84</b> | <b>33</b>  |
| 2009        | Six Nations Sting        | 16        | 12        | 4        | 0        | 233        | 121       | 24         |

### Buffalo Creek Lacrosse Club / Buffalo Creek Thunder

|      |                             | <u>GP</u> | <u>W</u> | <u>L</u> | <u>T</u> | <u>GF</u> | <u>GA</u> | <u>PTS</u> |
|------|-----------------------------|-----------|----------|----------|----------|-----------|-----------|------------|
| 2007 | Buffalo Creek Lacrosse Club | 16        | 3        | 13       | 0        | 97        | 209       | 6          |
| 2008 | Buffalo Creek Thunder       | 18        | 2        | 16       | 0        | 72        | 247       | 4          |
| 2009 | Buffalo Creek Thunder       | 16        | 0        | 16       | 0        | 94        | 268       | 0          |
| 2010 | Buffalo Creek Thunder       | 14        | 2        | 12       | 0        | 111       | 227       | 4          |
| 2011 | Buffalo Creek Thunder       | 14        | 5        | 9        | 0        | 139       | 185       | 10         |
| 2012 | Buffalo Creek Thunder       | 18        | 6        | 11       | 1        | 172       | 203       | 13         |
| 2013 | Buffalo Creek Thunder       | 16        | 5        | 11       | 0        | 150       | 187       | 10         |
| 2014 | Buffalo Creek Thunder       | 14        | 4        | 10       | 0        | 103       | 193       | 8          |
| 2015 | Buffalo Creek Thunder       | 16        | 0        | 16       | 0        | 91        | 339       | 0          |
| 2016 | Buffalo Creek Thunder       | 11        | 1        | 10       | 0        | 71        | 188       | 2          |
| 2017 | Buffalo Creek Thunder       | 17        | 1        | 16       | 0        | 118       | 344       | 2          |
| 2018 | Buffalo Creek Thunder       | 14        | 0        | 14       | 0        | 61        | 233       | 0          |
| 2019 | Buffalo Creek Thunder       | 14        | 1        | 13       | 0        | 70        | 272       | 2          |
| 2020 | <i>season cancelled</i>     |           |          |          |          |           |           |            |
| 2021 | <i>season cancelled</i>     |           |          |          |          |           |           |            |
| 2022 | Buffalo Creek Thunder       | 10        | 1        | 9        | 0        | 52        | 151       | 2          |

### Steamburg Hellbenders / Coldspring Hellbenders

|      |                        | <u>GP</u> | <u>W</u> | <u>L</u> | <u>T</u> | <u>GF</u> | <u>GA</u> | <u>PTS</u> |
|------|------------------------|-----------|----------|----------|----------|-----------|-----------|------------|
| 2007 | Steamburg Hellbenders  | 16        | 0        | 16       | 0        | 39        | 362       | 0          |
| 2008 | Coldspring Hellbenders | 17        | 0        | 17       | 0        | 63        | 342       | 0          |

### Rochester Greywolves

|      |                      | <u>GP</u> | <u>W</u> | <u>L</u> | <u>T</u> | <u>GF</u> | <u>GA</u> | <u>PTS</u> |
|------|----------------------|-----------|----------|----------|----------|-----------|-----------|------------|
| 2008 | Rochester Greywolves | 18        | 7        | 11       | 0        | 159       | 143       | 14         |
| 2009 | Rochester Greywolves | 16        | 4        | 12       | 0        | 142       | 169       | 8          |
| 2010 | Rochester Greywolves | 14        | 6        | 8        | 0        | 172       | 185       | 12         |
| 2011 | Rochester Greywolves | 14        | 6        | 8        | 0        | 143       | 180       | 12         |
| 2012 | Rochester Greywolves | 18        | 9        | 8        | 1        | 187       | 206       | 19         |
| 2013 | Rochester Greywolves | 16        | 6        | 10       | 0        | 142       | 209       | 12         |

### Six Nations Slash

|      |                   | <u>GP</u> | <u>W</u> | <u>L</u> | <u>T</u> | <u>GF</u> | <u>GA</u> | <u>PTS</u> |
|------|-------------------|-----------|----------|----------|----------|-----------|-----------|------------|
| 2011 | Six Nations Slash | 14        | 9        | 5        | 0        | 188       | 123       | 18         |
| 2012 | Six Nations Slash | 18        | 13       | 5        | 0        | 271       | 161       | 26         |
| 2013 | Six Nations Slash | 16        | 8        | 8        | 0        | 161       | 161       | 16         |
| 2014 | Six Nations Slash | 14        | 10       | 4        | 0        | 218       | 156       | 20         |
| 2015 | Six Nations Slash | 16        | 9        | 7        | 0        | 201       | 185       | 18         |
| 2016 | Six Nations Slash | 12        | 6        | 6        | 0        | 137       | 85        | 12         |
| 2017 | Six Nations Slash | 17        | 8        | 9        | 0        | 199       | 187       | 16         |



**Cattaraugus Native Sons**

|             |                                | <u>GP</u> | <u>W</u>  | <u>L</u> | <u>T</u> | <u>GF</u>  | <u>GA</u>  | <u>PTS</u> |
|-------------|--------------------------------|-----------|-----------|----------|----------|------------|------------|------------|
| 2015        | Cattaraugus Native Sons        | 16        | 11        | 5        | 0        | 221        | 192        | 22         |
| <b>2016</b> | <b>Cattaraugus Native Sons</b> | <b>13</b> | <b>11</b> | <b>1</b> | <b>1</b> | <b>204</b> | <b>95</b>  | <b>23</b>  |
| <b>2017</b> | <b>Cattaraugus Native Sons</b> | <b>17</b> | <b>17</b> | <b>0</b> | <b>0</b> | <b>289</b> | <b>104</b> | <b>34</b>  |
| 2018        | Cattaraugus Native Sons        | 14        | 5         | 9        | 0        | 165        | 220        | 10         |

**Rochester River Monsters**

|      |                          | <u>GP</u> | <u>W</u> | <u>L</u> | <u>T</u> | <u>GF</u> | <u>GA</u> | <u>PTS</u> |
|------|--------------------------|-----------|----------|----------|----------|-----------|-----------|------------|
| 2017 | Rochester River Monsters | 18        | 2        | 16       | 0        | 152       | 353       | 4          |
| 2018 | Rochester River Monsters | 14        | 3        | 11       | 0        | 149       | 213       | 6          |
| 2019 | Rochester River Monsters | 14        | 4        | 10       | 0        | 132       | 223       | 8          |
| 2020 | <i>season cancelled</i>  |           |          |          |          |           |           |            |
| 2021 | <i>season cancelled</i>  |           |          |          |          |           |           |            |
| 2022 | Rochester River Monsters | 10        | 2        | 8        | 0        | 90        | 180       | 4          |

**Akwesasne Bucks**

|             |                         | <u>GP</u> | <u>W</u>  | <u>L</u> | <u>T</u> | <u>GF</u>  | <u>GA</u>  | <u>PTS</u> |
|-------------|-------------------------|-----------|-----------|----------|----------|------------|------------|------------|
| <b>2019</b> | <b>Akwesasne Bucks</b>  | <b>14</b> | <b>12</b> | <b>2</b> | <b>0</b> | <b>199</b> | <b>107</b> | <b>24</b>  |
| 2020        | <i>season cancelled</i> |           |           |          |          |            |            |            |
| 2021        | <i>season cancelled</i> |           |           |          |          |            |            |            |
| <b>2022</b> | <b>Akwesasne Bucks</b>  | <b>10</b> | <b>9</b>  | <b>1</b> | <b>0</b> | <b>170</b> | <b>52</b>  | <b>18</b>  |

|   |                  |
|---|------------------|
| <b>LIGUE DE CROSSE SÉNIOR 'C' DU QUÉBEC</b> | <b>2002-2004</b> |
| <b>LIGUE DE CROSSE SÉNIOR 'B' DU QUÉBEC</b> | <b>2005-</b>     |

|              |                                |   |
|--------------|--------------------------------|---|
| 2002-2002    | Longueuil Bulldogs             | <i>renamed Patriotes</i>                  |
| 2002-2003    | Montréal Éperviers             | <i>folded</i>                             |
| 2002-2006    | Shawinigan Éclairs             | <i>folded</i>                             |
| 2002-2006    | Windsor Aigles                 | <i>folded</i>                             |
| 2003-2007    | Lasalle Brasseurs              | <i>transferred to Caughnawaga</i>         |
| 2003-2003    | Longueuil Patriotes            | <i>transferred to St-Hubert</i>           |
| 2004-2005    | St-Eustache Diablo             | <i>folded</i>                             |
| 2004-2005    | St-Hubert Patriotes            | <i>transferred to Longueuil</i>           |
| 2005-2006    | Valleyfield Warriors           | <i>renamed Dinomytes</i>                  |
| 2006-2007    | Longueuil Patriotes            | <i>transferred to Kahnawake</i>           |
| 2007-2008    | Valleyfield Dinomytes          | <i>transferred to Vaudreuil</i>           |
| 2007-2008    | Sherbrooke Extrême             | <i>joined Québec Senior C League</i>      |
| <b>2008-</b> | <b>Kahnawake Mohawks</b>       |   |
| 2008-2010    | Caughnawaga Indians            | <i>joined Three Nations Senior League</i> |
| 2009-2010    | Vaudreuil Dinomytes            | <i>folded</i>                             |
| 2010-2016    | Vermont Voyageurs              | <i>folded</i>                             |
| 2010-2010    | West Island Warlocks           | <i>folded just prior to 2011 season</i>   |
| 2011-2012    | Montréal Phoenix               | <i>folded</i>                             |
| 2013-2022    | Capital Region [Ottawa] Axemen | <i>joined Three Nations Senior League</i> |
| 2014-2015    | Kahnawake Tomahawks            | <i>folded</i>                             |
| 2014-2014    | Sherbrooke Extrême             | <i>folded</i>                             |
| 2018-2019    | Windsor Eagles                 | <i>folded</i>                             |

**2002 LIGUE DE CROSSE SÉNIOR 'C' DU QUÉBEC / QUÉBEC SENIOR 'C' LACROSSE LEAGUE**

|                    | <u>GP</u> | <u>W</u> | <u>L</u> | <u>T</u> | <u>OT</u> | <u>GF</u> | <u>GA</u> | <u>PTS</u> |
|--------------------|-----------|----------|----------|----------|-----------|-----------|-----------|------------|
| Windsor Aigles*    | 12        | 11       | 1        | 0        | 0         | 136       | 79        | 22         |
| Montréal Éperviers | 12        | 5        | 5        | 2        | 1         | 124       | 114       | 13         |
| Longueuil Bulldogs | 12        | 4        | 6        | 2        | 1         | 118       | 126       | 11         |
| Shawinigan Éclairs | 12        | 2        | 10       | 0        | 0         | 93        | 152       | 4          |

**PLAYOFFS**

Windsor Aigles defeated Shawinigan Éclairs 2 games to 0 (11-7, 10-8)  
 Montréal Éperviers defeated Longueuil Bulldogs 2 games to 0 (10-9, 10-9)  
 Windsor Aigles defeated Montréal Éperviers 2 games to 0 (12-9, 10-7)

**2003 LIGUE DE CROSSE SÉNIOR 'C' DU QUÉBEC / QUÉBEC SENIOR 'C' LACROSSE LEAGUE**

|                     | <u>GP</u> | <u>W</u> | <u>L</u> | <u>T</u> | <u>OT</u> | <u>GF</u> | <u>GA</u> | <u>PTS</u> |
|---------------------|-----------|----------|----------|----------|-----------|-----------|-----------|------------|
| Windsor Aigles*     | 16        | 14       | 1        | 0        | 1         | 189       | 104       | 29         |
| Lasalle Brasseurs   | 16        | 7        | 8        | 0        | 1         | 145       | 188       | 15         |
| Montréal Éperviers  | 16        | 7        | 9        | 0        | 0         | 144       | 137       | 14         |
| Longueuil Patriotes | 16        | 6        | 10       | 0        | 0         | 147       | 174       | 12         |
| Shawinigan Éclairs  | 16        | 6        | 10       | 0        | 0         | 147       | 169       | 12         |

**PLAYOFFS**

Windsor Aigles defeated Longueuil Patriotes 2 games to 0 (13-2, 11-4)  
 Lasalle Brasseurs defeated Montréal Éperviers 2 games to 0 (6-4, 8-5)  
 Windsor Aigles defeated Lasalle Brasseurs 2 games to 0 (12-9, 10-5)

**2004 LIGUE DE CROSSE SÉNIOR 'C' DU QUÉBEC / QUÉBEC SENIOR 'C' LACROSSE LEAGUE**

|                     | <u>GP</u> | <u>W</u> | <u>L</u> | <u>T</u> | <u>OL</u> | <u>GF</u> | <u>GA</u> | <u>PTS</u> |
|---------------------|-----------|----------|----------|----------|-----------|-----------|-----------|------------|
| Windsor Aigles*     | 16        | 14       | 1        | 1        | 0         | 177       | 111       | 29         |
| LaSalle Brasseurs   | 16        | 12       | 3        | 1        | 0         | 188       | 121       | 25         |
| St-Hubert Patriotes | 16        | 8        | 8        | 0        | 0         | 208       | 131       | 16         |
| Shawinigan Éclairs  | 16        | 5        | 10       | 0        | 1         | 137       | 185       | 11         |
| St-Eustache Diabolo | 16        | 0        | 16       | 0        | 0         | 85        | 247       | 0          |

**PLAYOFFS**

Windsor Aigles defeated Shawinigan Éclairs 15-7

Lasalle Brasseurs defeated St-Hubert Patriotes 2 games to 1 (7-11, 9-6, 8-4)

Windsor Aigles defeated Lasalle Brasseurs 3 games to 0 (5-1, 7-5, 6-5)

**2005 LIGUE DE CROSSE SÉNIOR 'B' DU QUÉBEC / QUÉBEC SENIOR 'B' LACROSSE LEAGUE**

|                       | <u>GP</u> | <u>W</u> | <u>L</u> | <u>T</u> | <u>OL</u> | <u>GF</u> | <u>GA</u> | <u>PTS</u> |
|-----------------------|-----------|----------|----------|----------|-----------|-----------|-----------|------------|
| Valleyfield Warriors* | 16        | 15       | 1        | 0        | 0         | 259       | 116       | 30         |
| Windsor Aigles        | 16        | 14       | 2        | 0        | 0         | 215       | 115       | 28         |
| Lasalle Brasseurs     | 16        | 8        | 8        | 0        | 0         | 145       | 145       | 16         |
| St-Hubert Patriotes   | 16        | 7        | 9        | 0        | 0         | 154       | 184       | 14         |
| Shawinigan Éclairs    | 15        | 3        | 12       | 0        | 0         | 107       | 173       | 6          |
| St-Eustache Diabolo   | 16        | 1        | 15       | 0        | 0         | 80        | 220       | 2          |

**PLAYOFFS**

Valleyfield defeated St-Hubert Patriotes 2 games to 0 (16-6, 10-4)

Windsor Aigles defeated LaSalle Brasseurs 2 games to 1 (11-12, 9-5, 10-5)

Valleyfield Warriors defeated Windsor Aigles 3 games to 0 (11-10, 13-9, 11-10)

**2006 LIGUE DE CROSSE SÉNIOR 'B' DU QUÉBEC / QUÉBEC SENIOR 'B' LACROSSE LEAGUE**

|                      | <u>GP</u> | <u>W</u> | <u>L</u> | <u>T</u> | <u>GF</u> | <u>GA</u> | <u>PTS</u> |
|----------------------|-----------|----------|----------|----------|-----------|-----------|------------|
| Longueuil Patriotes* | 16        | 15       | 1        | 0        | 204       | 88        | 30         |
| Valleyfield Warriors | 16        | 11       | 5        | 0        | 193       | 130       | 22         |
| Lasalle Brasseurs    | 16        | 10       | 6        | 0        | 180       | 150       | 20         |
| Windsor Aigles       | 16        | 4        | 12       | 0        | 117       | 163       | 8          |
| Shawinigan Éclairs   | 16        | 0        | 16       | 0        | 95        | 258       | 0          |

**PLAYOFFS**

Windsor Aigles defeated Shawinigan Éclairs 2 games to 0 (6-12, 10-6)

Longueuil Patriotes defeated Windsor Aigles 2 games to 0 (11-4, 12-4)

Valleyfield Warriors defeated Lasalle Brasseurs 3 games to 2 (17-15 OT, 12-7, 9-11, 17-8, 12-10)

Longueuil Patriotes defeated Valleyfield Warriors 3 games to 1 (12-4, 12-11, 6-7, 10-3)

**2007 LIGUE DE CROSSE SÉNIOR 'B' DU QUÉBEC / QUÉBEC SENIOR 'B' LACROSSE LEAGUE**

|                       | <u>GP</u> | <u>W</u> | <u>L</u> | <u>T</u> | <u>GF</u> | <u>GA</u> | <u>PTS</u> |
|-----------------------|-----------|----------|----------|----------|-----------|-----------|------------|
| Lasalle Brasseurs*    | 16        | 9        | 5        | 2        | 142       | 134       | 20         |
| Longueuil Patriotes   | 16        | 8        | 6        | 1        | 147       | 128       | 17         |
| Valleyfield Dinomytes | 16        | 7        | 9        | 0        | 137       | 143       | 14         |
| Sherbrooke Extrême    | 16        | 6        | 8        | 1        | 134       | 155       | 13         |

**PLAYOFFS**

Lasalle Brasseurs defeated Sherbrooke Extrême 3 games to 0 (10-9, 8-5, 9-4)

Longueuil Patriotes defeated Valleyfield Dinomytes 3 games to 0 (11-3, 11-9, 8-7)

Lasalle Brasseurs defeated Longueuil Patriotes 4 games to 1 (17-6, 9-19, 5-3, 9-4, 11-9)

**2008 LIGUE DE CROSSE SÉNIOR 'B' DU QUÉBEC / QUÉBEC SENIOR 'B' LACROSSE LEAGUE**

|                       | <u>GP</u> | <u>W</u> | <u>L</u> | <u>T</u> | <u>OL</u> | <u>GF</u> | <u>GA</u> | <u>PTS</u> |
|-----------------------|-----------|----------|----------|----------|-----------|-----------|-----------|------------|
| Kahnawake Mohawks*    | 18        | 13       | 5        | 0        | 0         | 151       | 105       | 26         |
| Caughnawaga Indians   | 18        | 11       | 6        | 0        | 1         | 158       | 129       | 22         |
| Valleyfield Dinomytes | 18        | 8        | 9        | 0        | 1         | 123       | 153       | 16         |
| Sherbrooke Extrême    | 18        | 4        | 13       | 0        | 1         | 107       | 152       | 8          |

**PLAYOFFS**

Kahnawake Mohawks defeated Sherbrooke Extrême 4 games to 0 (8-5, 17-8, 12-3, 8-1)

Caughnawaga Indians defeated Valleyfield Dinomytes 4 games to 1 (9-5, 9-3, 4-3, 6-12, 13-4)

Kahnawake Mohawks defeated Caughnawaga Indians 4 games to 0 (8-6 OT, 3-2, 9-4, 11-3)

**2009 LIGUE DE CROSSE SÉNIOR 'B' DU QUÉBEC / QUÉBEC SENIOR 'B' LACROSSE LEAGUE**

|                     | <u>GP</u> | <u>W</u> | <u>L</u> | <u>T</u> | <u>OL</u> | <u>GF</u> | <u>GA</u> | <u>PTS</u> |
|---------------------|-----------|----------|----------|----------|-----------|-----------|-----------|------------|
| Kahnawake Mohawks*  | 16        | 16       | 0        | 0        | 0         | 254       | 94        | 32         |
| Caughnawaga Indians | 16        | 10       | 5        | 1        | 0         | 207       | 162       | 21         |
| Vaudreuil Dinomytes | 16        | 7        | 8        | 1        | 0         | 163       | 179       | 15         |

*League played interlocking schedule with the Tri Nations Senior Lacrosse League*

**PLAYOFFS**

Caughnawaga Indians defeated Vaudreuil Dinomytes 4 games to 0 (17-7, 11-7, 12-5, 8-6)

Kahnawake Mohawks defeated Caughnawaga Indians 4 games to 0 (15-12, 13-7, 15-3, 10-4)

**2010 LIGUE DE CROSSE SÉNIOR 'B' DU QUÉBEC / QUÉBEC SENIOR 'B' LACROSSE LEAGUE**

|                       | <u>GP</u> | <u>W</u> | <u>L</u> | <u>T</u> | <u>OL</u> | <u>GF</u> | <u>GA</u> | <u>PTS</u> |
|-----------------------|-----------|----------|----------|----------|-----------|-----------|-----------|------------|
| Valleyfield Dinomytes | 22        | 16       | 6        | 0        | 0         | 247       | 184       | 32         |
| Caughnawaga Indians   | 22        | 16       | 6        | 0        | 0         | 276       | 217       | 32         |
| Kahnawake Mohawks*    | 22        | 8        | 14       | 0        | 0         | 236       | 208       | 16         |
| Vermont Voyageurs     | 18        | 6        | 12       | 0        | 0         | 168       | 187       | 12         |
| West End Warlocks     | 22        | 1        | 21       | 0        | 0         | 123       | 334       | 2          |

*League played interlocking schedule with the Tri Nations Senior Lacrosse League*

**PLAYOFFS**

Kahnawake Mohawks defeated Caughnawaga Indians 3 games to 1 (9-14, 8-4, 11-9, 13-4)

Valleyfield Dinomytes defeated Vermont Voyageurs 3 games to 0 (15-10, 8-6, 9-2)

Kahnawake Mohawks defeated Valleyfield Dinomytes 4 games to 1 (13-10, 10-16, 11-7, 11-5, 9-5)

**2011 LIGUE DE CROSSE SÉNIOR 'B' DU QUÉBEC / QUÉBEC SENIOR 'B' LACROSSE LEAGUE**

|                    | <u>GP</u> | <u>W</u> | <u>L</u> | <u>T</u> | <u>GF</u> | <u>GA</u> | <u>PTS</u> |
|--------------------|-----------|----------|----------|----------|-----------|-----------|------------|
| Kahnawake Mohawks* | 16        | 12       | 4        | 0        | 220       | 134       | 24         |
| Vermont Voyageurs  | 16        | 8        | 8        | 0        | 173       | 136       | 16         |
| Montréal Phoenix   | 16        | 0        | 15       | 1        | 115       | 295       | 2          |
| West End Warlocks  | 0         | 0        | 0        | 0        | 0         | 0         | 0          |

*West End Warlocks suspended operations on May 17, 2011 after opening game was postponed*

*League played interlocking schedule with the Tri Nations Senior Lacrosse League*

**PLAYOFFS**

Kahnawake Mohawks defeated Vermont Voyageurs 3 games to 1 (10-11 2OT, 10-9, 16-5, 14-7)

**2012 LIGUE DE CROSSE SÉNIOR 'B' DU QUÉBEC / QUÉBEC SENIOR 'B' LACROSSE LEAGUE**

|                    | <u>GP</u> | <u>W</u> | <u>L</u> | <u>T</u> | <u>GF</u> | <u>GA</u> | <u>PTS</u> |
|--------------------|-----------|----------|----------|----------|-----------|-----------|------------|
| Kahnawake Mohawks* | 16        | 8        | 7        | 1        | 177       | 172       | 17         |
| Vermont Voyageurs  | 16        | 8        | 7        | 1        | 177       | 168       | 17         |
| Montreal Phoenix   | 16        | 6        | 9        | 1        | 128       | 174       | 13         |

*League played interlocking schedule with the Three Nations Senior Lacrosse League*

**PLAYOFFS**

Kahnawake Mohawks defeated Vermont Voyagers 3 games to 2 (12-13, 10-14, 8-7, 9-8, 12-9)

**2013 LIGUE DE CROSSE SÉNIOR 'B' DU QUÉBEC / QUÉBEC SENIOR 'B' LACROSSE LEAGUE**

|                       | <u>GP</u> | <u>W</u> | <u>L</u> | <u>T</u> | <u>GF</u> | <u>GA</u> | <u>PTS</u> |
|-----------------------|-----------|----------|----------|----------|-----------|-----------|------------|
| Kahnawake Mohawks*    | 14        | 11       | 0        | 3        | 174       | 127       | 22         |
| Capital Region Axemen | 14        | 6        | 1        | 7        | 117       | 152       | 13         |
| Vermont Voyageurs     | 14        | 4        | 0        | 10       | 147       | 150       | 8          |

*League played interlocking schedule with the Three Nations Senior Lacrosse League*

**PLAYOFFS**

Capital Region Axemen defeated Vermont Voyageurs 2 games to 0 (10-6, 9-4)

Kahnawake Mohawks defeated Capital Region Axemen 3 games to 0 (8-7, 9-7, 21-11)

**2014 LIGUE DE CROSSE SÉNIOR 'B' DU QUÉBEC / QUÉBEC SENIOR 'B' LACROSSE LEAGUE**

|                       | <u>GP</u> | <u>W</u> | <u>L</u> | <u>T</u> | <u>GF</u> | <u>GA</u> | <u>PTS</u> |
|-----------------------|-----------|----------|----------|----------|-----------|-----------|------------|
| Kahnawake Mohawks*    | 16        | 14       | 2        | 0        | 211       | 124       | 28         |
| Capital Region Axemen | 16        | 14       | 2        | 0        | 210       | 113       | 28         |
| Vermont Voyageurs     | 16        | 7        | 9        | 0        | 190       | 181       | 14         |
| Sherbrooke Extrême    | 16        | 4        | 12       | 0        | 143       | 189       | 8          |
| Kahnawake Tomahawks   | 16        | 1        | 15       | 0        | 112       | 259       | 2          |

**PLAYOFFS**

Kahnawake Mohawks defeated Sherbrooke Extrême 2 games to 0 (18-5, 19-7)

Capital Region Axemen defeated Vermont Voyageurs 2 games to 0 (17-10, 18-15)

Kahnawake Mohawks defeated Capital Region Axemen 3 games to 1 (14-5, 10-14, 19-8, 11-7)

**2015 LIGUE DE CROSSE SÉNIOR 'B' DU QUÉBEC / QUÉBEC SENIOR 'B' LACROSSE LEAGUE**

|                        | <u>GP</u> | <u>W</u> | <u>L</u> | <u>T</u> | <u>GF</u> | <u>GA</u> | <u>PTS</u> |
|------------------------|-----------|----------|----------|----------|-----------|-----------|------------|
| Capital Region Axemen* | 15        | 13       | 2        | 0        | 195       | 88        | 26         |
| Kahnawake Mohawks      | 15        | 9        | 6        | 0        | 158       | 141       | 18         |
| Vermont Voyageurs      | 15        | 9        | 6        | 0        | 167       | 169       | 18         |
| Kahnawake Tomahawks    | 15        | 0        | 15       | 0        | 110       | 204       | 0          |

*League played interlocking schedule with Snake Island Muskies of the Three Nations Senior Lacrosse League*

**PLAYOFFS**

Capital Region Axemen defeated Kahnawake Tomahawks 3 games to 0 (20-8, 18-5, 22-5)

Kahnawake Mohawks defeated Vermont Voyageurs 4 games to 0 (14-10, 12-11, 12-9, 15-8)

Capital Region Axemen defeated Kahnawake Mohawks 4 games to 0 (11-9, 10-4, 9-4, 10-7)

**2016 LIGUE DE CROSSE SÉNIOR 'B' DU QUÉBEC / QUÉBEC SENIOR 'B' LACROSSE LEAGUE**

|                       | <u>GP</u> | <u>W</u> | <u>L</u> | <u>T</u> | <u>GF</u> | <u>GA</u> | <u>PTS</u> |
|-----------------------|-----------|----------|----------|----------|-----------|-----------|------------|
| Capital Region Axemen | 14        | 13       | 1        | 0        | 210       | 80        | 26         |
| Kahnawake Mohawks*    | 14        | 11       | 3        | 0        | 208       | 99        | 22         |
| Vermont Voyageurs     | 14        | 3        | 11       | 0        | 110       | 211       | 6          |

*League played interlocking schedule with Snake Island Muskies of the Three Nations Senior Lacrosse League*

**PLAYOFFS**

Kahnawake Mohawks defeated Vermont Voyageurs 2 games to 0 (21-6, 14-5)

Kahnawake Mohawks defeated Capital Region Axemen 4 games to 0 (9-7, 14-11, 10-9, 10-8)

**2017 LIGUE DE CROSSE SÉNIOR 'B' DU QUÉBEC / QUÉBEC SENIOR 'B' LACROSSE LEAGUE**

|                       | <u>GP</u> | <u>W</u> | <u>L</u> | <u>T</u> | <u>OL</u> | <u>GF</u> | <u>GA</u> | <u>PTS</u> |
|-----------------------|-----------|----------|----------|----------|-----------|-----------|-----------|------------|
| Kahnawake Mohawks*    | 12        | 12       | 0        | 0        | 0         | 150       | 72        | 24         |
| Capital Region Axemen | 12        | 8        | 3        | 0        | 1         | 136       | 88        | 17         |

*League played interlocking schedule with the Three Nations Senior Lacrosse League*

**PLAYOFFS**

Kahnawake Mohawks defeated Capital Region Axemen 4 games to 1 (17-7, 9-10, 15-10, 10-8, 9-7)

**2018 LIGUE DE CROSSE SÉNIOR 'B' DU QUÉBEC / QUÉBEC SENIOR 'B' LACROSSE LEAGUE**

|                        | <u>GP</u> | <u>W</u> | <u>L</u> | <u>T</u> | <u>GF</u> | <u>GA</u> | <u>PTS</u> |
|------------------------|-----------|----------|----------|----------|-----------|-----------|------------|
| Capital Region Axemen* | 13        | 12       | 1        | 0        | 167       | 88        | 24         |
| Windsor Eagles         | 9         | 5        | 4        | 0        | 93        | 95        | 10         |
| Kahnawake Mohawks      | 14        | 0        | 14       | 0        | 79        | 184       | 0          |

*Windsor Eagles played partial schedule*

*League played interlocking schedule with the Three Nations Senior Lacrosse League*

**PLAYOFFS**

Capital Region Axemen defeated Kahnawake Mohawks 2 games to 0 (17-4, 13-2)

**2019 LIGUE DE CROSSE SÉNIOR 'B' DU QUÉBEC / QUÉBEC SENIOR 'B' LACROSSE LEAGUE**

|                        | <u>GP</u> | <u>W</u> | <u>L</u> | <u>T</u> | <u>GF</u> | <u>GA</u> | <u>PTS</u> |
|------------------------|-----------|----------|----------|----------|-----------|-----------|------------|
| Kahnawake Mohawks      | 11        | 10       | 1        | 0        | 168       | 84        | 20         |
| Capital Region Axemen* | 11        | 6        | 4        | 1        | 129       | 118       | 13         |
| Windsor Eagles         | 10        | 1        | 9        | 0        | 81        | 153       | 2          |

*League played interlocking schedule with Snake Island Muskies of the Three Nations Senior Lacrosse League*

**PLAYOFFS**

Capital Region Axemen defeated Windsor Eagles 2 games to 0 (12-4, 18-7)

Capital Region Axemen defeated Kahnawake Mohawks 2 games to 0 (13-9, 11-9)

**2020 LIGUE DE CROSSE SÉNIOR 'B' DU QUÉBEC / QUÉBEC SENIOR 'B' LACROSSE LEAGUE**

*Québec Senior Lacrosse League season cancelled on June 2, 2020 due to the COVID-19 coronavirus pandemic*

**2022 LIGUE DE CROSSE SÉNIOR 'B' DU QUÉBEC / QUÉBEC SENIOR 'B' LACROSSE LEAGUE**

|                        | <u>GP</u> | <u>W</u> | <u>L</u> | <u>T</u> | <u>GF</u> | <u>GA</u> | <u>PTS</u> |
|------------------------|-----------|----------|----------|----------|-----------|-----------|------------|
| Capital Region Axemen* | 12        | 7        | 5        | 0        | 103       | 107       | 15         |
| Kahnawake Mohawks      | 12        | 6        | 6        | 0        | 112       | 104       | 12         |

**PLAYOFFS**

Capital Region Axemen defeated Kahnawake Mohawks 3 games to 2 (8-11, 7-4, 18-11, 9-10 OT, 9-8)

*League played interlocking schedule with Snake Island Muskies of the Three Nations Senior Lacrosse League*

2023 LIGUE DE CROSSE SÉNIOR 'B' DU QUÉBEC / QUÉBEC SENIOR 'B' LACROSSE LEAGUE

|                    | <u>GP</u> | <u>W</u> | <u>L</u> | <u>T</u> | <u>GF</u> | <u>GA</u> | <u>PTS</u> |
|--------------------|-----------|----------|----------|----------|-----------|-----------|------------|
| Kahnawake Mohawks* | 4         | 2        | 2        | 0        | 41        | 24        | 4          |

*League played interlocking schedule with the Three Nations Senior Lacrosse League*

**RENÉ COURNOYER TROPHY CHAMPIONS**

|      | <u>Champion</u>              | <u>Finalist</u>       |
|------|------------------------------|-----------------------|
| 2002 | <b>Windsor Aigles</b>        | Montréal Éperviers    |
| 2003 | <b>Windsor Aigles</b>        | Lasalle Brasseurs     |
| 2004 | <b>Windsor Aigles</b>        | Lasalle Brasseurs     |
| 2005 | <b>Valleyfield Warriors</b>  | Windsor Aigles        |
| 2006 | <b>Longueuil Patriotes</b>   | Valleyfield Warriors  |
| 2007 | <b>Lasalle Brasseurs</b>     | Longueuil Patriotes   |
| 2008 | <b>Kahnawake Mohawks</b>     | Caughnawaga Indians   |
| 2009 | <b>Kahnawake Mohawks</b>     | Caughnawaga Indians   |
| 2010 | <b>Kahnawake Mohawks</b>     | Valleyfield Dinomytes |
| 2011 | <b>Kahnawake Mohawks</b>     | Vermont Voyageurs     |
| 2012 | <b>Kahnawake Mohawks</b>     | Vermont Voyageurs     |
| 2013 | <b>Kahnawake Mohawks</b>     | Capital Region Axemen |
| 2014 | <b>Kahnawake Mohawks</b>     | Capital Region Axemen |
| 2015 | <b>Capital Region Axemen</b> | Kahnawake Mohawks     |
| 2016 | <b>Kahnawake Mohawks</b>     | Capital Region Axemen |
| 2017 | <b>Kahnawake Mohawks</b>     | Capital Region Axemen |
| 2018 | <b>Capital Region Axemen</b> | Kahnawake Mohawks     |
| 2019 | <b>Capital Region Axemen</b> | Kahnawake Mohawks     |
| 2020 | <i>no decision</i>           |                       |
| 2021 | <i>no decision</i>           |                       |
| 2022 | <b>Capital Region Axemen</b> | Kahnawake Mohawks     |
| 2023 | <b>Kahnawake Mohawks</b>     | - none -              |

**Longueuil Bulldogs / Longueuil Patriotes / St-Hubert Patriotes / KAHNAWAKE MOHAWKS**

|             |                            | <u>GP</u> | <u>W</u>  | <u>L</u>  | <u>T</u> | <u>OL</u> | <u>GF</u>  | <u>GA</u>  | <u>PTS</u> |
|-------------|----------------------------|-----------|-----------|-----------|----------|-----------|------------|------------|------------|
| 2002        | Longueuil Bulldogs         | 12        | 4         | 6         | 2        | 1         | 118        | 126        | 11         |
| 2003        | Longueuil Patriotes        | 16        | 6         | 10        | 0        | 0         | 147        | 174        | 12         |
| 2004        | St-Hubert Patriotes        | 16        | 8         | 8         | 0        | 0         | 208        | 131        | 16         |
| 2005        | St-Hubert Patriotes        | 16        | 7         | 9         | 0        | 0         | 154        | 184        | 14         |
| <b>2006</b> | <b>Longueuil Patriotes</b> | <b>16</b> | <b>15</b> | <b>1</b>  | <b>0</b> |           | <b>204</b> | <b>88</b>  | <b>30</b>  |
| 2007        | Longueuil Patriotes        | 16        | 8         | 6         | 1        |           | 147        | 128        | 17         |
| <b>2008</b> | <b>Kahnawake Mohawks</b>   | <b>18</b> | <b>13</b> | <b>5</b>  | <b>0</b> | <b>0</b>  | <b>151</b> | <b>105</b> | <b>26</b>  |
| <b>2009</b> | <b>Kahnawake Mohawks</b>   | <b>16</b> | <b>16</b> | <b>0</b>  | <b>0</b> | <b>0</b>  | <b>254</b> | <b>94</b>  | <b>32</b>  |
| <b>2010</b> | <b>Kahnawake Mohawks</b>   | <b>22</b> | <b>8</b>  | <b>14</b> | <b>0</b> | <b>0</b>  | <b>236</b> | <b>208</b> | <b>16</b>  |
| <b>2011</b> | <b>Kahnawake Mohawks</b>   | <b>16</b> | <b>12</b> | <b>4</b>  | <b>0</b> |           | <b>220</b> | <b>134</b> | <b>24</b>  |
| <b>2012</b> | <b>Kahnawake Mohawks</b>   | <b>16</b> | <b>8</b>  | <b>7</b>  | <b>1</b> |           | <b>177</b> | <b>172</b> | <b>17</b>  |
| <b>2013</b> | <b>Kahnawake Mohawks</b>   | <b>14</b> | <b>11</b> | <b>0</b>  | <b>3</b> |           | <b>174</b> | <b>127</b> | <b>22</b>  |
| <b>2014</b> | <b>Kahnawake Mohawks</b>   | <b>16</b> | <b>14</b> | <b>2</b>  | <b>0</b> |           | <b>211</b> | <b>124</b> | <b>28</b>  |
| 2015        | Kahnawake Mohawks          | 15        | 9         | 6         | 0        |           | 158        | 141        | 18         |
| <b>2016</b> | <b>Kahnawake Mohawks</b>   | <b>14</b> | <b>11</b> | <b>3</b>  | <b>0</b> |           | <b>208</b> | <b>99</b>  | <b>22</b>  |
| <b>2017</b> | <b>Kahnawake Mohawks</b>   | <b>12</b> | <b>12</b> | <b>0</b>  | <b>0</b> | <b>0</b>  | <b>150</b> | <b>72</b>  | <b>24</b>  |
| 2018        | Kahnawake Mohawks          | 14        | 0         | 14        | 0        |           | 79         | 184        | 0          |
| 2019        | Kahnawake Mohawks          | 11        | 10        | 1         | 0        |           | 168        | 84         | 20         |
| 2020        | <i>season cancelled</i>    |           |           |           |          |           |            |            |            |
| 2021        | <i>season cancelled</i>    |           |           |           |          |           |            |            |            |
| 2022        | Kahnawake Mohawks          | 12        | 6         | 6         | 0        |           | 112        | 104        | 12         |
| <b>2023</b> | <b>Kahnawake Mohawks</b>   | <b>4</b>  | <b>2</b>  | <b>2</b>  | <b>0</b> |           | <b>41</b>  | <b>24</b>  | <b>4</b>   |

**DEFUNCT CLUBS****Montréal Éperviers**

|      |                    | <u>GP</u> | <u>W</u> | <u>L</u> | <u>T</u> | <u>OL</u> | <u>GF</u> | <u>GA</u> | <u>PTS</u> |
|------|--------------------|-----------|----------|----------|----------|-----------|-----------|-----------|------------|
| 2002 | Montréal Éperviers | 12        | 5        | 5        | 2        | 1         | 124       | 114       | 13         |
| 2003 | Montréal Éperviers | 16        | 7        | 9        | 0        | 0         | 144       | 137       | 14         |

**Shawinigan Éclairs**

|      |                    | <u>GP</u> | <u>W</u> | <u>L</u> | <u>T</u> | <u>OL</u> | <u>GF</u> | <u>GA</u> | <u>PTS</u> |
|------|--------------------|-----------|----------|----------|----------|-----------|-----------|-----------|------------|
| 2002 | Shawinigan Éclairs | 12        | 2        | 10       | 0        | 0         | 93        | 152       | 4          |
| 2003 | Shawinigan Éclairs | 16        | 6        | 10       | 0        | 0         | 147       | 169       | 12         |
| 2004 | Shawinigan Éclairs | 16        | 5        | 10       | 0        | 1         | 137       | 185       | 11         |
| 2005 | Shawinigan Éclairs | 15        | 3        | 12       | 0        | 0         | 107       | 173       | 6          |
| 2006 | Shawinigan Éclairs | 16        | 0        | 16       | 0        |           | 95        | 258       | 0          |

**Windsor Aigles / Windsor Eagles**

|             |                             | <u>GP</u> | <u>W</u>  | <u>L</u> | <u>T</u> | <u>OL</u> | <u>GF</u>  | <u>GA</u>  | <u>PTS</u> |
|-------------|-----------------------------|-----------|-----------|----------|----------|-----------|------------|------------|------------|
| <b>2002</b> | <b>Windsor Aigles</b>       | <b>12</b> | <b>11</b> | <b>1</b> | <b>0</b> | <b>0</b>  | <b>136</b> | <b>79</b>  | <b>22</b>  |
| <b>2003</b> | <b>Windsor Aigles</b>       | <b>16</b> | <b>14</b> | <b>1</b> | <b>0</b> | <b>1</b>  | <b>189</b> | <b>104</b> | <b>29</b>  |
| <b>2004</b> | <b>Windsor Aigles</b>       | <b>16</b> | <b>14</b> | <b>1</b> | <b>1</b> | <b>0</b>  | <b>177</b> | <b>111</b> | <b>29</b>  |
| 2005        | Windsor Aigles              | 16        | 14        | 2        | 0        | 0         | 215        | 115        | 28         |
| 2006        | Windsor Aigles              | 16        | 4         | 12       | 0        |           | 117        | 163        | 8          |
| 2007        | <i>suspended operations</i> |           |           |          |          |           |            |            |            |
| 2008        | <i>suspended operations</i> |           |           |          |          |           |            |            |            |
| 2009        | Windsor Aigles (CQCS)       | 10        | 6         | 4        |          |           | 75         | 60         | 12         |
| 2008        | Windsor Aigles (CQCS)       | 12        | 8         | 4        |          |           | 86         | 84         | 16         |
| 2010        | Windsor Aigles (CQCS)       | 15        | 8         | 7        | 0        |           | 124        | 101        | 16         |
| 2011        | Windsor Aigles (CQCS)       | 14        | 10        | 4        | 0        |           | 155        | 73         | 20         |
| 2012        | Windsor Aigles (CQCS)       | 15        | 13        | 2        | 0        |           | 128        | 83         | 26         |
| 2013        | Windsor Aigles (CQCS)       | 15        | 11        | 4        |          |           | 185        | 129        | 22         |
| 2014        | Windsor Aigles (CQCS)       | 12        | 11        | 1        |          |           | 159        | 64         | 22         |
| 2015        | Windsor Aigles (CQCS)       | 12        | 11        | 1        |          |           | 176        | 63         | 22         |
| 2016        | Windsor Aigles (CQCS)       | 12        | 8         | 4        | 0        | 0         | 120        | 86         | 16         |
| 2017        | Windsor Aigles (CQCS)       | 12        | 12        | 0        | 0        | 0         | 172        | 61         | 24         |
| 2018        | Windsor Eagles              | 9         | 5         | 4        | 0        |           | 93         | 95         | 10         |
| 2019        | Windsor Eagles              | 10        | 1         | 9        | 0        |           | 81         | 153        | 2          |



**Lasalle Brasseurs / Caughnawaga Indians**

|      |                     | <u>GP</u> | <u>W</u> | <u>L</u> | <u>T</u> | <u>OL</u> | <u>GF</u> | <u>GA</u> | <u>PTS</u> |
|------|---------------------|-----------|----------|----------|----------|-----------|-----------|-----------|------------|
| 2003 | Lasalle Brasseurs   | 16        | 7        | 8        | 0        | 1         | 145       | 188       | 15         |
| 2004 | Lasalle Brasseurs   | 16        | 12       | 3        | 1        | 0         | 188       | 121       | 25         |
| 2005 | Lasalle Brasseurs   | 16        | 8        | 8        | 0        | 0         | 145       | 145       | 16         |
| 2006 | Lasalle Brasseurs   | 16        | 10       | 6        | 0        |           | 180       | 150       | 20         |
| 2007 | Lasalle Brasseurs   | 16        | 9        | 5        | 2        |           | 142       | 134       | 20         |
| 2008 | Caughnawaga Indians | 18        | 11       | 6        | 0        | 1         | 158       | 129       | 22         |
| 2009 | Caughnawaga Indians | 16        | 10       | 5        | 1        | 0         | 207       | 162       | 21         |
| 2010 | Caughnawaga Indians | 22        | 16       | 6        | 0        | 0         | 276       | 217       | 32         |

**St-Eustache Diabolo**

|      |                     | <u>GP</u> | <u>W</u> | <u>L</u> | <u>T</u> | <u>OL</u> | <u>GF</u> | <u>GA</u> | <u>PTS</u> |
|------|---------------------|-----------|----------|----------|----------|-----------|-----------|-----------|------------|
| 2004 | St-Eustache Diabolo | 16        | 0        | 16       | 0        | 0         | 85        | 247       | 0          |
| 2005 | St-Eustache Diabolo | 16        | 1        | 15       | 0        | 0         | 80        | 220       | 2          |

**Valleyfield Warriors / Vaudreuil Dinomytes / Valleyfield Dinomytes**

|             |                             | <u>GP</u> | <u>W</u>  | <u>L</u> | <u>T</u> | <u>OL</u> | <u>GF</u>  | <u>GA</u>  | <u>PTS</u> |
|-------------|-----------------------------|-----------|-----------|----------|----------|-----------|------------|------------|------------|
| <b>2005</b> | <b>Valleyfield Warriors</b> | <b>16</b> | <b>15</b> | <b>1</b> | <b>0</b> | <b>0</b>  | <b>259</b> | <b>116</b> | <b>30</b>  |
| 2006        | Valleyfield Warriors        | 16        | 11        | 5        | 0        |           | 193        | 130        | 22         |
| 2007        | Valleyfield Dinomytes       | 16        | 7         | 9        | 0        |           | 137        | 143        | 14         |
| 2008        | Valleyfield Dinomytes       | 18        | 8         | 9        | 0        | 1         | 123        | 153        | 16         |
| 2009        | Vaudreuil Dinomytes         | 16        | 7         | 8        | 1        | 0         | 163        | 179        | 15         |
| 2010        | Valleyfield Dinomytes       | 22        | 16        | 6        | 0        | 0         | 247        | 184        | 32         |

**Sherbrooke Extrême**

|      |                    | <u>GP</u> | <u>W</u> | <u>L</u> | <u>T</u> | <u>OL</u> | <u>GF</u> | <u>GA</u> | <u>PTS</u> |
|------|--------------------|-----------|----------|----------|----------|-----------|-----------|-----------|------------|
| 2007 | Sherbrooke Extrême | 16        | 6        | 8        | 1        |           | 134       | 155       | 13         |
| 2008 | Sherbrooke Extrême | 18        | 4        | 13       | 0        | 1         | 107       | 152       | 8          |

**Vermont Voyageurs**

|      |                   | <u>GP</u> | <u>W</u> | <u>L</u> | <u>T</u> | <u>OL</u> | <u>GF</u> | <u>GA</u> | <u>PTS</u> |
|------|-------------------|-----------|----------|----------|----------|-----------|-----------|-----------|------------|
| 2010 | Vermont Voyageurs | 18        | 6        | 12       | 0        | 0         | 168       | 187       | 12         |
| 2011 | Vermont Voyageurs | 16        | 8        | 8        | 0        |           | 173       | 136       | 16         |
| 2012 | Vermont Voyageurs | 16        | 8        | 7        | 1        |           | 177       | 168       | 17         |
| 2013 | Vermont Voyageurs | 14        | 4        | 0        | 10       |           | 147       | 150       | 8          |
| 2014 | Vermont Voyageurs | 16        | 7        | 9        | 0        |           | 190       | 181       | 14         |
| 2015 | Vermont Voyageurs | 15        | 9        | 6        | 0        |           | 167       | 169       | 18         |
| 2016 | Vermont Voyageurs | 14        | 3        | 11       | 0        |           | 110       | 211       | 6          |

**West End Warlocks**

|      |                   | <u>GP</u> | <u>W</u> | <u>L</u> | <u>T</u> | <u>OL</u> | <u>GF</u> | <u>GA</u> | <u>PTS</u> |
|------|-------------------|-----------|----------|----------|----------|-----------|-----------|-----------|------------|
| 2010 | West End Warlocks | 22        | 1        | 21       | 0        | 0         | 123       | 334       | 2          |
| 2011 | West End Warlocks | 0         | 0        | 0        | 0        |           | 0         | 0         | 0          |

**Montréal Phoenix**

|      |                  | <u>GP</u> | <u>W</u> | <u>L</u> | <u>T</u> |  | <u>GF</u> | <u>GA</u> | <u>PTS</u> |
|------|------------------|-----------|----------|----------|----------|--|-----------|-----------|------------|
| 2011 | Montréal Phoenix | 16        | 0        | 15       | 1        |  | 115       | 295       | 2          |
| 2012 | Montreal Phoenix | 16        | 6        | 9        | 1        |  | 128       | 174       | 13         |

### Capital Region Axemen

|             |                              | <u>GP</u> | <u>W</u>  | <u>L</u> | <u>T</u> | <u>OL</u> | <u>GF</u>  | <u>GA</u>  | <u>PTS</u> |
|-------------|------------------------------|-----------|-----------|----------|----------|-----------|------------|------------|------------|
| 2013        | Capital Region Axemen        | 14        | 6         | 1        | 7        |           | 117        | 152        | 13         |
| 2014        | Capital Region Axemen        | 16        | 14        | 2        | 0        |           | 210        | 113        | 28         |
| <b>2015</b> | <b>Capital Region Axemen</b> | <b>15</b> | <b>13</b> | <b>2</b> | <b>0</b> |           | <b>195</b> | <b>88</b>  | <b>26</b>  |
| 2016        | Capital Region Axemen        | 14        | 13        | 1        | 0        |           | 210        | 80         | 26         |
| 2017        | Capital Region Axemen        | 12        | 8         | 3        | 0        | 1         | 136        | 88         | 17         |
| 2018        | Capital Region Axemen        | 13        | 12        | 1        | 0        |           | 167        | 88         | 24         |
| <b>2019</b> | <b>Capital Region Axemen</b> | <b>11</b> | <b>6</b>  | <b>4</b> | <b>1</b> |           | <b>129</b> | <b>118</b> | <b>13</b>  |
| 2020        | <i>season cancelled</i>      |           |           |          |          |           |            |            |            |
| 2021        | <i>season cancelled</i>      |           |           |          |          |           |            |            |            |
| <b>2022</b> | <b>Capital Region Axemen</b> | <b>12</b> | <b>7</b>  | <b>5</b> | <b>0</b> |           | <b>103</b> | <b>107</b> | <b>15</b>  |

### Kahnawake Tomahawks

|      |                     | <u>GP</u> | <u>W</u> | <u>L</u> | <u>T</u> |  | <u>GF</u> | <u>GA</u> | <u>PTS</u> |
|------|---------------------|-----------|----------|----------|----------|--|-----------|-----------|------------|
| 2014 | Kahnawake Tomahawks | 16        | 1        | 15       | 0        |  | 112       | 259       | 2          |
| 2015 | Kahnawake Tomahawks | 15        | 0        | 15       | 0        |  | 110       | 204       | 0          |

### Sherbrooke Extrême

|      |                                     | <u>GP</u> | <u>W</u> | <u>L</u> | <u>T</u> |  | <u>GF</u> | <u>GA</u> | <u>PTS</u> |
|------|-------------------------------------|-----------|----------|----------|----------|--|-----------|-----------|------------|
| 2008 | Sherbrooke-East Angus Ravens (CQCS) | 12        | 2        | 10       |          |  | 95        | 120       | 4          |
| 2009 | Sherbrooke Extrême (CQCS)           | 10        | 9        | 1        |          |  | 109       | 51        | 18         |
| 2010 | Sherbrooke Extrême (CQCS)           | 15        | 11       | 3        | 1        |  | 139       | 71        | 23         |
| 2011 | Sherbrooke Extrême (CQCS)           | 14        | 12       | 1        | 1        |  | 146       | 48        | 25         |
| 2012 | Sherbrooke Extrême (CQCS)           | 15        | 14       | 1        | 0        |  | 108       | 56        | 28         |
| 2013 | Sherbrooke Extrême (CQCS)           | 15        | 9        | 6        |          |  | 140       | 122       | 18         |
| 2014 | Sherbrooke Extrême                  | 16        | 4        | 12       | 0        |  | 143       | 189       | 8          |

**CIRCUIT QUÉBÉCOIS DE CROSSE SÉNIOR 'C'**  
**CIRCUIT QUÉBÉCOIS DE CROSSE SÉNIOR 'C'**

**2008-2017**

**2019-2019**

|           |                              |   |
|-----------|------------------------------|---|
| 2008-2014 | Longueuil Patriotes          | <i>suspended operations</i>                     |
| 2008-2010 | Shawinigan Éclairs           | <i>transferred to Trois-Rivières [Mauricie]</i> |
| 2008-2017 | Windsor Aigles               | <i>joined Québec Senior B League</i>            |
| 2008-2008 | Sherbrooke-East Angus Ravens | <i>renamed Sherbrooke Extrême</i>               |
| 2009-2013 | Magog Memphrés               | <i>folded</i>                                   |
| 2009-2013 | Sherbrooke Extrême           | <i>joined Québec Senior B League</i>            |
| 2009-2011 | Valleyfield Asterix          | <i>folded</i>                                   |
| 2011-2013 | Mauricie Éclairs             | <i>folded</i>                                   |
| 2011-2017 | East Angus Wolves            | <i>folded</i>                                   |
| 2014-2015 | Wendake Ahki'wahcha'         | <i>suspended operations</i>                     |
| 2015-2016 | Laval Milice                 | <i>folded</i>                                   |
| 2016-2017 | Longueuil Patriotes          | <i>folded</i>                                   |
| 2016-2016 | Sherbrooke Extrême           | <i>folded</i>                                   |
| 2017-2017 | Wendake Ahki'wahcha'         | <i>folded</i>                                   |
| 2019-2019 | East Angus Wolves            | <i>folded</i>                                   |
| 2019-2019 | Trois-Rivières Rivermen      | <i>folded</i>                                   |
| 2019-2019 | Valleyfield Astérix          | <i>folded</i>                                   |
| 2019-2019 | Wendake Ahki'wahcha'         | <i>folded</i>                                   |
| 2019-2019 | West Bay Bombers             | <i>folded</i>                                   |

**2008 CIRCUIT QUÉBÉCOIS DE CROSSE SÉNIOR 'C'**

|                              | <u>GP</u> | <u>W</u> | <u>L</u> | <u>GF</u> | <u>GA</u> | <u>PTS</u> |
|------------------------------|-----------|----------|----------|-----------|-----------|------------|
| Longueuil Patriotes*         | 12        | 8        | 4        | 116       | 92        | 16         |
| Windsor Aigles               | 12        | 8        | 4        | 86        | 84        | 16         |
| Shawinigan Éclairs           | 12        | 6        | 6        | 84        | 85        | 12         |
| Sherbrooke-East Angus Ravens | 12        | 2        | 10       | 95        | 120       | 4          |

**PLAYOFFS**

Longueuil Patriotes defeated East Angus Ravens 10-5

Windsor Aigles defeated Shawinigan Éclairs 6-4

**CONSOLATION GAME**

East Angus Ravens defeated Shawinigan Éclairs 6-5

**CHAMPIONSHIP GAME**

Longueuil Patriotes defeated Windsor Aigles 8-7

**2009 CIRCUIT QUÉBÉCOIS DE CROSSE SÉNIOR 'C'**

|                     | <u>GP</u> | <u>W</u> | <u>L</u> | <u>GF</u> | <u>GA</u> | <u>PTS</u> |
|---------------------|-----------|----------|----------|-----------|-----------|------------|
| Sherbrooke Extrême* | 10        | 9        | 1        | 109       | 51        | 18         |
| Longueuil Patriotes | 10        | 6        | 4        | 90        | 69        | 12         |
| Windsor Aigles      | 10        | 6        | 4        | 75        | 60        | 12         |
| Shawinigan Éclairs  | 10        | 6        | 4        | 76        | 82        | 12         |
| Valleyfield Astérix | 10        | 2        | 7        | 47        | 93        | 4          |
| Magog Memphrés      | 10        | 1        | 9        | 51        | 93        | 2          |

**PLAYOFFS**

Sherbrooke Extrême defeated Shawinigan Éclairs 12-1

Longueuil Patriotes defeated Windsor Aigles 10-6

Sherbrooke Extrême defeated Longueuil Patriotes 8-2

**2010 CIRCUIT QUÉBÉCOIS DE CROSSE SÉNIOR 'C'**

|                     | <u>GP</u> | <u>W</u> | <u>L</u> | <u>T</u> | <u>GF</u> | <u>GA</u> | <u>PTS</u> |
|---------------------|-----------|----------|----------|----------|-----------|-----------|------------|
| Sherbrooke Extrême* | 15        | 11       | 3        | 1        | 139       | 71        | 23         |
| Shawinigan Éclairs  | 15        | 11       | 4        | 0        | 123       | 110       | 22         |
| Windsor Aigles      | 15        | 8        | 7        | 0        | 124       | 101       | 16         |
| Longueuil Patriotes | 15        | 7        | 6        | 1        | 126       | 133       | 15         |
| Valleyfield Astérix | 15        | 4        | 10       | 1        | 79        | 116       | 9          |
| Magog Memphrés      | 15        | 2        | 12       | 1        | 80        | 140       | 5          |

**PLAYOFFS**

Windsor Aigles defeated Magog Memphrés (6-3, 5-7)

Valleyfield Astérix defeated Longueuil Patriotes (9-12, 11-7)

Sherbrooke defeated Valleyfield Astérix (9-2, 8-5)

Shawinigan defeated Windsor Aigles (12-8, 7-10)

Sherbrooke Extrême defeated Shawinigan Éclairs (12-8, 7-4)

**2011 CIRCUIT QUÉBÉCOIS DE CROSSE SÉNIOR 'C'**

|                     | <u>GP</u> | <u>W</u> | <u>L</u> | <u>T</u> | <u>GF</u> | <u>GA</u> | <u>PTS</u> |
|---------------------|-----------|----------|----------|----------|-----------|-----------|------------|
| Sherbrooke Extrême* | 14        | 12       | 1        | 1        | 146       | 48        | 25         |
| Windsor Aigles      | 14        | 10       | 4        | 0        | 155       | 73        | 20         |
| Mauricie Éclairs    | 14        | 9        | 5        | 0        | 113       | 95        | 18         |
| Longueuil Patriotes | 14        | 8        | 6        | 0        | 137       | 114       | 16         |
| Magog Memphrés      | 14        | 7        | 6        | 1        | 138       | 118       | 15         |
| Valleyfield Astérix | 14        | 2        | 12       | 0        | 82        | 117       | 4          |
| East Angus Wolfs    | 14        | 0        | 14       | 0        | 29        | 235       | 0          |

**PLAYOFFS**

Mauricie Éclairs defeated Valleyfield Astérix in two-game, total-goals series 17-5 (7-4, 10-1)

Magog Memphrés defeated Longueuil Patriotes in two-game, total-goals series 20-18 (8-10, 12-8)

Sherbrooke Extrême defeated Magog Memphrés in two-game, total-goals series 10-5 (5-4, 5-1)

Windsor Aigles defeated Mauricie Éclairs in two-game, total-goals series 30-7 (24-3, 6-4)

Sherbrooke Extrême defeated Windsor Aigles 2 games to 1 (8-9 OT, 7-3, 9-2)

**2012 CIRCUIT QUÉBÉCOIS DE CROSSE SÉNIOR 'C'**

|                     | <u>GP</u> | <u>W</u> | <u>L</u> | <u>T</u> | <u>GF</u> | <u>GA</u> | <u>PTS</u> |
|---------------------|-----------|----------|----------|----------|-----------|-----------|------------|
| Sherbrooke Extrême* | 15        | 14       | 1        | 0        | 108       | 56        | 28         |
| Windsor Aigles      | 15        | 13       | 2        | 0        | 128       | 83        | 26         |
| Longueuil Patriotes | 15        | 8        | 7        | 0        | 141       | 92        | 16         |
| Magog Memphrés      | 15        | 7        | 8        | 0        | 140       | 137       | 14         |
| Mauricie Éclairs    | 15        | 2        | 13       | 0        | 93        | 156       | 4          |
| East-Angus Wolfs    | 15        | 1        | 14       | 0        | 66        | 152       | 2          |

**PLAYOFFS**

Sherbrooke Extrême defeated Magog Memphrés in two-game, total-goals series 13-10 (4-5, 9-5)

Longueuil Patriotes defeated Windsor Aigles in two-game, total-goals series 14-12 (7-6, 7-6)

Sherbrooke Extrême defeated Longueuil Patriotes 2 games to 0 (4-3, 4-2)

**2013 CIRCUIT QUÉBÉCOIS DE CROSSE SÉNIOR 'C'**

|                     | <u>GP</u> | <u>W</u> | <u>L</u> | <u>GF</u> | <u>GA</u> | <u>PTS</u> |
|---------------------|-----------|----------|----------|-----------|-----------|------------|
| Longueuil Patriotes | 15        | 13       | 2        | 176       | 111       | 26         |
| Windsor Aigles      | 15        | 11       | 4        | 185       | 129       | 22         |
| Sherbrooke Extrême* | 15        | 9        | 6        | 140       | 122       | 18         |
| East-Angus Wolfs    | 15        | 6        | 9        | 120       | 163       | 12         |
| Mauricie Éclairs    | 15        | 5        | 10       | 133       | 169       | 10         |
| Magog Memphrés      | 15        | 1        | 14       | 130       | 190       | 2          |

**PLAYOFFS**

Sherbrooke Extrême defeated Magog Memphrés 13-5

Mauricie Éclairs defeated East-Angus Wolfs 13-10

Longueuil Patriotes defeated Mauricie Éclairs 14-11\*

Sherbrooke Extrême defeated Windsor Aigles in two-game, total-goals series 22-20 (13-7, 9-13)

*\*two-game, total-goals series replaced by single game due to arena unavailability*

Sherbrooke Extrême defeated Longueuil Patriotes 2 games to 0 (9-6, 7-4)

**2014 CIRCUIT QUÉBÉCOIS DE CROSSE SÉNIOR 'C'**

|                      | <u>GP</u> | <u>W</u> | <u>L</u> | <u>GF</u> | <u>GA</u> | <u>PTS</u> |
|----------------------|-----------|----------|----------|-----------|-----------|------------|
| Windsor Aigles*      | 12        | 11       | 1        | 159       | 64        | 22         |
| Longueuil Patriotes  | 12        | 9        | 3        | 144       | 71        | 18         |
| Wendake Ahki'wahcha' | 12        | 4        | 8        | 75        | 118       | 8          |
| East-Angus Wolfs     | 12        | 0        | 12       | 34        | 159       | 0          |

**PLAYOFFS**

Windsor Aigles defeated East-Angus Wolfs 14-2

Longueuil Patriotes defeated Wendake Ahki'wahcha' 18-9

Windsor Aigles defeated Longueuil Patriotes 2 games to 0 (11-7, 11-9)

**2015 CIRCUIT QUÉBÉCOIS DE CROSSE SÉNIOR 'C'**

|                      | <u>GP</u> | <u>W</u> | <u>L</u> | <u>GF</u> | <u>GA</u> | <u>PTS</u> |
|----------------------|-----------|----------|----------|-----------|-----------|------------|
| Windsor Aigles*      | 12        | 11       | 1        | 176       | 63        | 22         |
| Laval Milice         | 12        | 7        | 5        | 147       | 90        | 14         |
| East Angus Wolfs     | 12        | 5        | 7        | 69        | 137       | 10         |
| Wendake Ahki'wahcha' | 12        | 1        | 11       | 64        | 166       | 2          |

**PLAYOFFS**

Windsor Aigles defeated Wendake Ahki'wahcha' 14-2

Laval Milice defeated East Angus Wolfs 15-9

Windsor Aigles defeated Laval Milice 2 games to 0 (11-10, 16-7)

**2016 CIRCUIT QUÉBÉCOIS DE CROSSE SÉNIOR 'C'**

|                     | <u>GP</u> | <u>W</u> | <u>L</u> | <u>T</u> | <u>OL</u> | <u>GF</u> | <u>GA</u> | <u>PTS</u> |
|---------------------|-----------|----------|----------|----------|-----------|-----------|-----------|------------|
| Sherbrooke Extrême* | 12        | 11       | 1        | 0        | 0         | 145       | 94        | 22         |
| Windsor Aigles      | 12        | 8        | 4        | 0        | 0         | 120       | 86        | 16         |
| Laval Milice        | 12        | 7        | 3        | 1        | 1         | 158       | 119       | 15         |
| East Angus Wolfs    | 12        | 3        | 8        | 1        | 0         | 95        | 130       | 7          |
| Longueuil Patriotes | 12        | 0        | 12       | 0        | 0         | 52        | 141       | 0          |

**PLAYOFFS**

East Angus Wolfs defeated Longueuil Patriotes 1-0 forfait

Sherbrooke Extrême defeated East Angus Wolfs 2 games to 0 (13-8, 11-5)

Windsor Aigles defeated Laval Milice 2 games to 1 (11-9, 8-7, 9-6)

Sherbrooke Extrême defeated Windsor Aigles 2 games to 1 (15-12, 10-14, 8-7)

## 2017 CIRCUIT QUÉBÉCOIS DE CROSSE SÉNIOR 'C'

|                      | <u>GP</u> | <u>W</u> | <u>L</u> | <u>T</u> | <u>OL</u> | <u>GF</u> | <u>GA</u> | <u>PTS</u> |
|----------------------|-----------|----------|----------|----------|-----------|-----------|-----------|------------|
| Windsor Aigles       | 12        | 12       | 0        | 0        | 0         | 172       | 61        | 24         |
| Longueuil Patriotes  | 12        | 6        | 5        | 0        | 1         | 88        | 102       | 12         |
| East Angus Wolfs     | 12        | 4        | 7        | 0        | 1         | 104       | 138       | 8          |
| Wendake Ahki'wahcha' | 12        | 2        | 10       | 0        | 0         | 71        | 134       | 4          |

*Longueuil Patriotes forfeited game 1-0 to Wendake Ahki'wahcha'*

*Wendake Ahki'wahcha' forfeited game 1-0 to Longueuil Patriotes*

### PLAYOFFS

Windsor Aigles defeated Wendake Ahki'wahcha' 13-5

Longueuil Patriotes defeated East Angus Wolfs 17-6

Windsor Aigles defeated Longueuil Patriotes 2 games to 0 (12-4, 11-6)

## 2019 CIRCUIT QUÉBÉCOIS DE CROSSE SÉNIOR 'C'

|                         | <u>GP</u> | <u>W</u> | <u>L</u> | <u>T</u> | <u>OL</u> | <u>GF</u> | <u>GA</u> | <u>PTS</u> |
|-------------------------|-----------|----------|----------|----------|-----------|-----------|-----------|------------|
| West Bay Bombers*       |           |          |          |          |           |           |           |            |
| Wendake Ahki'wahcha'    |           |          |          |          |           |           |           |            |
| East Angus Wolfs        |           |          |          |          |           |           |           |            |
| Trois-Rivières Rivermen |           |          |          |          |           |           |           |            |
| Valleyfield Astérix     |           |          |          |          |           |           |           |            |

### PLAYOFFS

West Bay Bombers defeated Trois-Rivières Rivermen 24-6

Wendake Ahki'wahcha' defeated East Angus Wolfs

West Bay Bombers defeated Wendake Ahki'wahcha' 11-6

## COUPE DE PRÉSIDENT PLAYOFF CHAMPIONS

|      | <u>Champion</u>                    | <u>Finalist</u>      |
|------|------------------------------------|----------------------|
| 2008 | <b>Longueuil Patriotes</b>         | Windsor Aigles       |
| 2009 | <b>Sherbrooke Extrême</b>          | Longueuil Patriotes  |
| 2010 | <b>Sherbrooke Extrême</b>          | Shawinigan Éclairs   |
| 2011 | <b>Sherbrooke Extrême</b>          | Windsor Aigles       |
| 2012 | <b>Sherbrooke Extrême</b>          | Longueuil Patriotes  |
| 2013 | <b>Sherbrooke Extrême</b>          | Longueuil Patriotes  |
| 2014 | <b>Windsor Aigles</b>              | Longueuil Patriotes  |
| 2015 | <b>Windsor Aigles</b>              | Laval Milice         |
| 2016 | <b>Sherbrooke Extrême</b>          | Windsor Aigles       |
| 2017 | <b>Windsor Aigles</b>              | Longueuil Patriotes  |
| 2018 | <i>league suspended operations</i> |                      |
| 2019 | <b>West Bay Bombers</b>            | Wendake Ahki'wahcha' |

### Longueuil Patriotes

|             |                             | <u>GP</u> | <u>W</u> | <u>L</u> | <u>T</u> | <u>OL</u> | <u>GF</u>  | <u>GA</u> | <u>PTS</u> |
|-------------|-----------------------------|-----------|----------|----------|----------|-----------|------------|-----------|------------|
| <b>2008</b> | <b>Longueuil Patriotes</b>  | <b>12</b> | <b>8</b> | <b>4</b> |          |           | <b>116</b> | <b>92</b> | <b>16</b>  |
| 2009        | Longueuil Patriotes         | 10        | 6        | 4        |          |           | 90         | 69        | 12         |
| 2010        | Longueuil Patriotes         | 15        | 7        | 6        | 1        |           | 126        | 133       | 15         |
| 2011        | Longueuil Patriotes         | 14        | 8        | 6        | 0        |           | 137        | 114       | 16         |
| 2012        | Longueuil Patriotes         | 15        | 8        | 7        | 0        |           | 141        | 92        | 16         |
| 2013        | Longueuil Patriotes         | 15        | 13       | 2        |          |           | 176        | 111       | 26         |
| 2014        | Longueuil Patriotes         | 12        | 9        | 3        |          |           | 144        | 71        | 18         |
| 2015        | <i>suspended operations</i> |           |          |          |          |           |            |           |            |
| 2016        | Longueuil Patriotes         | 12        | 0        | 12       | 0        | 0         | 52         | 141       | 0          |
| 2017        | Longueuil Patriotes         | 12        | 6        | 5        | 0        | 1         | 88         | 102       | 12         |

### Shawinigan Éclairs / Mauricie Éclairs

|      |                    | <u>GP</u> | <u>W</u> | <u>L</u> | <u>T</u> |  | <u>GF</u> | <u>GA</u> | <u>PTS</u> |
|------|--------------------|-----------|----------|----------|----------|--|-----------|-----------|------------|
| 2008 | Shawinigan Éclairs | 12        | 6        | 6        |          |  | 84        | 85        | 12         |
| 2009 | Shawinigan Éclairs | 10        | 6        | 4        |          |  | 76        | 82        | 12         |
| 2010 | Shawinigan Éclairs | 15        | 11       | 4        | 0        |  | 123       | 110       | 22         |
| 2011 | Mauricie Éclairs   | 14        | 9        | 5        | 0        |  | 113       | 95        | 18         |
| 2012 | Mauricie Éclairs   | 15        | 2        | 13       | 0        |  | 93        | 156       | 4          |
| 2013 | Mauricie Éclairs   | 15        | 5        | 10       |          |  | 133       | 169       | 10         |

### Sherbrooke-East Angus Ravens / Sherbrooke Extrême

|             |                              | <u>GP</u> | <u>W</u>  | <u>L</u> | <u>T</u> | <u>OL</u> | <u>GF</u>  | <u>GA</u>  | <u>PTS</u> |
|-------------|------------------------------|-----------|-----------|----------|----------|-----------|------------|------------|------------|
| 2008        | Sherbrooke-East Angus Ravens | 12        | 2         | 10       |          |           | 95         | 120        | 4          |
| <b>2009</b> | <b>Sherbrooke Extrême</b>    | <b>10</b> | <b>9</b>  | <b>1</b> |          |           | <b>109</b> | <b>51</b>  | <b>18</b>  |
| <b>2010</b> | <b>Sherbrooke Extrême</b>    | <b>15</b> | <b>11</b> | <b>3</b> | <b>1</b> |           | <b>139</b> | <b>71</b>  | <b>23</b>  |
| <b>2011</b> | <b>Sherbrooke Extrême</b>    | <b>14</b> | <b>12</b> | <b>1</b> | <b>1</b> |           | <b>146</b> | <b>48</b>  | <b>25</b>  |
| <b>2012</b> | <b>Sherbrooke Extrême</b>    | <b>15</b> | <b>14</b> | <b>1</b> | <b>0</b> |           | <b>108</b> | <b>56</b>  | <b>28</b>  |
| <b>2013</b> | <b>Sherbrooke Extrême</b>    | <b>15</b> | <b>9</b>  | <b>6</b> |          |           | <b>140</b> | <b>122</b> | <b>18</b>  |
| 2014        | Sherbrooke Extrême (QSL)     | 16        | 4         | 12       | 0        |           | 143        | 189        | 8          |
| 2015        | <i>suspended operations</i>  |           |           |          |          |           |            |            |            |
| <b>2016</b> | <b>Sherbrooke Extrême</b>    | <b>12</b> | <b>11</b> | <b>1</b> | <b>0</b> | <b>0</b>  | <b>145</b> | <b>94</b>  | <b>22</b>  |

### Windsor Aigles

|             |                       | <u>GP</u> | <u>W</u>  | <u>L</u> | <u>T</u> | <u>OL</u> | <u>GF</u>  | <u>GA</u> | <u>PTS</u> |
|-------------|-----------------------|-----------|-----------|----------|----------|-----------|------------|-----------|------------|
| 2009        | Windsor Aigles        | 10        | 6         | 4        |          |           | 75         | 60        | 12         |
| 2008        | Windsor Aigles        | 12        | 8         | 4        |          |           | 86         | 84        | 16         |
| 2010        | Windsor Aigles        | 15        | 8         | 7        | 0        |           | 124        | 101       | 16         |
| 2011        | Windsor Aigles        | 14        | 10        | 4        | 0        |           | 155        | 73        | 20         |
| 2012        | Windsor Aigles        | 15        | 13        | 2        | 0        |           | 128        | 83        | 26         |
| 2013        | Windsor Aigles        | 15        | 11        | 4        |          |           | 185        | 129       | 22         |
| <b>2014</b> | <b>Windsor Aigles</b> | <b>12</b> | <b>11</b> | <b>1</b> |          |           | <b>159</b> | <b>64</b> | <b>22</b>  |
| <b>2015</b> | <b>Windsor Aigles</b> | <b>12</b> | <b>11</b> | <b>1</b> |          |           | <b>176</b> | <b>63</b> | <b>22</b>  |
| 2016        | Windsor Aigles        | 12        | 8         | 4        | 0        | 0         | 120        | 86        | 16         |
| <b>2017</b> | <b>Windsor Aigles</b> | <b>12</b> | <b>12</b> | <b>0</b> | <b>0</b> | <b>0</b>  | <b>172</b> | <b>61</b> | <b>24</b>  |

### Magog Memphrés

|      |                | <u>GP</u> | <u>W</u> | <u>L</u> | <u>T</u> |  | <u>GF</u> | <u>GA</u> | <u>PTS</u> |
|------|----------------|-----------|----------|----------|----------|--|-----------|-----------|------------|
| 2009 | Magog Memphrés | 10        | 1        | 9        |          |  | 51        | 93        | 2          |
| 2010 | Magog Memphrés | 15        | 2        | 12       | 1        |  | 80        | 140       | 5          |
| 2011 | Magog Memphrés | 14        | 7        | 6        | 1        |  | 138       | 118       | 15         |
| 2012 | Magog Memphrés | 15        | 7        | 8        | 0        |  | 140       | 137       | 14         |
| 2013 | Magog Memphrés | 15        | 1        | 14       |          |  | 130       | 190       | 2          |

### Valleyfield Astérix

|      |                     | <u>GP</u> | <u>W</u> | <u>L</u> | <u>T</u> |  | <u>GF</u> | <u>GA</u> | <u>PTS</u> |
|------|---------------------|-----------|----------|----------|----------|--|-----------|-----------|------------|
| 2009 | Valleyfield Astérix | 10        | 2        | 7        |          |  | 47        | 93        | 4          |
| 2010 | Valleyfield Astérix | 15        | 4        | 10       | 1        |  | 79        | 116       | 9          |
| 2011 | Valleyfield Astérix | 14        | 2        | 12       | 0        |  | 82        | 117       | 4          |

**East Angus Wolves**

|      |                   | <u>GP</u> | <u>W</u> | <u>L</u> | <u>T</u> | <u>OL</u> | <u>GF</u> | <u>GA</u> | <u>PTS</u> |
|------|-------------------|-----------|----------|----------|----------|-----------|-----------|-----------|------------|
| 2011 | East Angus Wolves | 14        | 0        | 14       | 0        |           | 29        | 235       | 0          |
| 2012 | East Angus Wolves | 15        | 1        | 14       | 0        |           | 66        | 152       | 2          |
| 2013 | East-Angus Wolves | 15        | 6        | 9        |          |           | 120       | 163       | 12         |
| 2014 | East-Angus Wolves | 12        | 0        | 12       |          |           | 34        | 159       | 0          |
| 2015 | East Angus Wolves | 12        | 5        | 7        |          |           | 69        | 137       | 10         |
| 2016 | East Angus Wolves | 12        | 3        | 8        | 1        | 0         | 95        | 130       | 7          |
| 2017 | East Angus Wolves | 12        | 4        | 7        | 0        | 1         | 104       | 138       | 8          |

**Wendake Ahki'wahcha'**

|      |                             | <u>GP</u> | <u>W</u> | <u>L</u> | <u>T</u> | <u>OL</u> | <u>GF</u> | <u>GA</u> | <u>PTS</u> |
|------|-----------------------------|-----------|----------|----------|----------|-----------|-----------|-----------|------------|
| 2014 | Wendake Ahki'wahcha'        | 12        | 4        | 8        |          |           | 75        | 118       | 8          |
| 2015 | Wendake Ahki'wahcha'        | 12        | 1        | 11       |          |           | 64        | 166       | 2          |
| 2016 | <i>suspended operations</i> |           |          |          |          |           |           |           |            |
| 2017 | Wendake Ahki'wahcha'        | 12        | 2        | 10       | 0        | 0         | 71        | 134       | 4          |

**Laval Milice**

|      |              | <u>GP</u> | <u>W</u> | <u>L</u> | <u>T</u> | <u>OL</u> | <u>GF</u> | <u>GA</u> | <u>PTS</u> |
|------|--------------|-----------|----------|----------|----------|-----------|-----------|-----------|------------|
| 2015 | Laval Milice | 12        | 7        | 5        |          |           | 147       | 90        | 14         |
| 2016 | Laval Milice | 12        | 7        | 3        | 1        | 1         | 158       | 119       | 15         |

**CIRCUIT PROVINCIAL DE CROSSE SÉNIOR (BOX)****2023-****2023 CIRCUIT PROVINCIAL DE CROSSE SÉNIOR 'C' / PROVINCIAL SENIOR 'C' LACROSSE LEAGUE**

|                      | <u>GP</u> | <u>W</u> | <u>L</u> | <u>T</u> | <u>OL</u> | <u>GF</u> | <u>GA</u> | <u>PTS</u> |
|----------------------|-----------|----------|----------|----------|-----------|-----------|-----------|------------|
| Longueuil Gunners    | 8         | 8        | 0        | 0        | 0         | 66        | 24        | 16         |
| West Bay Bombers*    | 8         | 5        | 3        | 0        | 0         | 69        | 46        | 10         |
| Montréal Rive-Nord   | 8         | 5        | 3        | 0        | 0         | 58        | 37        | 10         |
| Wendake Ahki'wahcha' | 8         | 2        | 5        | 0        | 1         | 48        | 65        | 5          |
| Sherbrooke Estrie    | 8         | 0        | 8        | 0        | 0         | 20        | 89        | 0          |

**CHAMPIONSHIP**

West Bay Bombers defeated Longueuil Gunners 8-7



## LIGUE DE CROSSE JUNIOR 'C' DU QUÉBEC

### 2015 LIGUE DE CROSSE JUNIOR 'C' DU QUÉBEC

|                      | <u>GP</u> | <u>W</u> | <u>L</u> | <u>T</u> | <u>OL</u> | <u>GF</u> | <u>GA</u> | <u>PTS</u> |
|----------------------|-----------|----------|----------|----------|-----------|-----------|-----------|------------|
| Longueuil Patriotes* | 12        | 9        | 3        | 0        | 0         | 99        | 101       | 18         |
| Sherbrooke Extrême   | 12        | 6        | 5        | 1        | 0         | 144       | 96        | 13         |
| Windsor Aigles       | 12        | 5        | 6        | 1        | 0         | 124       | 133       | 11         |
| Montréal Shamrocks   | 6         | 0        | 6        | 0        | 0         | 31        | 68        | 0          |

#### PLAYOFFS

Longueuil Patriotes defeated Sherbrooke Extrême 3 games to 2 (10-14, 7-9, 7-5, 6-4, 8-6)

### 2016 LIGUE DE CROSSE JUNIOR 'C' DU QUÉBEC

|                                  | <u>GP</u> | <u>W</u> | <u>L</u> | <u>T</u> | <u>OL</u> | <u>GF</u> | <u>GA</u> | <u>PTS</u> |
|----------------------------------|-----------|----------|----------|----------|-----------|-----------|-----------|------------|
| Sherbrooke Extrême               | 12        | 10       | 2        | 0        | 0         | 143       | 97        | 20         |
| Windsor Aigles*                  | 12        | 7        | 4        | 1        | 0         | 102       | 87        | 15         |
| Longueuil Patriotes              | 12        | 6        | 5        | 1        | 0         | 116       | 101       | 13         |
| West Island Lacrosse Association | 12        | 0        | 12       | 0        | 0         | 67        | 143       | 0          |

#### PLAYOFFS

Sherbrooke Extrême defeated West Island Lacrosse Association 2 games to 0 (18-6, 20-8)

Windsor Aigles defeated Longueuil Patriotes 2 games to 0 (8-6, 13-5)

Windsor Aigles defeated Sherbrooke Extrême 3 games to 1 (7-8, 11-10, 7-5, 12-10)

### 2017 LIGUE DE CROSSE JUNIOR 'C' DU QUÉBEC

|                     | <u>GP</u> | <u>W</u> | <u>L</u> | <u>T</u> | <u>OL</u> | <u>GF</u> | <u>GA</u> | <u>PTS</u> |
|---------------------|-----------|----------|----------|----------|-----------|-----------|-----------|------------|
| Windsor Aigles*     | 12        | 10       | 2        | 0        | 0         | 151       | 106       | 18         |
| Longueuil Patriotes | 12        | 4        | 7        | 1        | 0         | 105       | 119       | 9          |
| Sherbrooke Extrême  | 12        | 3        | 7        | 1        | 1         | 106       | 137       | 7          |

*Longueuil Patriotes forfeited game 1-0 to Sherbrooke Extrême*

#### PLAYOFFS

Longueuil Patriotes defeated Sherbrooke Extrême 2 games to 1 (10-8, 9-14, 16-9)

Windsor Aigles defeated Longueuil Patriotes 2 games to 0 (12-11, 12-2)

**LIGUE SÉNIOR DE CROSSE AU CHAMP DU QUÉBEC****2019-****2019 LIGUE SÉNIOR DE CROSSE AU CHAMP DU QUÉBEC / QUÉBEC SENIOR FIELD LACROSSE LEAGUE**

|                                   | <u>GP</u> | <u>W</u> | <u>L</u> | <u>T</u> | <u>OL</u> | <u>GF</u> | <u>GA</u> | <u>PTS</u> |
|-----------------------------------|-----------|----------|----------|----------|-----------|-----------|-----------|------------|
| West Bay Bombers                  | 10        | 9        | 0        | 0        | 1         | 143       | 72        | 25         |
| Trois-Rivières Gros Thons*        | 10        | 7        | 3        | 0        | 0         | 76        | 79        | 24         |
| Blainville Héritage Chiropratique | 10        | 6        | 4        | 0        | 0         | 81        | 79        | 19         |
| Laval Fighting Frogs              | 10        | 4        | 6        | 0        | 0         | 65        | 80        | 16         |
| Wendake Ahki'wahcha'              | 10        | 3        | 7        | 0        | 0         | 87        | 103       | 15         |
| Rousillon Rebels                  | 10        | 2        | 8        | 0        | 0         | 63        | 109       | 13         |

**PLAYOFFS**

Blainville Héritage Chiropratique defeated Rousillon Rebels

Laval Fighting Frogs defeated Wendake Ahki'wahcha'

Trois-Rivières Gros Thons defeated Blainville Héritage Chiropratique

Laval Fighting Frogs defeated West Bay Bombers 12-11 OT

Trois-Rivières Gros Thons defeated Laval Fighting Frogs

**2021 LIGUE SÉNIOR DE CROSSE AU CHAMP DU QUÉBEC / QUÉBEC SENIOR FIELD LACROSSE LEAGUE**

|                                   | <u>GP</u> | <u>W</u> | <u>L</u> | <u>T</u> | <u>OL</u> | <u>GF</u> | <u>GA</u> | <u>PTS</u> |
|-----------------------------------|-----------|----------|----------|----------|-----------|-----------|-----------|------------|
| The Three Bares Lacrosse Club     | 9         | 9        | 0        | 0        | 0         | 99        | 47        | 27         |
| Flood Girl Lacrosse Club          | 7         | 6        | 0        | 0        | 1         | 84        | 28        | 22         |
| West Bay Bombers                  | 8         | 4        | 3        | 0        | 1         | 65        | 67        | 17         |
| Kahnawake Scalpers                | 9         | 3        | 6        | 0        | 0         | 54        | 75        | 15         |
| Trois-Rivières Gros Thons         | 8         | 3        | 5        | 0        | 0         | 72        | 81        | 14         |
| Blainville Héritage Chiropratique | 8         | 2        | 6        | 0        | 0         | 58        | 83        | 12         |
| Champlain-Lennoxville Cougars     | 8         | 4        | 4        | 0        | 0         | 77        | 80        | 13         |
| Rousillon Rebels                  | 7         | 1        | 6        | 0        | 0         | 37        | 85        | 10         |

**THREE NATIONS SENIOR 'B' LACROSSE LEAGUE****2009-**

|              |                               |  |
|--------------|-------------------------------|--|
| 2009-2009    | Akwesasne Mad Mohawks         | <i>folded prior to start of season</i> |
| 2009-2010    | Akwesasne Thunderbirds        | <i>folded</i>                          |
| 2009-2013    | Cornwall Island Redmen        | <i>renamed Akwesasne Outlawz</i>       |
| 2009-2009    | Massena Muskies               | <i>renamed Snake Island Muskies</i>    |
| 2010-2015    | Snake Island Muskies          | <i>suspended operations</i>            |
| 2011-2014    | Caughnawaga Indians           | <i>suspended operations</i>            |
| 2011-2012    | St. Regis Akwesasne Braves    | <i>folded</i>                          |
| 2014-2014    | Akwesasne Outlawz             | <i>suspended operations</i>            |
| 2014-2015    | Tyendinaga Wolfpack           | <i>renamed Thunderbirds</i>            |
| 2016-2018    | Caughnawaga Indians           | <i>folded</i>                          |
| 2016-2018    | St. Regis Braves              | <i>folded</i>                          |
| 2016-2017    | Tyendinaga Thunderbirds       | <i>folded</i>                          |
| <b>2017-</b> | <b>Snake Island Muskies</b>   |  |
| <b>2023-</b> | <b>Akwesasne Bucks</b>        |  |
| <b>2023-</b> | <b>Capital Region Axemen</b>  |  |
| <b>2023-</b> | <b>Cornwall Island Redmen</b> |  |

**2009 THREE NATIONS SENIOR LACROSSE LEAGUE**

|                        | <u>GP</u> | <u>W</u> | <u>L</u> | <u>T</u> | <u>GF</u> | <u>GA</u> | <u>PTS</u> |
|------------------------|-----------|----------|----------|----------|-----------|-----------|------------|
| Massena Muskies*       | 16        | 8        | 8        | 0        | 192       | 178       | 16         |
| Akwesasne Thunderbirds | 16        | 4        | 12       | 0        | 131       | 215       | 8          |
| Cornwall Island Redmen | 16        | 2        | 14       | 0        | 132       | 251       | 4          |
| Akwesasne Mad Mohawks  | 0         | 0        | 0        | 0        | 0         | 0         | 0          |

*League played interlocking schedule with the Québec Senior Lacrosse League*

*Akwesasne Mad Mohawks forfeited their debut game versus Kahnawake Mohawks on April 26, 2009 and were suspended by league*

**PLAYOFFS**

Cornwall Island Redmen defeated Akwesasne Thunderbirds 3 games to 0 (7-5, 16-6, 11-10)

Massena Muskies defeated Cornwall Island Redmen 3 games to 0 (9-7, 14-4, 9-5)

**2010 THREE NATIONS SENIOR LACROSSE LEAGUE**

|                         | <u>GP</u> | <u>W</u> | <u>L</u> | <u>T</u> | <u>GF</u> | <u>GA</u> | <u>PTS</u> |
|-------------------------|-----------|----------|----------|----------|-----------|-----------|------------|
| Cornwall Island Redmen* | 18        | 16       | 2        | 0        | 239       | 154       | 32         |
| Snake Island Muskies    | 18        | 13       | 5        | 0        | 220       | 152       | 26         |
| Akwesasne Thunderbirds  | 18        | 4        | 14       | 0        | 156       | 229       | 8          |

*League played interlocking schedule with the Québec Senior Lacrosse League*

**PLAYOFFS**

Snake Island Muskies defeated Akwesasne Thunderbirds 3 games to 0 (20-2, 22-6, 17-13)

Cornwall Island Redmen defeated Snake Island Muskies 3 games to 0 (9-5, 6-5, 10-3)

**2011 THREE NATIONS SENIOR LACROSSE LEAGUE**

|                            | <u>GP</u> | <u>W</u> | <u>L</u> | <u>T</u> | <u>GF</u> | <u>GA</u> | <u>PTS</u> |
|----------------------------|-----------|----------|----------|----------|-----------|-----------|------------|
| St. Regis Akwesasne Braves | 16        | 11       | 4        | 1        | 205       | 123       | 22         |
| Cornwall Island Redmen     | 16        | 10       | 5        | 1        | 185       | 150       | 20         |
| Snake Island Muskies*      | 16        | 9        | 7        | 0        | 185       | 168       | 18         |
| Caughnawaga Indians        | 16        | 4        | 11       | 1        | 173       | 250       | 8          |

*League played interlocking schedule with the Québec Senior Lacrosse League*

**PLAYOFFS**

Snake Island Muskies defeated Cornwall Island Redmen 4 games to 2 (5-13, 9-8, 13-7, 8-4, 9-10, 13-7)

Snake Island Muskies defeated St. Regis Akwesasne Braves 3 games to 2 (9-5, 11-13, 8-7, 8-12, 8-7 OT)

**2012 THREE NATIONS SENIOR LACROSSE LEAGUE**

|                             | <u>GP</u> | <u>W</u> | <u>L</u> | <u>T</u> | <u>GF</u> | <u>GA</u> | <u>PTS</u> |
|-----------------------------|-----------|----------|----------|----------|-----------|-----------|------------|
| St. Regis Akwesasne Braves* | 16        | 14       | 2        | 0        | 270       | 127       | 28         |
| Cornwall Island Redmen      | 16        | 9        | 7        | 0        | 178       | 164       | 18         |
| Caughnawaga Indians         | 16        | 7        | 8        | 1        | 156       | 195       | 15         |
| Snake Island Muskies        | 16        | 2        | 14       | 0        | 141       | 227       | 4          |

*League played interlocking schedule with the Québec Senior Lacrosse League*

**PLAYOFFS**

St. Regis Akwesasne Braves defeated Cornwall Island Redmen 4 games to 0 (16-11, 15-8, 20-7, 0-0 forfeit)

**2013 THREE NATIONS SENIOR LACROSSE LEAGUE**

|                        | <u>GP</u> | <u>W</u> | <u>L</u> | <u>T</u> | <u>GF</u> | <u>GA</u> | <u>PTS</u> |
|------------------------|-----------|----------|----------|----------|-----------|-----------|------------|
| Snake Island Muskies   | 14        | 9        | 5        | 0        | 158       | 134       | 18         |
| Caughnawaga Indians*   | 14        | 8        | 6        | 0        | 173       | 169       | 16         |
| Cornwall Island Redmen | 14        | 3        | 10       | 1        | 126       | 163       | 7          |

*League played interlocking schedule with the Québec Senior Lacrosse League*

**PLAYOFFS**

Caughnawaga Indians defeated Cornwall Island Redmen 3 games to 0 (17-8, 12-10, 9-8)

Caughnawaga Indians defeated Snake Island Muskies 4 games to 1 (6-11, 12-10, 15-11, 11-10, 8-6)

**2014 THREE NATIONS SENIOR LACROSSE LEAGUE**

|                      | <u>GP</u> | <u>W</u> | <u>L</u> | <u>T</u> | <u>GF</u> | <u>GA</u> | <u>PTS</u> |
|----------------------|-----------|----------|----------|----------|-----------|-----------|------------|
| Snake Island Muskies | 18        | 14       | 4        | 0        | 194       | 98        | 28         |
| Akwesasne Outlawz*   | 18        | 13       | 5        | 0        | 279       | 113       | 26         |
| Caughnawaga Indians  | 18        | 7        | 11       | 0        | 225       | 269       | 14         |
| Tyendinaga Wolfpack  | 18        | 2        | 16       | 0        | 83        | 301       | 4          |

*Tyendinaga Wolfpack forfeited games to Snake Island Muskies on May 9, June 15, and July 3, 2014*

*Snake Island Muskies forfeited game to Tyendinaga Wolfpack on May 29, 2014*

*Akwesasne Outlawz forfeited game to Tyendinaga Wolfpack on July 13, 2014*

**PLAYOFFS**

Snake Island Muskies defeated Tyendinaga Wolfpack 3 games to 0 (23-12, 20-7, forfeit)

Akwesasne Outlawz defeated Caughnawaga Indians 3 games to (29-4, 20-5, forfeit)

Akwesasne Outlawz defeated Snake Island Muskies 3 games to 1 (8-9, 9-8, 13-9, 10-7)

**2015 THREE NATIONS SENIOR LACROSSE LEAGUE**

|                      | <u>GP</u> | <u>W</u> | <u>L</u> | <u>T</u> | <u>GF</u> | <u>GA</u> | <u>PTS</u> |
|----------------------|-----------|----------|----------|----------|-----------|-----------|------------|
| Snake Island Muskies | 16        | 9        | 7        | 0        | 173       | 166       | 18         |
| Tyendinaga Wolfpack  | 6         | 0        | 6        | 0        | 43        | 94        | 0          |

*Snake Island Muskies played interlocking schedule with the Québec Senior Lacrosse League*

**2016 THREE NATIONS SENIOR LACROSSE LEAGUE**

|                          | <u>GP</u> | <u>W</u> | <u>L</u> | <u>T</u> | <u>GF</u> | <u>GA</u> | <u>PTS</u> |
|--------------------------|-----------|----------|----------|----------|-----------|-----------|------------|
| St. Regis Braves         | 14        | 9        | 5        | 0        | 150       | 123       | 18         |
| Tyendinaga Thunderbirds* | 14        | 5        | 9        | 0        | 152       | 167       | 10         |
| Caughnawaga Indians      | 14        | 1        | 13       | 0        | 99        | 249       | 2          |

*League played interlocking schedule with the Québec Senior Lacrosse League*

**PLAYOFFS**

Tyendinaga Thunderbirds defeated St. Regis Braves 3 games to 1 (11-10, 8-6, 11-14, 15-13)

**2017 THREE NATIONS SENIOR LACROSSE LEAGUE**

|                         | <u>GP</u> | <u>W</u> | <u>L</u> | <u>T</u> | <u>OL</u> | <u>GF</u> | <u>GA</u> | <u>PTS</u> |
|-------------------------|-----------|----------|----------|----------|-----------|-----------|-----------|------------|
| Tyendinaga Thunderbirds | 12        | 7        | 5        | 0        | 0         | 142       | 117       | 14         |
| St. Regis Braves        | 13        | 7        | 6        | 0        | 0         | 155       | 110       | 14         |
| Snake Island Muskies    | 12        | 2        | 10       | 0        | 0         | 71        | 144       | 4          |
| Caughnawaga Indians     | 13        | 1        | 12       | 0        | 0         | 66        | 189       | 2          |

*League played interlocking schedule with the Québec Senior Lacrosse League*

**PLAYOFFS**

Tyendinaga Thunderbirds defeated Caughnawaga Indians 23-6

St. Regis Braves defeated Snake Island Muskies 2 games to 0 (14-4, 11-5)

St. Regis Braves defeated Tyendinaga Thunderbirds 4 games to 2 (11-8, 12-10, 11-6, 12-14, 10-16, 10-9 OT)

**2018 THREE NATIONS SENIOR LACROSSE LEAGUE**

|                      | <u>GP</u> | <u>W</u> | <u>L</u> | <u>T</u> | <u>GF</u> | <u>GA</u> | <u>PTS</u> |
|----------------------|-----------|----------|----------|----------|-----------|-----------|------------|
| St. Regis Braves     | 16        | 12       | 4        | 0        | 167       | 113       | 24         |
| Snake Island Muskies | 16        | 7        | 9        | 0        | 174       | 156       | 14         |
| Caughnawaga Indians* | 16        | 6        | 10       | 0        | 149       | 193       | 12         |

*League played interlocking schedule with the Québec Senior Lacrosse League*

**PLAYOFFS**

Caughnawaga Indians defeated Snake Island Muskies 3 games to 1 (0-0 cancelled, 12-9, 10-4, 8-15, 13-7)

Caughnawaga Indians defeated St. Regis Braves (0-0 forfeit)

**2019 THREE NATIONS SENIOR LACROSSE LEAGUE**

|                       | <u>GP</u> | <u>W</u> | <u>L</u> | <u>T</u> | <u>GF</u> | <u>GA</u> | <u>PTS</u> |
|-----------------------|-----------|----------|----------|----------|-----------|-----------|------------|
| Snake Island Muskies* | 8         | 2        | 5        | 1        | 74        | 97        | 5          |

*League played interlocking schedule with the Québec Senior Lacrosse League*

**2020 THREE NATIONS SENIOR LACROSSE LEAGUE**

*Three Nations Senior Lacrosse League season cancelled on June 2, 2020 due to the COVID-19 coronavirus pandemic*

**2022 THREE NATIONS SENIOR LACROSSE LEAGUE**

|                       | <u>GP</u> | <u>W</u> | <u>L</u> | <u>T</u> | <u>GF</u> | <u>GA</u> | <u>PTS</u> |
|-----------------------|-----------|----------|----------|----------|-----------|-----------|------------|
| Snake Island Muskies* | 12        | 5        | 7        | 0        | 108       | 127       | 10         |

*League played interlocking schedule with the Québec Senior Lacrosse League*

**2023 THREE NATIONS SENIOR LACROSSE LEAGUE**

|                        | <u>GP</u> | <u>W</u> | <u>L</u> | <u>T</u> | <u>GF</u> | <u>GA</u> | <u>PTS</u> |
|------------------------|-----------|----------|----------|----------|-----------|-----------|------------|
| Akwesasne Bucks        | 13        | 12       | 1        | 0        | 158       | 76        | 24         |
| Snake Island Muskies*  | 13        | 9        | 4        | 0        | 147       | 102       | 18         |
| Capital Region Axemen  | 12        | 5        | 7        | 0        | 112       | 122       | 10         |
| Cornwall Island Redmen | 14        | 0        | 14       | 0        | 88        | 222       | 0          |

**PLAYOFFS**

Akwesasne Bucks defeated Cornwall Island Redmen 2 games to 0 (19-8, 11-6)

Snake Island Muskies defeated Capital Region Axemen 2 games to 0 (9-3, 13-8)

Snake Island Muskies defeated Akwesasne Bucks 4 games to 3 (11-9, 10-8, 7-11, 3-13, 7-9, 9-5, 8-6)

### THREE NATIONS SENIOR LACROSSE LEAGUE CHAMPIONS

|      | <u>Champion</u>                   | <u>Finalist</u>            |
|------|-----------------------------------|----------------------------|
| 2009 | <b>Massena Muskies</b>            | Cornwall Island Redmen     |
| 2010 | <b>Cornwall Island Redmen</b>     | Snake Island Muskies       |
| 2011 | <b>Snake Island Muskies</b>       | St. Regis Akwesasne Braves |
| 2012 | <b>St. Regis Akwesasne Braves</b> | Cornwall Island Redmen     |
| 2013 | <b>Caughnawaga Indians</b>        | Snake Island Muskies       |
| 2014 | <b>Akwesasne Outlawz</b>          | Snake Island Muskies       |
| 2015 | <b>Snake Island Muskies</b>       | - none -                   |
| 2016 | <b>Tyendinaga Thunderbirds</b>    | St. Regis Braves           |
| 2017 | <b>St. Regis Braves</b>           | Tyendinaga Thunderbirds    |
| 2018 | <b>Caughnawaga Indians</b>        | St. Regis Braves           |
| 2019 | <b>Snake Island Muskies</b>       | - none -                   |
| 2020 | <i>no decision</i>                |                            |
| 2021 | <i>no decision</i>                |                            |
| 2022 | <b>Snake Island Muskies</b>       | - none -                   |
| 2023 | <b>Snake Island Muskies</b>       | Akwesasne Bucks            |

#### Akwesasne Thunderbirds

|      |                        | <u>GP</u> | <u>W</u> | <u>L</u> | <u>T</u> | <u>GF</u> | <u>GA</u> | <u>PTS</u> |
|------|------------------------|-----------|----------|----------|----------|-----------|-----------|------------|
| 2009 | Akwesasne Thunderbirds | 16        | 4        | 12       | 0        | 131       | 215       | 8          |
| 2010 | Akwesasne Thunderbirds | 18        | 4        | 14       | 0        | 156       | 229       | 8          |

#### Cornwall Island Redmen / Akwesasne Outlawz

|             |                               | <u>GP</u> | <u>W</u>  | <u>L</u> | <u>T</u> | <u>GF</u>  | <u>GA</u>  | <u>PTS</u> |
|-------------|-------------------------------|-----------|-----------|----------|----------|------------|------------|------------|
| 2009        | Cornwall Island Redmen        | 16        | 2         | 14       | 0        | 132        | 251        | 4          |
| <b>2010</b> | <b>Cornwall Island Redmen</b> | <b>18</b> | <b>16</b> | <b>2</b> | <b>0</b> | <b>239</b> | <b>154</b> | <b>32</b>  |
| 2011        | Cornwall Island Redmen        | 16        | 10        | 5        | 1        | 185        | 150        | 20         |
| 2012        | Cornwall Island Redmen        | 16        | 9         | 7        | 0        | 178        | 164        | 18         |
| 2013        | Cornwall Island Redmen        | 14        | 3         | 10       | 1        | 126        | 163        | 7          |
| <b>2014</b> | <b>Akwesasne Outlawz</b>      | <b>18</b> | <b>13</b> | <b>5</b> | <b>0</b> | <b>279</b> | <b>113</b> | <b>26</b>  |

#### Caughnawaga Indians

|             |                             | <u>GP</u> | <u>W</u> | <u>L</u>  | <u>T</u> | <u>OL</u> | <u>GF</u>  | <u>GA</u>  | <u>PTS</u> |
|-------------|-----------------------------|-----------|----------|-----------|----------|-----------|------------|------------|------------|
| 2003        | Lasalle Brasseurs (LCSQ)    | 16        | 7        | 8         | 0        | 1         | 145        | 188        | 15         |
| 2004        | Lasalle Brasseurs (LCSQ)    | 16        | 12       | 3         | 1        | 0         | 188        | 121        | 25         |
| 2005        | Lasalle Brasseurs (LCSQ)    | 16        | 8        | 8         | 0        | 0         | 145        | 145        | 16         |
| 2006        | Lasalle Brasseurs (LCSQ)    | 16        | 10       | 6         | 0        |           | 180        | 150        | 20         |
| 2007        | Lasalle Brasseurs (LCSQ)    | 16        | 9        | 5         | 2        |           | 142        | 134        | 20         |
| 2008        | Caughnawaga Indians (LCSQ)  | 18        | 11       | 6         | 0        | 1         | 158        | 129        | 22         |
| 2009        | Caughnawaga Indians (LCSQ)  | 16        | 10       | 5         | 1        | 0         | 207        | 162        | 21         |
| 2010        | Caughnawaga Indians (LCSQ)  | 22        | 16       | 6         | 0        | 0         | 276        | 217        | 32         |
| 2011        | Caughnawaga Indians         | 16        | 4        | 11        | 1        |           | 173        | 250        | 8          |
| 2012        | Caughnawaga Indians         | 16        | 7        | 8         | 1        |           | 156        | 195        | 15         |
| <b>2013</b> | <b>Caughnawaga Indians</b>  | <b>14</b> | <b>8</b> | <b>6</b>  | <b>0</b> |           | <b>173</b> | <b>169</b> | <b>16</b>  |
| 2014        | Caughnawaga Indians         | 18        | 7        | 11        | 0        |           | 225        | 269        | 14         |
| 2015        | <i>suspended operations</i> |           |          |           |          |           |            |            |            |
| 2016        | Caughnawaga Indians         | 14        | 1        | 13        | 0        |           | 99         | 249        | 2          |
| 2017        | Caughnawaga Indians         | 13        | 1        | 12        | 0        | 0         | 66         | 189        | 2          |
| <b>2018</b> | <b>Caughnawaga Indians</b>  | <b>16</b> | <b>6</b> | <b>10</b> | <b>0</b> |           | <b>149</b> | <b>193</b> | <b>12</b>  |

### Massena Muskies / SNAKE ISLAND MUSKIES

|             |                             | <u>GP</u> | <u>W</u> | <u>L</u> | <u>T</u> | <u>OL</u> | <u>GF</u>  | <u>GA</u>  | <u>PTS</u> |
|-------------|-----------------------------|-----------|----------|----------|----------|-----------|------------|------------|------------|
| <b>2009</b> | <b>Massena Muskies</b>      | <b>16</b> | <b>8</b> | <b>8</b> | <b>0</b> |           | <b>192</b> | <b>178</b> | <b>16</b>  |
| 2010        | Snake Island Muskies        | 18        | 13       | 5        | 0        |           | 220        | 152        | 26         |
| <b>2011</b> | <b>Snake Island Muskies</b> | <b>16</b> | <b>9</b> | <b>7</b> | <b>0</b> |           | <b>185</b> | <b>168</b> | <b>18</b>  |
| 2012        | Snake Island Muskies        | 16        | 2        | 14       | 0        |           | 141        | 227        | 4          |
| 2013        | Snake Island Muskies        | 14        | 9        | 5        | 0        |           | 158        | 134        | 18         |
| 2014        | Snake Island Muskies        | 18        | 14       | 4        | 0        |           | 194        | 98         | 28         |
| <b>2015</b> | <b>Snake Island Muskies</b> | <b>16</b> | <b>9</b> | <b>7</b> | <b>0</b> |           | <b>173</b> | <b>166</b> | <b>18</b>  |
| 2016        | <i>suspended operations</i> |           |          |          |          |           |            |            |            |
| 2017        | Snake Island Muskies        | 12        | 2        | 10       | 0        | 0         | 71         | 144        | 4          |
| 2018        | Snake Island Muskies        | 16        | 7        | 9        | 0        |           | 174        | 156        | 14         |
| <b>2019</b> | <b>Snake Island Muskies</b> | <b>8</b>  | <b>2</b> | <b>5</b> | <b>1</b> |           | <b>74</b>  | <b>97</b>  | <b>5</b>   |
| 2020        | <i>season cancelled</i>     |           |          |          |          |           |            |            |            |
| 2021        | <i>season cancelled</i>     |           |          |          |          |           |            |            |            |
| <b>2022</b> | <b>Snake Island Muskies</b> | <b>12</b> | <b>5</b> | <b>7</b> | <b>0</b> |           | <b>108</b> | <b>127</b> | <b>10</b>  |
| <b>2023</b> | <b>Snake Island Muskies</b> | <b>13</b> | <b>9</b> | <b>4</b> | <b>0</b> |           | <b>147</b> | <b>102</b> | <b>18</b>  |

### St. Regis Akwesasne Braves / St. Regis Braves

|             |                                   | <u>GP</u> | <u>W</u>  | <u>L</u> | <u>T</u> | <u>OL</u> | <u>GF</u>  | <u>GA</u>  | <u>PTS</u> |
|-------------|-----------------------------------|-----------|-----------|----------|----------|-----------|------------|------------|------------|
| 2011        | St. Regis Akwesasne Braves        | 16        | 11        | 4        | 1        |           | 205        | 123        | 22         |
| <b>2012</b> | <b>St. Regis Akwesasne Braves</b> | <b>16</b> | <b>14</b> | <b>2</b> | <b>0</b> |           | <b>270</b> | <b>127</b> | <b>28</b>  |
| 2013        | <i>suspended operations</i>       |           |           |          |          |           |            |            |            |
| 2014        | <i>suspended operations</i>       |           |           |          |          |           |            |            |            |
| 2015        | <i>suspended operations</i>       |           |           |          |          |           |            |            |            |
| 2016        | St. Regis Braves                  | 14        | 9         | 5        | 0        |           | 150        | 123        | 18         |
| 2017        | St. Regis Braves                  | 13        | 7         | 6        | 0        | 0         | 155        | 110        | 14         |
| 2018        | St. Regis Braves                  | 16        | 12        | 4        | 0        |           | 167        | 113        | 24         |

### Tyendinaga Wolfpack / Tyendinaga Thunderbirds

|             |                                | <u>GP</u> | <u>W</u> | <u>L</u> | <u>T</u> | <u>OL</u> | <u>GF</u>  | <u>GA</u>  | <u>PTS</u> |
|-------------|--------------------------------|-----------|----------|----------|----------|-----------|------------|------------|------------|
| 2014        | Tyendinaga Wolfpack            | 18        | 2        | 16       | 0        |           | 83         | 301        | 4          |
| 2015        | Tyendinaga Wolfpack            | 6         | 0        | 6        | 0        |           | 43         | 94         | 0          |
| <b>2016</b> | <b>Tyendinaga Thunderbirds</b> | <b>14</b> | <b>5</b> | <b>9</b> | <b>0</b> |           | <b>152</b> | <b>167</b> | <b>10</b>  |
| 2017        | Tyendinaga Thunderbirds        | 12        | 7        | 5        | 0        | 0         | 142        | 117        | 14         |

### AKWESASNE BUCKS

|             |                                | <u>GP</u> | <u>W</u>  | <u>L</u> | <u>T</u> | <u>OL</u> | <u>GF</u>  | <u>GA</u>  | <u>PTS</u> |
|-------------|--------------------------------|-----------|-----------|----------|----------|-----------|------------|------------|------------|
| <b>2019</b> | <b>Akwesasne Bucks (CanAm)</b> | <b>14</b> | <b>12</b> | <b>2</b> | <b>0</b> |           | <b>199</b> | <b>107</b> | <b>24</b>  |
| 2020        | <i>season cancelled</i>        |           |           |          |          |           |            |            |            |
| 2021        | <i>season cancelled</i>        |           |           |          |          |           |            |            |            |
| <b>2022</b> | <b>Akwesasne Bucks (CanAm)</b> | <b>10</b> | <b>9</b>  | <b>1</b> | <b>0</b> |           | <b>170</b> | <b>52</b>  | <b>18</b>  |
| 2023        | Akwesasne Bucks                | 13        | 12        | 1        | 0        |           | 158        | 76         | 24         |

### CAPITAL REGION AXEMEN

|             |                                     | <u>GP</u> | <u>W</u>  | <u>L</u> | <u>T</u> | <u>OL</u> | <u>GF</u>  | <u>GA</u>  | <u>PTS</u> |
|-------------|-------------------------------------|-----------|-----------|----------|----------|-----------|------------|------------|------------|
| 2013        | Capital Region Axemen (LCSQ)        | 14        | 6         | 1        | 7        |           | 117        | 152        | 13         |
| 2014        | Capital Region Axemen (LCSQ)        | 16        | 14        | 2        | 0        |           | 210        | 113        | 28         |
| <b>2015</b> | <b>Capital Region Axemen (LCSQ)</b> | <b>15</b> | <b>13</b> | <b>2</b> | <b>0</b> |           | <b>195</b> | <b>88</b>  | <b>26</b>  |
| 2016        | Capital Region Axemen (LCSQ)        | 14        | 13        | 1        | 0        |           | 210        | 80         | 26         |
| 2017        | Capital Region Axemen (LCSQ)        | 12        | 8         | 3        | 0        | 1         | 136        | 88         | 17         |
| 2018        | Capital Region Axemen (LCSQ)        | 13        | 12        | 1        | 0        |           | 167        | 88         | 24         |
| <b>2019</b> | <b>Capital Region Axemen (LCSQ)</b> | <b>11</b> | <b>6</b>  | <b>4</b> | <b>1</b> |           | <b>129</b> | <b>118</b> | <b>13</b>  |
| 2020        | <i>season cancelled</i>             |           |           |          |          |           |            |            |            |
| 2021        | <i>season cancelled</i>             |           |           |          |          |           |            |            |            |
| <b>2022</b> | <b>Capital Region Axemen (LCSQ)</b> | <b>12</b> | <b>7</b>  | <b>5</b> | <b>0</b> |           | <b>103</b> | <b>107</b> | <b>15</b>  |
| 2023        | Capital Region Axemen               | 12        | 5         | 7        | 0        |           | 112        | 122        | 10         |

### CORNWALL ISLAND REDMEN

|      |                        | <u>GP</u> | <u>W</u> | <u>L</u> | <u>T</u> | <u>OL</u> | <u>GF</u> | <u>GA</u> | <u>PTS</u> |
|------|------------------------|-----------|----------|----------|----------|-----------|-----------|-----------|------------|
| 2023 | Cornwall Island Redmen | 14        | 0        | 14       | 0        |           | 88        | 222       | 0          |

## ST. JOHN'S (NFLD) MOLSON INTERMEDIATE LACROSSE LEAGUE

### 1979 ST. JOHN'S MOLSON INTERMEDIATE LACROSSE LEAGUE

|                           | <u>GP</u> | <u>W</u> | <u>L</u> | <u>T</u> | <u>GF</u> | <u>GA</u> | <u>PTS</u> |
|---------------------------|-----------|----------|----------|----------|-----------|-----------|------------|
| St. John's Saints         | 4         | 3        | 1        | 0        | 27        | 24        | 6          |
| St. John's Salmonbellies* | 6         | 2        | 3        | 1        | 35        | 31        | 5          |
| St. John's Warlocks       | 6         | 2        | 3        | 1        | 31        | 34        | 5          |

#### PLAYOFFS

St. John's Salmonbellies defeated St. John's Warlocks in two-game, total-goals series 17-12 (9-7, 8-5)

St. John's Salmonbellies defeated St. John's Saints in two-game, total-goals series 24-16 (6-4, 18-12)

## MARITIME SENIOR LACROSSE LEAGUE

**2001-2005**

## MARITIME SENIOR LACROSSE LEAGUE

**2011-2013**

## NOVA SCOTIA LACROSSE LEAGUE

**2014-**

### 2001 MARITIME SENIOR LACROSSE LEAGUE

|                             | <u>GP</u> | <u>W</u> | <u>L</u> | <u>T</u> | <u>GF</u> | <u>GA</u> | <u>PCT</u> |
|-----------------------------|-----------|----------|----------|----------|-----------|-----------|------------|
| Bedford Fighting Orangutans | 16        | 13       | 3        | 0        | 180       | 109       | .812       |
| Sackville Wolves*           | 16        | 9        | 7        | 0        | 179       | 180       | .625       |
| Saint John Storm            | 14        | 8        | 6        | 0        | 139       | 132       | .571       |
| Fredericton Raging Saints   | 14        | 7        | 7        | 0        | 120       | 113       | .500       |
| Dartmouth Bandits           | 16        | 1        | 15       | 0        | 87        | 171       | .062       |

#### PLAYOFFS

Fredericton Raging Saints defeated Dartmouth Bandits 8-7

Fredericton Raging Saints defeated Bedford Fighting Orangutans 9-3

Sackville Wolves defeated Saint John Storm

Sackville Wolves defeated Fredericton Raging Saints 12-10 OT

### 2002 MARITIME SENIOR LACROSSE LEAGUE

|                             | <u>GP</u> | <u>W</u> | <u>L</u> | <u>T</u> | <u>GF</u> | <u>GA</u> | <u>PCT</u> |
|-----------------------------|-----------|----------|----------|----------|-----------|-----------|------------|
| Fredericton Raging Saints*  | 14        | 12       | 2        | 1        |           |           | .800       |
| Sackville Wolves            | 18        | 14       | 3        | 1        | 247       | 150       | .778       |
| Bedford Fighting Orangutans | 18        | 13       | 4        | 1        | 188       | 125       | .722       |
| Saint John Storm            | 15        | 4        | 11       | 0        |           |           | .267       |
| Dartmouth Bandits           | 18        | 3        | 15       | 0        | 124       | 252       | .167       |
| Halifax Crossfire           | 8         | 0        | 7        | 1        |           |           | .000       |

#### PLAYOFFS

Bedford Fighting Orangutans defeated Halifax Crossfire 15-7

Saint John Storm defeated Dartmouth Bandits 8-3

Fredericton Raging Saints defeated Saint John Storm 11-8

Bedford Fighting Orangutans 11 defeated Sackville Wolves 11-10

Fredericton Raging Saints defeated Bedford Fighting Orangutans 7-4



**2003 MARITIME SENIOR LACROSSE LEAGUE**

|                            | <u>GP</u> | <u>W</u> | <u>L</u> | <u>T</u> | <u>GF</u> | <u>GA</u> | <u>PCT</u> |
|----------------------------|-----------|----------|----------|----------|-----------|-----------|------------|
| Fredericton Raging Saints* | 14        | 11       | 3        | 0        |           |           | .786       |
| Sackville Wolves           | 15        | 11       | 4        | 0        |           |           | .733       |
| Bedford Orangutans         | 13        | 7        | 6        | 0        |           |           | .538       |
| Dartmouth Bandits          | 13        | 3        | 10       | 0        |           |           | .231       |
| Saint John Storm           | 14        | 2        | 12       | 0        |           |           | .143       |

**PLAYOFFS**

Dartmouth Bandits defeated Saint John Storm 13-11

Bedford Orangutans defeated Sackville Wolves 8-5

Fredericton Raging Saints defeated Dartmouth Bandits 13-8

Fredericton Raging Saints defeated Bedford Orangutans 10-5

**2004 MARITIME SENIOR LACROSSE LEAGUE**

|                            | <u>GP</u> | <u>W</u> | <u>L</u> |  | <u>GF</u> | <u>GA</u> | <u>PCT</u> |
|----------------------------|-----------|----------|----------|--|-----------|-----------|------------|
| Dartmouth Bandits          | 10        | 9        | 1        |  |           |           | .900       |
| Fredericton Raging Saints* | 12        | 8        | 4        |  |           |           | .667       |
| Bedford Orangutans         | 7         | 3        | 4        |  |           |           | .429       |
| Saint John Storm           | 8         | 0        | 8        |  |           |           | .000       |
| Sackville Wolves           | 8         | 0        | 8        |  |           |           | .000       |

**PLAYOFFS**

Dartmouth Bandits defeated Saint John Storm 11-4

Fredericton Raging Saints defeated Sackville Wolves 21-10

Fredericton Raging Saints defeated Dartmouth Bandits 12-11

**2005 MARITIME SENIOR LACROSSE LEAGUE**

|                           | <u>GP</u> | <u>W</u> | <u>L</u> | <u>T</u> | <u>GF</u> | <u>GA</u> | <u>PCT</u> |
|---------------------------|-----------|----------|----------|----------|-----------|-----------|------------|
| Saint John Storm          |           |          |          |          |           |           |            |
| Fredericton Raging Saints |           |          |          |          |           |           |            |

**2011 MARITIME SENIOR LACROSSE ASSOCIATION**

|  | <u>GP</u> | <u>W</u> | <u>L</u> | <u>T</u> | <u>GF</u> | <u>GA</u> | <u>PTS</u> |
|--|-----------|----------|----------|----------|-----------|-----------|------------|
| Mustard Inspectors / Twin City Arrows* |           |          |          |          |           |           |            |
| Privateers                             |           |          |          |          |           |           |            |
| Truro / Maritimes Lacrosse Club        |           |          |          |          |           |           |            |
| Jolly Rogers / Shamrocks               |           |          |          |          |           |           |            |

**2012 MARITIME SENIOR LACROSSE ASSOCIATION**

|                          | <u>GP</u> | <u>W</u> | <u>L</u> | <u>T</u> | <u>GF</u> | <u>GA</u> | <u>PTS</u> |
|--------------------------|-----------|----------|----------|----------|-----------|-----------|------------|
| Privateers Lacrosse Club | 9         | 7        | 2        | 0        | 123       | 79        | 14         |
| Pogue Fado Shamrocks     | 9         | 6        | 3        | 0        | 108       | 102       | 12         |
| Twin City Arrows         | 9         | 4        | 4        | 1        | 83        | 103       | 9          |
| Halifax Hustle           | 9         | 0        | 8        | 1        | 78        | 110       | 1          |

**2013 MARITIME SENIOR LACROSSE ASSOCIATION**

|                          | <u>GP</u> | <u>W</u> | <u>L</u> | <u>T</u> | <u>GF</u> | <u>GA</u> | <u>PTS</u> |
|--------------------------|-----------|----------|----------|----------|-----------|-----------|------------|
| Privateers Lacrosse Club |           |          |          |          |           |           |            |
| Shamrocks                |           |          |          |          |           |           |            |
| Twin City Arrows         |           |          |          |          |           |           |            |
| Halifax Hustle           |           |          |          |          |           |           |            |

#### 2014 NOVA SCOTIA SENIOR LACROSSE LEAGUE

|                          | <u>GP</u> | <u>W</u> | <u>L</u> | <u>T</u> | <u>GF</u> | <u>GA</u> | <u>PTS</u> |
|--------------------------|-----------|----------|----------|----------|-----------|-----------|------------|
| Twin City Arrows*        | 10        | 8        | 2        | 0        | 76        | 51        | 16         |
| Privateers Lacrosse Club | 11        | 7        | 4        | 0        | 93        | 66        | 14         |
| Shamrocks                | 10        | 4        | 6        | 0        | 82        | 94        | 8          |
| Halifax Hustle           | 11        | 2        | 9        | 0        | 69        | 109       | 4          |

#### PLAYOFFS

Twin City Arrows defeated Halifax Hustle 6-5

Shamrocks defeated Privateers 6-3

Twin City Arrows defeated Shamrocks 6-5 OT

#### 2015 NOVA SCOTIA SENIOR LACROSSE LEAGUE

|                     | <u>GP</u> | <u>W</u> | <u>L</u> | <u>T</u> | <u>GF</u> | <u>GA</u> | <u>PTS</u> |
|---------------------|-----------|----------|----------|----------|-----------|-----------|------------|
| Halifax Hustle*     | 11        | 7        | 3        | 1        | 102       | 82        | 15         |
| Twin City Arrows    | 11        | 7        | 3        | 1        | 81        | 63        | 15         |
| Colby Pool Sharks   | 11        | 5        | 6        | 0        | 81        | 99        | 10         |
| Fighting Orangutans | 11        | 2        | 9        | 0        | 74        | 94        | 4          |

#### PLAYOFFS

Halifax Hustle defeated Fighting Orangutans 2 games to 0 (7-2, 7-6)

Colby Pool Sharks defeated Twin City Arrows 2 games to 0 (5-3, 6-5)

Halifax Hustle defeated Colby Pool Sharks 2 games to 0 (9-1, 7-5)

#### 2016 NOVA SCOTIA SENIOR LACROSSE LEAGUE

|                     | <u>GP</u> | <u>W</u> | <u>L</u> | <u>T</u> | <u>GF</u> | <u>GA</u> | <u>PTS</u> |
|---------------------|-----------|----------|----------|----------|-----------|-----------|------------|
| Twin City Arrows    | 12        | 9        | 3        | 0        | 126       | 91        | 18         |
| Colby Pool Sharks*  | 12        | 6        | 6        | 0        | 113       | 110       | 12         |
| Halifax Hustle      | 12        | 6        | 6        | 0        | 95        | 115       | 12         |
| Fighting Orangutans | 12        | 3        | 9        | 0        | 97        | 115       | 6          |

#### PLAYOFFS

Twin City Arrows defeated Fighting Orangutans 2 games to 1 (9-11, 11-10, 12-9)

Colby Pool Sharks defeated Halifax Hustle 2 games to 0 (8-7, 10-7)

Colby Pool Sharks defeated Twin City Arrows 2 games to 0 (10-7, 12-8)

#### 2017 NOVA SCOTIA SENIOR LACROSSE LEAGUE

|                     | <u>GP</u> | <u>W</u> | <u>L</u> | <u>T</u> | <u>GF</u> | <u>GA</u> | <u>PTS</u> |
|---------------------|-----------|----------|----------|----------|-----------|-----------|------------|
| Colby Pool Sharks*  | 11        | 8        | 3        | 0        | 105       | 93        | 16         |
| Twin City Arrows    | 12        | 8        | 3        | 1        | 110       | 94        | 17         |
| Halifax Hustle      | 11        | 4        | 5        | 2        | 121       | 111       | 10         |
| Fighting Orangutans | 12        | 1        | 10       | 1        | 86        | 124       | 3          |

#### PLAYOFFS

Colby Pool Sharks defeated Fighting Orangutans 14-10

Twin City Arrows defeated Halifax Hustle 9-6

Colby Pool Sharks defeated Twin City Arrows 7-5

### 2018 NOVA SCOTIA SENIOR LACROSSE LEAGUE

|                     | <u>GP</u> | <u>W</u> | <u>L</u> | <u>T</u> | <u>GF</u> | <u>GA</u> | <u>PTS</u> |
|---------------------|-----------|----------|----------|----------|-----------|-----------|------------|
| Colby Pool Sharks*  | 10        | 7        | 3        | 0        | 95        | 82        | 14         |
| Fighting Orangutang | 12        | 6        | 6        | 0        | 122       | 106       | 12         |
| Halifax Hustle      | 9         | 5        | 3        | 1        | 102       | 100       | 11         |
| Twin City Arrows    | 11        | 2        | 8        | 1        | 80        | 111       | 5          |

*Twin City Arrows forfeited 1 game to Fighting Orangutans*

#### PLAYOFFS

Colby Pool Sharks defeated Twin City Arrows 2 games to 0 (11-4, 0-0 forfeit)

Fighting Orangutans defeated Halifax Hustle 2 games to 0 (10-9, 9-6)

Colby Pool Sharks defeated Fighting Orangutans 2 games to 0 (11-8, 15-12)

### 2019 NOVA SCOTIA SENIOR LACROSSE LEAGUE

|                      | <u>GP</u> | <u>W</u> | <u>L</u> | <u>T</u> | <u>GF</u> | <u>GA</u> | <u>PTS</u> |
|----------------------|-----------|----------|----------|----------|-----------|-----------|------------|
| Colby Pool Sharks    | 12        | 12       | 0        | 0        | 111       | 70        | 24         |
| Fighting Orangutans* | 11        | 5        | 6        | 0        | 107       | 96        | 10         |
| Halifax Hustle       | 11        | 4        | 7        | 0        | 96        | 106       | 8          |
| Twin City Arrows     | 12        | 2        | 10       | 0        | 61        | 103       | 4          |

*Twin City Arrows forfeited 2 games to Colby Pool Sharks*

#### PLAYOFFS

Colby Pool Sharks defeated Twin City Arrows 2 games to 0 (14-1, 0-0 forfeit)

Fighting Orangutans defeated Halifax Hustle 2 games to 1 (13-14, 11-3, 12-10)

Fighting Orangutans defeated Colby Pool Sharks 2 games to 1 (9-8, 10-11, 8-4)

### 2020 NOVA SCOTIA SENIOR LACROSSE LEAGUE

*Nova Scotia Lacrosse League season cancelled due to the COVID-19 coronavirus pandemic*

### 2021 NOVA SCOTIA SENIOR LACROSSE LEAGUE

|                     | <u>GP</u> | <u>W</u> | <u>L</u> | <u>T</u> | <u>GF</u> | <u>GA</u> | <u>PTS</u> |
|---------------------|-----------|----------|----------|----------|-----------|-----------|------------|
| Colby Pool Sharks*  | 8         | 5        | 3        | 0        | 84        | 73        | 10         |
| Halifax Hustle      | 8         | 4        | 2        | 2        | 104       | 80        | 10         |
| Twin City Arrows    | 8         | 3        | 5        | 0        | 69        | 88        | 6          |
| Fighting Orangutans | 8         | 2        | 4        | 2        | 72        | 88        | 6          |

#### PLAYOFFS

Colby Pool Sharks defeated Fighting Orangutans 2 games to 0 (15-10, 12-10)

Twin City Arrows defeated Halifax Hustle 2 games to 1 (6-4, 6-14, 9-8)

Colby Pool Sharks defeated Twin City Arrows 2 games to 0 (11-3, 10-9 2OT)

### 2022 NOVA SCOTIA SENIOR LACROSSE LEAGUE

|                     | <u>GP</u> | <u>W</u> | <u>L</u> | <u>T</u> | <u>GF</u> | <u>GA</u> | <u>PTS</u> |
|---------------------|-----------|----------|----------|----------|-----------|-----------|------------|
| Twin City Arrows    | 12        | 6        | 4        | 2        | 110       | 109       | 14         |
| Halifax Hustle*     | 12        | 5        | 5        | 2        | 130       | 138       | 12         |
| Colby Pool Sharks   | 12        | 5        | 5        | 2        | 122       | 119       | 12         |
| Fighting Orangutans | 12        | 5        | 7        | 0        | 127       | 123       | 10         |

#### PLAYOFFS

Fighting Orangutans defeated Twin City Arrows 2 games to 1 (3-8, 10-7, 5-4)

Halifax Hustle defeated Colby Pool Sharks 2 games to 0 (9-6, 11-9)

Halifax Hustle defeated Fighting Orangutans 3 games to 1 (5-6, 17-14, 14-10, 14-8)

**2023 NOVA SCOTIA SENIOR LACROSSE LEAGUE**

|                      | <u>GP</u> | <u>W</u> | <u>L</u> | <u>T</u> | <u>OL</u> | <u>GF</u> | <u>GA</u> | <u>PTS</u> |
|----------------------|-----------|----------|----------|----------|-----------|-----------|-----------|------------|
| Fighting Orangutans* | 12        | 9        | 3        | 0        | 0         | 112       | 99        | 18         |
| Colby Pool Sharks    | 12        | 7        | 4        | 0        | 1         | 101       | 99        | 15         |
| Halifax Hustle       | 12        | 5        | 6        | 0        | 1         | 119       | 116       | 11         |
| Twin City Arrows     | 12        | 3        | 9        | 0        | 0         | 88        | 106       | 7          |

**PLAYOFFS**

Fighting Orangutans defeated Twin City Arrows 2 games to 1 (7-9, 11-7, 10-7)

Colby Pool Sharks defeated Halifax Hustle 2 games to 1 (11-12, 12-9, 14-6)

Fighting Orangutans defeated Colby Pool Sharks 3 games to 1 (9-8, 11-13, 10-9, 11-10 2OT)

**MARITIME SENIOR LACROSSE LEAGUE CHAMPIONS**

|      | <u>Champion</u>                  | <u>Finalist</u>             |
|------|----------------------------------|-----------------------------|
| 2001 | <b>Sackville Wolves</b>          | Fredericton Raging Saints   |
| 2002 | <b>Fredericton Raging Saints</b> | Bedford Fighting Orangutans |
| 2003 | <b>Fredericton Raging Saints</b> | Bedford Orangutans          |
| 2004 | <b>Fredericton Raging Saints</b> | Dartmouth Bandits           |
| 2005 | <i>unknown</i>                   |                             |
| 2006 | <i>suspended operations</i>      |                             |
| 2007 | <i>suspended operations</i>      |                             |
| 2008 | <i>suspended operations</i>      |                             |
| 2009 | <i>suspended operations</i>      |                             |
| 2010 | <i>suspended operations</i>      |                             |
| 2011 | <b>Twin City Arrows</b>          |                             |
| 2012 |                                  |                             |
| 2013 |                                  |                             |

**NOVA SCOTIA SENIOR LACROSSE LEAGUE CHAMPIONS**

|      | <u>Champion</u>            | <u>Finalist</u>     |
|------|----------------------------|---------------------|
| 2014 | <b>Twin City Arrows</b>    | Shamrocks           |
| 2015 | <b>Halifax Hustle</b>      | Colby Pool Sharks   |
| 2016 | <b>Colby Pool Sharks</b>   | Twin City Arrows    |
| 2017 | <b>Colby Pool Sharks</b>   | Twin City Arrows    |
| 2018 | <b>Colby Pool Sharks</b>   | Fighting Orangutans |
| 2019 | <b>Fighting Orangutans</b> | Colby Pool Sharks   |
| 2020 | <i>no decision</i>         |                     |
| 2021 | <b>Colby Pool Sharks</b>   | Twin City Arrows    |

**FINCK CUP – NOVA SCOTIA SENIOR LACROSSE PLAYOFF CHAMPIONS**

|      | <u>Champion</u>            | <u>Finalist</u>     |
|------|----------------------------|---------------------|
| 2022 | <b>Halifax Hustle</b>      | Fighting Orangutans |
| 2023 | <b>Fighting Orangutans</b> | Colby Pool Sharks   |

**HALIFAX HUSTLE**

|             |                         | <u>GP</u> | <u>W</u> | <u>L</u> | <u>T</u> | <u>OL</u> | <u>GF</u>  | <u>GA</u>  | <u>PTS</u> |
|-------------|-------------------------|-----------|----------|----------|----------|-----------|------------|------------|------------|
| 2014        | Halifax Hustle          | 11        | 2        | 9        | 0        |           | 69         | 109        | 4          |
| <b>2015</b> | <b>Halifax Hustle</b>   | <b>11</b> | <b>7</b> | <b>3</b> | <b>1</b> |           | <b>102</b> | <b>82</b>  | <b>15</b>  |
| 2016        | Halifax Hustle          | 12        | 6        | 6        | 0        |           | 95         | 115        | 12         |
| 2017        | Halifax Hustle          | 11        | 4        | 5        | 2        |           | 121        | 111        | 10         |
| 2018        | Halifax Hustle          | 9         | 5        | 3        | 1        |           | 102        | 100        | 11         |
| 2019        | Halifax Hustle          | 11        | 4        | 7        | 0        |           | 96         | 106        | 8          |
| 2020        | <i>season cancelled</i> |           |          |          |          |           |            |            |            |
| 2021        | Halifax Hustle          | 8         | 4        | 2        | 2        |           | 104        | 80         | 10         |
| <b>2022</b> | <b>Halifax Hustle</b>   | <b>12</b> | <b>5</b> | <b>5</b> | <b>2</b> |           | <b>130</b> | <b>138</b> | <b>12</b>  |
| 2023        | Halifax Hustle          | 12        | 5        | 6        | 0        | 1         | 119        | 116        | 11         |

**TWIN CITY ARROWS**

|             |                         | <u>GP</u> | <u>W</u> | <u>L</u> | <u>T</u> | <u>OL</u> | <u>GF</u> | <u>GA</u> | <u>PTS</u> |
|-------------|-------------------------|-----------|----------|----------|----------|-----------|-----------|-----------|------------|
| <b>2014</b> | <b>Twin City Arrows</b> | <b>10</b> | <b>8</b> | <b>2</b> | <b>0</b> |           | <b>76</b> | <b>51</b> | <b>16</b>  |
| 2015        | Twin City Arrows        | 11        | 7        | 3        | 1        |           | 81        | 63        | 15         |
| 2016        | Twin City Arrows        | 12        | 9        | 3        | 0        |           | 126       | 91        | 18         |
| 2017        | Twin City Arrows        | 12        | 8        | 3        | 1        |           | 110       | 94        | 17         |
| 2018        | Twin City Arrows        | 11        | 2        | 8        | 1        |           | 80        | 111       | 5          |
| 2019        | Twin City Arrows        | 12        | 2        | 10       | 0        |           | 61        | 103       | 4          |
| 2020        | <i>season cancelled</i> |           |          |          |          |           |           |           |            |
| 2021        | Twin City Arrows        | 8         | 3        | 5        | 0        |           | 69        | 88        | 6          |
| 2022        | Twin City Arrows        | 12        | 6        | 4        | 2        |           | 110       | 109       | 14         |
| 2023        | Twin City Arrows        | 12        | 3        | 9        | 0        | 0         | 88        | 106       | 7          |

**FIGHTING ORANGUTANS**

|             |                            | <u>GP</u> | <u>W</u> | <u>L</u> | <u>T</u> | <u>OL</u> | <u>GF</u>  | <u>GA</u> | <u>PTS</u> |
|-------------|----------------------------|-----------|----------|----------|----------|-----------|------------|-----------|------------|
| 2014        | Privateers Lacrosse Club   | 11        | 7        | 4        | 0        |           | 93         | 66        | 14         |
| 2015        | Fighting Orangutans        | 11        | 2        | 9        | 0        |           | 74         | 94        | 4          |
| 2016        | Fighting Orangutans        | 12        | 3        | 9        | 0        |           | 97         | 115       | 6          |
| 2017        | Fighting Orangutans        | 12        | 1        | 10       | 1        |           | 86         | 124       | 3          |
| 2018        | Fighting Orangutans        | 12        | 6        | 6        | 0        |           | 122        | 106       | 12         |
| <b>2019</b> | <b>Fighting Orangutans</b> | <b>11</b> | <b>5</b> | <b>6</b> | <b>0</b> |           | <b>107</b> | <b>96</b> | <b>10</b>  |
| 2020        | <i>season cancelled</i>    |           |          |          |          |           |            |           |            |
| 2021        | Fighting Orangutans        | 8         | 2        | 4        | 2        |           | 72         | 88        | 6          |
| 2022        | Fighting Orangutans        | 12        | 5        | 7        | 0        |           | 127        | 123       | 10         |
| <b>2023</b> | <b>Fighting Orangutans</b> | <b>12</b> | <b>9</b> | <b>3</b> | <b>0</b> | <b>0</b>  | <b>112</b> | <b>99</b> | <b>18</b>  |

**COLBY POOL SHARKS**

|             |                          | <u>GP</u> | <u>W</u> | <u>L</u> | <u>T</u> | <u>OL</u> | <u>GF</u>  | <u>GA</u>  | <u>PTS</u> |
|-------------|--------------------------|-----------|----------|----------|----------|-----------|------------|------------|------------|
| 2014        | Shamrocks                | 10        | 4        | 6        | 0        |           | 82         | 94         | 8          |
| 2015        | Colby Pool Sharks        | 11        | 5        | 6        | 0        |           | 81         | 99         | 10         |
| <b>2016</b> | <b>Colby Pool Sharks</b> | <b>12</b> | <b>6</b> | <b>6</b> | <b>0</b> |           | <b>113</b> | <b>110</b> | <b>12</b>  |
| <b>2017</b> | <b>Colby Pool Sharks</b> | <b>11</b> | <b>8</b> | <b>3</b> | <b>0</b> |           | <b>105</b> | <b>93</b>  | <b>16</b>  |
| <b>2018</b> | <b>Colby Pool Sharks</b> | <b>10</b> | <b>7</b> | <b>3</b> | <b>0</b> |           | <b>95</b>  | <b>82</b>  | <b>14</b>  |
| 2019        | Colby Pool Sharks        | 12        | 12       | 0        | 0        |           | 111        | 70         | 24         |
| 2020        | <i>season cancelled</i>  |           |          |          |          |           |            |            |            |
| <b>2021</b> | <b>Colby Pool Sharks</b> | <b>8</b>  | <b>5</b> | <b>3</b> | <b>0</b> |           | <b>84</b>  | <b>73</b>  | <b>10</b>  |
| 2022        | Colby Pool Sharks        | 12        | 5        | 5        | 2        |           | 122        | 119        | 12         |
| 2023        | Colby Pool Sharks        | 12        | 7        | 4        | 0        | 1         | 101        | 99         | 15         |

## EAST COAST JUNIOR LACROSSE LEAGUE

### 2011 EAST COAST JUNIOR LACROSSE LEAGUE

| JUNIOR 'A' LEAGUE            | <u>GP</u> | <u>W</u> | <u>L</u> | <u>T</u> | <u>GF</u> | <u>GA</u> | <u>PTS</u> |
|------------------------------|-----------|----------|----------|----------|-----------|-----------|------------|
| Halifax Northwest Rebels     | 16        | 10       | 4        | 2        |           |           | 22         |
| Halifax Southwest Hurricanes | 16        | 10       | 5        | 1        |           |           | 21         |
| Moncton Mavericks            | 15        | 7        | 7        | 1        |           |           | 17         |
| Dartmouth Bandits*           | 16        | 7        | 8        | 1        |           |           | 15         |
| Sackville Wolves             | 15        | 2        | 12       | 1        |           |           | 5          |

#### PLAYOFFS

Dartmouth Bandits defeated Halifax Northwest Rebels  
 Halifax Southwest Hurricanes defeated Moncton Mavericks

Dartmouth Bandits defeated Halifax Southwest Hurricanes 3 games to 1

### 2012 EAST COAST JUNIOR LACROSSE LEAGUE

| JUNIOR 'A' LEAGUE            | <u>GP</u> | <u>W</u> | <u>L</u> | <u>T</u> | <u>GF</u> | <u>GA</u> | <u>PTS</u> |
|------------------------------|-----------|----------|----------|----------|-----------|-----------|------------|
| Halifax Northwest Rebels     |           |          |          |          |           |           |            |
| Halifax Southwest Hurricanes |           |          |          |          |           |           |            |
| Moncton Mavericks            |           |          |          |          |           |           |            |
| Dartmouth Bandits            |           |          |          |          |           |           |            |
| Sackville Wolves             |           |          |          |          |           |           |            |

| JUNIOR 'B' LEAGUE | <u>GP</u> | <u>W</u> | <u>L</u> | <u>T</u> | <u>GF</u> | <u>GA</u> | <u>PTS</u> |
|-------------------|-----------|----------|----------|----------|-----------|-----------|------------|
| St. Margarets     | 4         | 3        | 0        | 1        | 21        | 18        | 7          |
| Halifax Northwest | 2         | 2        | 0        | 0        | 19        | 10        | 4          |
| Eastern Shore     | 2         | 1        | 0        | 1        | 23        | 10        | 3          |
| Truro             | 2         | 0        | 1        | 1        | 15        | 16        | 1          |
| Dartmouth         | 3         | 0        | 2        | 1        | 15        | 16        | 1          |
| Sackville         | 3         | 0        | 3        | 0        | 8         | 31        | 0          |

### 2013 EAST COAST JUNIOR LACROSSE LEAGUE

| JUNIOR 'A' LEAGUE            | <u>GP</u> | <u>W</u> | <u>L</u> | <u>T</u> | <u>GF</u> | <u>GA</u> | <u>PTS</u> |
|------------------------------|-----------|----------|----------|----------|-----------|-----------|------------|
| Dartmouth Bandits            | 16        | 11       | 2        | 3        | 168       | 124       | 25         |
| Halifax Northwest Rebels     | 16        | 9        | 5        | 2        | 199       | 148       | 20         |
| Moncton Mavericks            | 16        | 9        | 5        | 2        | 190       | 119       | 20         |
| Halifax Southwest Hurricanes | 16        | 7        | 8        | 1        | 159       | 146       | 15         |
| Sackville Wolves             | 16        | 0        | 16       | 0        | 93        | 27        | 20         |

| JUNIOR 'B' LEAGUE        | <u>GP</u> | <u>W</u> | <u>L</u> | <u>T</u> | <u>GF</u> | <u>GA</u> | <u>PTS</u> |
|--------------------------|-----------|----------|----------|----------|-----------|-----------|------------|
| Eastern Shore Breakers   | 14        | 12       | 2        | 0        | 139       | 53        | 24         |
| Halifax Northwest Rebels | 14        | 11       | 3        | 0        | 125       | 79        | 22         |
| Truro Bearcats           | 14        | 1        | 13       | 0        | 43        | 128       | 2          |
| Sackville Wolves         | 6         | 0        | 6        | 0        | 20        | 67        | 0          |

### 2014 EAST COAST JUNIOR LACROSSE LEAGUE

| JUNIOR 'A' LEAGUE              | <u>GP</u> | <u>W</u> | <u>L</u> | <u>T</u> | <u>GF</u> | <u>GA</u> | <u>PTS</u> |
|--------------------------------|-----------|----------|----------|----------|-----------|-----------|------------|
| Halifax Northwest Marley Lions | 14        | 11       | 3        | 0        | 169       | 134       | 22         |
| Halifax Southwest Hurricanes   | 14        | 9        | 5        | 0        | 150       | 116       | 18         |
| Dartmouth Bandits              | 14        | 6        | 8        | 0        | 133       | 117       | 12         |
| Sackville Wolves               | 14        | 2        | 12       | 0        | 98        | 183       | 4          |

### 2015 EAST COAST JUNIOR LACROSSE LEAGUE

| JUNIOR 'A' LEAGUE              | <u>GP</u> | <u>W</u> | <u>L</u> | <u>T</u> | <u>GF</u> | <u>GA</u> | <u>PTS</u> |
|--------------------------------|-----------|----------|----------|----------|-----------|-----------|------------|
| Halifax Southwest Hurricanes   | 15        | 13       | 2        | 0        | 181       | 84        | 26         |
| Dartmouth Bandits              | 15        | 12       | 3        | 0        | 186       | 115       | 24         |
| Halifax Northwest Marley Lions | 15        | 11       | 4        | 0        | 178       | 100       | 22         |
| Moncton Mavericks              | 15        | 3        | 12       | 0        | 98        | 164       | 6          |
| Sackville Sportwheels Wolves   | 15        | 3        | 12       | 0        | 87        | 175       | 6          |
| Truro Mi'kmaq Warriors         | 15        | 3        | 12       | 0        | 78        | 170       | 6          |

## 2016 EAST COAST JUNIOR LACROSSE LEAGUE

| JUNIOR 'A' LEAGUE              | <u>GP</u> | <u>W</u> | <u>L</u> | <u>T</u> | <u>GF</u> | <u>GA</u> | <u>PTS</u> |
|--------------------------------|-----------|----------|----------|----------|-----------|-----------|------------|
| Dartmouth Bandits*             | 15        | 13       | 1        | 1        | 189       | 74        | 27         |
| Halifax Southwest Hurricanes   | 15        | 10       | 5        | 0        | 149       | 109       | 20         |
| Halifax Northwest Marley Lions | 15        | 7        | 6        | 2        | 132       | 129       | 16         |
| New Brunswick Mavericks        | 15        | 5        | 6        | 4        | 153       | 139       | 14         |
| Sackville Sportwheels Wolves   | 15        | 6        | 8        | 1        | 119       | 149       | 13         |
| Truro Mi'kmaq Warriors         | 15        | 0        | 15       | 0        | 87        | 229       | 0          |

### PLAYOFFS

Dartmouth Bandits defeated New Brunswick Mavericks 3 games to 0 (24-9, 15-13, 13-10)

Halifax Northwest Marley Lions defeated Halifax Southwest Hurricanes 3 games to 2 (8-11, 9-8, 7-6, 5-3 OT, 7-6)

Dartmouth Bandits defeated Halifax Northwest Marley Lions 3 games to 0 (18-7, 8-3, 16-8)

## 2017 EAST COAST JUNIOR LACROSSE LEAGUE

| JUNIOR 'A' LEAGUE              | <u>GP</u> | <u>W</u> | <u>L</u> | <u>T</u> | <u>GF</u> | <u>GA</u> | <u>PTS</u> |
|--------------------------------|-----------|----------|----------|----------|-----------|-----------|------------|
| Dartmouth Bandits*             | 15        | 13       | 1        | 1        | 235       | 85        | 27         |
| Halifax Hurricanes             | 15        | 12       | 2        | 1        | 178       | 79        | 25         |
| New Brunswick Mavericks        | 15        | 7        | 8        | 0        | 160       | 157       | 14         |
| Sackville Sportwheels Wolves   | 15        | 6        | 9        | 0        | 154       | 166       | 12         |
| Halifax Northwest Marley Lions | 15        | 6        | 9        | 0        | 119       | 146       | 12         |
| Truro Mi'kmaq Warriors         | 15        | 0        | 15       | 0        | 86        | 299       | 0          |

### PLAYOFFS

Dartmouth Bandits defeated Sackville Sportwheels Wolves 3 games to 0 (12-7, 23-5, 14-9)

Halifax Hurricanes defeated New Brunswick Mavericks 3 games to 0 (12-5, 12-6, 12-4)

Dartmouth Bandits defeated Halifax Hurricanes 3 games to 0 (10-7, 9-5, 9-8)

## 2018 EAST COAST JUNIOR LACROSSE LEAGUE

| JUNIOR 'A' LEAGUE              | <u>GP</u> | <u>W</u> | <u>L</u> | <u>T</u> | <u>GF</u> | <u>GA</u> | <u>PTS</u> |
|--------------------------------|-----------|----------|----------|----------|-----------|-----------|------------|
| Dartmouth Bandits*             | 14        | 14       | 0        | 0        | 227       | 81        | 28         |
| Halifax Hurricanes             | 14        | 9        | 5        | 0        | 169       | 112       | 18         |
| Sackville Sportwheels Wolves   | 14        | 6        | 8        | 0        | 144       | 135       | 12         |
| New Brunswick Mavericks        | 14        | 4        | 10       | 0        | 145       | 203       | 8          |
| Truro Mi'kmaq Warriors         | 14        | 2        | 12       | 0        | 94        | 248       | 4          |
| Halifax Northwest Marley Lions | 0         | 0        | 0        | 0        | 0         | 0         | 0          |

*Halifax Northwest Marley Lions folded prior to the season on April 2, 2018*

### PLAYOFFS

Dartmouth Bandits defeated New Brunswick Mavericks 3 games to 0 (22-8, 23-7, 15-8)

Halifax Hurricanes defeated Sackville Sportwheels Wolves 3 games to 2 (11-10 OT, 9-10, 9-6, 6-10, 12-8)

Dartmouth Bandits defeated Halifax Hurricanes 3 games to 2 (9-10, 4-10, 8-5, 9-8 OT, 13-6)

## 2019 EAST COAST JUNIOR LACROSSE LEAGUE

| JUNIOR 'A' LEAGUE            | <u>GP</u> | <u>W</u> | <u>L</u> | <u>T</u> | <u>GF</u> | <u>GA</u> | <u>PTS</u> |
|------------------------------|-----------|----------|----------|----------|-----------|-----------|------------|
| Dartmouth Bandits*           | 15        | 13       | 1        | 1        | 177       | 100       | 27         |
| Sackville Sportwheels Wolves | 15        | 10       | 3        | 2        | 188       | 119       | 22         |
| Halifax Hurricanes           | 15        | 9        | 5        | 1        | 177       | 121       | 19         |
| New Brunswick Mavericks      | 15        | 5        | 8        | 2        | 155       | 153       | 12         |
| Truro Mi'kmaq Warriors       | 15        | 3        | 10       | 2        | 124       | 212       | 8          |
| St. Margaret's Bay Rebels    | 15        | 0        | 13       | 2        | 96        | 212       | 2          |

### PLAYOFFS

Dartmouth Bandits defeated New Brunswick Mavericks 3 games to 0 (15-7, 11-6, 12-8)

Sackville Sportwheels Wolves defeated Halifax Hurricanes 3 games to 2 (10-12, 7-5, 9-10, 10-6, 9-7)

Dartmouth Bandits defeated Sackville Sportwheels Wolves 3 games to 0 (7-5, 9-5, 11-10)

## 2020 EAST COAST JUNIOR LACROSSE LEAGUE

*East Coast Junior Lacrosse League season cancelled due to the COVID-19 coronavirus pandemic*

## 2021 EAST COAST JUNIOR LACROSSE LEAGUE

| JUNIOR 'A' LEAGUE            | <u>GP</u> | <u>W</u> | <u>L</u> | <u>T</u> | <u>GF</u> | <u>GA</u> | <u>PTS</u> |
|------------------------------|-----------|----------|----------|----------|-----------|-----------|------------|
| Dartmouth Bandits*           | 8         | 7        | 1        | 0        | 97        | 42        | 14         |
| Halifax Hurricanes           | 8         | 6        | 2        | 0        | 71        | 50        | 12         |
| Sackville Sportwheels Wolves | 8         | 5        | 3        | 0        | 69        | 44        | 10         |
| St. Margaret's Bay Rebels    | 8         | 2        | 6        | 0        | 56        | 76        | 4          |
| Truro Mi'kmaq Warriors       | 8         | 0        | 8        | 0        | 29        | 110       | 0          |

### PLAYOFFS

Dartmouth Bandits defeated St. Margaret's Bay Rebels 2 games to 0 (13-11, 14-4)

Sackville Sportwheels Wolves defeated Halifax Hurricanes 2 games to 1 (9-7, 8-10, 11-6)

Dartmouth Bandits defeated Sackville Sportwheels Wolves 2 games to 0 (14-10, 13-4)

## 2022 EAST COAST JUNIOR LACROSSE LEAGUE

|                              | <u>GP</u> | <u>W</u> | <u>L</u> | <u>T</u> | <u>GF</u> | <u>GA</u> | <u>PTS</u> |
|------------------------------|-----------|----------|----------|----------|-----------|-----------|------------|
| Halifax Hurricanes*          | 15        | 14       | 0        | 1        | 182       | 95        | 29         |
| Dartmouth Bandits            | 15        | 8        | 4        | 3        | 114       | 111       | 19         |
| Sackville Sportwheels Wolves | 15        | 8        | 6        | 1        | 139       | 107       | 17         |
| Saint John Rapids            | 15        | 5        | 8        | 2        | 138       | 150       | 12         |
| St. Margaret's Bay Rebels    | 15        | 5        | 9        | 1        | 129       | 146       | 11         |
| Truro Mi'kmaq Warriors       | 15        | 0        | 13       | 2        | 91        | 184       | 2          |

### PLAYOFFS

Halifax Hurricanes defeated Saint John Rapids 3 games to 0 (12-3, 15-5, 17-6)

Sackville Sportwheels Wolves defeated Dartmouth Bandits 3 games to 0 (11-4, 16-7, 14-4)

Halifax Hurricanes defeated Sackville Sportwheels Wolves 3 games to 1 (6-4, 16-9, 5-13, 10-8)

## 2023 EAST COAST JUNIOR LACROSSE LEAGUE

|                              | <u>GP</u> | <u>W</u> | <u>L</u> | <u>T</u> | <u>GF</u> | <u>GA</u> | <u>PTS</u> |
|------------------------------|-----------|----------|----------|----------|-----------|-----------|------------|
| Halifax Hurricanes*          | 15        | 14       | 1        | 0        | 180       | 94        | 28         |
| Saint John Rapids            | 14        | 9        | 4        | 1        | 143       | 108       | 19         |
| Dartmouth Bandits            | 15        | 8        | 6        | 1        | 120       | 118       | 17         |
| Sackville Sportwheels Wolves | 15        | 8        | 7        | 0        | 141       | 111       | 16         |
| St. Margaret's Bay Rebels    | 14        | 4        | 10       | 0        | 107       | 151       | 8          |
| Truro Mi'kmaq Warriors       | 15        | 0        | 15       | 0        | 84        | 193       | 0          |

### PLAYOFFS

Halifax Hurricanes defeated Sackville Sportwheels Wolves 3 games to 0 (8-5, 10-9, 9-3)

Saint John Rapids defeated Dartmouth Bandits 3 games to 2 (11-3, 5-7, 13-3, 5-10, 8-7)

Halifax Hurricanes defeated Saint John Rapids 3 games to 2 (15-13, 10-11, 11-8, 11-13, 7-1)



## GARNET KNIGHT CUP CHAMPIONS

|      | <u>Champion</u>           | <u>Finalist</u>                |
|------|---------------------------|--------------------------------|
| 2016 | <b>Dartmouth Bandits</b>  | Halifax Northwest Marley Lions |
| 2017 | <b>Dartmouth Bandits</b>  | Halifax Hurricanes             |
| 2018 | <b>Dartmouth Bandits</b>  | Halifax Hurricanes             |
| 2019 | <b>Dartmouth Bandits</b>  | Sackville Sportwheels Wolves   |
| 2020 | <i>no decision</i>        |                                |
| 2021 | <b>Dartmouth Bandits</b>  | Sackville Sportwheels Wolves   |
| 2022 | <b>Halifax Hurricanes</b> | Sackville Sportwheels Wolves   |
| 2023 | <b>Halifax Hurricanes</b> | Saint John Rapids              |

## DARTMOUTH BANDITS

|             |                          | <u>GP</u> | <u>W</u>  | <u>L</u> | <u>T</u> | <u>GF</u>  | <u>GA</u>  | <u>PTS</u> |
|-------------|--------------------------|-----------|-----------|----------|----------|------------|------------|------------|
| 2013        | Dartmouth Bandits        | 16        | 11        | 2        | 3        | 168        | 124        | 25         |
| 2014        | Dartmouth Bandits        | 14        | 6         | 8        | 0        | 133        | 117        | 12         |
| 2015        | Dartmouth Bandits        | 15        | 12        | 3        | 0        | 186        | 115        | 24         |
| <b>2016</b> | <b>Dartmouth Bandits</b> | <b>15</b> | <b>13</b> | <b>1</b> | <b>1</b> | <b>189</b> | <b>74</b>  | <b>27</b>  |
| <b>2017</b> | <b>Dartmouth Bandits</b> | <b>15</b> | <b>13</b> | <b>1</b> | <b>1</b> | <b>235</b> | <b>85</b>  | <b>27</b>  |
| <b>2018</b> | <b>Dartmouth Bandits</b> | <b>14</b> | <b>14</b> | <b>0</b> | <b>0</b> | <b>227</b> | <b>81</b>  | <b>28</b>  |
| <b>2019</b> | <b>Dartmouth Bandits</b> | <b>15</b> | <b>13</b> | <b>1</b> | <b>1</b> | <b>177</b> | <b>100</b> | <b>27</b>  |
| 2020        | <i>season cancelled</i>  |           |           |          |          |            |            |            |
| <b>2021</b> | <b>Dartmouth Bandits</b> | <b>8</b>  | <b>7</b>  | <b>1</b> | <b>0</b> | <b>97</b>  | <b>42</b>  | <b>14</b>  |
| 2022        | Dartmouth Bandits        | 15        | 8         | 4        | 3        | 114        | 111        | 19         |
| 2023        | Dartmouth Bandits        | 15        | 8         | 6        | 1        | 120        | 118        | 17         |

## Halifax Northwest Rebels / Halifax Northwest Marley Lions / ST. MARGARET'S BAY REBELS

|      |                                | <u>GP</u> | <u>W</u> | <u>L</u> | <u>T</u> | <u>GF</u> | <u>GA</u> | <u>PTS</u> |
|------|--------------------------------|-----------|----------|----------|----------|-----------|-----------|------------|
| 2013 | Halifax Northwest Rebels       | 16        | 9        | 5        | 2        | 199       | 148       | 20         |
| 2014 | Halifax Northwest Marley Lions | 14        | 11       | 3        | 0        | 169       | 134       | 22         |
| 2015 | Halifax Northwest Marley Lions | 15        | 11       | 4        | 0        | 178       | 100       | 22         |
| 2016 | Halifax Northwest Marley Lions | 15        | 7        | 6        | 2        | 132       | 129       | 16         |
| 2017 | Halifax Northwest Marley Lions | 15        | 6        | 9        | 0        | 119       | 146       | 12         |
| 2018 | Halifax Northwest Marley Lions | 0         | 0        | 0        | 0        | 0         | 0         | 0          |
| 2019 | St. Margaret's Bay Rebels      | 15        | 0        | 13       | 2        | 96        | 212       | 2          |
| 2020 | <i>season cancelled</i>        |           |          |          |          |           |           |            |
| 2021 | St. Margaret's Bay Rebels      | 8         | 2        | 6        | 0        | 56        | 76        | 4          |
| 2022 | St. Margaret's Bay Rebels      | 15        | 5        | 9        | 1        | 129       | 146       | 11         |
| 2023 | St. Margaret's Bay Rebels      | 14        | 4        | 10       | 0        | 107       | 151       | 8          |

## HALIFAX HURRICANES

|             |                              | <u>GP</u> | <u>W</u>  | <u>L</u> | <u>T</u> | <u>GF</u>  | <u>GA</u> | <u>PTS</u> |
|-------------|------------------------------|-----------|-----------|----------|----------|------------|-----------|------------|
| 2013        | Halifax Southwest Hurricanes | 16        | 7         | 8        | 1        | 159        | 146       | 15         |
| 2014        | Halifax Southwest Hurricanes | 14        | 9         | 5        | 0        | 150        | 116       | 18         |
| 2015        | Halifax Southwest Hurricanes | 15        | 13        | 2        | 0        | 181        | 84        | 26         |
| 2016        | Halifax Southwest Hurricanes | 15        | 10        | 5        | 0        | 149        | 109       | 20         |
| 2017        | Halifax Hurricanes           | 15        | 12        | 2        | 1        | 178        | 79        | 25         |
| 2018        | Halifax Hurricanes           | 14        | 9         | 5        | 0        | 169        | 112       | 18         |
| 2019        | Halifax Hurricanes           | 15        | 9         | 5        | 1        | 177        | 121       | 19         |
| 2020        | <i>season cancelled</i>      |           |           |          |          |            |           |            |
| 2021        | Halifax Hurricanes           | 8         | 6         | 2        | 0        | 71         | 50        | 12         |
| <b>2022</b> | <b>Halifax Hurricanes</b>    | <b>15</b> | <b>14</b> | <b>0</b> | <b>1</b> | <b>182</b> | <b>95</b> | <b>29</b>  |
| <b>2023</b> | <b>Halifax Hurricanes</b>    | <b>15</b> | <b>14</b> | <b>1</b> | <b>0</b> | <b>180</b> | <b>94</b> | <b>28</b>  |

**Moncton Mavericks / New Brunswick Mavericks**

|      |                         | <u>GP</u> | <u>W</u> | <u>L</u> | <u>T</u> | <u>GF</u> | <u>GA</u> | <u>PTS</u> |
|------|-------------------------|-----------|----------|----------|----------|-----------|-----------|------------|
| 2013 | Moncton Mavericks       | 16        | 9        | 5        | 2        | 190       | 119       | 20         |
| 2015 | Moncton Mavericks       | 15        | 3        | 12       | 0        | 98        | 164       | 6          |
| 2016 | New Brunswick Mavericks | 15        | 5        | 6        | 4        | 153       | 139       | 14         |
| 2017 | New Brunswick Mavericks | 15        | 7        | 8        | 0        | 160       | 157       | 14         |
| 2018 | New Brunswick Mavericks | 14        | 4        | 10       | 0        | 145       | 203       | 8          |
| 2019 | New Brunswick Mavericks | 15        | 5        | 8        | 2        | 155       | 153       | 12         |

**SACKVILLE WOLVES**

|      |                              | <u>GP</u> | <u>W</u> | <u>L</u> | <u>T</u> | <u>GF</u> | <u>GA</u> | <u>PTS</u> |
|------|------------------------------|-----------|----------|----------|----------|-----------|-----------|------------|
| 2013 | Sackville Wolves             | 16        | 0        | 16       | 0        | 93        | 27        | 20         |
| 2014 | Sackville Wolves             | 14        | 2        | 12       | 0        | 98        | 183       | 4          |
| 2015 | Sackville Sportwheels Wolves | 15        | 3        | 12       | 0        | 87        | 175       | 6          |
| 2016 | Sackville Sportwheels Wolves | 15        | 6        | 8        | 1        | 119       | 149       | 13         |
| 2017 | Sackville Sportwheels Wolves | 15        | 6        | 9        | 0        | 154       | 166       | 12         |
| 2018 | Sackville Sportwheels Wolves | 14        | 6        | 8        | 0        | 144       | 135       | 12         |
| 2019 | Sackville Sportwheels Wolves | 15        | 10       | 3        | 2        | 188       | 119       | 22         |
| 2020 | <i>season cancelled</i>      |           |          |          |          |           |           |            |
| 2021 | Sackville Sportwheels Wolves | 8         | 5        | 3        | 0        | 69        | 44        | 10         |
| 2022 | Sackville Sportwheels Wolves | 15        | 8        | 6        | 1        | 139       | 107       | 17         |
| 2023 | Sackville Sportwheels Wolves | 15        | 8        | 7        | 0        | 141       | 111       | 16         |

**TRURO MI'KMAQ WARRIORS**

|      |                        | <u>GP</u> | <u>W</u> | <u>L</u> | <u>T</u> | <u>GF</u> | <u>GA</u> | <u>PTS</u> |
|------|------------------------|-----------|----------|----------|----------|-----------|-----------|------------|
| 2015 | Truro Mi'kmaq Warriors | 15        | 3        | 12       | 0        | 78        | 170       | 6          |
| 2016 | Truro Mi'kmaq Warriors | 15        | 0        | 15       | 0        | 87        | 229       | 0          |
| 2017 | Truro Mi'kmaq Warriors | 15        | 0        | 15       | 0        | 86        | 299       | 0          |
| 2018 | Truro Mi'kmaq Warriors | 14        | 2        | 12       | 0        | 94        | 248       | 4          |
| 2019 | Truro Mi'kmaq Warriors | 15        | 3        | 10       | 2        | 124       | 212       | 8          |
| 2021 | Truro Mi'kmaq Warriors | 8         | 0        | 8        | 0        | 29        | 110       | 0          |
| 2022 | Truro Mi'kmaq Warriors | 15        | 0        | 13       | 2        | 91        | 184       | 2          |
| 2023 | Truro Mi'kmaq Warriors | 15        | 0        | 15       | 0        | 84        | 193       | 0          |

**SAINT JOHN RAPIDS**

|      |                   | <u>GP</u> | <u>W</u> | <u>L</u> | <u>T</u> | <u>GF</u> | <u>GA</u> | <u>PTS</u> |
|------|-------------------|-----------|----------|----------|----------|-----------|-----------|------------|
| 2022 | Saint John Rapids | 15        | 5        | 8        | 2        | 138       | 150       | 12         |
| 2023 | Saint John Rapids | 14        | 9        | 4        | 1        | 143       | 108       | 19         |

## LACROSSE AT THE CANADA SUMMER GAMES



### 1969 CANADA SUMMER GAMES – Halifax & Dartmouth, Nova Scotia

|                  | <u>GP</u> | <u>W</u> | <u>L</u> | <u>GF</u> | <u>GA</u> | <u>PTS</u> |
|------------------|-----------|----------|----------|-----------|-----------|------------|
| Ontario          | 4         | 4        | 0        | 82        | 31        | 8          |
| British Columbia | 3         | 3        | 0        | 67        | 16        | 6          |
| Alberta          | 3         | 2        | 1        | 85        | 25        | 4          |
| Manitoba         | 4         | 2        | 2        | 70        | 50        | 4          |
| Québec           | 4         | 2        | 2        | 54        | 35        | 4          |
| Saskatchewan     | 4         | 1        | 3        | 33        | 60        | 2          |
| Nova Scotia      | 4         | 1        | 3        | 32        | 85        | 2          |
| New Brunswick    | 4         | 0        | 4        | 14        | 135       | 0          |

#### GOLD MEDAL GAME

British Columbia defeated Ontario 17-15

### 1973 CANADA SUMMER GAMES - New Westminster & Burnaby, British Columbia

|                         | <u>GP</u> | <u>W</u> | <u>L</u> | <u>GF</u> | <u>GA</u> | <u>PTS</u> |
|-------------------------|-----------|----------|----------|-----------|-----------|------------|
| PRELIMINARY ROUND-ROBIN |           |          |          |           |           |            |
| British Columbia        | 3         | 3        | 0        | 64        | 17        | 6          |
| Ontario                 | 3         | 3        | 0        | 54        | 20        | 6          |
| Alberta                 | 3         | 2        | 1        | 49        | 26        | 4          |
| Nova Scotia             | 3         | 2        | 1        | 43        | 8         | 4          |
| Manitoba                | 3         | 1        | 2        | 30        | 45        | 2          |
| Québec                  | 3         | 1        | 2        | 30        | 46        | 2          |
| Saskatchewan            | 3         | 1        | 2        | 17        | 56        | 2          |
| Newfoundland            | 3         | 1        | 2        | 16        | 33        | 2          |
| New Brunswick           | 3         | 1        | 2        | 15        | 40        | 2          |
| Prince Edward Island    | 3         | 0        | 3        | 13        | 40        | 0          |

#### SEMI-FINALS

Nova Scotia defeated British Columbia 12-10

Ontario defeated Alberta 17-11

#### BRONZE MEDAL GAME

British Columbia defeated Alberta 20-9

#### GOLD MEDAL GAME

Ontario defeated Nova Scotia 8-6

**1977 CANADA SUMMER GAMES - St. John's, Newfoundland**

| DIVISION A           | <u>GP</u> | <u>W</u> | <u>L</u> | <u>GF</u> | <u>GA</u> | <u>PTS</u> |
|----------------------|-----------|----------|----------|-----------|-----------|------------|
| Ontario              | 4         | 4        | 0        | 68        | 33        | 8          |
| Québec               | 4         | 3        | 1        | 83        | 38        | 6          |
| Alberta              | 4         | 2        | 2        | 62        | 32        | 4          |
| New Brunswick        | 4         | 1        | 3        | 34        | 80        | 2          |
| Prince Edward Island | 4         | 0        | 4        | 15        | 79        | 0          |

| DIVISION B       | <u>GP</u> | <u>W</u> | <u>L</u> | <u>GF</u> | <u>GA</u> | <u>PTS</u> |
|------------------|-----------|----------|----------|-----------|-----------|------------|
| British Columbia | 4         | 4        | 0        | 78        | 35        | 8          |
| Nova Scotia      | 4         | 3        | 1        | 65        | 28        | 6          |
| Manitoba         | 4         | 2        | 2        | 57        | 50        | 4          |
| Saskatchewan     | 4         | 1        | 3        | 40        | 62        | 2          |
| Newfoundland     | 4         | 0        | 4        | 25        | 90        | 0          |

**PLACEMENT ROUND**

Alberta defeated Manitoba 13-9

New Brunswick defeated Saskatchewan 14-13

Newfoundland defeated Prince Edward Island 16-11

**SEMI-FINALS**

Ontario defeated Nova Scotia 16-5

Québec defeated British Columbia 14-8

**BRONZE MEDAL GAME**

British Columbia defeated Nova Scotia 14-9

**GOLD MEDAL GAME**

Ontario defeated Québec 12-8

**1981 CANADA SUMMER GAMES - Thunder Bay, Ontario**

| PRELIMINARY ROUND-ROBIN | <u>GP</u> | <u>W</u> | <u>L</u> | <u>GF</u> | <u>GA</u> | <u>PTS</u> |
|-------------------------|-----------|----------|----------|-----------|-----------|------------|
| Québec                  | 3         | 3        | 0        | 65        | 29        | 6          |
| Ontario                 | 3         | 2        | 1        | 61        | 37        | 4          |
| Alberta                 | 3         | 1        | 2        | 39        | 47        | 2          |
| Manitoba                | 3         | 0        | 3        | 33        | 81        | 0          |

| PRELIMINARY ROUND-ROBIN | <u>GP</u> | <u>W</u> | <u>L</u> | <u>GF</u> | <u>GA</u> | <u>PTS</u> |
|-------------------------|-----------|----------|----------|-----------|-----------|------------|
| British Columbia        | 3         | 3        | 0        | 70        | 6         | 6          |
| Nova Scotia             | 3         | 2        | 1        | 46        | 40        | 4          |
| New Brunswick           | 3         | 1        | 2        | 29        | 42        | 2          |
| Saskatchewan            | 3         | 1        | 2        | 33        | 43        | 2          |
| Newfoundland            | 3         | 0        | 3        | 25        | 50        | 0          |

**CONSOLATION ROUND**

Saskatchewan defeated Manitoba 22-19

Alberta defeated New Brunswick 15-11

**SEMI-FINAL GAME**

Québec defeated Nova Scotia 17-11

British Columbia defeated Ontario 24-6

**BRONZE MEDAL GAME**

Ontario defeated Nova Scotia 20-12

**GOLD MEDAL GAME**

Québec defeated British Columbia 14-10

**1985 CANADA SUMMER GAMES - Saint John, New Brunswick**

| PRELIMINARY ROUND-ROBIN | <u>GP</u> | <u>W</u> | <u>L</u> | <u>GF</u> | <u>GA</u> | <u>PTS</u> |
|-------------------------|-----------|----------|----------|-----------|-----------|------------|
| Nova Scotia             | 3         | 3        | 0        | 40        | 34        | 6          |
| Québec                  | 3         | 2        | 1        | 45        | 36        | 4          |
| New Brunswick           | 3         | 1        | 2        | 32        | 33        | 2          |
| Manitoba                | 3         | 0        | 3        | 38        | 52        | 0          |

| PRELIMINARY ROUND-ROBIN | <u>GP</u> | <u>W</u> | <u>L</u> | <u>GF</u> | <u>GA</u> | <u>PTS</u> |
|-------------------------|-----------|----------|----------|-----------|-----------|------------|
| Ontario                 | 4         | 4        | 0        | 131       | 21        | 8          |
| British Columbia        | 4         | 3        | 1        | 98        | 38        | 6          |
| Alberta                 | 4         | 2        | 2        | 69        | 68        | 4          |
| Saskatchewan            | 4         | 1        | 3        | 28        | 101       | 2          |
| Newfoundland            | 4         | 0        | 4        | 21        | 119       | 0          |

**CONSOLATION ROUND**

Manitoba defeated Saskatchewan 21-12

Alberta defeated New Brunswick 18-4

**SEMI-FINALS**

Ontario defeated Québec 32-5

British Columbia defeated Nova Scotia 28-9

**BRONZE MEDAL GAME**

Québec defeated Nova Scotia 9-8

**GOLD MEDAL GAME**

British Columbia defeated Ontario 20-10

**2022 CANADA SUMMER GAMES - Niagara, Ontario**

| PRELIMINARY POOL A | <u>GP</u> | <u>W</u> | <u>L</u> | <u>T</u> | <u>GF</u> | <u>GA</u> | <u>PTS</u> |
|--------------------|-----------|----------|----------|----------|-----------|-----------|------------|
| Ontario            | 3         | 3        | 0        | 0        | 35        | 8         | 6          |
| British Columbia*  | 3         | 1        | 1        | 1        | 16        | 14        | 3          |
| Nova Scotia        | 3         | 1        | 2        | 0        | 14        | 31        | 2          |
| Alberta            | 3         | 0        | 2        | 1        | 11        | 23        | 1          |

| PRELIMINARY POOL B   | <u>GP</u> | <u>W</u> | <u>L</u> | <u>T</u> | <u>GF</u> | <u>GA</u> | <u>PTS</u> |
|----------------------|-----------|----------|----------|----------|-----------|-----------|------------|
| Manitoba             | 4         | 3        | 0        | 1        | 28        | 10        | 7          |
| Québec               | 4         | 3        | 1        | 0        | 21        | 15        | 6          |
| Saskatchewan         | 4         | 2        | 1        | 1        | 25        | 15        | 5          |
| New Brunswick        | 4         | 1        | 3        | 0        | 16        | 24        | 2          |
| Prince Edward Island | 4         | 0        | 4        | 0        | 10        | 36        | 0          |

**QUALIFICATION**

New Brunswick defeated Prince Edward Island 8-4

**QUARTER-FINALS**

Québec defeated Nova Scotia 4-2

British Columbia defeated Saskatchewan 8-5

Ontario defeated New Brunswick 15-1

Alberta defeated Manitoba 8-3

**CONSOLATION ROUND**

Nova Scotia defeated Saskatchewan 9-7

New Brunswick defeated Manitoba 4-3 OT

**SEMI-FINALS**

British Columbia defeated Québec 9-3

Ontario defeated Alberta 8-4

**SEVENTH PLACE**

Manitoba defeated Saskatchewan 9-4

**FIFTH PLACE**

Nova Scotia defeated New Brunswick 10-2

**BRONZE MEDAL GAME**

Alberta defeated Québec 7-2

**GOLD MEDAL GAME**

British Columbia defeated Ontario 7-6

**CANADA SUMMER GAMES – MEN’S LACROSSE CHAMPIONS**

|      | <u>Gold Medal</u>              | <u>Silver Medal</u> | <u>Bronze Medal</u> | <u>Venue</u>                   |
|------|--------------------------------|---------------------|---------------------|--------------------------------|
| 1969 | <b>British Columbia</b>        | Ontario             | -                   | <i>Halifax &amp; Dartmouth</i> |
| 1973 | <b>Ontario</b>                 | Nova Scotia         | British Columbia    | <i>New Westminster</i>         |
| 1977 | <b>Ontario</b>                 | Québec              | British Columbia    | <i>St. John’s</i>              |
| 1981 | <b>Québec</b>                  | British Columbia    | Ontario             | <i>Thunder Bay</i>             |
| 1985 | <b>British Columbia</b>        | Ontario             | Québec              | <i>Saint John</i>              |
| 1989 | <i>no lacrosse competition</i> |                     |                     |                                |
| 1993 | <i>no lacrosse competition</i> |                     |                     |                                |
| 1997 | <i>no lacrosse competition</i> |                     |                     |                                |
| 2001 | <i>no lacrosse competition</i> |                     |                     |                                |
| 2005 | <i>no lacrosse competition</i> |                     |                     |                                |
| 2009 | <i>no lacrosse competition</i> |                     |                     |                                |
| 2013 | <i>no lacrosse competition</i> |                     |                     |                                |
| 2017 | <i>no lacrosse competition</i> |                     |                     |                                |
| 2022 | <b>British Columbia</b>        | Ontario             | Alberta             | <i>Niagara</i>                 |
| 2025 |                                |                     |                     | <i>St. John’s</i>              |

**CANADA SUMMER GAMES MEN’S LACROSSE – OVERALL TEAM RECORDS**

|                      | <u>CSG</u> | <u>CHP</u> | <u>GP</u> | <u>W</u> | <u>L</u> | <u>T</u> | <u>GF</u> | <u>GA</u> | <u>PCT</u> |
|----------------------|------------|------------|-----------|----------|----------|----------|-----------|-----------|------------|
| Ontario              | 6          | 2          | 33        | 28       | 5        | 0        | 596       | 280       | .848       |
| British Columbia     | 6          | 3          | 32        | 26       | 5        | 1        | 568       | 238       | .828       |
| Québec               | 6          | 1          | 30        | 19       | 11       | 0        | 374       | 298       | .633       |
| Alberta              | 6          | 0          | 28        | 14       | 13       | 1        | 400       | 295       | .518       |
| Nova Scotia          | 6          | 0          | 30        | 15       | 16       | 0        | 333       | 361       | .500       |
| Manitoba             | 6          | 0          | 27        | 10       | 16       | 1        | 320       | 351       | .389       |
| Saskatchewan         | 6          | 0          | 28        | 8        | 19       | 1        | 239       | 417       | .304       |
| New Brunswick        | 6          | 0          | 29        | 8        | 20       | 0        | 184       | 432       | .276       |
| Newfoundland         | 4          | 0          | 15        | 2        | 13       | 0        | 103       | 303       | .133       |
| Prince Edward Island | 3          | 0          | 13        | 0        | 13       | 0        | 53        | 179       | .000       |

**ALBERTA**

|      |         | <u>GP</u> | <u>W</u> | <u>L</u> | <u>T</u> | <u>GF</u> | <u>GA</u> |
|------|---------|-----------|----------|----------|----------|-----------|-----------|
| 1969 | Alberta | 3         | 2        | 1        |          | 85        | 25        |
| 1973 | Alberta | 5         | 2        | 3        |          | 69        | 63        |
| 1977 | Alberta | 5         | 3        | 2        |          | 75        | 41        |
| 1981 | Alberta | 4         | 2        | 2        |          | 54        | 58        |
| 1985 | Alberta | 5         | 3        | 2        |          | 87        | 72        |
| 2022 | Alberta | 6         | 2        | 3        | 1        | 30        | 36        |

**BRITISH COLUMBIA**

|             |                         | <u>GP</u> | <u>W</u> | <u>L</u> | <u>T</u> | <u>GF</u>  | <u>GA</u> |
|-------------|-------------------------|-----------|----------|----------|----------|------------|-----------|
| 1969        | <b>British Columbia</b> | <b>4</b>  | <b>4</b> | <b>0</b> |          | <b>84</b>  | <b>31</b> |
| 1973        | British Columbia        | 5         | 4        | 1        |          | 94         | 38        |
| 1977        | British Columbia        | 6         | 5        | 1        |          | 100        | 58        |
| 1981        | British Columbia        | 5         | 4        | 1        |          | 104        | 26        |
| <b>1985</b> | <b>British Columbia</b> | <b>6</b>  | <b>5</b> | <b>1</b> |          | <b>146</b> | <b>57</b> |
| <b>2022</b> | <b>British Columbia</b> | <b>6</b>  | <b>4</b> | <b>1</b> | <b>1</b> | <b>40</b>  | <b>28</b> |

**MANITOBA**

|      |          | <u>GP</u> | <u>W</u> | <u>L</u> | <u>T</u> | <u>GF</u> | <u>GA</u> |
|------|----------|-----------|----------|----------|----------|-----------|-----------|
| 1969 | Manitoba | 4         | 2        | 2        |          | 70        | 50        |
| 1973 | Manitoba | 3         | 1        | 2        |          | 30        | 45        |
| 1977 | Manitoba | 5         | 2        | 3        |          | 66        | 63        |
| 1981 | Manitoba | 4         | 0        | 4        |          | 52        | 103       |
| 1985 | Manitoba | 4         | 1        | 3        |          | 59        | 64        |
| 2022 | Manitoba | 7         | 4        | 2        | 1        | 43        | 26        |

**NEW BRUNSWICK**

|      |               | <u>GP</u> | <u>W</u> | <u>L</u> | <u>T</u> | <u>GF</u> | <u>GA</u> |
|------|---------------|-----------|----------|----------|----------|-----------|-----------|
| 1969 | New Brunswick | 4         | 0        | 4        |          | 14        | 135       |
| 1973 | New Brunswick | 3         | 1        | 2        |          | 15        | 40        |
| 1977 | New Brunswick | 5         | 2        | 3        |          | 48        | 93        |
| 1981 | New Brunswick | 5         | 1        | 3        |          | 40        | 57        |
| 1985 | New Brunswick | 4         | 1        | 3        |          | 36        | 51        |
| 2022 | New Brunswick | 8         | 3        | 5        | 0        | 31        | 56        |

**NEWFOUNDLAND / NEWFOUNDLAND & LABRADOR**

|      |              | <u>GP</u> | <u>W</u> | <u>L</u> |  | <u>GF</u> | <u>GA</u> |
|------|--------------|-----------|----------|----------|--|-----------|-----------|
| 1973 | Newfoundland | 3         | 1        | 2        |  | 16        | 33        |
| 1977 | Newfoundland | 5         | 1        | 4        |  | 41        | 101       |
| 1981 | Newfoundland | 3         | 0        | 3        |  | 25        | 50        |
| 1985 | Newfoundland | 4         | 0        | 4        |  | 21        | 119       |

**NOVA SCOTIA**

|      |             | <u>GP</u> | <u>W</u> | <u>L</u> | <u>T</u> | <u>GF</u> | <u>GA</u> |
|------|-------------|-----------|----------|----------|----------|-----------|-----------|
| 1969 | Nova Scotia | 4         | 1        | 3        |          | 32        | 85        |
| 1973 | Nova Scotia | 4         | 3        | 2        |          | 61        | 26        |
| 1977 | Nova Scotia | 6         | 3        | 3        |          | 79        | 58        |
| 1981 | Nova Scotia | 5         | 2        | 3        |          | 69        | 77        |
| 1985 | Nova Scotia | 5         | 3        | 2        |          | 57        | 71        |
| 2022 | Nova Scotia | 6         | 3        | 3        | 0        | 35        | 44        |

**ONTARIO**

|             |                | <u>GP</u> | <u>W</u> | <u>L</u> | <u>T</u> | <u>GF</u> | <u>GA</u> |
|-------------|----------------|-----------|----------|----------|----------|-----------|-----------|
| 1969        | Ontario        | 5         | 4        | 1        |          | 97        | 48        |
| <b>1973</b> | <b>Ontario</b> | <b>5</b>  | <b>5</b> | <b>0</b> |          | <b>79</b> | <b>37</b> |
| <b>1977</b> | <b>Ontario</b> | <b>6</b>  | <b>6</b> | <b>0</b> |          | <b>96</b> | <b>46</b> |
| 1981        | Ontario        | 5         | 3        | 2        |          | 87        | 83        |
| 1985        | Ontario        | 6         | 5        | 1        |          | 173       | 46        |
| 2022        | Ontario        | 6         | 5        | 1        | 0        | 64        | 20        |

**PRINCE EDWARD ISLAND**

|      |                      | <u>GP</u> | <u>W</u> | <u>L</u> | <u>T</u> | <u>GF</u> | <u>GA</u> |
|------|----------------------|-----------|----------|----------|----------|-----------|-----------|
| 1973 | Prince Edward Island | 3         | 0        | 3        |          | 13        | 40        |
| 1977 | Prince Edward Island | 5         | 0        | 5        |          | 26        | 95        |
| 2022 | Prince Edward Island | 5         | 0        | 5        | 0        | 14        | 44        |

**QUÉBEC**

|             |               | <u>GP</u> | <u>W</u> | <u>L</u> | <u>T</u> | <u>GF</u> | <u>GA</u> |
|-------------|---------------|-----------|----------|----------|----------|-----------|-----------|
| 1969        | Québec        | 4         | 2        | 2        |          | 54        | 35        |
| 1973        | Québec        | 3         | 1        | 2        |          | 30        | 46        |
| 1977        | Québec        | 6         | 4        | 2        |          | 105       | 58        |
| <b>1981</b> | <b>Québec</b> | <b>5</b>  | <b>5</b> | <b>0</b> |          | <b>96</b> | <b>50</b> |
| 1985        | Québec        | 5         | 3        | 2        |          | 59        | 76        |
| 2022        | Québec        | 7         | 4        | 3        | 0        | 30        | 33        |

**SASKATCHEWAN**

|      |              | <u>GP</u> | <u>W</u> | <u>L</u> | <u>T</u> | <u>GF</u> | <u>GA</u> |
|------|--------------|-----------|----------|----------|----------|-----------|-----------|
| 1969 | Saskatchewan | 4         | 1        | 3        |          | 33        | 60        |
| 1973 | Saskatchewan | 3         | 1        | 2        |          | 17        | 56        |
| 1977 | Saskatchewan | 5         | 1        | 4        |          | 53        | 76        |
| 1981 | Saskatchewan | 4         | 2        | 2        |          | 55        | 62        |
| 1985 | Saskatchewan | 5         | 1        | 4        |          | 40        | 122       |
| 2022 | Saskatchewan | 7         | 2        | 4        | 1        | 41        | 41        |



## WOMEN'S LACROSSE AT THE CANADA SUMMER GAMES

### 2022 CANADA SUMMER GAMES - *Niagara, Ontario*

| PRELIMINARY POOL A | <u>GP</u> | <u>W</u> | <u>L</u> | <u>T</u> | <u>GF</u> | <u>GA</u> | <u>PTS</u> |
|--------------------|-----------|----------|----------|----------|-----------|-----------|------------|
| Alberta            | 3         | 2        | 1        | 0        | 19        | 11        | 4          |
| British Columbia   | 3         | 2        | 1        | 0        | 16        | 12        | 4          |
| Ontario*           | 3         | 2        | 1        | 0        | 17        | 6         | 4          |
| Nova Scotia        | 3         | 0        | 3        | 0        | 7         | 30        | 0          |

| PRELIMINARY POOL B   | <u>GP</u> | <u>W</u> | <u>L</u> | <u>T</u> | <u>GF</u> | <u>GA</u> | <u>PTS</u> |
|----------------------|-----------|----------|----------|----------|-----------|-----------|------------|
| Manitoba             | 4         | 4        | 0        | 0        | 23        | 6         | 8          |
| Québec               | 4         | 3        | 1        | 0        | 26        | 7         | 6          |
| New Brunswick        | 4         | 2        | 2        | 0        | 16        | 18        | 4          |
| Prince Edward Island | 4         | 0        | 3        | 1        | 9         | 34        | 1          |
| Saskatchewan         | 4         | 0        | 3        | 1        | 10        | 19        | 1          |

#### QUALIFICATION

Saskatchewan defeated Prince Edward Island 12-1

#### QUARTER-FINALS

British Columbia defeated Québec 8-1

Alberta defeated New Brunswick 16-2

Ontario defeated Saskatchewan 11-0

Nova Scotia defeated Manitoba 4-2

#### CONSOLATION ROUND

Québec defeated New Brunswick 7-6 3OT

Manitoba defeated Saskatchewan 5-0

#### SEMI-FINALS

British Columbia defeated Alberta 5-3

Ontario defeated Nova Scotia 7-2

#### SEVENTH PLACE

New Brunswick defeated Saskatchewan 5-3

#### FIFTH PLACE

Québec defeated Manitoba 4-2

#### BRONZE MEDAL

Alberta defeated Nova Scotia 4-2

#### GOLD MEDAL

Ontario defeated British Columbia 2-1

### CANADA SUMMER GAMES – WOMEN'S LACROSSE CHAMPIONS

|      |                   |                     |                     |                |
|------|-------------------|---------------------|---------------------|----------------|
|      | <u>Gold Medal</u> | <u>Silver Medal</u> | <u>Bronze Medal</u> | <u>Venue</u>   |
| 2022 | <b>Ontario</b>    | British Columbia    | Alberta             | <i>Niagara</i> |

## CANADA SUMMER GAMES WOMEN'S LACROSSE – OVERALL TEAM RECORDS

|                      | <u>CSG</u> | <u>CHP</u> | <u>GP</u> | <u>W</u> | <u>L</u> | <u>T</u> | <u>GF</u> | <u>GA</u> | <u>PCT</u> |
|----------------------|------------|------------|-----------|----------|----------|----------|-----------|-----------|------------|
| Ontario              | 1          | 1          | 6         | 5        | 1        | 0        | 37        | 9         | .833       |
| Québec               | 1          | 0          | 7         | 5        | 2        | 0        | 38        | 23        | .714       |
| Manitoba             | 1          | 0          | 7         | 5        | 2        | 0        | 32        | 14        | .714       |
| Alberta              | 1          | 0          | 6         | 4        | 2        | 0        | 42        | 20        | .667       |
| British Columbia     | 1          | 0          | 6         | 4        | 2        | 0        | 30        | 18        | .667       |
| New Brunswick        | 1          | 0          | 7         | 3        | 4        | 0        | 29        | 44        | .429       |
| Nova Scotia          | 1          | 0          | 6         | 1        | 5        | 0        | 15        | 43        | .167       |
| Saskatchewan         | 1          | 0          | 8         | 1        | 6        | 1        | 25        | 41        | .188       |
| Prince Edward Island | 1          | 0          | 5         | 0        | 4        | 1        | 10        | 46        | .100       |

### ALBERTA

|              | <u>GP</u> | <u>W</u> | <u>L</u> | <u>T</u> | <u>GF</u> | <u>GA</u> |
|--------------|-----------|----------|----------|----------|-----------|-----------|
| 2022 Alberta | 6         | 4        | 2        | 0        | 42        | 20        |

### BRITISH COLUMBIA

|                       | <u>GP</u> | <u>W</u> | <u>L</u> | <u>T</u> | <u>GF</u> | <u>GA</u> |
|-----------------------|-----------|----------|----------|----------|-----------|-----------|
| 2022 British Columbia | 6         | 4        | 2        | 0        | 30        | 18        |

### MANITOBA

|               | <u>GP</u> | <u>W</u> | <u>L</u> | <u>T</u> | <u>GF</u> | <u>GA</u> |
|---------------|-----------|----------|----------|----------|-----------|-----------|
| 2022 Manitoba | 7         | 5        | 2        | 0        | 32        | 14        |

### NEW BRUNSWICK

|                    | <u>GP</u> | <u>W</u> | <u>L</u> | <u>T</u> | <u>GF</u> | <u>GA</u> |
|--------------------|-----------|----------|----------|----------|-----------|-----------|
| 2022 New Brunswick | 7         | 3        | 4        | 0        | 29        | 44        |

### NOVA SCOTIA

|                  | <u>GP</u> | <u>W</u> | <u>L</u> | <u>T</u> | <u>GF</u> | <u>GA</u> |
|------------------|-----------|----------|----------|----------|-----------|-----------|
| 2022 Nova Scotia | 6         | 1        | 5        | 0        | 15        | 43        |

### ONTARIO

|              | <u>GP</u> | <u>W</u> | <u>L</u> | <u>T</u> | <u>GF</u> | <u>GA</u> |
|--------------|-----------|----------|----------|----------|-----------|-----------|
| 2022 Ontario | <b>6</b>  | <b>5</b> | <b>1</b> | <b>0</b> | <b>37</b> | <b>9</b>  |

### PRINCE EDWARD ISLAND

|                           | <u>GP</u> | <u>W</u> | <u>L</u> | <u>T</u> | <u>GF</u> | <u>GA</u> |
|---------------------------|-----------|----------|----------|----------|-----------|-----------|
| 2022 Prince Edward Island | 5         | 0        | 4        | 1        | 10        | 46        |

### QUÉBEC

|             | <u>GP</u> | <u>W</u> | <u>L</u> | <u>T</u> | <u>GF</u> | <u>GA</u> |
|-------------|-----------|----------|----------|----------|-----------|-----------|
| 2022 Quebec | 7         | 5        | 2        | 0        | 38        | 23        |

### SASKATCHEWAN

|                   | <u>GP</u> | <u>W</u> | <u>L</u> | <u>T</u> | <u>GF</u> | <u>GA</u> |
|-------------------|-----------|----------|----------|----------|-----------|-----------|
| 2022 Saskatchewan | 8         | 1        | 6        | 1        | 25        | 41        |

***PROFESSIONAL BOX LACROSSE SINCE 1931***

***INTERNATIONAL PROFESSIONAL LACROSSE LEAGUE***

***AMERICAN BOX LACROSSE LEAGUE***

***NORTH AMERICAN PROFESSIONAL LACROSSE LEAGUE  
AMERICAN & INTERNATIONAL LACROSSE ASSOCIATION***

***PACIFIC COAST LACROSSE ASSOCIATION***

***NATIONAL LACROSSE LEAGUE (1974-1975)***

***EAGLE PRO BOX LACROSSE LEAGUE  
MAJOR INDOOR LACROSSE LEAGUE  
NATIONAL LACROSSE LEAGUE***

**INTERNATIONAL PROFESSIONAL LACROSSE LEAGUE****1931-1932**

|           |                     |                             |
|-----------|---------------------|-----------------------------|
| 1931-1931 | Cornwall Colts      | <i>folded</i>               |
| 1931-1932 | Montréal Canadiens  | <i>folded in mid-season</i> |
| 1931-1932 | Montréal Maroons    | <i>folded in mid-season</i> |
| 1931-1932 | Toronto Maple Leafs | <i>folded in mid-season</i> |
| 1932-1932 | Toronto Tecumsehs   | <i>folded in mid-season</i> |

**1931 INTERNATIONAL PROFESSIONAL LACROSSE LEAGUE**

|                     | <u>GP</u> | <u>W</u> | <u>L</u> | <u>T</u> | <u>GF</u> | <u>GA</u> | <u>PTS</u> |
|---------------------|-----------|----------|----------|----------|-----------|-----------|------------|
| Toronto Maple Leafs | 24        | 16       | 8        | 0        | 258       | 164       | 32         |
| Montréal Canadiens* | 24        | 15       | 9        | 0        | 210       | 154       | 30         |
| Montréal Maroons    | 24        | 13       | 11       | 0        | 215       | 208       | 26         |
| Cornwall Colts      | 24        | 4        | 20       | 0        | 108       | 265       | 8          |

**PLAYOFFS**

Montreal Canadiens defeated Toronto Maple Leafs 2 games to 1 (6-7, 6-3, 6-3)

**1932 INTERNATIONAL PROFESSIONAL LACROSSE LEAGUE**

| FIRST HALF – SPRING SCHEDULE | <u>GP</u> | <u>W</u> | <u>L</u> | <u>T</u> | <u>GF</u> | <u>GA</u> | <u>PTS</u> |
|------------------------------|-----------|----------|----------|----------|-----------|-----------|------------|
| Montréal Canadiens           | 15        | 10       | 5        | 0        | 123       | 112       | 20         |
| Toronto Tecumsehs            | 15        | 10       | 5        | 0        | 151       | 127       | 20         |
| Toronto Maple Leafs          | 15        | 8        | 6        | 1        | 143       | 111       | 17         |
| Montréal Maroons             | 15        | 1        | 13       | 1        | 87        | 156       | 3          |

*Second half of schedule between August 23 and October 15, 1932 was abandoned; league folded*

**AMERICAN BOX LACROSSE LEAGUE****1932-1932**

|           |                        |                             |
|-----------|------------------------|-----------------------------|
| 1932-1932 | Baltimore Rough Riders | <i>folded in mid-season</i> |
| 1932-1932 | Boston Shamrocks       | <i>folded in mid-season</i> |
| 1932-1932 | Brooklyn Dodgers       | <i>folded in mid-season</i> |
| 1932-1932 | New York Giants        | <i>folded in mid-season</i> |
| 1932-1932 | New York Yankees       | <i>folded in mid-season</i> |
| 1932-1932 | Toronto Maple Leafs    | <i>folded in mid-season</i> |

**1932 AMERICAN BOX LACROSSE LEAGUE**

|                        | <u>GP</u> | <u>W</u> | <u>L</u> | <u>GF</u> | <u>GA</u> | <u>PCT</u> |
|------------------------|-----------|----------|----------|-----------|-----------|------------|
| Baltimore Rough Riders | 9         | 9        | 0        | 112       | 47        | 1.000      |
| Boston Shamrocks       | 10        | 5        | 5        | 75        | 70        | .500       |
| Brooklyn Dodgers       | 8         | 4        | 4        | 61        | 59        | .500       |
| New York Giants        | 7         | 2        | 5        | 62        | 70        | .286       |
| New York Yankees       | 5         | 1        | 4        | 28        | 73        | .200       |
| Toronto Maple Leafs    | 3         | 0        | 3        | 21        | 40        | .000       |

*New York Yankees and Toronto Maple Leafs withdrew in mid-season after two weeks of play on June 16, 1932  
American Box Lacrosse League folded in mid-season on July 8, 1932*

|  |                  |
|--|------------------|
| <b>NORTH AMERICAN PROFESSIONAL LACROSSE LEAGUE</b>       | <b>1933-1934</b> |
| <b>AMERICAN &amp; INTERNATIONAL LACROSSE ASSOCIATION</b> | <b>1934-1934</b> |

|           |                           |   |
|-----------|---------------------------|---|
| 1933-1934 | Pittsburgh Yellow Jackets | <i>folded</i>                               |
| 1933-1934 | Buffalo Indians           | <i>transferred to Detroit</i>               |
| 1933-1934 | Toronto Maple Leafs       | <i>folded in mid-season</i>                 |
| 1933-1934 | Chicago Blue Ribbons      | <i>folded</i>                               |
| 1933-1934 | Milwaukee Brewers         | <i>transferred to Chicago in mid-season</i> |
| 1933-1934 | Indianapolis              | <i>folded prior to season</i>               |
| 1934-1934 | Chicago Whitesox          | <i>folded</i>                               |
| 1934-1934 | Detroit Indians           | <i>folded</i>                               |

**1933-34 NORTH AMERICAN PROFESSIONAL LACROSSE LEAGUE**

|   | GP | W | L | T |  | GF  | GA  | PTS |
|---|----|---|---|---|--|-----|-----|-----|
| <b>NATIONAL LEAGUE</b>                      |    |   |   |   |  |     |     |     |
| Pittsburgh Yellow Jackets                   | 13 | 7 | 6 | 0 |  | 133 | 122 | 14  |
| Buffalo Indians                             | 9  | 4 | 5 | 0 |  | 104 | 122 | 8   |
| Toronto Maple Leafs                         | 1  | 0 | 1 | 0 |  | 6   | 19  | 0   |
| <b>AMERICAN LEAGUE</b>                      |    |   |   |   |  |     |     |     |
| Chicago Blue Ribbons                        | 9  | 5 | 4 | 0 |  | 118 | 113 | 10  |
| Milwaukee Brewers / Chicago Bruins-Whitesox | 8  | 4 | 4 | 0 |  | 94  | 83  | 8   |
| Indianapolis                                | 0  | 0 | 0 | 0 |  | 0   | 0   | 0   |

*Standings as of January 22, 1934*

*Indianapolis withdrew from the league before playing any games; Toronto withdrew from the league after playing 1 game; Milwaukee Brewers transferred to Chicago on January 24, 1934; League re-organised and renamed on February 7, 1934*

**1934 AMERICAN & INTERNATIONAL LACROSSE ASSOCIATION**

|                           | GP | W | L | T |  | GF  | GA  | PTS |
|---------------------------|----|---|---|---|--|-----|-----|-----|
| Pittsburgh Yellow Jackets | 9  | 5 | 4 | 0 |  | 120 | 108 | 10  |
| Chicago Blue Ribbons      | 6  | 3 | 3 | 0 |  | 72  | 75  | 6   |
| Chicago Whitesox          | 4  | 2 | 2 | 0 |  | 43  | 37  | 4   |
| Detroit Indians           | 3  | 1 | 2 | 0 |  | 38  | 53  | 2   |

*Standings as of March 16, 1934. The two leagues were interchangeably referred by the press as the National Professional Lacrosse League, the North American Professional Lacrosse League, and the American & International Lacrosse Association; it is therefore difficult to verify what actually the league name was during its brief existence.*

|   |                  |
|---|------------------|
| <b>PACIFIC COAST LACROSSE ASSOCIATION</b> | <b>1939-1939</b> |
|---|------------------|

|           |                     |                             |
|-----------|---------------------|-----------------------------|
| 1939-1939 | Hollywood Terriers  | <i>folded in mid-season</i> |
| 1939-1939 | Indian Braves       | <i>folded in mid-season</i> |
| 1939-1939 | Los Angeles Canucks | <i>folded in mid-season</i> |
| 1939-1939 | Los Angeles Yankees | <i>folded in mid-season</i> |

**1939 PACIFIC COAST LACROSSE ASSOCIATION**

|                     | GP | W | L | T |  | GF  | GA  | PTS |
|---------------------|----|---|---|---|--|-----|-----|-----|
| Hollywood Terriers  | 7  | 6 | 1 | 0 |  | 113 | 93  | 12  |
| Los Angeles Canucks | 7  | 4 | 3 | 0 |  | 124 | 104 | 8   |
| Los Angeles Yankees | 7  | 2 | 5 | 0 |  | 116 | 135 | 4   |
| Indian Braves       | 7  | 2 | 5 | 0 |  | 105 | 126 | 4   |

*League folded in mid-season after games on January 29, 1939 due to poor arena conditions*

**NATIONAL LACROSSE LEAGUE****1974-1975**

|           |                       |   |
|-----------|-----------------------|---|
| 1974-1975 | Maryland Arrows       | <i>folded</i>                                 |
| 1974-1975 | Montréal Québécois    | <i>folded</i>                                 |
| 1974-1975 | Philadelphia Wings    | <i>folded</i>                                 |
| 1974-1974 | Rochester Griffins    | <i>transferred to Long Island [Uniondale]</i> |
| 1974-1974 | Syracuse Stingers     | <i>transferred to Québec</i>                  |
| 1974-1974 | Toronto Tomahawks     | <i>transferred to Boston</i>                  |
| 1975-1975 | Boston Bolts          | <i>folded</i>                                 |
| 1975-1975 | Long Island Tomahawks | <i>folded</i>                                 |
| 1975-1975 | Québec Caribous       | <i>folded</i>                                 |

**1974 NATIONAL LACROSSE LEAGUE**

|                     | <u>GP</u> | <u>W</u> | <u>L</u> | <u>T</u> | <u>GF</u> | <u>GA</u> | <u>PTS</u> |
|---------------------|-----------|----------|----------|----------|-----------|-----------|------------|
| Philadelphia Wings  | 40        | 27       | 13       | 0        | 646       | 542       | 54         |
| Rochester Griffins* | 40        | 22       | 17       | 1        | 609       | 563       | 45         |
| Maryland Arrows     | 40        | 22       | 18       | 0        | 620       | 633       | 44         |
| Montréal Québécois  | 40        | 19       | 21       | 0        | 597       | 616       | 38         |
| Toronto Tomahawks   | 40        | 17       | 23       | 0        | 616       | 679       | 34         |
| Syracuse Stingers   | 40        | 12       | 27       | 1        | 584       | 639       | 25         |

**PLAYOFFS**

Philadelphia Wings defeated Maryland Arrows 4 games to 2 (11-10 OT, 12-11, 12-15, 18-17 OT, 12-15, 13-12)

Rochester Griffins defeated Montréal Québécois 4 games to 2 (14-11, 13-12, 11-20, 18-12, 9-12, 18-10)

Rochester Griffins defeated Philadelphia Wings 4 games to 2 (15-12, 10-12, 17-12, 10-11, 13-9, 14-12)

**1975 NATIONAL LACROSSE LEAGUE**

|                       | <u>GP</u> | <u>W</u> | <u>L</u> | <u>T</u> | <u>GF</u> | <u>GA</u> | <u>PTS</u> |
|-----------------------|-----------|----------|----------|----------|-----------|-----------|------------|
| Long Island Tomahawks | 48        | 31       | 17       | 0        | 802       | 702       | 64         |
| Montréal Québécois    | 48        | 24       | 24       | 0        | 643       | 649       | 48         |
| Boston Bolts          | 48        | 22       | 24       | 2        | 735       | 741       | 46         |
| Québec Caribous*      | 48        | 22       | 24       | 2        | 729       | 694       | 46         |
| Philadelphia Wings    | 48        | 21       | 25       | 2        | 690       | 713       | 44         |
| Maryland Arrows       | 48        | 21       | 27       | 0        | 670       | 770       | 42         |

**PLAYOFFS**

Québec Caribous defeated Long Island Tomahawks 4 games to 2 (13-19, 10-8, 14-9, 15-11, 10-20, 18-12)

Montréal Québécois defeated Boston Bolts 4 games to 3 (9-8, 7-9, 14-16, 14-17, 13-5, 15-13, 16-8)

Québec Caribous defeated Montréal Québécois 4 games to 2 (12-11 OT, 11-9, 10-8, 8-13, 8-12, 16-10)

**NATIONAL LACROSSE LEAGUE – NATIONS CUP CHAMPIONS**

|      | <u>Champion</u>           | <u>Finalist</u>    |
|------|---------------------------|--------------------|
| 1974 | <b>Rochester Griffins</b> | Philadelphia Wings |
| 1975 | <b>Québec Caribous</b>    | Montréal Québécois |

### Maryland Arrows

|      |                 | <u>GP</u> | <u>W</u> | <u>L</u> | <u>T</u> | <u>GF</u> | <u>GA</u> | <u>PTS</u> |
|------|-----------------|-----------|----------|----------|----------|-----------|-----------|------------|
| 1974 | Maryland Arrows | 40        | 22       | 18       | 0        | 620       | 633       | 44         |
| 1975 | Maryland Arrows | 48        | 21       | 27       | 0        | 670       | 770       | 42         |

### Montréal Québécois

|      |                    | <u>GP</u> | <u>W</u> | <u>L</u> | <u>T</u> | <u>GF</u> | <u>GA</u> | <u>PTS</u> |
|------|--------------------|-----------|----------|----------|----------|-----------|-----------|------------|
| 1974 | Montréal Québécois | 40        | 19       | 21       | 0        | 597       | 616       | 38         |
| 1975 | Montréal Québécois | 48        | 24       | 24       | 0        | 643       | 649       | 48         |

### Philadelphia Wings

|      |                    | <u>GP</u> | <u>W</u> | <u>L</u> | <u>T</u> | <u>GF</u> | <u>GA</u> | <u>PTS</u> |
|------|--------------------|-----------|----------|----------|----------|-----------|-----------|------------|
| 1974 | Philadelphia Wings | 40        | 27       | 13       | 0        | 646       | 542       | 54         |
| 1975 | Philadelphia Wings | 48        | 21       | 25       | 2        | 690       | 713       | 44         |

### Rochester Griffins / Long Island Tomahawks

|             |                           | <u>GP</u> | <u>W</u>  | <u>L</u>  | <u>T</u> | <u>GF</u>  | <u>GA</u>  | <u>PTS</u> |
|-------------|---------------------------|-----------|-----------|-----------|----------|------------|------------|------------|
| <b>1974</b> | <b>Rochester Griffins</b> | <b>40</b> | <b>22</b> | <b>17</b> | <b>1</b> | <b>609</b> | <b>563</b> | <b>45</b>  |
| 1975        | Long Island Tomahawks     | 48        | 31        | 17        | 0        | 802        | 702        | 64         |

### Syracuse Stingers / Québec Caribous

|             |                        | <u>GP</u> | <u>W</u>  | <u>L</u>  | <u>T</u> | <u>GF</u>  | <u>GA</u>  | <u>PTS</u> |
|-------------|------------------------|-----------|-----------|-----------|----------|------------|------------|------------|
| 1974        | Syracuse Stingers      | 40        | 12        | 27        | 1        | 584        | 639        | 25         |
| <b>1975</b> | <b>Québec Caribous</b> | <b>48</b> | <b>22</b> | <b>24</b> | <b>2</b> | <b>729</b> | <b>694</b> | <b>46</b>  |

### Toronto Tomahawks / Boston Bolts

|      |                   | <u>GP</u> | <u>W</u> | <u>L</u> | <u>T</u> | <u>GF</u> | <u>GA</u> | <u>PTS</u> |
|------|-------------------|-----------|----------|----------|----------|-----------|-----------|------------|
| 1974 | Toronto Tomahawks | 40        | 17       | 23       | 0        | 616       | 679       | 34         |
| 1975 | Boston Bolts      | 48        | 22       | 24       | 2        | 735       | 741       | 46         |

### REGULAR SEASON AVERAGE ATTENDANCE

|                          | <b>1974</b> | <b>1975</b> |
|--------------------------|-------------|-------------|
| National Lacrosse League | 4986        | 5071        |
| Maryland (Washington DC) | 6689        | 5384        |
| Montréal                 | 6934        | 6226        |
| Philadelphia             | 8737        | 4500        |
| Rochester                | 2764        | -           |
| Long Island (Uniondale)  | -           | 3629        |
| Syracuse                 | 2582        | -           |
| Québec                   | -           | 6773        |
| Toronto                  | 2102        | -           |
| Boston                   | -           | 3912        |

**EAGLE PRO BOX LACROSSE LEAGUE  
MAJOR INDOOR LACROSSE LEAGUE  
NATIONAL LACROSSE LEAGUE**

**1987-1988  
1989-1997  
1998-**

|              |                                   |   |
|--------------|-----------------------------------|---|
| 1987-1999    | Baltimore Thunder                 | <i>transferred to Pittsburgh</i>                |
| 1987-1988    | New Jersey Saints                 | <i>transferred to Long Island [New York]</i>    |
| 1987-2014    | Philadelphia Wings                | <i>transferred to Uncasville [New England]</i>  |
| 1987-1989    | Washington Wave                   | <i>folded</i>                                   |
| 1989-1994    | Detroit Turbos                    | <i>folded</i>                                   |
| 1989-1991    | New England Blazers               | <i>transferred to Boston</i>                    |
| 1989-2003    | New York Saints                   | <i>folded</i>                                   |
| 1990-1993    | Pittsburgh Bulls                  | <i>folded</i>                                   |
| 1992-1997    | Boston Blazers                    | <i>folded</i>                                   |
| <b>1992-</b> | <b>Buffalo Bandits</b>            |   |
| 1995-2019    | Rochester Knighthawks             | <i>transferred to Halifax</i>                   |
| 1996-1996    | Charlotte Cobras                  | <i>folded</i>                                   |
| 1998-1998    | Ontario Raiders                   | <i>transferred to Toronto</i>                   |
| 1998-2000    | Syracuse Smash                    | <i>transferred to Ottawa</i>                    |
| <b>1999-</b> | <b>Toronto Rock</b>               |   |
| 2000-2003    | Albany Attack                     | <i>transferred to San José</i>                  |
| 2000-2000    | Pittsburgh CrosseFire             | <i>transferred to Washington</i>                |
| 2001-2001    | Columbus Landsharks               | <i>transferred to Montréal</i>                  |
| 2001-2003    | Ottawa Rebel                      | <i>suspended operations</i>                     |
| 2001-2002    | Washington Power                  | <i>transferred to Denver [Colorado]</i>         |
| 2001-2003    | Columbus Landsharks               | <i>transferred to Phoenix [Arizona]</i>         |
| <b>2002-</b> | <b>Calgary Roughnecks</b>         |   |
| 2002-2002    | Montréal Express                  | <i>suspended operations</i>                     |
| 2002-2003    | New Jersey Storm                  | <i>transferred to Anaheim</i>                   |
| 2002-2004    | Vancouver Ravens                  | <i>folded</i>                                   |
| <b>2003-</b> | <b>Colorado Mammoth</b>           |   |
| 2004-2005    | Anaheim Storm                     | <i>folded</i>                                   |
| 2004-2007    | Arizona Sting                     | <i>folded</i>                                   |
| 2004-2009    | San José Stealth                  | <i>transferred to Everett [Washington]</i>      |
| 2005-2015    | Minnesota Swarm                   | <i>transferred to Duluth-Gwinnett [Georgia]</i> |
| 2006-2015    | Edmonton Rush                     | <i>transferred to Saskatoon [Saskatchewan]</i>  |
| 2006-2009    | Portland Lumberjax                | <i>folded</i>                                   |
| 2007-2008    | Chicago Shamrox                   | <i>folded</i>                                   |
| 2007-2009    | New York Titans                   | <i>transferred to Orlando</i>                   |
| 2009-2011    | Boston Blazers                    | <i>folded</i>                                   |
| 2010-2010    | Orlando Titans                    | <i>folded</i>                                   |
| 2010-2013    | Washington Stealth                | <i>transferred to Langley [Vancouver]</i>       |
| 2014-2018    | Vancouver Stealth                 | <i>renamed Warriors</i>                         |
| 2015-2021    | New England Black Wolves          | <i>transferred to Albany</i>                    |
| <b>2016-</b> | <b>Georgia Swarm</b>              |   |
| <b>2016-</b> | <b>Saskatchewan Rush</b>          |   |
| <b>2018-</b> | <b>Philadelphia Wings</b>         |   |
| <b>2018-</b> | <b>San Diego Seals</b>            |   |
| <b>2018-</b> | <b>Vancouver Warriors</b>         |   |
| <b>2019-</b> | <b>Halifax Thunderbirds</b>       |   |
| <b>2019-</b> | <b>New York Riptide</b>           |   |
| <b>2019-</b> | <b>Rochester Knighthawks</b>      |   |
| <b>2021-</b> | <b>Albany FireWolves</b>          |   |
| <b>2021-</b> | <b>Panther City Lacrosse Club</b> |   |
| <b>2022-</b> | <b>Las Vegas Desert Dogs</b>      |   |



**1987 EAGLE PRO BOX LACROSSE LEAGUE**

|                    | <u>GP</u> | <u>W</u> | <u>L</u> | <u>GF</u> | <u>GA</u> | <u>PCT</u> | <u>GB</u> |
|--------------------|-----------|----------|----------|-----------|-----------|------------|-----------|
| New Jersey Saints  | 6         | 5        | 1        | 88        | 75        | .833       | -         |
| Philadelphia Wings | 6         | 3        | 3        | 86        | 82        | .500       | 2         |
| Washington Wave    | 6         | 2        | 4        | 83        | 97        | .333       | 3         |
| Baltimore Thunder* | 6         | 2        | 4        | 79        | 82        | .333       | 3         |

**PLAYOFFS**

Baltimore Thunder defeated New Jersey Saints 14-9  
Washington Wave defeated Philadelphia Wings 11-10  
Baltimore Thunder defeated Washington Wave 11-10

**1988 EAGLE PRO BOX LACROSSE LEAGUE**

|                    | <u>GP</u> | <u>W</u> | <u>L</u> | <u>GF</u> | <u>GA</u> | <u>PCT</u> | <u>GB</u> |
|--------------------|-----------|----------|----------|-----------|-----------|------------|-----------|
| Washington Wave    | 8         | 6        | 2        | 121       | 119       | .750       | -         |
| New Jersey Saints* | 8         | 5        | 3        | 127       | 112       | .625       | 1         |
| Philadelphia Wings | 8         | 3        | 5        | 97        | 90        | .375       | 3         |
| Baltimore Thunder  | 8         | 2        | 6        | 98        | 122       | .250       | 4         |

**PLAYOFFS**

New Jersey Saints defeated Philadelphia Wings 12-10  
New Jersey Saints defeated Washington Wave 17-16

**1989 MAJOR INDOOR LACROSSE LEAGUE**

|                     | <u>GP</u> | <u>W</u> | <u>L</u> | <u>GF</u> | <u>GA</u> | <u>PCT</u> | <u>GB</u> |
|---------------------|-----------|----------|----------|-----------|-----------|------------|-----------|
| Philadelphia Wings* | 8         | 6        | 2        | 122       | 96        | .750       | -         |
| Detroit Turbos      | 8         | 6        | 2        | 104       | 87        | .750       | -         |
| New York Saints     | 8         | 6        | 2        | 103       | 87        | .750       | -         |
| Baltimore Thunder   | 8         | 4        | 4        | 99        | 96        | .500       | 2         |
| New England Blazers | 8         | 1        | 7        | 70        | 110       | .125       | 5         |
| Washington Wave     | 8         | 1        | 7        | 80        | 102       | .125       | 5         |

**PLAYOFFS**

New York Saints defeated Detroit Turbos 9-8 (OT)  
Philadelphia Wings defeated New York Saints 11-10

**1990 MAJOR INDOOR LACROSSE LEAGUE**

|                     | <u>GP</u> | <u>W</u> | <u>L</u> | <u>GF</u> | <u>GA</u> | <u>PCT</u> | <u>GB</u> |
|---------------------|-----------|----------|----------|-----------|-----------|------------|-----------|
| New England Blazers | 8         | 6        | 2        | 95        | 80        | .750       | -         |
| Philadelphia Wings* | 8         | 6        | 2        | 89        | 82        | .750       | -         |
| New York Saints     | 8         | 4        | 4        | 77        | 78        | .500       | 2         |
| Baltimore Thunder   | 8         | 4        | 4        | 96        | 95        | .500       | 2         |
| Pittsburgh Bulls    | 8         | 3        | 5        | 86        | 86        | .375       | 3         |
| Detroit Turbos      | 8         | 1        | 7        | 89        | 111       | .125       | 5         |

**PLAYOFFS**

Philadelphia Wings defeated New York Saints 9-8  
Philadelphia Wings defeated New England Blazers 17-7

**1991 MAJOR INDOOR LACROSSE LEAGUE**

| NATIONAL DIVISION   | <u>GP</u> | <u>W</u> | <u>L</u> | <u>GF</u> | <u>GA</u> | <u>PCT</u> | <u>GB</u> |
|---------------------|-----------|----------|----------|-----------|-----------|------------|-----------|
| Detroit Turbos*     | 10        | 8        | 2        | 184       | 136       | .800       | -         |
| Pittsburgh Bulls    | 10        | 3        | 7        | 125       | 158       | .300       | 5         |
| New England Blazers | 10        | 3        | 7        | 109       | 136       | .300       | 5         |

| AMERICAN DIVISION  | <u>GP</u> | <u>W</u> | <u>L</u> | <u>GF</u> | <u>GA</u> | <u>PCT</u> | <u>GB</u> |
|--------------------|-----------|----------|----------|-----------|-----------|------------|-----------|
| Baltimore Thunder  | 10        | 6        | 4        | 156       | 157       | .600       | -         |
| New York Saints    | 10        | 5        | 5        | 146       | 131       | .500       | 1         |
| Philadelphia Wings | 10        | 5        | 5        | 129       | 131       | .500       | 1         |

**PLAYOFF**

Detroit Turbos defeated Baltimore Thunder 14-12

**1992 MAJOR INDOOR LACROSSE LEAGUE**

| NATIONAL DIVISION | <u>GP</u> | <u>W</u> | <u>L</u> | <u>GF</u> | <u>GA</u> | <u>PCT</u> | <u>GB</u> |
|-------------------|-----------|----------|----------|-----------|-----------|------------|-----------|
| Detroit Turbos    | 8         | 6        | 2        | 140       | 107       | .750       | -         |
| Buffalo Bandits*  | 8         | 5        | 3        | 161       | 125       | .625       | 1         |
| Boston Blazers    | 8         | 3        | 5        | 101       | 116       | .375       | 3         |
| Pittsburgh Bulls  | 8         | 3        | 5        | 97        | 121       | .375       | 3         |

| AMERICAN DIVISION  | <u>GP</u> | <u>W</u> | <u>L</u> | <u>GF</u> | <u>GA</u> | <u>PCT</u> | <u>GB</u> |
|--------------------|-----------|----------|----------|-----------|-----------|------------|-----------|
| New York Saints    | 8         | 5        | 3        | 104       | 101       | .625       | -         |
| Philadelphia Wings | 8         | 3        | 5        | 106       | 109       | .375       | 2         |
| Baltimore Thunder  | 8         | 3        | 5        | 117       | 147       | .375       | 2         |

**PLAYOFFS**

Buffalo Bandits defeated Boston Blazers 22-16

Philadelphia Wings defeated Baltimore Thunder 14-12

Buffalo Bandits defeated Detroit Turbos 19-16

Philadelphia Wings defeated New York Saints 8-6

Buffalo Bandits defeated Philadelphia Wings 11-10 (OT)

**1993 MAJOR INDOOR LACROSSE LEAGUE**

| NATIONAL DIVISION | <u>GP</u> | <u>W</u> | <u>L</u> | <u>GF</u> | <u>GA</u> | <u>PCT</u> | <u>GB</u> |
|-------------------|-----------|----------|----------|-----------|-----------|------------|-----------|
| Buffalo Bandits*  | 8         | 8        | 0        | 143       | 108       | 1.000      | -         |
| Detroit Turbos    | 8         | 3        | 5        | 109       | 122       | .375       | 5         |
| Boston Blazers    | 8         | 2        | 6        | 93        | 103       | .250       | 6         |
| Pittsburgh Bulls  | 8         | 1        | 7        | 97        | 108       | .125       | 7         |

| AMERICAN DIVISION  | <u>GP</u> | <u>W</u> | <u>L</u> | <u>GF</u> | <u>GA</u> | <u>PCT</u> | <u>GB</u> |
|--------------------|-----------|----------|----------|-----------|-----------|------------|-----------|
| Philadelphia Wings | 8         | 7        | 1        | 121       | 86        | .875       | -         |
| New York Saints    | 8         | 5        | 3        | 88        | 89        | .625       | 2         |
| Baltimore Thunder  | 8         | 2        | 6        | 112       | 147       | .250       | 5         |

**PLAYOFFS**

Boston Blazers defeated Detroit Turbos 18-5

New York Saints defeated Baltimore Thunder 10-9

Buffalo Bandits defeated Boston Blazers 12-10

Philadelphia Wings defeated New York Saints 17-9

Buffalo Bandits defeated Philadelphia Wings 13-12

**1994 MAJOR INDOOR LACROSSE LEAGUE**

| NATIONAL DIVISION | <u>GP</u> | <u>W</u> | <u>L</u> | <u>GF</u> | <u>GA</u> | <u>PCT</u> | <u>GB</u> |
|-------------------|-----------|----------|----------|-----------|-----------|------------|-----------|
| Buffalo Bandits   | 8         | 6        | 2        | 121       | 99        | .750       | -         |
| Detroit Turbos    | 8         | 5        | 2        | 94        | 95        | .625       | 1         |
| Boston Blazers    | 8         | 4        | 4        | 93        | 91        | .500       | 2         |

| AMERICAN DIVISION   | <u>GP</u> | <u>W</u> | <u>L</u> | <u>GF</u> | <u>GA</u> | <u>PCT</u> | <u>GB</u> |
|---------------------|-----------|----------|----------|-----------|-----------|------------|-----------|
| Philadelphia Wings* | 8         | 6        | 2        | 127       | 89        | .750       | -         |
| New York Saints     | 8         | 2        | 6        | 81        | 102       | .250       | 4         |
| Baltimore Thunder   | 8         | 1        | 7        | 93        | 133       | .125       | 5         |

**PLAYOFFS**

Buffalo Bandits defeated Detroit Turbos 16-10  
Philadelphia Wings defeated New York Saints 17-7  
Philadelphia Wings defeated Buffalo Bandits 26-15

**1995 MAJOR INDOOR LACROSSE LEAGUE**

|                       | <u>GP</u> | <u>W</u> | <u>L</u> | <u>GF</u> | <u>GA</u> | <u>PCT</u> | <u>GB</u> |
|-----------------------|-----------|----------|----------|-----------|-----------|------------|-----------|
| Philadelphia Wings*   | 8         | 7        | 1        | 115       | 94        | .875       | -         |
| Boston Blazers        | 8         | 5        | 3        | 93        | 91        | .625       | 2         |
| Rochester Knighthawks | 8         | 4        | 4        | 97        | 94        | .500       | 3         |
| Buffalo Bandits       | 8         | 3        | 5        | 109       | 108       | .375       | 4         |
| Baltimore Thunder     | 8         | 3        | 5        | 98        | 117       | .375       | 4         |
| New York Saints       | 8         | 2        | 6        | 83        | 93        | .250       | 5         |

**PLAYOFFS**

Philadelphia Wings defeated Buffalo Bandits 19-16  
Rochester Knighthawks defeated Boston Blazers 10-8  
Philadelphia Wings defeated Rochester Knighthawks 15-14 (OT)

**1996 MAJOR INDOOR LACROSSE LEAGUE**

|                       | <u>GP</u> | <u>W</u> | <u>L</u> | <u>GF</u> | <u>GA</u> | <u>PCT</u> | <u>GB</u> |
|-----------------------|-----------|----------|----------|-----------|-----------|------------|-----------|
| Buffalo Bandits*      | 10        | 8        | 2        | 169       | 119       | .800       | -         |
| Philadelphia Wings    | 10        | 8        | 2        | 162       | 114       | .800       | -         |
| Boston Blazers        | 10        | 6        | 4        | 145       | 100       | .600       | 2         |
| Rochester Knighthawks | 10        | 6        | 4        | 142       | 129       | .600       | 2         |
| Baltimore Thunder     | 10        | 5        | 5        | 140       | 161       | .500       | 3         |
| New York Saints       | 10        | 3        | 7        | 103       | 133       | .300       | 5         |
| Charlotte Cobras      | 10        | 0        | 10       | 76        | 181       | .000       | 8         |

**PLAYOFFS**

Philadelphia Wings defeated Boston Blazers 10-8  
Buffalo Bandits defeated Rochester Knighthawks 18-10  
Buffalo Bandits defeated Philadelphia Wings 15-10

**1997 MAJOR INDOOR LACROSSE LEAGUE**

|                        | <u>GP</u> | <u>W</u> | <u>L</u> | <u>GF</u> | <u>GA</u> | <u>PCT</u> | <u>GB</u> |
|------------------------|-----------|----------|----------|-----------|-----------|------------|-----------|
| Philadelphia Wings     | 10        | 7        | 3        | 140       | 115       | .700       | -         |
| Buffalo Bandits        | 10        | 6        | 4        | 161       | 153       | .600       | 1         |
| New York Saints        | 10        | 6        | 4        | 134       | 128       | .600       | 1         |
| Rochester Knighthawks* | 10        | 5        | 5        | 156       | 135       | .500       | 2         |
| Boston Blazers         | 10        | 4        | 6        | 120       | 135       | .400       | 3         |
| Baltimore Thunder      | 10        | 2        | 8        | 125       | 160       | .200       | 5         |

**PLAYOFFS**

Buffalo Bandits defeated New York Saints 19-10  
Rochester Knighthawks defeated Philadelphia Wings 15-13  
Rochester Knighthawks defeated Buffalo Bandits 15-12

**1998 NATIONAL LACROSSE LEAGUE**

|                       | <u>GP</u> | <u>W</u> | <u>L</u> | <u>GF</u> | <u>GA</u> | <u>PCT</u> | <u>GB</u> |
|-----------------------|-----------|----------|----------|-----------|-----------|------------|-----------|
| Philadelphia Wings*   | 12        | 9        | 3        | 166       | 148       | .750       | -         |
| Baltimore Thunder     | 12        | 8        | 4        | 184       | 160       | .667       | 1         |
| Rochester Knighthawks | 12        | 6        | 6        | 168       | 159       | .500       | 3         |
| Buffalo Bandits       | 12        | 6        | 6        | 166       | 171       | .500       | 3         |
| Ontario Raiders       | 12        | 6        | 6        | 165       | 157       | .500       | 3         |
| New York Saints       | 12        | 5        | 7        | 167       | 165       | .417       | 4         |
| Syracuse Smash        | 12        | 2        | 10       | 163       | 219       | .167       | 7         |

**PLAYOFFS**

Philadelphia Wings defeated Buffalo Bandits 17-12

Baltimore Thunder defeated Rochester Knighthawks 15-14

Philadelphia Wings defeated Baltimore Thunder 2 games to 0 (16-12, 17-12)

**1999 NATIONAL LACROSSE LEAGUE**

|                       | <u>GP</u> | <u>W</u> | <u>L</u> | <u>GF</u> | <u>GA</u> | <u>PCT</u> | <u>GB</u> |
|-----------------------|-----------|----------|----------|-----------|-----------|------------|-----------|
| Toronto Rock*         | 12        | 9        | 3        | 157       | 139       | .750       | -         |
| Baltimore Thunder     | 12        | 8        | 4        | 211       | 175       | .667       | 1         |
| Rochester Knighthawks | 12        | 8        | 4        | 169       | 160       | .667       | 1         |
| Philadelphia Wings    | 12        | 5        | 7        | 153       | 153       | .417       | 4         |
| New York Saints       | 12        | 5        | 7        | 149       | 156       | .417       | 4         |
| Buffalo Bandits       | 12        | 4        | 8        | 158       | 177       | .333       | 5         |
| Syracuse Smash        | 12        | 3        | 9        | 161       | 198       | .250       | 6         |

**PLAYOFFS**

Toronto Rock defeated Philadelphia Wings 13-2

Rochester Knighthawks defeated Baltimore Thunder 14-12

Toronto Rock defeated Rochester Knighthawks 13-10

**2000 NATIONAL LACROSSE LEAGUE**

|                       | <u>GP</u> | <u>W</u> | <u>L</u> | <u>GF</u> | <u>GA</u> | <u>PCT</u> | <u>GB</u> |
|-----------------------|-----------|----------|----------|-----------|-----------|------------|-----------|
| Toronto Rock*         | 12        | 9        | 3        | 162       | 130       | .750       | -         |
| Buffalo Bandits       | 12        | 8        | 4        | 202       | 194       | .667       | 1         |
| Rochester Knighthawks | 12        | 8        | 4        | 187       | 149       | .667       | 1         |
| Philadelphia Wings    | 12        | 7        | 5        | 172       | 165       | .583       | 2         |
| Pittsburgh CrosseFire | 12        | 6        | 6        | 184       | 164       | .500       | 3         |
| Albany Attack         | 12        | 6        | 6        | 169       | 160       | .500       | 3         |
| New York Saints       | 12        | 3        | 9        | 152       | 194       | .250       | 6         |
| Syracuse Smash        | 12        | 1        | 11       | 135       | 207       | .083       | 8         |

**PLAYOFFS**

Rochester Knighthawks defeated Buffalo Bandits 15-11

Toronto Rock defeated Philadelphia Wings 14-10

Toronto Rock defeated Rochester Knighthawks 14-13

**2001 NATIONAL LACROSSE LEAGUE**

|                       | <u>GP</u> | <u>W</u> | <u>L</u> | <u>GF</u> | <u>GA</u> | <u>PCT</u> | <u>GB</u> |
|-----------------------|-----------|----------|----------|-----------|-----------|------------|-----------|
| Toronto Rock          | 14        | 11       | 3        | 168       | 125       | .786       | -         |
| Philadelphia Wings*   | 14        | 10       | 4        | 204       | 177       | .714       | 1         |
| Rochester Knighthawks | 14        | 10       | 4        | 198       | 159       | .714       | 1         |
| Washington Power      | 14        | 9        | 5        | 226       | 204       | .643       | 2         |
| Buffalo Bandits       | 14        | 8        | 6        | 248       | 218       | .571       | 3         |
| New York Saints       | 14        | 6        | 8        | 179       | 181       | .429       | 5         |
| Albany Attack         | 14        | 5        | 9        | 152       | 169       | .357       | 6         |
| Columbus Landsharks   | 14        | 3        | 11       | 134       | 201       | .214       | 8         |
| Ottawa Rebel          | 14        | 1        | 13       | 144       | 220       | .071       | 10        |

**PLAYOFFS**

Toronto Rock defeated Washington Power 10-9  
 Philadelphia Wings defeated Rochester Knighthawks 12-11

Philadelphia Wings defeated Toronto Rock 9-8

**2001-02 NATIONAL LACROSSE LEAGUE**

| EASTERN DIVISION   |           |          |          |           |           |            |           |
|--------------------|-----------|----------|----------|-----------|-----------|------------|-----------|
|                    | <u>GP</u> | <u>W</u> | <u>L</u> | <u>GF</u> | <u>GA</u> | <u>PCT</u> | <u>GB</u> |
| Washington Power   | 16        | 9        | 7        | 253       | 233       | .563       | -         |
| Philadelphia Wings | 16        | 8        | 8        | 222       | 237       | .500       | 1         |
| New York Saints    | 16        | 5        | 11       | 200       | 249       | .313       | 4         |
| New Jersey Storm   | 16        | 5        | 11       | 178       | 232       | .313       | 4         |

| CENTRAL DIVISION      |           |          |          |           |           |            |           |
|-----------------------|-----------|----------|----------|-----------|-----------|------------|-----------|
|                       | <u>GP</u> | <u>W</u> | <u>L</u> | <u>GF</u> | <u>GA</u> | <u>PCT</u> | <u>GB</u> |
| Albany Attack         | 16        | 14       | 2        | 250       | 194       | .875       | -         |
| Rochester Knighthawks | 16        | 13       | 3        | 258       | 200       | .813       | 1         |
| Buffalo Bandits       | 16        | 8        | 8        | 208       | 212       | .500       | 6         |
| Montréal Express      | 16        | 8        | 8        | 236       | 225       | .500       | 6         |
| Columbus Landsharks   | 16        | 5        | 11       | 198       | 230       | .313       | 9         |

| NORTHERN DIVISION  |           |          |          |           |           |            |           |
|--------------------|-----------|----------|----------|-----------|-----------|------------|-----------|
|                    | <u>GP</u> | <u>W</u> | <u>L</u> | <u>GF</u> | <u>GA</u> | <u>PCT</u> | <u>GB</u> |
| Toronto Rock*      | 16        | 11       | 5        | 223       | 176       | .688       | -         |
| Vancouver Ravens   | 16        | 10       | 6        | 236       | 191       | .625       | 1         |
| Calgary Roughnecks | 16        | 4        | 12       | 224       | 264       | .250       | 7         |
| Ottawa Rebel       | 16        | 4        | 12       | 202       | 245       | .250       | 7         |

**PLAYOFFS**

Rochester Knighthawks defeated Vancouver Ravens 11-10 OT  
 Washington Power defeated Philadelphia Wings 12-11

Albany Attack defeated Rochester Knighthawks 14-10  
 Toronto Rock defeated Washington Power 12-11 2OT

Toronto Rock defeated Albany Attack 13-12

### 2003 NATIONAL LACROSSE LEAGUE

|                       | <u>GP</u> | <u>W</u> | <u>L</u> | <u>GF</u> | <u>GA</u> | <u>PCT</u> | <u>GB</u> |
|-----------------------|-----------|----------|----------|-----------|-----------|------------|-----------|
| EASTERN DIVISION      |           |          |          |           |           |            |           |
| Colorado Mammoth      | 16        | 9        | 7        | 226       | 223       | .563       | -         |
| Philadelphia Wings    | 16        | 8        | 8        | 203       | 209       | .500       | 1         |
| New York Saints       | 16        | 3        | 13       | 198       | 239       | .188       | 6         |
| New Jersey Storm      | 16        | 3        | 13       | 187       | 220       | .188       | 6         |
| CENTRAL DIVISION      |           |          |          |           |           |            |           |
| Rochester Knighthawks | 16        | 12       | 4        | 214       | 173       | .750       | -         |
| Buffalo Bandits       | 16        | 12       | 4        | 231       | 188       | .750       | -         |
| Albany Attack         | 16        | 8        | 8        | 198       | 191       | .500       | 4         |
| Columbus Landsharks   | 16        | 8        | 8        | 184       | 203       | .500       | 4         |
| NORTHERN DIVISION     |           |          |          |           |           |            |           |
| Toronto Rock*         | 16        | 11       | 5        | 195       | 164       | .688       | -         |
| Calgary Roughnecks    | 16        | 9        | 7        | 209       | 207       | .563       | 2         |
| Vancouver Ravens      | 16        | 9        | 7        | 208       | 196       | .563       | 2         |
| Ottawa Rebel          | 16        | 4        | 12       | 174       | 214       | .250       | 7         |

#### PLAYOFFS

Buffalo Bandits defeated Calgary Roughnecks 16-9

Colorado Mammoth defeated Vancouver Ravens 15-12

Rochester Knighthawks defeated Buffalo Bandits 16-13

Toronto Rock defeated Colorado Mammoth 15-11

Toronto Rock defeated Rochester Knighthawks 8-6

### 2004 NATIONAL LACROSSE LEAGUE

|                       | <u>GP</u> | <u>W</u> | <u>L</u> | <u>GF</u> | <u>GA</u> | <u>PCT</u> | <u>GB</u> |
|-----------------------|-----------|----------|----------|-----------|-----------|------------|-----------|
| EAST DIVISION         |           |          |          |           |           |            |           |
| Toronto Rock          | 16        | 10       | 6        | 202       | 176       | .625       | -         |
| Rochester Knighthawks | 16        | 8        | 8        | 173       | 186       | .500       | 2         |
| Buffalo Bandits       | 16        | 8        | 8        | 205       | 198       | .500       | 2         |
| Philadelphia Wings    | 16        | 7        | 9        | 192       | 198       | .438       | 3         |
| WEST DIVISION         |           |          |          |           |           |            |           |
| Colorado Mammoth      | 16        | 13       | 3        | 223       | 173       | .813       | -         |
| San Jose Stealth      | 16        | 11       | 5        | 204       | 201       | .688       | 2         |
| Calgary Roughnecks*   | 16        | 10       | 6        | 214       | 187       | .625       | 3         |
| Arizona Sting         | 16        | 7        | 9        | 200       | 208       | .438       | 6         |
| Vancouver Ravens      | 16        | 5        | 11       | 183       | 213       | .313       | 8         |
| Anaheim Storm         | 16        | 1        | 15       | 171       | 227       | .063       | 12        |

#### PLAYOFFS

Buffalo Bandits defeated Rochester Knighthawks 13-9

Calgary Roughnecks defeated San Jose Stealth 15-14

Buffalo Bandits defeated Toronto Rock 19-10

Calgary Roughnecks defeated Colorado Mammoth 13-11

Calgary Roughnecks defeated Buffalo Bandits 14-11

**2005 NATIONAL LACROSSE LEAGUE**

|                       | <u>GP</u> | <u>W</u> | <u>L</u> | <u>GF</u> | <u>GA</u> | <u>PCT</u> | <u>GB</u> |
|-----------------------|-----------|----------|----------|-----------|-----------|------------|-----------|
| <b>EAST DIVISION</b>  |           |          |          |           |           |            |           |
| Toronto Rock*         | 16        | 12       | 4        | 227       | 190       | .750       | -         |
| Buffalo Bandits       | 16        | 11       | 5        | 217       | 183       | .688       | 1         |
| Rochester Knighthawks | 16        | 10       | 6        | 193       | 179       | .625       | 2         |
| Philadelphia Wings    | 16        | 6        | 10       | 213       | 218       | .375       | 6         |
| Minnesota Swarm       | 16        | 5        | 11       | 188       | 231       | .313       | 7         |
| <b>WEST DIVISION</b>  |           |          |          |           |           |            |           |
| Calgary Roughnecks    | 16        | 10       | 6        | 216       | 208       | .625       | -         |
| Arizona Sting         | 16        | 9        | 7        | 209       | 209       | .563       | 1         |
| Colorado Mammoth      | 16        | 8        | 8        | 201       | 182       | .500       | 2         |
| Anaheim Storm         | 16        | 5        | 11       | 175       | 212       | .313       | 5         |
| San Jose Stealth      | 16        | 4        | 12       | 170       | 197       | .250       | 6         |

*Vancouver Ravens suspended operations during pre-season on December 14, 2004*

**PLAYOFFS**

Rochester Knighthawks defeated Buffalo Bandits 19-14

Arizona Sting defeated Colorado Mammoth 16-13

Toronto Rock defeated Rochester Knighthawks 12-10

Arizona Sting defeated Calgary Roughnecks 19-15

Toronto Rock defeated Arizona Sting 19-13

**2006 NATIONAL LACROSSE LEAGUE**

|                       | <u>GP</u> | <u>W</u> | <u>L</u> | <u>GF</u> | <u>GA</u> | <u>PCT</u> | <u>GB</u> |
|-----------------------|-----------|----------|----------|-----------|-----------|------------|-----------|
| <b>EAST DIVISION</b>  |           |          |          |           |           |            |           |
| Buffalo Bandits       | 16        | 11       | 5        | 193       | 167       | .688       | -         |
| Rochester Knighthawks | 16        | 9        | 7        | 196       | 180       | .563       | 2         |
| Toronto Rock          | 16        | 8        | 8        | 182       | 179       | .500       | 3         |
| Minnesota Swarm       | 16        | 8        | 8        | 158       | 171       | .500       | 3         |
| Philadelphia Wings    | 16        | 8        | 8        | 184       | 184       | .500       | 3         |
| <b>WEST DIVISION</b>  |           |          |          |           |           |            |           |
| Portland Lumberjax    | 16        | 11       | 5        | 188       | 177       | .688       | -         |
| Colorado Mammoth*     | 16        | 10       | 6        | 200       | 172       | .625       | 1         |
| Calgary Roughnecks    | 16        | 9        | 7        | 183       | 178       | .563       | 2         |
| Arizona Sting         | 16        | 8        | 8        | 198       | 199       | .500       | 3         |
| San Jose Stealth      | 16        | 5        | 11       | 151       | 174       | .313       | 6         |
| Edmonton Rush         | 16        | 1        | 15       | 150       | 202       | .063       | 10        |

**PLAYOFFS**

Buffalo Bandits defeated Minnesota Swarm 11-10

Rochester Knighthawks defeated Toronto Rock 16-8

Arizona Sting defeated Portland Lumberjax 14-11

Colorado Mammoth defeated Calgary Roughnecks 18-17 OT

Buffalo Bandits defeated Rochester Knighthawks 15-10

Colorado Mammoth defeated Arizona Sting 13-12

Colorado Mammoth defeated Buffalo Bandits 16-9

## 2007 NATIONAL LACROSSE LEAGUE

|                        | <u>GP</u> | <u>W</u> | <u>L</u> | <u>GF</u> | <u>GA</u> | <u>PCT</u> | <u>GB</u> |
|------------------------|-----------|----------|----------|-----------|-----------|------------|-----------|
| EAST DIVISION          |           |          |          |           |           |            |           |
| Rochester Knighthawks* | 16        | 14       | 2        | 249       | 194       | .875       | -         |
| Buffalo Bandits        | 16        | 10       | 6        | 207       | 188       | .625       | 4         |
| Minnesota Swarm        | 16        | 9        | 7        | 200       | 207       | .563       | 5         |
| Toronto Rock           | 16        | 6        | 10       | 187       | 183       | .375       | 8         |
| Philadelphia Wings     | 16        | 6        | 10       | 178       | 186       | .375       | 8         |
| Chicago Shamrox        | 16        | 6        | 10       | 176       | 191       | .375       | 8         |
| New York Titans        | 16        | 4        | 12       | 195       | 233       | .250       | 10        |
| WEST DIVISION          |           |          |          |           |           |            |           |
| Colorado Mammoth       | 16        | 12       | 4        | 209       | 179       | .750       | -         |
| Calgary Roughnecks     | 16        | 9        | 7        | 219       | 202       | .563       | 3         |
| Arizona Sting          | 16        | 9        | 7        | 188       | 181       | .563       | 3         |
| San Jose Stealth       | 16        | 9        | 7        | 181       | 170       | .563       | 3         |
| Edmonton Rush          | 16        | 6        | 10       | 160       | 189       | .375       | 6         |
| Portland Lumberjax     | 16        | 4        | 12       | 153       | 199       | .250       | 8         |

### PLAYOFFS

Rochester Knighthawks defeated Toronto Rock 10-6  
 Buffalo Bandits defeated Minnesota Swarm 14-8  
 San Jose Stealth defeated Colorado Mammoth 15-14 OT  
 Arizona Sting defeated Calgary Roughnecks 13-9  
 Rochester Knighthawks defeated Buffalo Bandits 14-13 OT  
 Arizona Sting defeated San Jose Stealth 9-7  
 Rochester Knighthawks defeated Arizona Sting 13-11

## 2008 NATIONAL LACROSSE LEAGUE

|                       | <u>GP</u> | <u>W</u> | <u>L</u> | <u>GF</u> | <u>GA</u> | <u>PCT</u> | <u>GB</u> |
|-----------------------|-----------|----------|----------|-----------|-----------|------------|-----------|
| EAST DIVISION         |           |          |          |           |           |            |           |
| Buffalo Bandits*      | 16        | 10       | 6        | 203       | 174       | .625       | -         |
| Minnesota Swarm       | 16        | 10       | 6        | 199       | 196       | .625       | -         |
| New York Titans       | 16        | 10       | 6        | 197       | 186       | .625       | -         |
| Philadelphia Wings    | 16        | 10       | 6        | 225       | 220       | .625       | -         |
| Rochester Knighthawks | 16        | 8        | 8        | 197       | 171       | .500       | 2         |
| Toronto Rock          | 16        | 7        | 9        | 172       | 174       | .438       | 3         |
| Chicago Shamrox       | 16        | 6        | 10       | 176       | 212       | .375       | 4         |
| WEST DIVISION         |           |          |          |           |           |            |           |
| San Jose Stealth      | 16        | 9        | 7        | 185       | 172       | .563       | -         |
| Colorado Mammoth      | 16        | 9        | 7        | 184       | 167       | .563       | -         |
| Calgary Roughnecks    | 16        | 7        | 9        | 183       | 178       | .438       | 2         |
| Portland Lumberjax    | 16        | 6        | 10       | 179       | 194       | .375       | 3         |
| Edmonton Rush         | 16        | 4        | 12       | 141       | 197       | .250       | 5         |

*Arizona Sting and Boston Blazers suspended operations during pre-season on October 16, 2007*

### PLAYOFFS

Buffalo Bandits defeated Philadelphia Wings 14-12  
 New York Titans defeated Minnesota Swarm 11-8  
 Portland Lumberjax defeated San Jose Stealth 18-16  
 Calgary Roughnecks defeated Colorado Mammoth 15-13  
 Buffalo Bandits defeated New York Titans 19-12  
 Portland Lumberjax defeated Calgary Roughnecks 16-12  
 Buffalo Bandits defeated Portland Lumberjax 14-13



**2009 NATIONAL LACROSSE LEAGUE**

|                       | <u>GP</u> | <u>W</u> | <u>L</u> | <u>GF</u> | <u>GA</u> | <u>PCT</u> | <u>GB</u> |
|-----------------------|-----------|----------|----------|-----------|-----------|------------|-----------|
| <b>EAST DIVISION</b>  |           |          |          |           |           |            |           |
| New York Titans       | 16        | 10       | 6        | 190       | 180       | .625       | -         |
| Buffalo Bandits       | 16        | 10       | 6        | 223       | 170       | .625       | -         |
| Boston Blazers        | 16        | 10       | 6        | 181       | 168       | .625       | -         |
| Rochester Knighthawks | 16        | 7        | 9        | 169       | 197       | .438       | 3         |
| Philadelphia Wings    | 16        | 7        | 9        | 188       | 193       | .438       | 3         |
| Toronto Rock          | 16        | 6        | 10       | 194       | 218       | .375       | 4         |
| <b>WEST DIVISION</b>  |           |          |          |           |           |            |           |
| Calgary Roughnecks*   | 16        | 12       | 4        | 206       | 167       | .750       | -         |
| Portland Lumberjax    | 16        | 9        | 7        | 181       | 177       | .563       | 3         |
| San Jose Stealth      | 16        | 7        | 9        | 200       | 185       | .438       | 5         |
| Colorado Mammoth      | 16        | 7        | 9        | 172       | 184       | .438       | 5         |
| Minnesota Swarm       | 16        | 6        | 10       | 174       | 198       | .375       | 6         |
| Edmonton Rush         | 16        | 5        | 11       | 159       | 200       | .313       | 7         |

New York Titans defeated Rochester Knighthawks 11-10 OT

Buffalo Bandits defeated Boston Blazers 11-8

Calgary Roughnecks defeated Colorado Mammoth 15-8

San Jose Stealth defeated Portland Lumberjax 20-16

New York Titans defeated Buffalo Bandits 9-3

Calgary Roughnecks defeated San Jose Stealth 17-5

Calgary Roughnecks defeated New York Titans 12-10

**2010 NATIONAL LACROSSE LEAGUE**

|                       | <u>GP</u> | <u>W</u> | <u>L</u> | <u>GF</u> | <u>GA</u> | <u>PCT</u> | <u>GB</u> |
|-----------------------|-----------|----------|----------|-----------|-----------|------------|-----------|
| <b>EAST DIVISION</b>  |           |          |          |           |           |            |           |
| Orlando Titans        | 16        | 11       | 5        | 172       | 154       | .688       | -         |
| Toronto Rock          | 16        | 9        | 7        | 197       | 156       | .562       | 2         |
| Buffalo Bandits       | 16        | 8        | 8        | 169       | 170       | .500       | 3         |
| Boston Blazers        | 16        | 8        | 8        | 161       | 162       | .500       | 3         |
| Rochester Knighthawks | 16        | 7        | 9        | 155       | 181       | .438       | 4         |
| Philadelphia Wings    | 16        | 5        | 11       | 168       | 194       | .312       | 6         |
| <b>WEST DIVISION</b>  |           |          |          |           |           |            |           |
| Washington Stealth*   | 16        | 11       | 5        | 211       | 179       | .688       | -         |
| Calgary Roughnecks    | 16        | 10       | 6        | 193       | 169       | .625       | 1         |
| Edmonton Rush         | 16        | 10       | 6        | 186       | 201       | .625       | 1         |
| Minnesota Swarm       | 16        | 5        | 11       | 189       | 201       | .312       | 6         |
| Colorado Mammoth      | 16        | 4        | 12       | 167       | 201       | .250       | 7         |

**PLAYOFFS**

Orlando Titans defeated Boston Blazers 12-11

Toronto Rock defeated Buffalo Bandits 13-11

Washington Stealth defeated Minnesota Swarm 14-10

Edmonton Rush defeated Calgary Roughnecks 11-7

Toronto Rock defeated Orlando Titans 15-10

Washington Stealth defeated Edmonton Rush 12-11 OT

Washington Stealth defeated Toronto Rock 15-11

**2011 NATIONAL LACROSSE LEAGUE**

| EAST DIVISION         | <u>GP</u> | <u>W</u> | <u>L</u> | <u>GF</u> | <u>GA</u> | <u>PCT</u> | <u>GB</u> |
|-----------------------|-----------|----------|----------|-----------|-----------|------------|-----------|
| Buffalo Bandits       | 16        | 10       | 6        | 169       | 159       | .625       | -         |
| Toronto Rock*         | 16        | 10       | 6        | 187       | 168       | .625       | -         |
| Rochester Knighthawks | 16        | 10       | 6        | 176       | 159       | .625       | -         |
| Boston Blazers        | 16        | 8        | 8        | 166       | 155       | .500       | 2         |
| Philadelphia Wings    | 16        | 5        | 11       | 143       | 179       | .312       | 5         |
| WEST DIVISION         | <u>GP</u> | <u>W</u> | <u>L</u> | <u>GF</u> | <u>GA</u> | <u>PCT</u> | <u>GB</u> |
| Calgary Roughnecks    | 16        | 11       | 5        | 198       | 181       | .688       | -         |
| Minnesota Swarm       | 16        | 8        | 8        | 187       | 180       | .500       | 3         |
| Washington Stealth    | 16        | 8        | 8        | 203       | 198       | .500       | 3         |
| Colorado Mammoth      | 16        | 5        | 11       | 151       | 172       | .312       | 6         |
| Edmonton Rush         | 16        | 5        | 11       | 175       | 204       | .312       | 6         |

**PLAYOFFS**

Buffalo Bandits defeated Boston Blazers 11-10  
 Toronto Rock defeated Rochester Knighthawks 10-8  
 Calgary Roughnecks defeated Colorado Mammoth 10-6  
 Washington Stealth defeated Minnesota Swarm 14-8  
 Toronto Rock defeated Buffalo Bandits 12-11  
 Washington Stealth defeated Calgary Roughnecks 10-8  
 Toronto Rock defeated Washington Stealth 8-7

**2012 NATIONAL LACROSSE LEAGUE**

| EAST DIVISION          | <u>GP</u> | <u>W</u> | <u>L</u> | <u>GF</u> | <u>GA</u> | <u>PCT</u> | <u>GB</u> |
|------------------------|-----------|----------|----------|-----------|-----------|------------|-----------|
| Toronto Rock           | 16        | 9        | 7        | 198       | 196       | .563       | -         |
| Rochester Knighthawks* | 16        | 7        | 9        | 191       | 197       | .438       | 2         |
| Philadelphia Wings     | 16        | 7        | 9        | 176       | 207       | .438       | 2         |
| Buffalo Bandits        | 16        | 7        | 9        | 198       | 204       | .438       | 2         |
| WEST DIVISION          | <u>GP</u> | <u>W</u> | <u>L</u> | <u>GF</u> | <u>GA</u> | <u>PCT</u> | <u>GB</u> |
| Calgary Roughnecks     | 16        | 12       | 4        | 216       | 170       | .750       | -         |
| Colorado Mammoth       | 16        | 11       | 5        | 217       | 201       | .688       | 1         |
| Minnesota Swarm        | 16        | 9        | 7        | 202       | 190       | .563       | 3         |
| Edmonton Rush          | 16        | 6        | 10       | 167       | 175       | .375       | 6         |
| Washington Stealth     | 16        | 4        | 12       | 179       | 204       | .250       | 8         |

**PLAYOFFS**

Rochester Knighthawks defeated Philadelphia Wings 14-13  
 Toronto Rock defeated Buffalo Bandits 7-6  
 Minnesota Swarm defeated Colorado Mammoth 14-10  
 Edmonton Rush defeated Calgary Roughnecks 19-11  
 Rochester Knighthawks defeated Toronto Rock 17-13  
 Edmonton Rush defeated Minnesota Swarm 15-3  
 Rochester Knighthawks defeated Edmonton Rush 9-6

**2013 NATIONAL LACROSSE LEAGUE**

| EAST DIVISION          | <u>GP</u> | <u>W</u> | <u>L</u> | <u>GF</u> | <u>GA</u> | <u>PCT</u> | <u>GB</u> |
|------------------------|-----------|----------|----------|-----------|-----------|------------|-----------|
| Toronto Rock           | 16        | 10       | 6        | 194       | 176       | .625       | -         |
| Rochester Knighthawks* | 16        | 8        | 8        | 179       | 165       | .500       | 2         |
| Philadelphia Wings     | 16        | 7        | 9        | 170       | 207       | .438       | 3         |
| Buffalo Bandits        | 16        | 6        | 10       | 171       | 211       | .375       | 4         |
| WEST DIVISION          | <u>GP</u> | <u>W</u> | <u>L</u> | <u>GF</u> | <u>GA</u> | <u>PCT</u> | <u>GB</u> |
| Calgary Roughnecks     | 16        | 9        | 7        | 222       | 211       | .563       | -         |
| Washington Stealth     | 16        | 9        | 7        | 193       | 192       | .563       | -         |
| Edmonton Rush          | 16        | 9        | 7        | 203       | 170       | .563       | -         |
| Colorado Mammoth       | 16        | 7        | 9        | 185       | 202       | .438       | 2         |
| Minnesota Swarm        | 16        | 7        | 9        | 219       | 202       | .438       | 2         |

**PLAYOFFS**

Rochester Knighthawks defeated Philadelphia Wings 10-8

Minnesota Swarm defeated Toronto Rock 20-11

Calgary Roughnecks defeated Colorado Mammoth 15-10

Washington Stealth defeated Edmonton Rush 12-11

Rochester Knighthawks defeated Minnesota Swarm 12-10

Washington Stealth defeated Calgary Roughnecks 14-13

Rochester Knighthawks defeated Washington Stealth 11-10

**2014 NATIONAL LACROSSE LEAGUE**

| EAST DIVISION          | <u>GP</u> | <u>W</u> | <u>L</u> | <u>GF</u> | <u>GA</u> | <u>PCT</u> | <u>GB</u> |
|------------------------|-----------|----------|----------|-----------|-----------|------------|-----------|
| Rochester Knighthawks* | 18        | 14       | 4        | 210       | 167       | .778       | -         |
| Toronto Rock           | 18        | 9        | 9        | 219       | 213       | .500       | 5         |
| Buffalo Bandits        | 18        | 8        | 10       | 190       | 200       | .444       | 6         |
| Philadelphia Wings     | 18        | 6        | 12       | 202       | 218       | .333       | 8         |
| Minnesota Swarm        | 18        | 4        | 14       | 180       | 219       | .222       | 10        |
| WEST DIVISION          | <u>GP</u> | <u>W</u> | <u>L</u> | <u>GF</u> | <u>GA</u> | <u>PCT</u> | <u>GB</u> |
| Edmonton Rush          | 18        | 16       | 2        | 220       | 157       | .889       | -         |
| Calgary Roughnecks     | 18        | 12       | 6        | 237       | 215       | .667       | 4         |
| Colorado Mammoth       | 18        | 8        | 10       | 201       | 228       | .444       | 8         |
| Vancouver Stealth      | 18        | 4        | 14       | 181       | 223       | .222       | 12        |

**PLAYOFFS**

Buffalo Bandits defeated Toronto Rock 15-13

Calgary Roughnecks defeated Colorado Mammoth 16-15 OT

Rochester Knighthawks defeated Buffalo Bandits 2 games to 1 (8-12, 13-8, 2-1 MG)

Calgary Roughnecks defeated Edmonton Rush 2 games to 1 (12-11 OT, 13-15, 2-1 MG)

Rochester Knighthawks defeated Calgary Roughnecks 2 games to 1 (7-10, 16-10, 3-2 MG)

### 2015 NATIONAL LACROSSE LEAGUE

| EAST DIVISION            | <u>GP</u> | <u>W</u> | <u>L</u> | <u>GF</u> | <u>GA</u> | <u>PCT</u> | <u>GB</u> |
|--------------------------|-----------|----------|----------|-----------|-----------|------------|-----------|
| Toronto Rock             | 18        | 14       | 4        | 230       | 185       | .778       | -         |
| Rochester Knighthawks    | 18        | 12       | 6        | 205       | 173       | .667       | 2         |
| Buffalo Bandits          | 18        | 11       | 7        | 236       | 208       | .611       | 3         |
| Minnesota Swarm          | 18        | 6        | 12       | 185       | 226       | .333       | 8         |
| New England Black Wolves | 18        | 4        | 14       | 186       | 249       | .222       | 10        |

| WEST DIVISION      | <u>GP</u> | <u>W</u> | <u>L</u> | <u>GF</u> | <u>GA</u> | <u>PCT</u> | <u>GB</u> |
|--------------------|-----------|----------|----------|-----------|-----------|------------|-----------|
| Edmonton Rush*     | 18        | 13       | 5        | 241       | 177       | .722       | -         |
| Colorado Mammoth   | 18        | 9        | 9        | 212       | 218       | .500       | 4         |
| Calgary Roughnecks | 18        | 7        | 11       | 212       | 217       | .389       | 6         |
| Vancouver Stealth  | 18        | 5        | 13       | 211       | 265       | .278       | 8         |

#### PLAYOFFS

Rochester Knighthawks defeated Buffalo Bandits 14-11

Calgary Roughnecks defeated Colorado Mammoth 11-6

Edmonton Rush defeated Calgary Roughnecks 2 games to 1 (10-8, 9-12, 4-1 MG)

Toronto Rock defeated Rochester 2 games to 1 (9-10, 11-8, 8-2 MG)

Edmonton Rush defeated Toronto Rock 2 games to 0 (15-9, 11-10)

### 2016 NATIONAL LACROSSE LEAGUE

| EAST DIVISION            | <u>GP</u> | <u>W</u> | <u>L</u> | <u>GF</u> | <u>GA</u> | <u>PCT</u> | <u>GB</u> |
|--------------------------|-----------|----------|----------|-----------|-----------|------------|-----------|
| Buffalo Bandits          | 18        | 13       | 5        | 251       | 214       | .722       | -         |
| New England Black Wolves | 18        | 10       | 8        | 229       | 212       | .556       | 3         |
| Georgia Swarm            | 18        | 8        | 10       | 238       | 240       | .444       | 5         |
| Rochester Knighthawks    | 18        | 7        | 11       | 200       | 215       | .389       | 6         |
| Toronto Rock             | 18        | 5        | 13       | 190       | 224       | .278       | 8         |

| WEST DIVISION      | <u>GP</u> | <u>W</u> | <u>L</u> | <u>GF</u> | <u>GA</u> | <u>PCT</u> | <u>GB</u> |
|--------------------|-----------|----------|----------|-----------|-----------|------------|-----------|
| Saskatchewan Rush* | 18        | 13       | 5        | 233       | 190       | .722       | -         |
| Colorado Mammoth   | 18        | 12       | 6        | 203       | 202       | .667       | 1         |
| Calgary Roughnecks | 18        | 8        | 10       | 216       | 216       | .444       | 5         |
| Vancouver Stealth  | 18        | 5        | 13       | 198       | 245       | .278       | 8         |

#### PLAYOFFS

New England Black Wolves defeated Georgia Swarm 14-13 OT

Calgary Roughnecks defeated Colorado Mammoth 11-10 OT

Buffalo Bandits defeated New England Black Wolves 2 games to 0 (15-10; 20-15)

Saskatchewan Rush defeated Calgary Roughnecks 2 games to 0 (16-10; 12-9)

Saskatchewan Rush defeated Buffalo Bandits 2 games to 0 (11-9; 11-10)

**2017 NATIONAL LACROSSE LEAGUE**

| EAST DIVISION            | <u>GP</u> | <u>W</u> | <u>L</u> | <u>GF</u> | <u>GA</u> | <u>PCT</u> | <u>GB</u> |
|--------------------------|-----------|----------|----------|-----------|-----------|------------|-----------|
| Georgia Swarm*           | 18        | 13       | 5        | 266       | 213       | .722       | -         |
| Toronto Rock             | 18        | 9        | 9        | 219       | 200       | .500       | 4         |
| New England Black Wolves | 18        | 8        | 10       | 220       | 244       | .444       | 5         |
| Rochester Knighthawks    | 18        | 7        | 11       | 175       | 209       | .389       | 6         |
| Buffalo Bandits          | 18        | 6        | 12       | 226       | 251       | .333       | 7         |
| WEST DIVISION            | <u>GP</u> | <u>W</u> | <u>L</u> | <u>GF</u> | <u>GA</u> | <u>PCT</u> | <u>GB</u> |
| Saskatchewan Rush        | 18        | 12       | 6        | 231       | 212       | .667       | -         |
| Vancouver Stealth        | 18        | 9        | 9        | 218       | 221       | .500       | 3         |
| Colorado Mammoth         | 18        | 9        | 9        | 202       | 199       | .500       | 3         |
| Calgary Roughnecks       | 18        | 8        | 10       | 212       | 220       | .444       | 4         |

**PLAYOFFS**

Toronto Rock defeated New England Black Wolves 18-10

Colorado Mammoth defeated Vancouver Stealth 13-12

Georgia Swarm defeated Toronto Rock 2 games to 0 (11-8, 13-9)

Saskatchewan Rush defeated Colorado Mammoth 2 games to 0 (18-9, 11-10)

Georgia Swarm defeated Saskatchewan Rush 2 games to 0 (18-14, 15-14 OT)

**2017-18 NATIONAL LACROSSE LEAGUE**

| EAST DIVISION            | <u>GP</u> | <u>W</u> | <u>L</u> | <u>GF</u> | <u>GA</u> | <u>PCT</u> | <u>GB</u> |
|--------------------------|-----------|----------|----------|-----------|-----------|------------|-----------|
| Georgia Swarm            | 18        | 11       | 7        | 226       | 215       | .611       | -         |
| Rochester Knighthawks    | 18        | 10       | 8        | 236       | 210       | .556       | 1         |
| New England Black Wolves | 18        | 9        | 9        | 194       | 242       | .500       | 2         |
| Toronto Rock             | 18        | 8        | 10       | 237       | 216       | .444       | 3         |
| Buffalo Bandits          | 18        | 8        | 10       | 232       | 240       | .444       | 3         |
| WEST DIVISION            | <u>GP</u> | <u>W</u> | <u>L</u> | <u>GF</u> | <u>GA</u> | <u>PCT</u> | <u>GB</u> |
| Saskatchewan Rush*       | 18        | 14       | 4        | 254       | 196       | .778       | -         |
| Colorado Mammoth         | 18        | 11       | 7        | 214       | 199       | .611       | 3         |
| Calgary Roughnecks       | 18        | 8        | 10       | 227       | 211       | .444       | 6         |
| Vancouver Stealth        | 18        | 2        | 16       | 186       | 277       | .111       | 12        |

**PLAYOFFS**

Rochester Knighthawks defeated New England Black Wolves 15-11

Calgary Roughnecks defeated Colorado Mammoth 15-12

Rochester Knighthawks defeated Georgia Swarm 9-8

Saskatchewan Rush defeated Calgary Roughnecks 15-13

Saskatchewan Rush defeated Rochester Knighthawks 2 games to 1 (16-9, 8-13; 15-10)

## 2018-19 NATIONAL LACROSSE LEAGUE

|                          | <u>GP</u> | <u>W</u> | <u>L</u> | <u>GF</u> | <u>GA</u> | <u>PCT</u> | <u>GB</u> |
|--------------------------|-----------|----------|----------|-----------|-----------|------------|-----------|
| EAST DIVISION            |           |          |          |           |           |            |           |
| Buffalo Bandits          | 18        | 14       | 4        | 244       | 186       | .778       | -         |
| Georgia Swarm            | 18        | 12       | 6        | 230       | 210       | .667       | 2         |
| Toronto Rock             | 18        | 12       | 6        | 213       | 207       | .667       | 2         |
| New England Black Wolves | 18        | 9        | 9        | 213       | 223       | .500       | 5         |
| Rochester Knighthawks    | 18        | 6        | 12       | 212       | 226       | .333       | 8         |
| Philadelphia Wings       | 18        | 4        | 14       | 218       | 246       | .222       | 10        |
| WEST DIVISION            |           |          |          |           |           |            |           |
| Saskatchewan Rush        | 18        | 11       | 7        | 222       | 202       | .611       | -         |
| San Diego Seals          | 18        | 10       | 8        | 208       | 217       | .556       | 1         |
| Calgary Roughnecks*      | 18        | 10       | 8        | 212       | 201       | .556       | 1         |
| Colorado Mammoth         | 18        | 6        | 12       | 181       | 193       | .333       | 5         |
| Vancouver Warriors       | 18        | 5        | 13       | 179       | 221       | .278       | 6         |

### PLAYOFFS

Buffalo Bandits defeated New England Black Wolves 13-6

Toronto Rock defeated Georgia Swarm 16-14

Colorado Mammoth defeated Saskatchewan Rush 11-10 OT

Calgary Roughnecks defeated San Diego Seals 12-11

Buffalo Bandits defeated Toronto Rock 12-8

Calgary Roughnecks defeated Colorado Mammoth 8-4

Calgary Roughnecks defeated Buffalo Bandits 2 games to 0 (10-7, 14-13 OT)

## 2019-20 NATIONAL LACROSSE LEAGUE

|                          | <u>GP</u> | <u>W</u> | <u>L</u> | <u>GF</u> | <u>GA</u> | <u>PCT</u> | <u>GB</u> |
|--------------------------|-----------|----------|----------|-----------|-----------|------------|-----------|
| EAST DIVISION            |           |          |          |           |           |            |           |
| New England Black Wolves | 11        | 8        | 3        | 135       | 101       | .727       | -         |
| Georgia Swarm            | 12        | 7        | 5        | 149       | 126       | .583       | 1½        |
| Philadelphia Wings       | 14        | 8        | 6        | 151       | 134       | .571       | 1½        |
| New York Riptide         | 13        | 1        | 12       | 116       | 177       | .077       | 8         |
| NORTH DIVISION           |           |          |          |           |           |            |           |
| Halifax Thunderbirds     | 12        | 8        | 4        | 139       | 126       | .667       | -         |
| Toronto Rock             | 11        | 7        | 4        | 122       | 106       | .636       | ½         |
| Buffalo Bandits          | 11        | 7        | 4        | 130       | 118       | .636       | ½         |
| Rochester Knighthawks    | 12        | 2        | 10       | 115       | 165       | .167       | 6         |
| WEST DIVISION            |           |          |          |           |           |            |           |
| Saskatchewan Rush        | 10        | 7        | 3        | 111       | 93        | .700       | -         |
| Colorado Mammoth         | 13        | 7        | 6        | 128       | 125       | .538       | 1½        |
| San Diego Seals          | 12        | 6        | 6        | 138       | 131       | .500       | 2         |
| Calgary Roughnecks       | 10        | 5        | 5        | 122       | 111       | .500       | 2         |
| Vancouver Warriors       | 13        | 4        | 9        | 117       | 160       | .308       | 4½        |

*National Lacrosse League suspended play on March 12, 2020 due to the COVID-19 coronavirus pandemic*

*National Lacrosse League cancelled remainder of the regular season on April 8, 2020*

*National Lacrosse League cancelled playoffs on June 4, 2020*

## 2021 NATIONAL LACROSSE LEAGUE

*National Lacrosse League season cancelled on February 3, 2021 due to the COVID-19 coronavirus pandemic*

**2021-22 NATIONAL LACROSSE LEAGUE**

| EAST DIVISION              | <u>GP</u> | <u>W</u> | <u>L</u> | <u>GF</u> | <u>GA</u> | <u>PCT</u> | <u>GB</u> |
|----------------------------|-----------|----------|----------|-----------|-----------|------------|-----------|
| Buffalo Bandits            | 18        | 14       | 4        | 247       | 185       | .778       | -         |
| Toronto Rock               | 18        | 13       | 5        | 207       | 166       | .722       | 1         |
| Halifax Thunderbirds       | 18        | 11       | 7        | 198       | 195       | .611       | 3         |
| Albany FireWolves          | 18        | 9        | 9        | 188       | 193       | .500       | 5         |
| Philadelphia Wings         | 18        | 9        | 9        | 185       | 199       | .500       | 5         |
| Georgia Swarm              | 18        | 9        | 9        | 205       | 212       | .500       | 5         |
| New York Riptide           | 18        | 6        | 12       | 214       | 226       | .333       | 8         |
| Rochester Knighthawks      | 18        | 4        | 14       | 184       | 221       | .222       | 10        |
| WEST DIVISION              | <u>GP</u> | <u>W</u> | <u>L</u> | <u>GF</u> | <u>GA</u> | <u>PCT</u> | <u>GB</u> |
| San Diego Seals            | 18        | 10       | 8        | 202       | 183       | .556       | -         |
| Calgary Roughnecks         | 18        | 10       | 8        | 194       | 201       | .556       | -         |
| Colorado Mammoth*          | 18        | 10       | 8        | 196       | 198       | .556       | -         |
| Saskatchewan Rush          | 18        | 8        | 10       | 196       | 194       | .444       | 2         |
| Panther City Lacrosse Club | 18        | 7        | 11       | 190       | 223       | .389       | 3         |
| Vancouver Warriors         | 18        | 6        | 12       | 199       | 209       | .333       | 4         |

**PLAYOFFS**

Buffalo Bandits defeated Albany FireWolves 10-5

Toronto Rock defeated Halifax Thunderbirds 14-13 OT

San Diego Seals defeated Philadelphia Wings 9-8

Colorado Mammoth defeated Calgary Roughnecks 16-12

Buffalo Bandits defeated Toronto Rock 2 games to 0 (18-17, 10-9)

Colorado Mammoth defeated San Diego Seals 2 games to 1 (14-12, 10-11 OT, 15-13)

Colorado Mammoth defeated Buffalo Bandits 2 games to 1 (14-15, 11-8, 10-8)

**2022-23 NATIONAL LACROSSE LEAGUE**

| EAST DIVISION              | <u>GP</u> | <u>W</u> | <u>L</u> | <u>GF</u> | <u>GA</u> | <u>PCT</u> | <u>GB</u> |
|----------------------------|-----------|----------|----------|-----------|-----------|------------|-----------|
| Buffalo Bandits*           | 18        | 14       | 4        | 215       | 191       | .778       | -         |
| Toronto Rock               | 18        | 13       | 5        | 234       | 164       | .722       | 1         |
| Halifax Thunderbirds       | 18        | 10       | 8        | 238       | 210       | .556       | 4         |
| Rochester Knighthawks      | 18        | 10       | 8        | 218       | 214       | .556       | 4         |
| Philadelphia Wings         | 18        | 9        | 9        | 200       | 211       | .500       | 5         |
| Georgia Swarm              | 18        | 8        | 10       | 219       | 207       | .444       | 6         |
| New York Riptide           | 18        | 5        | 13       | 201       | 243       | .278       | 9         |
| Albany FireWolves          | 18        | 3        | 15       | 167       | 233       | .167       | 11        |
| WEST DIVISION              | <u>GP</u> | <u>W</u> | <u>L</u> | <u>GF</u> | <u>GA</u> | <u>PCT</u> | <u>GB</u> |
| San Diego Seals            | 18        | 14       | 4        | 240       | 193       | .778       | -         |
| Calgary Roughnecks         | 18        | 13       | 5        | 218       | 167       | .722       | 1         |
| Panther City Lacrosse Club | 18        | 10       | 8        | 204       | 193       | .556       | 4         |
| Colorado Mammoth           | 18        | 9        | 9        | 190       | 208       | .500       | 5         |
| Saskatchewan Rush          | 18        | 8        | 10       | 204       | 212       | .444       | 6         |
| Las Vegas Desert Dogs      | 18        | 5        | 13       | 179       | 222       | .278       | 9         |
| Vancouver Warriors         | 18        | 4        | 14       | 188       | 247       | .222       | 10        |

**PLAYOFFS**

Buffalo Bandits defeated Rochester Knighthawks 20-8

Toronto Rock defeated Halifax Thunderbirds 15-11


Colorado Mammoth defeated San Diego Seals 13-12

Calgary Roughnecks defeated Panther City Lacrosse Club 12-9

Buffalo Bandits defeated Toronto Rock 2 games to 0 (14-5, 17-8)

Colorado Mammoth defeated Calgary Roughnecks 2 games to 1 (8-7, 12-13, 9-7)

Buffalo Bandits defeated Colorado Mammoth 2 games to 1 (13-12, 10-16, 13-4)



**EAGLE PRO BOX LACROSSE LEAGUE PLAYOFF CHAMPIONS**

|      | <u>Champion</u>          | <u>Finalist</u> |
|------|--------------------------|-----------------|
| 1987 | <b>Baltimore Thunder</b> | Washington Wave |
| 1988 | <b>New Jersey Saints</b> | Washington Wave |



**MAJOR INDOOR LACROSSE LEAGUE PLAYOFF CHAMPIONS**

|      | <u>Champion</u>              | <u>Finalist</u>       |
|------|------------------------------|-----------------------|
| 1989 | <b>Philadelphia Wings</b>    | New York Saints       |
| 1990 | <b>Philadelphia Wings</b>    | New England Blazers   |
| 1991 | <b>Detroit Turbos</b>        | Baltimore Thunder     |
| 1992 | <b>Buffalo Bandits</b>       | Philadelphia Wings    |
| 1993 | <b>Buffalo Bandits</b>       | Philadelphia Wings    |
| 1994 | <b>Philadelphia Wings</b>    | Buffalo Bandits       |
| 1995 | <b>Philadelphia Wings</b>    | Rochester Knighthawks |
| 1996 | <b>Buffalo Bandits</b>       | Philadelphia Wings    |
| 1997 | <b>Rochester Knighthawks</b> | Buffalo Bandits       |



**NATIONAL LACROSSE LEAGUE – CHAMPIONS CUP**

|         | <u>Champion</u>           | <u>Finalist</u>       |
|---------|---------------------------|-----------------------|
| 1998    | <b>Philadelphia Wings</b> | Baltimore Thunder     |
| 1999    | <b>Toronto Rock</b>       | Rochester Knighthawks |
| 2000    | <b>Toronto Rock</b>       | Rochester Knighthawks |
| 2001    | <b>Philadelphia Wings</b> | Toronto Rock          |
| 2001-02 | <b>Toronto Rock</b>       | Albany Attack         |
| 2003    | <b>Toronto Rock</b>       | Rochester Knighthawks |
| 2004    | <b>Calgary Roughnecks</b> | Buffalo Bandits       |
| 2005    | <b>Toronto Rock</b>       | Arizona Sting         |



|         |                              |                       |
|---------|------------------------------|-----------------------|
| 2006    | <b>Colorado Mammoth</b>      | Buffalo Bandits       |
| 2007    | <b>Rochester Knighthawks</b> | Arizona Sting         |
| 2008    | <b>Buffalo Bandits</b>       | Portland Lumberjax    |
| 2009    | <b>Calgary Roughnecks</b>    | New York Titans       |
| 2010    | <b>Washington Stealth</b>    | Toronto Rock          |
| 2011    | <b>Toronto Rock</b>          | Washington Stealth    |
| 2012    | <b>Rochester Knighthawks</b> | Edmonton Rush         |
| 2013    | <b>Rochester Knighthawks</b> | Washington Stealth    |
| 2014    | <b>Rochester Knighthawks</b> | Calgary Roughnecks    |
| 2015    | <b>Edmonton Rush</b>         | Toronto Rock          |
| 2016    | <b>Saskatchewan Rush</b>     | Buffalo Bandits       |
| 2017    | <b>Georgia Swarm</b>         | Saskatchewan Rush     |
| 2017-18 | <b>Saskatchewan Rush</b>     | Rochester Knighthawks |
| 2018-19 | <b>Calgary Roughnecks</b>    | Buffalo Bandits       |
| 2019-20 | <i>no decision</i>           |                       |
| 2021    | <i>no decision</i>           |                       |
| 2021-22 | <b>Colorado Mammoth</b>      | Buffalo Bandits       |
| 2022-23 | <b>Buffalo Bandits</b>       | Colorado Mammoth      |

## ALBANY FIREWOLVES

*Philadelphia Wings (1987-2014)*

*New England Black Wolves (2015-2021)*

|                |                           | GP        | W         | L        | GF         | GA         | PCT         | GB       |
|----------------|---------------------------|-----------|-----------|----------|------------|------------|-------------|----------|
| 1987           | Philadelphia Wings        | 6         | 3         | 3        | 86         | 82         | .500        | 2        |
| 1988           | Philadelphia Wings        | 8         | 3         | 5        | 97         | 90         | .375        | 3        |
| <b>1989</b>    | <b>Philadelphia Wings</b> | <b>8</b>  | <b>6</b>  | <b>2</b> | <b>122</b> | <b>96</b>  | <b>.750</b> | -        |
| <b>1990</b>    | <b>Philadelphia Wings</b> | <b>8</b>  | <b>6</b>  | <b>2</b> | <b>89</b>  | <b>82</b>  | <b>.750</b> | -        |
| 1991           | Philadelphia Wings        | 10        | 5         | 5        | 129        | 131        | .500        | 1        |
| 1992           | Philadelphia Wings        | 8         | 3         | 5        | 106        | 109        | .375        | 2        |
| 1993           | Philadelphia Wings        | 8         | 7         | 1        | 121        | 86         | .875        | -        |
| <b>1994</b>    | <b>Philadelphia Wings</b> | <b>8</b>  | <b>6</b>  | <b>2</b> | <b>127</b> | <b>89</b>  | <b>.750</b> | -        |
| <b>1995</b>    | <b>Philadelphia Wings</b> | <b>8</b>  | <b>7</b>  | <b>1</b> | <b>115</b> | <b>94</b>  | <b>.875</b> | -        |
| 1996           | Philadelphia Wings        | 10        | 8         | 2        | 62         | 114        | .800        | -        |
| 1997           | Philadelphia Wings        | 10        | 7         | 3        | 140        | 115        | .700        | -        |
| <b>1998</b>    | <b>Philadelphia Wings</b> | <b>12</b> | <b>9</b>  | <b>3</b> | <b>166</b> | <b>148</b> | <b>.750</b> | -        |
| 1999           | Philadelphia Wings        | 12        | 5         | 7        | 153        | 153        | .417        | 4        |
| 2000           | Philadelphia Wings        | 12        | 7         | 5        | 172        | 165        | .583        | 2        |
| <b>2001-02</b> | <b>Philadelphia Wings</b> | <b>14</b> | <b>10</b> | <b>4</b> | <b>204</b> | <b>177</b> | <b>.714</b> | <b>1</b> |
| 2002           | Philadelphia Wings        | 16        | 8         | 8        | 222        | 237        | .500        | 1        |
| 2003           | Philadelphia Wings        | 16        | 8         | 8        | 203        | 209        | .500        | 1        |
| 2004           | Philadelphia Wings        | 16        | 7         | 9        | 192        | 198        | .438        | 3        |
| 2005           | Philadelphia Wings        | 16        | 6         | 10       | 213        | 218        | .375        | 6        |
| 2006           | Philadelphia Wings        | 16        | 8         | 8        | 184        | 184        | .500        | 3        |
| 2007           | Philadelphia Wings        | 16        | 6         | 10       | 178        | 186        | .375        | 8        |
| 2008           | Philadelphia Wings        | 16        | 10        | 6        | 225        | 220        | .625        | -        |
| 2009           | Philadelphia Wings        | 16        | 7         | 9        | 188        | 193        | .438        | 3        |
| 2010           | Philadelphia Wings        | 16        | 5         | 11       | 168        | 194        | .312        | 6        |
| 2011           | Philadelphia Wings        | 16        | 5         | 11       | 143        | 179        | .312        | 5        |
| 2012           | Philadelphia Wings        | 16        | 7         | 9        | 176        | 207        | .438        | 2        |
| 2013           | Philadelphia Wings        | 16        | 7         | 9        | 170        | 207        | .438        | 3        |
| 2014           | Philadelphia Wings        | 18        | 6         | 12       | 202        | 218        | .333        | 8        |
| 2015           | New England Black Wolves  | 18        | 4         | 14       | 186        | 249        | .222        | 10       |
| 2016           | New England Black Wolves  | 18        | 10        | 8        | 229        | 212        | .556        | 3        |
| 2017           | New England Black Wolves  | 18        | 8         | 10       | 220        | 244        | .444        | 5        |
| 2017-18        | New England Black Wolves  | 18        | 9         | 9        | 194        | 242        | .500        | 2        |
| 2018-19        | New England Black Wolves  | 18        | 9         | 9        | 213        | 223        | .500        | 5        |
| 2019-20*       | New England Black Wolves  | 11        | 8         | 3        | 135        | 101        | .727        | -        |
| 2021           | <i>season cancelled</i>   |           |           |          |            |            |             |          |
| 2021-22        | Albany FireWolves         | 18        | 9         | 9        | 188        | 193        | .500        | 5        |
| 2022-23        | Albany FireWolves         | 18        | 3         | 15       | 167        | 233        | .167        | 11       |

## COLORADO MAMMOTH

*Baltimore Thunder (1987-1999)*

*Pittsburgh CrosseFire (2000)*

*Washington Power (2001-2002)*

|             |                          | GP        | W         | L        | GF         | GA         | PCT         | GB       |
|-------------|--------------------------|-----------|-----------|----------|------------|------------|-------------|----------|
| <b>1987</b> | <b>Baltimore Thunder</b> | <b>6</b>  | <b>2</b>  | <b>4</b> | <b>79</b>  | <b>82</b>  | <b>.333</b> | <b>3</b> |
| 1988        | Baltimore Thunder        | 8         | 2         | 6        | 98         | 122        | .250        | 4        |
| 1989        | Baltimore Thunder        | 8         | 4         | 4        | 99         | 96         | .500        | 2        |
| 1990        | Baltimore Thunder        | 8         | 4         | 4        | 96         | 95         | .500        | 2        |
| 1991        | Baltimore Thunder        | 10        | 6         | 4        | 156        | 157        | .600        | -        |
| 1992        | Baltimore Thunder        | 8         | 3         | 5        | 117        | 147        | .375        | 2        |
| 1993        | Baltimore Thunder        | 8         | 2         | 6        | 112        | 147        | .250        | 5        |
| 1994        | Baltimore Thunder        | 8         | 1         | 7        | 93         | 133        | .125        | 5        |
| 1995        | Baltimore Thunder        | 8         | 3         | 5        | 98         | 117        | .375        | 4        |
| 1996        | Baltimore Thunder        | 10        | 5         | 5        | 140        | 161        | .500        | 3        |
| 1997        | Baltimore Thunder        | 10        | 2         | 8        | 125        | 160        | .200        | 5        |
| 1998        | Baltimore Thunder        | 12        | 8         | 4        | 184        | 160        | .667        | 1        |
| 1999        | Baltimore Thunder        | 12        | 8         | 4        | 211        | 175        | .667        | 1        |
| 2000        | Pittsburgh CrosseFire    | 12        | 6         | 6        | 184        | 164        | .500        | 3        |
| 2001-02     | Washington Power         | 14        | 9         | 5        | 226        | 204        | .643        | 2        |
| 2002        | Washington Power         | 16        | 9         | 7        | 253        | 233        | .563        | -        |
| 2003        | Colorado Mammoth         | 16        | 9         | 7        | 226        | 223        | .563        | -        |
| 2004        | Colorado Mammoth         | 16        | 13        | 3        | 223        | 173        | .813        | -        |
| 2005        | Colorado Mammoth         | 16        | 8         | 8        | 201        | 182        | .500        | 2        |
| <b>2006</b> | <b>Colorado Mammoth</b>  | <b>16</b> | <b>10</b> | <b>6</b> | <b>200</b> | <b>172</b> | <b>.625</b> | <b>1</b> |

|                |                         |           |           |          |            |            |             |          |
|----------------|-------------------------|-----------|-----------|----------|------------|------------|-------------|----------|
| 2007           | Colorado Mammoth        | 16        | 12        | 4        | 209        | 179        | .750        | -        |
| 2008           | Colorado Mammoth        | 16        | 9         | 7        | 184        | 167        | .563        | -        |
| 2009           | Colorado Mammoth        | 16        | 7         | 9        | 172        | 184        | .438        | 5        |
| 2010           | Colorado Mammoth        | 16        | 4         | 12       | 167        | 201        | .250        | 7        |
| 2011           | Colorado Mammoth        | 16        | 5         | 11       | 151        | 172        | .312        | 6        |
| 2012           | Colorado Mammoth        | 16        | 11        | 5        | 217        | 201        | .688        | 1        |
| 2013           | Colorado Mammoth        | 16        | 7         | 9        | 185        | 202        | .438        | 2        |
| 2014           | Colorado Mammoth        | 18        | 8         | 10       | 201        | 228        | .444        | 8        |
| 2015           | Colorado Mammoth        | 18        | 9         | 9        | 212        | 218        | .500        | 4        |
| 2016           | Colorado Mammoth        | 18        | 12        | 6        | 203        | 202        | .667        | 1        |
| 2017           | Colorado Mammoth        | 18        | 9         | 9        | 202        | 199        | .500        | 3        |
| 2017-18        | Colorado Mammoth        | 18        | 11        | 7        | 214        | 199        | .611        | 3        |
| 2018-19        | Colorado Mammoth        | 18        | 6         | 12       | 181        | 193        | .333        | 5        |
| 2019-20*       | Colorado Mammoth        | 13        | 7         | 6        | 128        | 125        | .538        | 1½       |
| 2021           | <i>season cancelled</i> |           |           |          |            |            |             |          |
| <b>2021-22</b> | <b>Colorado Mammoth</b> | <b>18</b> | <b>10</b> | <b>8</b> | <b>196</b> | <b>198</b> | <b>.556</b> | <b>-</b> |
| 2022-23        | Colorado Mammoth        | 18        | 9         | 9        | 190        | 208        | .500        | 5        |

### BUFFALO BANDITS

|                |                         | <u>GP</u> | <u>W</u>  | <u>L</u> | <u>GF</u>  | <u>GA</u>  | <u>PCT</u>   | <u>GB</u> |
|----------------|-------------------------|-----------|-----------|----------|------------|------------|--------------|-----------|
| <b>1992</b>    | <b>Buffalo Bandits</b>  | <b>8</b>  | <b>5</b>  | <b>3</b> | <b>161</b> | <b>125</b> | <b>.625</b>  | <b>1</b>  |
| <b>1993</b>    | <b>Buffalo Bandits</b>  | <b>8</b>  | <b>8</b>  | <b>0</b> | <b>143</b> | <b>108</b> | <b>1.000</b> | <b>-</b>  |
| 1994           | Buffalo Bandits         | 8         | 6         | 2        | 121        | 99         | .750         | -         |
| 1995           | Buffalo Bandits         | 8         | 3         | 5        | 109        | 108        | .375         | 4         |
| <b>1996</b>    | <b>Buffalo Bandits</b>  | <b>10</b> | <b>8</b>  | <b>2</b> | <b>169</b> | <b>119</b> | <b>.800</b>  | <b>-</b>  |
| 1997           | Buffalo Bandits         | 10        | 6         | 4        | 161        | 153        | .600         | 1         |
| 1998           | Buffalo Bandits         | 12        | 6         | 6        | 166        | 171        | .500         | 3         |
| 1999           | Buffalo Bandits         | 12        | 4         | 8        | 158        | 177        | .333         | 5         |
| 2000           | Buffalo Bandits         | 12        | 8         | 4        | 202        | 194        | .667         | 1         |
| 2001-02        | Buffalo Bandits         | 14        | 8         | 6        | 248        | 218        | .571         | 3         |
| 2002           | Buffalo Bandits         | 16        | 8         | 8        | 208        | 212        | .500         | 6         |
| 2003           | Buffalo Bandits         | 16        | 12        | 4        | 231        | 188        | .750         | -         |
| 2004           | Buffalo Bandits         | 16        | 8         | 8        | 205        | 198        | .500         | 2         |
| 2005           | Buffalo Bandits         | 16        | 11        | 5        | 217        | 183        | .688         | 1         |
| 2006           | Buffalo Bandits         | 16        | 11        | 5        | 193        | 167        | .688         | -         |
| 2007           | Buffalo Bandits         | 16        | 10        | 6        | 207        | 188        | .625         | 4         |
| <b>2008</b>    | <b>Buffalo Bandits</b>  | <b>16</b> | <b>10</b> | <b>6</b> | <b>203</b> | <b>174</b> | <b>.625</b>  | <b>-</b>  |
| 2009           | Buffalo Bandits         | 16        | 10        | 6        | 223        | 170        | .625         | -         |
| 2010           | Buffalo Bandits         | 16        | 8         | 8        | 169        | 170        | .500         | 3         |
| 2011           | Buffalo Bandits         | 16        | 10        | 6        | 169        | 159        | .625         | -         |
| 2012           | Buffalo Bandits         | 16        | 7         | 9        | 198        | 204        | .438         | 2         |
| 2013           | Buffalo Bandits         | 16        | 6         | 10       | 171        | 211        | .375         | 4         |
| 2014           | Buffalo Bandits         | 18        | 8         | 10       | 190        | 200        | .444         | 6         |
| 2015           | Buffalo Bandits         | 18        | 11        | 7        | 236        | 208        | .611         | 3         |
| 2016           | Buffalo Bandits         | 18        | 13        | 5        | 251        | 214        | .722         | -         |
| 2017           | Buffalo Bandits         | 18        | 6         | 12       | 226        | 251        | .333         | 7         |
| 2017-18        | Buffalo Bandits         | 18        | 8         | 10       | 232        | 240        | .444         | 3         |
| 2018-19        | Buffalo Bandits         | 18        | 14        | 4        | 244        | 186        | .778         | -         |
| 2019-20*       | Buffalo Bandits         | 11        | 7         | 4        | 130        | 118        | .636         | ½         |
| 2021           | <i>season cancelled</i> |           |           |          |            |            |              |           |
| 2021-22        | Buffalo Bandits         | 18        | 14        | 4        | 247        | 185        | .778         | -         |
| <b>2022-23</b> | <b>Buffalo Bandits</b>  | <b>18</b> | <b>14</b> | <b>4</b> | <b>215</b> | <b>191</b> | <b>.778</b>  | <b>-</b>  |

## HALIFAX THUNDERBIRDS

### Rochester Knighthawks (1995-2019)

|             |                              | <u>GP</u> | <u>W</u>  | <u>L</u> | <u>GF</u>  | <u>GA</u>  | <u>PCT</u>  | <u>GB</u> |
|-------------|------------------------------|-----------|-----------|----------|------------|------------|-------------|-----------|
| 1995        | Rochester Knighthawks        | 8         | 4         | 4        | 97         | 94         | .500        | 3         |
| 1996        | Rochester Knighthawks        | 10        | 6         | 4        | 142        | 129        | .600        | 2         |
| <b>1997</b> | <b>Rochester Knighthawks</b> | <b>10</b> | <b>5</b>  | <b>5</b> | <b>156</b> | <b>135</b> | <b>.500</b> | <b>2</b>  |
| 1998        | Rochester Knighthawks        | 12        | 6         | 6        | 168        | 159        | .500        | 3         |
| 1999        | Rochester Knighthawks        | 12        | 8         | 4        | 169        | 160        | .667        | 1         |
| 2000        | Rochester Knighthawks        | 12        | 8         | 4        | 187        | 149        | .667        | 1         |
| 2001-02     | Rochester Knighthawks        | 14        | 10        | 4        | 198        | 159        | .714        | 1         |
| 2002        | Rochester Knighthawks        | 16        | 13        | 3        | 258        | 200        | .813        | 1         |
| 2003        | Rochester Knighthawks        | 16        | 12        | 4        | 214        | 173        | .750        | -         |
| 2004        | Rochester Knighthawks        | 16        | 8         | 8        | 173        | 186        | .500        | 2         |
| 2005        | Rochester Knighthawks        | 16        | 10        | 6        | 193        | 179        | .625        | 2         |
| 2006        | Rochester Knighthawks        | 16        | 9         | 7        | 196        | 180        | .563        | 2         |
| <b>2007</b> | <b>Rochester Knighthawks</b> | <b>16</b> | <b>14</b> | <b>2</b> | <b>249</b> | <b>194</b> | <b>.875</b> | <b>-</b>  |
| 2008        | Rochester Knighthawks        | 16        | 8         | 8        | 197        | 171        | .500        | 2         |
| 2009        | Rochester Knighthawks        | 16        | 7         | 9        | 169        | 197        | .438        | 3         |
| 2010        | Rochester Knighthawks        | 16        | 7         | 9        | 155        | 181        | .438        | 4         |
| 2011        | Rochester Knighthawks        | 16        | 10        | 6        | 176        | 159        | .625        | -         |
| <b>2012</b> | <b>Rochester Knighthawks</b> | <b>16</b> | <b>7</b>  | <b>9</b> | <b>191</b> | <b>197</b> | <b>.438</b> | <b>2</b>  |
| <b>2013</b> | <b>Rochester Knighthawks</b> | <b>16</b> | <b>8</b>  | <b>8</b> | <b>179</b> | <b>165</b> | <b>.500</b> | <b>2</b>  |
| <b>2014</b> | <b>Rochester Knighthawks</b> | <b>18</b> | <b>14</b> | <b>4</b> | <b>210</b> | <b>167</b> | <b>.778</b> | <b>-</b>  |
| 2015        | Rochester Knighthawks        | 18        | 12        | 6        | 205        | 173        | .667        | 2         |
| 2016        | Rochester Knighthawks        | 18        | 7         | 11       | 200        | 215        | .389        | 6         |
| 2017        | Rochester Knighthawks        | 18        | 7         | 11       | 175        | 209        | .389        | 6         |
| 2017-18     | Rochester Knighthawks        | 18        | 10        | 8        | 236        | 210        | .556        | 1         |
| 2018-19     | Rochester Knighthawks        | 18        | 6         | 12       | 212        | 226        | .333        | 8         |
| 2019-20*    | Halifax Thunderbirds         | 12        | 8         | 4        | 139        | 126        | .667        | -         |
| 2021        | <i>season cancelled</i>      |           |           |          |            |            |             |           |
| 2021-22     | Halifax Thunderbirds         | 18        | 11        | 7        | 198        | 195        | .611        | 3         |
| 2022-23     | Halifax Thunderbirds         | 18        | 10        | 8        | 238        | 210        | .556        | 4         |

## TORONTO ROCK

### Ontario Raiders (1998)

|             |                         | <u>GP</u> | <u>W</u>  | <u>L</u> | <u>GF</u>  | <u>GA</u>  | <u>PCT</u>  | <u>GB</u> |
|-------------|-------------------------|-----------|-----------|----------|------------|------------|-------------|-----------|
| 1998        | Ontario Raiders         | 12        | 6         | 6        | 165        | 157        | .500        | 3         |
| <b>1999</b> | <b>Toronto Rock</b>     | <b>12</b> | <b>9</b>  | <b>3</b> | <b>157</b> | <b>139</b> | <b>.750</b> | <b>-</b>  |
| <b>2000</b> | <b>Toronto Rock</b>     | <b>12</b> | <b>9</b>  | <b>3</b> | <b>162</b> | <b>130</b> | <b>.750</b> | <b>-</b>  |
| 2001-02     | Toronto Rock            | 14        | 11        | 3        | 168        | 125        | .786        | -         |
| <b>2002</b> | <b>Toronto Rock</b>     | <b>16</b> | <b>11</b> | <b>5</b> | <b>223</b> | <b>176</b> | <b>.688</b> | <b>-</b>  |
| <b>2003</b> | <b>Toronto Rock</b>     | <b>16</b> | <b>11</b> | <b>5</b> | <b>195</b> | <b>164</b> | <b>.688</b> | <b>-</b>  |
| 2004        | Toronto Rock            | 16        | 10        | 6        | 202        | 176        | .625        | -         |
| <b>2005</b> | <b>Toronto Rock</b>     | <b>16</b> | <b>12</b> | <b>4</b> | <b>227</b> | <b>190</b> | <b>.750</b> | <b>-</b>  |
| 2006        | Toronto Rock            | 16        | 8         | 8        | 182        | 179        | .500        | 3         |
| 2007        | Toronto Rock            | 16        | 6         | 10       | 187        | 183        | .375        | 8         |
| 2008        | Toronto Rock            | 16        | 7         | 9        | 172        | 174        | .438        | 3         |
| 2009        | Toronto Rock            | 16        | 6         | 10       | 194        | 218        | .375        | 4         |
| 2010        | Toronto Rock            | 16        | 9         | 7        | 197        | 156        | .562        | 2         |
| <b>2011</b> | <b>Toronto Rock</b>     | <b>16</b> | <b>10</b> | <b>6</b> | <b>187</b> | <b>168</b> | <b>.625</b> | <b>-</b>  |
| 2012        | Toronto Rock            | 16        | 9         | 7        | 198        | 196        | .563        | -         |
| 2013        | Toronto Rock            | 16        | 10        | 6        | 194        | 176        | .625        | -         |
| 2014        | Toronto Rock            | 18        | 9         | 9        | 219        | 213        | .500        | 5         |
| 2015        | Toronto Rock            | 18        | 14        | 4        | 230        | 185        | .778        | -         |
| 2016        | Toronto Rock            | 18        | 5         | 13       | 190        | 224        | .278        | 8         |
| 2017        | Toronto Rock            | 18        | 9         | 9        | 219        | 200        | .500        | 4         |
| 2017-18     | Toronto Rock            | 18        | 8         | 10       | 237        | 216        | .444        | 3         |
| 2018-19     | Toronto Rock            | 18        | 12        | 6        | 213        | 207        | .667        | 2         |
| 2019-20*    | Toronto Rock            | 11        | 7         | 4        | 122        | 106        | .636        | ½         |
| 2021        | <i>season cancelled</i> |           |           |          |            |            |             |           |
| 2021-22     | Toronto Rock            | 18        | 13        | 5        | 207        | 166        | .722        | 1         |
| 2022-23     | Toronto Rock            | 18        | 13        | 5        | 234        | 164        | .722        | 1         |

**SASKATCHEWAN RUSH**  
*Syracuse Smash (1998-2000)*  
*Ottawa Rebel (2001-2003)*  
*Edmonton Rush (2006-2015)*

|                |                             | <u>GP</u> | <u>W</u>  | <u>L</u> | <u>GF</u>  | <u>GA</u>  | <u>PCT</u>  | <u>GB</u> |
|----------------|-----------------------------|-----------|-----------|----------|------------|------------|-------------|-----------|
| 1998           | Syracuse Smash              | 12        | 2         | 10       | 163        | 219        | .167        | 7         |
| 1999           | Syracuse Smash              | 12        | 3         | 9        | 161        | 198        | .250        | 6         |
| 2000           | Syracuse Smash              | 12        | 1         | 11       | 135        | 207        | .083        | 8         |
| 2001-02        | Ottawa Rebel                | 14        | 1         | 13       | 144        | 220        | .071        | 10        |
| 2002           | Ottawa Rebel                | 16        | 4         | 12       | 202        | 245        | .250        | 7         |
| 2003           | Ottawa Rebel                | 16        | 4         | 12       | 174        | 214        | .250        | 7         |
| 2004           | <i>suspended operations</i> |           |           |          |            |            |             |           |
| 2005           | <i>suspended operations</i> |           |           |          |            |            |             |           |
| 2006           | Edmonton Rush               | 16        | 1         | 15       | 150        | 202        | .063        | 10        |
| 2007           | Edmonton Rush               | 16        | 6         | 10       | 160        | 189        | .375        | 6         |
| 2008           | Edmonton Rush               | 16        | 4         | 12       | 141        | 197        | .250        | 5         |
| 2009           | Edmonton Rush               | 16        | 5         | 11       | 159        | 200        | .313        | 7         |
| 2010           | Edmonton Rush               | 16        | 10        | 6        | 186        | 201        | .625        | 1         |
| 2011           | Edmonton Rush               | 16        | 5         | 11       | 175        | 204        | .312        | 6         |
| 2012           | Edmonton Rush               | 16        | 6         | 10       | 167        | 175        | .375        | 6         |
| 2013           | Edmonton Rush               | 16        | 9         | 7        | 203        | 170        | .563        | -         |
| 2014           | Edmonton Rush               | 18        | 16        | 2        | 220        | 157        | .889        | -         |
| <b>2015</b>    | <b>Edmonton Rush</b>        | <b>18</b> | <b>13</b> | <b>5</b> | <b>241</b> | <b>177</b> | <b>.722</b> | -         |
| <b>2016</b>    | <b>Saskatchewan Rush</b>    | <b>18</b> | <b>13</b> | <b>5</b> | <b>233</b> | <b>190</b> | <b>.722</b> | -         |
| 2017           | Saskatchewan Rush           | 18        | 12        | 6        | 231        | 212        | .667        | -         |
| <b>2017-18</b> | <b>Saskatchewan Rush</b>    | <b>18</b> | <b>14</b> | <b>4</b> | <b>254</b> | <b>196</b> | <b>.778</b> | -         |
| 2018-19        | Saskatchewan Rush           | 18        | 11        | 7        | 222        | 202        | .611        | -         |
| 2019-20*       | Saskatchewan Rush           | 10        | 7         | 3        | 111        | 93         | .700        | -         |
| 2021           | <i>season cancelled</i>     |           |           |          |            |            |             |           |
| 2021-22        | Saskatchewan Rush           | 18        | 8         | 10       | 196        | 194        | .444        | 2         |
| 2022-23        | Saskatchewan Rush           | 18        | 8         | 10       | 204        | 212        | .444        | 6         |

**VANCOUVER WARRIORS**  
*Albany Attack (2000-2003)*  
*San Jose Stealth (2004-2009)*  
*Washington Stealth (2010-2013)*  
*Vancouver Stealth (2014-2018)*

|             |                           | <u>GP</u> | <u>W</u>  | <u>L</u> | <u>GF</u>  | <u>GA</u>  | <u>PCT</u>  | <u>GB</u> |
|-------------|---------------------------|-----------|-----------|----------|------------|------------|-------------|-----------|
| 2000        | Albany Attack             | 12        | 6         | 6        | 169        | 160        | .500        | 3         |
| 2001-02     | Albany Attack             | 14        | 5         | 9        | 152        | 169        | .357        | 6         |
| 2002        | Albany Attack             | 16        | 14        | 2        | 250        | 194        | .875        | -         |
| 2003        | Albany Attack             | 16        | 8         | 8        | 198        | 191        | .500        | 4         |
| 2004        | San Jose Stealth          | 16        | 11        | 5        | 204        | 201        | .688        | 2         |
| 2005        | San Jose Stealth          | 16        | 4         | 12       | 170        | 197        | .250        | 6         |
| 2006        | San Jose Stealth          | 16        | 5         | 11       | 151        | 174        | .313        | 6         |
| 2007        | San Jose Stealth          | 16        | 9         | 7        | 181        | 170        | .563        | 3         |
| 2008        | San Jose Stealth          | 16        | 9         | 7        | 185        | 172        | .563        | -         |
| 2009        | San Jose Stealth          | 16        | 7         | 9        | 200        | 185        | .438        | 5         |
| <b>2010</b> | <b>Washington Stealth</b> | <b>16</b> | <b>11</b> | <b>5</b> | <b>211</b> | <b>179</b> | <b>.688</b> | -         |
| 2011        | Washington Stealth        | 16        | 8         | 8        | 203        | 198        | .500        | 3         |
| 2012        | Washington Stealth        | 16        | 4         | 12       | 179        | 204        | .250        | 8         |
| 2013        | Washington Stealth        | 16        | 9         | 7        | 193        | 192        | .563        | -         |
| 2014        | Vancouver Stealth         | 18        | 4         | 14       | 181        | 223        | .222        | 12        |
| 2015        | Vancouver Stealth         | 18        | 5         | 13       | 211        | 265        | .278        | 8         |
| 2016        | Vancouver Stealth         | 18        | 5         | 13       | 198        | 245        | .278        | 8         |
| 2017        | Vancouver Stealth         | 18        | 9         | 9        | 218        | 221        | .500        | 3         |
| 2017-18     | Vancouver Stealth         | 18        | 2         | 16       | 186        | 277        | .111        | 12        |
| 2018-19     | Vancouver Warriors        | 18        | 5         | 13       | 179        | 221        | .278        | 6         |
| 2019-20*    | Vancouver Warriors        | 13        | 4         | 9        | 117        | 160        | .308        | 4½        |
| 2021        | <i>season cancelled</i>   |           |           |          |            |            |             |           |
| 2021-22     | Vancouver Warriors        | 18        | 6         | 12       | 199        | 209        | .333        | 4         |
| 2022-23     | Vancouver Warriors        | 18        | 4         | 14       | 188        | 247        | .222        | 10        |

## CALGARY ROUGHNECKS

|                |                           | <u>GP</u> | <u>W</u>  | <u>L</u> | <u>GF</u>  | <u>GA</u>  | <u>PCT</u>  | <u>GB</u> |
|----------------|---------------------------|-----------|-----------|----------|------------|------------|-------------|-----------|
| 2002           | Calgary Roughnecks        | 16        | 4         | 12       | 224        | 264        | .250        | 7         |
| 2003           | Calgary Roughnecks        | 16        | 9         | 7        | 209        | 207        | .563        | 2         |
| <b>2004</b>    | <b>Calgary Roughnecks</b> | <b>16</b> | <b>10</b> | <b>6</b> | <b>214</b> | <b>187</b> | <b>.625</b> | <b>3</b>  |
| 2005           | Calgary Roughnecks        | 16        | 10        | 6        | 216        | 208        | .625        | -         |
| 2006           | Calgary Roughnecks        | 16        | 9         | 7        | 183        | 178        | .563        | 2         |
| 2007           | Calgary Roughnecks        | 16        | 9         | 7        | 219        | 202        | .563        | 3         |
| 2008           | Calgary Roughnecks        | 16        | 7         | 9        | 183        | 178        | .438        | 2         |
| <b>2009</b>    | <b>Calgary Roughnecks</b> | <b>16</b> | <b>12</b> | <b>4</b> | <b>206</b> | <b>167</b> | <b>.750</b> | <b>-</b>  |
| 2010           | Calgary Roughnecks        | 16        | 10        | 6        | 193        | 169        | .625        | 1         |
| 2011           | Calgary Roughnecks        | 16        | 11        | 5        | 198        | 181        | .688        | -         |
| 2012           | Calgary Roughnecks        | 16        | 12        | 4        | 216        | 170        | .750        | -         |
| 2013           | Calgary Roughnecks        | 16        | 9         | 7        | 222        | 211        | .563        | -         |
| 2014           | Calgary Roughnecks        | 18        | 12        | 6        | 237        | 215        | .667        | 4         |
| 2015           | Calgary Roughnecks        | 18        | 7         | 11       | 212        | 217        | .389        | 6         |
| 2016           | Calgary Roughnecks        | 18        | 8         | 10       | 216        | 216        | .444        | 5         |
| 2017           | Calgary Roughnecks        | 18        | 8         | 10       | 212        | 220        | .444        | 4         |
| 2017-18        | Calgary Roughnecks        | 18        | 8         | 10       | 227        | 211        | .444        | 6         |
| <b>2018-19</b> | <b>Calgary Roughnecks</b> | <b>18</b> | <b>10</b> | <b>8</b> | <b>212</b> | <b>201</b> | <b>.556</b> | <b>1</b>  |
| 2019-20*       | Calgary Roughnecks        | 10        | 5         | 5        | 122        | 111        | .500        | 2         |
| 2021           | <i>season cancelled</i>   |           |           |          |            |            |             |           |
| 2021-22        | Calgary Roughnecks        | 18        | 10        | 8        | 194        | 201        | .556        | -         |
| 2022-23        | Calgary Roughnecks        | 18        | 13        | 5        | 218        | 167        | .722        | 1         |

## GEORGIA SWARM

*Columbus Landsharks (2001-2002)*

*Montréal Express (2002)*

*Minnesota Swarm (2005-2015)*

|             |                             | <u>GP</u> | <u>W</u>  | <u>L</u> | <u>GF</u>  | <u>GA</u>  | <u>PCT</u>  | <u>GB</u> |
|-------------|-----------------------------|-----------|-----------|----------|------------|------------|-------------|-----------|
| 2001-02     | Columbus Landsharks         | 14        | 3         | 11       | 134        | 201        | .214        | 8         |
| 2002        | Montréal Express            | 16        | 8         | 8        | 236        | 225        | .500        | 6         |
| 2003        | <i>suspended operations</i> |           |           |          |            |            |             |           |
| 2004        | <i>suspended operations</i> |           |           |          |            |            |             |           |
| 2005        | Minnesota Swarm             | 16        | 5         | 11       | 188        | 231        | .313        | 7         |
| 2006        | Minnesota Swarm             | 16        | 8         | 8        | 158        | 171        | .500        | 3         |
| 2007        | Minnesota Swarm             | 16        | 9         | 7        | 200        | 207        | .563        | 5         |
| 2008        | Minnesota Swarm             | 16        | 10        | 6        | 199        | 196        | .625        | -         |
| 2009        | Minnesota Swarm             | 16        | 6         | 10       | 174        | 198        | .375        | 6         |
| 2010        | Minnesota Swarm             | 16        | 5         | 11       | 189        | 201        | .312        | 6         |
| 2011        | Minnesota Swarm             | 16        | 8         | 8        | 187        | 180        | .500        | 3         |
| 2012        | Minnesota Swarm             | 16        | 9         | 7        | 202        | 190        | .563        | 3         |
| 2013        | Minnesota Swarm             | 16        | 7         | 9        | 219        | 202        | .438        | 2         |
| 2014        | Minnesota Swarm             | 18        | 4         | 14       | 180        | 219        | .222        | 10        |
| 2015        | Minnesota Swarm             | 18        | 6         | 12       | 185        | 226        | .333        | 8         |
| 2016        | Georgia Swarm               | 18        | 8         | 10       | 238        | 240        | .444        | 5         |
| <b>2017</b> | <b>Georgia Swarm</b>        | <b>18</b> | <b>13</b> | <b>5</b> | <b>266</b> | <b>213</b> | <b>.722</b> | <b>-</b>  |
| 2017-18     | Georgia Swarm               | 18        | 11        | 7        | 226        | 215        | .611        | -         |
| 2018-19     | Georgia Swarm               | 18        | 12        | 6        | 230        | 210        | .667        | 2         |
| 2019-20*    | Georgia Swarm               | 12        | 7         | 5        | 149        | 126        | .583        | 1½        |
| 2021        | <i>season cancelled</i>     |           |           |          |            |            |             |           |
| 2021-22     | Georgia Swarm               | 18        | 9         | 9        | 205        | 212        | .500        | 5         |
| 2022-23     | Georgia Swarm               | 18        | 8         | 10       | 219        | 207        | .444        | 6         |

**PHILADELPHIA WINGS**

|          |                         | <u>GP</u> | <u>W</u> | <u>L</u> | <u>GF</u> | <u>GA</u> | <u>PCT</u> | <u>GB</u> |
|----------|-------------------------|-----------|----------|----------|-----------|-----------|------------|-----------|
| 2018-19  | Philadelphia Wings      | 18        | 4        | 14       | 218       | 246       | .222       | 10        |
| 2019-20* | Philadelphia Wings      | 14        | 8        | 6        | 151       | 134       | .571       | 1½        |
| 2021     | <i>season cancelled</i> |           |          |          |           |           |            |           |
| 2021-22  | Philadelphia Wings      | 18        | 9        | 9        | 185       | 199       | .500       | 5         |
| 2022-23  | Philadelphia Wings      | 18        | 9        | 9        | 200       | 211       | .500       | 5         |

**SAN DIEGO SEALS**

|          |                         | <u>GP</u> | <u>W</u> | <u>L</u> | <u>GF</u> | <u>GA</u> | <u>PCT</u> | <u>GB</u> |
|----------|-------------------------|-----------|----------|----------|-----------|-----------|------------|-----------|
| 2018-19  | San Diego Seals         | 18        | 10       | 8        | 208       | 217       | .556       | 1         |
| 2019-20* | San Diego Seals         | 12        | 6        | 6        | 138       | 131       | .500       | 2         |
| 2021     | <i>season cancelled</i> |           |          |          |           |           |            |           |
| 2021-22  | San Diego Seals         | 18        | 10       | 8        | 202       | 183       | .556       | -         |
| 2022-23  | San Diego Seals         | 18        | 14       | 4        | 240       | 193       | .778       | -         |

**NEW YORK RIPTIDE**

|          |                         | <u>GP</u> | <u>W</u> | <u>L</u> | <u>GF</u> | <u>GA</u> | <u>PCT</u> | <u>GB</u> |
|----------|-------------------------|-----------|----------|----------|-----------|-----------|------------|-----------|
| 2019-20* | New York Riptide        | 13        | 1        | 12       | 116       | 177       | .077       | 8         |
| 2021     | <i>season cancelled</i> |           |          |          |           |           |            |           |
| 2021-22  | New York Riptide        | 18        | 6        | 12       | 214       | 226       | .333       | 8         |
| 2022-23  | New York Riptide        | 18        | 5        | 13       | 201       | 243       | .278       | 9         |

**ROCHESTER KNIGHTHAWKS**

|          |                         | <u>GP</u> | <u>W</u> | <u>L</u> | <u>GF</u> | <u>GA</u> | <u>PCT</u> | <u>GB</u> |
|----------|-------------------------|-----------|----------|----------|-----------|-----------|------------|-----------|
| 2019-20* | Rochester Knighthawks   | 12        | 2        | 10       | 115       | 165       | .167       | 6         |
| 2021     | <i>season cancelled</i> |           |          |          |           |           |            |           |
| 2021-22  | Rochester Knighthawks   | 18        | 4        | 14       | 184       | 221       | .222       | 10        |
| 2022-23  | Rochester Knighthawks   | 18        | 10       | 8        | 218       | 214       | .556       | 4         |

**PANTHER CITY LACROSSE CLUB (FORT WORTH)**

|         |                            | <u>GP</u> | <u>W</u> | <u>L</u> | <u>GF</u> | <u>GA</u> | <u>PCT</u> | <u>GB</u> |
|---------|----------------------------|-----------|----------|----------|-----------|-----------|------------|-----------|
| 2021-22 | Panther City Lacrosse Club | 18        | 7        | 11       | 190       | 223       | .389       | 3         |
| 2022-23 | Panther City Lacrosse Club | 18        | 10       | 8        | 204       | 193       | .556       | 4         |

**LAS VEGAS DESERT DOGS**

|         |                       | <u>GP</u> | <u>W</u> | <u>L</u> | <u>GF</u> | <u>GA</u> | <u>PCT</u> | <u>GB</u> |
|---------|-----------------------|-----------|----------|----------|-----------|-----------|------------|-----------|
| 2022-23 | Las Vegas Desert Dogs | 18        | 5        | 13       | 179       | 222       | .278       | 9         |

## DEFUNCT NATIONAL LACROSSE LEAGUE CLUBS

### New Jersey Saints (1987-1988)

### New York Saints (1989-2003)

|             |                          | <u>GP</u> | <u>W</u> | <u>L</u> | <u>GF</u>  | <u>GA</u>  | <u>PCT</u>  | <u>GB</u> |
|-------------|--------------------------|-----------|----------|----------|------------|------------|-------------|-----------|
| 1987        | New Jersey Saints        | 6         | 5        | 1        | 88         | 75         | .833        | -         |
| <b>1988</b> | <b>New Jersey Saints</b> | <b>8</b>  | <b>5</b> | <b>3</b> | <b>127</b> | <b>112</b> | <b>.625</b> | <b>1</b>  |
| 1989        | New York Saints          | 8         | 6        | 2        | 103        | 87         | .750        | -         |
| 1990        | New York Saints          | 8         | 4        | 4        | 77         | 78         | .500        | 2         |
| 1991        | New York Saints          | 10        | 5        | 5        | 146        | 131        | .500        | 1         |
| 1992        | New York Saints          | 8         | 5        | 3        | 104        | 101        | .625        | -         |
| 1993        | New York Saints          | 8         | 5        | 3        | 88         | 89         | .625        | 2         |
| 1994        | New York Saints          | 8         | 2        | 6        | 81         | 102        | .250        | 4         |
| 1995        | New York Saints          | 8         | 2        | 6        | 83         | 93         | .250        | 5         |
| 1996        | New York Saints          | 10        | 3        | 7        | 103        | 133        | .300        | 5         |
| 1997        | New York Saints          | 10        | 6        | 4        | 134        | 128        | .600        | 1         |
| 1998        | New York Saints          | 12        | 5        | 7        | 167        | 165        | .417        | 4         |
| 1999        | New York Saints          | 12        | 5        | 7        | 149        | 156        | .417        | 4         |
| 2000        | New York Saints          | 12        | 3        | 9        | 152        | 194        | .250        | 6         |
| 2001-02     | New York Saints          | 14        | 6        | 8        | 179        | 181        | .429        | 5         |
| 2002        | New York Saints          | 16        | 5        | 11       | 200        | 249        | .313        | 4         |
| 2003        | New York Saints          | 16        | 3        | 13       | 198        | 239        | .188        | 6         |

### Washington Wave (1987-1989)

|      |                 | <u>GP</u> | <u>W</u> | <u>L</u> | <u>GF</u> | <u>GA</u> | <u>PCT</u> | <u>GB</u> |
|------|-----------------|-----------|----------|----------|-----------|-----------|------------|-----------|
| 1987 | Washington Wave | 6         | 2        | 4        | 83        | 97        | .333       | 3         |
| 1988 | Washington Wave | 8         | 6        | 2        | 121       | 119       | .750       | -         |
| 1989 | Washington Wave | 8         | 1        | 7        | 80        | 102       | .125       | 5         |

### Detroit Turbos (1989-1994)

|             |                       | <u>GP</u> | <u>W</u> | <u>L</u> | <u>GF</u>  | <u>GA</u>  | <u>PCT</u>  | <u>GB</u> |
|-------------|-----------------------|-----------|----------|----------|------------|------------|-------------|-----------|
| 1989        | Detroit Turbos        | 8         | 6        | 2        | 104        | 87         | .750        | -         |
| 1990        | Detroit Turbos        | 8         | 1        | 7        | 89         | 111        | .125        | 5         |
| <b>1991</b> | <b>Detroit Turbos</b> | <b>10</b> | <b>8</b> | <b>2</b> | <b>184</b> | <b>136</b> | <b>.800</b> | <b>-</b>  |
| 1992        | Detroit Turbos        | 8         | 6        | 2        | 140        | 107        | .750        | -         |
| 1993        | Detroit Turbos        | 8         | 3        | 5        | 109        | 122        | .375        | 5         |
| 1994        | Detroit Turbos        | 8         | 5        | 2        | 94         | 95         | .625        | 1         |

### New England Blazers (1989-1991)

### Boston Blazers (1992-1997)

|      |                     | <u>GP</u> | <u>W</u> | <u>L</u> | <u>GF</u> | <u>GA</u> | <u>PCT</u> | <u>GB</u> |
|------|---------------------|-----------|----------|----------|-----------|-----------|------------|-----------|
| 1989 | New England Blazers | 8         | 1        | 7        | 70        | 110       | .125       | 5         |
| 1990 | New England Blazers | 8         | 6        | 2        | 95        | 80        | .750       | -         |
| 1991 | New England Blazers | 10        | 3        | 7        | 109       | 136       | .300       | 5         |
| 1992 | Boston Blazers      | 8         | 3        | 5        | 101       | 116       | .375       | 3         |
| 1993 | Boston Blazers      | 8         | 2        | 6        | 93        | 103       | .250       | 6         |
| 1994 | Boston Blazers      | 8         | 4        | 4        | 93        | 91        | .500       | 2         |
| 1995 | Boston Blazers      | 8         | 5        | 3        | 93        | 91        | .625       | 2         |
| 1996 | Boston Blazers      | 10        | 6        | 4        | 145       | 100       | .600       | 2         |
| 1997 | Boston Blazers      | 10        | 4        | 6        | 120       | 135       | .400       | 3         |

### Pittsburgh Bulls (1990-1993)

|      |                  | <u>GP</u> | <u>W</u> | <u>L</u> | <u>GF</u> | <u>GA</u> | <u>PCT</u> | <u>GB</u> |
|------|------------------|-----------|----------|----------|-----------|-----------|------------|-----------|
| 1990 | Pittsburgh Bulls | 8         | 3        | 5        | 86        | 86        | .375       | 3         |
| 1991 | Pittsburgh Bulls | 10        | 3        | 7        | 125       | 158       | .300       | 5         |
| 1992 | Pittsburgh Bulls | 8         | 3        | 5        | 97        | 121       | .375       | 3         |
| 1993 | Pittsburgh Bulls | 8         | 1        | 7        | 97        | 108       | .125       | 7         |



**Charlotte Cobras (1996)**

|      |                  | <u>GP</u> | <u>W</u> | <u>L</u> | <u>GF</u> | <u>GA</u> | <u>PCT</u> | <u>GB</u> |
|------|------------------|-----------|----------|----------|-----------|-----------|------------|-----------|
| 1996 | Charlotte Cobras | 10        | 0        | 10       | 76        | 181       | .000       | 8         |

**Columbus Landsharks (2002-2003)****Arizona Sting (2004-2007)**

|      |                     | <u>GP</u>   | <u>W</u> | <u>L</u> | <u>GF</u> | <u>GA</u> | <u>PCT</u> | <u>GB</u> |
|------|---------------------|---|----------|----------|-----------|-----------|------------|-----------|
| 2002 | Columbus Landsharks | 16  | 5        | 11       | 198       | 230       | .313       | 9         |
| 2003 | Columbus Landsharks | 16  | 8        | 8        | 184       | 203       | .500       | 4         |
| 2004 | Arizona Sting       | 16  | 7        | 9        | 200       | 208       | .438       | 6         |
| 2005 | Arizona Sting       | 16  | 9        | 7        | 209       | 209       | .563       | 1         |
| 2006 | Arizona Sting       | 16  | 8        | 8        | 198       | 199       | .500       | 3         |
| 2007 | Arizona Sting       | 16  | 9        | 7        | 188       | 181       | .563       | 3         |
| 2008 | Arizona Sting       | <i>suspended operations during pre-season on October 16, 2007</i> |          |          |           |           |            |           |

**New Jersey Storm (2002-2003)****Anaheim Storm (2004-2005)**

|      |                  | <u>GP</u> | <u>W</u> | <u>L</u> | <u>GF</u> | <u>GA</u> | <u>PCT</u> | <u>GB</u> |
|------|------------------|-----------|----------|----------|-----------|-----------|------------|-----------|
| 2002 | New Jersey Storm | 16        | 5        | 11       | 178       | 232       | .313       | 4         |
| 2003 | New Jersey Storm | 16        | 3        | 13       | 187       | 220       | .188       | 6         |
| 2004 | Anaheim Storm    | 16        | 1        | 15       | 171       | 227       | .063       | 12        |
| 2005 | Anaheim Storm    | 16        | 5        | 11       | 175       | 212       | .313       | 5         |

**Vancouver Ravens (2002-2004)**

|      |                  | <u>GP</u>  | <u>W</u> | <u>L</u> | <u>GF</u> | <u>GA</u> | <u>PCT</u> | <u>GB</u> |
|------|------------------|--|----------|----------|-----------|-----------|------------|-----------|
| 2002 | Vancouver Ravens | 16   | 10       | 6        | 236       | 191       | .625       | 1         |
| 2003 | Vancouver Ravens | 16   | 9        | 7        | 208       | 196       | .563       | 2         |
| 2004 | Vancouver Ravens | 16   | 5        | 11       | 183       | 213       | .313       | 8         |
| 2005 | Vancouver Ravens | <i>suspended operations during pre-season on December 14, 2004</i> |          |          |           |           |            |           |

**Portland Lumberjax (2006-2009)**

|      |                    | <u>GP</u> | <u>W</u> | <u>L</u> | <u>GF</u> | <u>GA</u> | <u>PCT</u> | <u>GB</u> |
|------|--------------------|-----------|----------|----------|-----------|-----------|------------|-----------|
| 2006 | Portland Lumberjax | 16        | 11       | 5        | 188       | 177       | .688       | -         |
| 2007 | Portland Lumberjax | 16        | 4        | 12       | 153       | 199       | .250       | 8         |
| 2008 | Portland Lumberjax | 16        | 6        | 10       | 179       | 194       | .375       | 3         |
| 2009 | Portland Lumberjax | 16        | 9        | 7        | 181       | 177       | .563       | 3         |

**Chicago Shamrox (2007-2008)**

|      |                 | <u>GP</u> | <u>W</u> | <u>L</u> | <u>GF</u> | <u>GA</u> | <u>PCT</u> | <u>GB</u> |
|------|-----------------|-----------|----------|----------|-----------|-----------|------------|-----------|
| 2007 | Chicago Shamrox | 16        | 6        | 10       | 176       | 191       | .375       | 8         |
| 2008 | Chiacgo Shamrox | 16        | 6        | 10       | 176       | 212       | .375       | 4         |

**New York Titans (2007-2009)****Orlando Titans (2010)**

|      |                 | <u>GP</u> | <u>W</u> | <u>L</u> | <u>GF</u> | <u>GA</u> | <u>PCT</u> | <u>GB</u> |
|------|-----------------|-----------|----------|----------|-----------|-----------|------------|-----------|
| 2007 | New York Titans | 16        | 4        | 12       | 195       | 233       | .250       | 10        |
| 2008 | New York Titans | 16        | 10       | 6        | 197       | 186       | .625       | -         |
| 2009 | New York Titans | 16        | 10       | 6        | 190       | 180       | .625       | -         |
| 2010 | Orlando Titans  | 16        | 11       | 5        | 172       | 154       | .688       | -         |

**Boston Blazers (2008-2011)**

|      |                | <u>GP</u>               | <u>W</u> | <u>L</u> | <u>GF</u> | <u>GA</u> | <u>PCT</u> | <u>GB</u> |
|------|----------------|-------------------------|----------|----------|-----------|-----------|------------|-----------|
| 2008 | Boston Blazers | <i>season cancelled</i> |          |          |           |           |            |           |
| 2009 | Boston Blazers | 16                      | 10       | 6        | 181       | 168       | .625       | -         |
| 2010 | Boston Blazers | 16                      | 8        | 8        | 161       | 162       | .500       | 3         |
| 2011 | Boston Blazers | 16                      | 8        | 8        | 166       | 155       | .500       | 2         |

## REGULAR SEASON AVERAGE ATTENDANCE

|                               | 1987        | 1988        | 1989        | 1990        | 1991        | 1992        | 1993        | 1994           |
|-------------------------------|-------------|-------------|-------------|-------------|-------------|-------------|-------------|----------------|
| Eagle Pro Box Lacrosse League | 8123        | 7863        | -           | -           | -           | -           | -           | -              |
| Major Indoor Lacrosse League  | -           | -           | 9524        | 10934       | 9411        | 10110       | 10180       | 10082          |
| Baltimore                     | 6737        | 6031        | 6200        | 9556        | 9249        | 9313        | 8893        | 8267           |
| Boston                        | -           | -           | -           | -           | -           | 6859        | 6556        | 8173           |
| Buffalo                       | -           | -           | -           | -           | -           | 14177       | 16325       | 16209          |
| Detroit                       | -           | -           | 11496       | 11910       | 7854        | 7512        | 7112        | 4983           |
| New England (Worcester)       | -           | -           | 8038        | 9341        | 6826        | -           | -           | -              |
| New Jersey (East Rutherford)  | 6798        | 5697        | -           | -           | -           | -           | -           | -              |
| New York (Uniondale)          | -           | -           | 8608        | 8206        | 8719        | 11185       | 10884       | 8618           |
| Philadelphia                  | 10972       | 12228       | 14975       | 15749       | 15543       | 13802       | 15727       | 14240          |
| Pittsburgh                    | -           | -           | -           | 10840       | 8277        | 7925        | 5763        | -              |
| Washington                    | 7984        | 7494        | 7824        | -           | -           | -           | -           | -              |
|                               | <b>1995</b> | <b>1996</b> | <b>1997</b> | <b>1998</b> | <b>1999</b> | <b>2000</b> | <b>2001</b> | <b>2001-02</b> |
| Major Indoor Lacrosse League  | 10157       | 8661        | 9148        | -           | -           | -           | -           | -              |
| National Lacrosse League      | -           | -           | -           | 7527        | 9246        | 8198        | 8114        | 7731           |
| Albany                        | -           | -           | -           | -           | -           | 5749        | 4255        | 3416           |
| Baltimore                     | 6003        | 4987        | 5018        | 4854        | 6953        | -           | -           | -              |
| Boston                        | 7580        | 8358        | 6149        | -           | -           | -           | -           | -              |
| Buffalo                       | 14773       | 15012       | 16834       | 12256       | 9638        | 8141        | 8041        | 7422           |
| Calgary                       | -           | -           | -           | -           | -           | -           | -           | 8781           |
| Charlotte                     | -           | 2760        | -           | -           | -           | -           | -           | -              |
| Columbus                      | -           | -           | -           | -           | -           | -           | 6552        | 4129           |
| Montréal                      | -           | -           | -           | -           | -           | -           | -           | 7971           |
| New Jersey (East Rutherford)  | -           | -           | -           | -           | -           | -           | -           | 5684           |
| New York (Uniondale)          | 8941        | 7916        | 7268        | 6725        | 6704        | 5670        | 5929        | 5527           |
| Ontario (Hamilton)            | -           | -           | -           | 4810        | -           | -           | -           | -              |
| Ottawa                        | -           | -           | -           | -           | -           | -           | 8016        | 5932           |
| Philadelphia                  | 16329       | 14219       | 13047       | 13105       | 16040       | 15857       | 14559       | 13666          |
| Pittsburgh                    | -           | -           | -           | -           | -           | 4916        | -           | -              |
| Rochester                     | 7314        | 7376        | 6570        | 6706        | 9067        | 9076        | 9186        | 8945           |
| Syracuse                      | -           | -           | -           | 4230        | 4546        | 2660        | -           | -              |
| Toronto                       | -           | -           | -           | -           | 11771       | 13514       | 13164       | 15737          |
| Vancouver                     | -           | -           | -           | -           | -           | -           | -           | 10212          |
| Washington                    | -           | -           | -           | -           | -           | -           | 3320        | 3101           |

|                                  | <b>2003</b>    | <b>2004</b>    | <b>2005</b> | <b>2006</b>    | <b>2007</b>    | <b>2008</b> | <b>2009</b> | <b>2010</b>    |
|----------------------------------|----------------|----------------|-------------|----------------|----------------|-------------|-------------|----------------|
| National Lacrosse League         | 8658           | 9884           | 10237       | 10718          | 10294          | 10476       | 10018       | 9559           |
| Albany                           | 3689           | -              | -           | -              | -              | -           | -           | -              |
| Anaheim                          | -              | 4750           | 4829        | -              | -              | -           | -           | -              |
| Arizona (Phoenix)                | -              | 5768           | 6568        | 6478           | 6050           | -           | -           | -              |
| Boston                           | -              | -              | -           | -              | -              | -           | 6620        | 8310           |
| Buffalo                          | 7002           | 8929           | 10288       | 12118          | 15041          | 15016       | 17947       | 16605          |
| Calgary                          | 11562          | 9994           | 10208       | 11777          | 12707          | 12211       | 10398       | 10419          |
| Chicago                          | -              | -              | -           | -              | 6025           | 4964        | -           | -              |
| Colorado (Denver)                | 16488          | 17607          | 17036       | 16543          | 16795          | 17465       | 16475       | 15037          |
| Columbus                         | 3138           | -              | -           | -              | -              | -           | -           | -              |
| Edmonton                         | -              | -              | -           | 10367          | 10815          | 8821        | 8347        | 7558           |
| Minnesota (St. Paul)             | -              | -              | 10315       | 8373           | 9406           | 11406       | 12308       | 9588           |
| New Jersey (East Rutherford)     | 5302           | -              | -           | -              | -              | -           | -           | -              |
| New York (Uniondale)             | 4260           | -              | -           | -              | -              | -           | -           | -              |
| New York (Uniondale-Manhattan)   | -              | -              | -           | -              | 7658           | -           | -           | -              |
| New York (Manhattan)             | -              | -              | -           | -              | -              | 6509        | -           | -              |
| New York (Newark-Manhattan)      | -              | -              | -           | -              | -              | -           | 4692        | -              |
| Orlando                          | -              | -              | -           | -              | -              | -           | -           | 7035           |
| Ottawa                           | 4202           | -              | -           | -              | -              | -           | -           | -              |
| Philadelphia                     | 14021          | 13640          | 11696       | 11936          | 11318          | 11606       | 10537       | 9458           |
| Portland                         | -              | -              | -           | 8172           | 7527           | 8105        | 7320        | -              |
| Rochester                        | 8984           | 8787           | 8866        | 9988           | 9952           | 9902        | 7516        | 7031           |
| San José                         | -              | 5331           | 5435        | 5609           | 4677           | 3060        | 4129        | -              |
| Toronto                          | 16733          | 16907          | 17123       | 16538          | 15842          | 14572       | 13921       | 10067          |
| Vancouver                        | 8337           | 7124           | -           | -              | -              | -           | -           | -              |
| Washington (Everett)             | -              | -              | -           | -              | -              | -           | -           | 3945           |
|                                  | <b>2011</b>    | <b>2012</b>    | <b>2013</b> | <b>2014</b>    | <b>2015</b>    | <b>2016</b> | <b>2017</b> | <b>2017-18</b> |
| National Lacrosse League         | 9722           | 9468           | 9663        | 9426           | 8970           | 9152        | 9454        | 9411           |
| Boston                           | 8712           | -              | -           | -              | -              | -           | -           | -              |
| Buffalo                          | 17096          | 15918          | 15620       | 14618          | 14316          | 15833       | 15148       | 14181          |
| Calgary                          | 10384          | 8313           | 10216       | 10615          | 11642          | 11471       | 11622       | 11847          |
| Colorado (Denver)                | 15866          | 15239          | 15761       | 15706          | 14787          | 13832       | 14458       | 14077          |
| Edmonton                         | 7152           | 7039           | 6714        | 7844           | 6578           | -           | -           | -              |
| Georgia (Duluth-Gwinnett County) | -              | -              | -           | -              | -              | 4667        | 3950        | 4437           |
| Minnesota (St. Paul)             | 8288           | 8596           | 8741        | 7458           | 8699           | -           | -           | -              |
| New England (Uncasville)         | -              | -              | -           | -              | 3914           | 3751        | 5402        | 5557           |
| Philadelphia                     | 8662           | 8212           | 7647        | 6864           | -              | -           | -           | -              |
| Rochester                        | 5949           | 6833           | 7354        | 7655           | 7051           | 8164        | 6755        | 6760           |
| Saskatchewan (Saskatoon)         | -              | -              | -           | -              | -              | 11737       | 14921       | 14639          |
| Toronto                          | 10985          | 11173          | 10729       | 10484          | 10011          | 9159        | 9623        | 9700           |
| Vancouver (Langley)              | -              | -              | -           | 3590           | 3734           | 3758        | 3206        | 3507           |
| Washington (Everett)             | 4132           | 3893           | 4184        | -              | -              | -           | -           | -              |
|                                  | <b>2018-19</b> | <b>2019-20</b> | <b>2021</b> | <b>2021-22</b> | <b>2022-23</b> |             |             |                |
| National Lacrosse League         | 9596           | 8035           |             | 6865           | 7699           |             |             |                |
| Albany                           | -              | -              |             | 5523           | 3610           |             |             |                |
| Buffalo                          | 13046          | 12089          |             | 9921           | 14731          |             |             |                |
| Calgary                          | 12593          | 12677          |             | 9282           | 11664          |             |             |                |
| Colorado (Denver)                | 12815          | 11586          |             | 8218           | 9972           |             |             |                |
| Georgia (Duluth-Gwinnett County) | 6698           | 7613           |             | 8098           | 8664           |             |             |                |
| Halifax                          | -              | 7642           |             | 5438           | 8511           |             |             |                |
| Las Vegas                        | -              | -              |             | -              | 5959           |             |             |                |
| New England (Uncasville)         | 5526           | 5132           |             | -              | -              |             |             |                |
| New York (Uniondale)             | -              | 4157           |             | 4266           | 4611           |             |             |                |
| Panther City (Fort Worth)        | -              | -              |             | 4994           | 2812           |             |             |                |
| Philadelphia                     | 10905          | 8054           |             | 6586           | 8529           |             |             |                |
| Rochester                        | 6440           | 5050           |             | 4152           | 5113           |             |             |                |
| San Diego                        | 7769           | 4829           |             | 5777           | 5114           |             |             |                |
| Saskatchewan (Saskatoon)         | 13459          | 12007          |             | 8947           | 8606           |             |             |                |
| Toronto                          | 9476           | 8339           |             | -              | -              |             |             |                |
| Toronto (Hamilton)               | -              | -              |             | 8070           | 9422           |             |             |                |
| Vancouver                        | 6833           | 6769           |             | 6919           | 8165           |             |             |                |

***PROFESSIONAL FIELD LACROSSE* SINCE 1988**

***AMERICAN LACROSSE LEAGUE***

***MAJOR LEAGUE LACROSSE***

***PREMIER LACROSSE LEAGUE***

**AMERICAN LACROSSE LEAGUE****1988-1988**

|           |                     |   |
|-----------|---------------------|---|
| 1988-1988 | Baltimore Tribe     | <i>suspended operations in mid-season</i> |
| 1988-1988 | Boston Militia      | <i>suspended operations in mid-season</i> |
| 1988-1988 | Denver Rifles       | <i>folded in mid-season</i>               |
| 1988-1988 | Long Island Sachems | <i>suspended operations in mid-season</i> |
| 1988-1988 | New Jersey Arrows   | <i>suspended operations in mid-season</i> |
| 1988-1988 | Syracuse Spirit     | <i>suspended operations in mid-season</i> |

**1988 AMERICAN LACROSSE LEAGUE**

|                     | <u>GP</u> | <u>W</u> | <u>L</u> | <u>GF</u> | <u>GA</u> | <u>PCT</u> | <u>GB</u> |
|---------------------|-----------|----------|----------|-----------|-----------|------------|-----------|
| Syracuse Spirit     | 5         | 4        | 1        | 95        | 73        | .800       | -         |
| Long Island Sachems | 4         | 3        | 1        | 63        | 58        | .750       | ½         |
| Baltimore Tribe     | 4         | 2        | 2        | 63        | 55        | .500       | 1½        |
| Boston Militia      | 4         | 2        | 2        | 60        | 60        | .500       | 1½        |
| Denver Rifles       | 4         | 2        | 2        | 52        | 61        | .500       | 1½        |
| New Jersey Arrows   | 5         | 0        | 5        | 64        | 90        | .000       | 4         |

*Denver Rifles folded in mid-season on May 19, 1988*

*American Lacrosse League suspended operations on May 27, 1988*

**MAJOR LEAGUE LACROSSE****2001-2020**

|           |                         |  |
|-----------|-------------------------|--|
| 2001-2006 | Baltimore Bayhawks      | <i>transferred to Washington</i>             |
| 2001-2020 | Boston Cannons          | <i>joined Premier Lacrosse League</i>        |
| 2001-2003 | Bridgeport Barrage      | <i>transferred to Philadelphia</i>           |
| 2001-2008 | New Jersey Pride        | <i>folded</i>                                |
| 2001-2012 | Long Island Lizards     | <i>renamed New York Lizards</i>              |
| 2001-2008 | Rochester Rattlers      | <i>transferred to Toronto</i>                |
| 2004-2008 | Philadelphia Barrage    | <i>folded</i>                                |
| 2006-2010 | Chicago Machine         | <i>transferred to Rochester</i>              |
| 2006-2020 | Denver Outlaws          | <i>folded</i>                                |
| 2006-2008 | Los Angeles Riptide     | <i>folded</i>                                |
| 2006-2008 | San Francisco Dragons   | <i>folded</i>                                |
| 2007-2009 | Washington Bayhawks     | <i>transferred to Annapolis [Chesapeake]</i> |
| 2009-2010 | Toronto Nationals       | <i>transferred to Hamilton</i>               |
| 2010-2020 | Chesapeake Bayhawks     | <i>folded</i>                                |
| 2011-2013 | Hamilton Nationals      | <i>folded</i>                                |
| 2011-2017 | Rochester Rattlers      | <i>transferred to Dallas</i>                 |
| 2012-2018 | Charlotte Hounds        | <i>folded</i>                                |
| 2012-2018 | Ohio Machine            | <i>folded</i>                                |
| 2013-2020 | New York Lizards        | <i>folded</i>                                |
| 2014-2018 | Florida Launch          | <i>folded</i>                                |
| 2016-2019 | Atlanta Blaze           | <i>folded</i>                                |
| 2018-2019 | Dallas Rattlers         | <i>folded</i>                                |
| 2020-2020 | Connecticut Hammerheads | <i>folded</i>                                |
| 2020-2020 | Philadelphia Barrage    | <i>folded</i>                                |

**2001 MAJOR LEAGUE LACROSSE**

| NATIONAL DIVISION  | <u>GP</u> | <u>W</u> | <u>L</u> | <u>PF</u> | <u>PA</u> | <u>PCT</u> |
|--------------------|-----------|----------|----------|-----------|-----------|------------|
| Baltimore Bayhawks | 14        | 10       | 4        | 195       | 174       | .714       |
| Rochester Rattlers | 14        | 8        | 6        | 196       | 171       | .571       |
| New Jersey Pride   | 14        | 8        | 6        | 197       | 199       | .571       |

| AMERICAN DIVISION    | <u>GP</u> | <u>W</u> | <u>L</u> | <u>PF</u> | <u>PA</u> | <u>PCT</u> |
|----------------------|-----------|----------|----------|-----------|-----------|------------|
| Long Island Lizards* | 14        | 10       | 4        | 216       | 196       | .714       |
| Boston Cannons       | 14        | 3        | 11       | 183       | 221       | .214       |
| Bridgeport Barrage   | 14        | 3        | 11       | 190       | 216       | .214       |

**PLAYOFFS**

Baltimore Bayhawks defeated Boston Cannons 12-11  
 Long Island Lizards defeated Rochester Rattlers 13-12 OT  
 Long Island Lizards defeated Baltimore Bayhawks 15-11

**2002 MAJOR LEAGUE LACROSSE**

| NATIONAL DIVISION   | <u>GP</u> | <u>W</u> | <u>L</u> | <u>PF</u> | <u>PA</u> | <u>PCT</u> |
|---------------------|-----------|----------|----------|-----------|-----------|------------|
| Baltimore Bayhawks* | 14        | 10       | 4        | 210       | 171       | .714       |
| New Jersey Pride    | 14        | 7        | 7        | 202       | 209       | .500       |
| Rochester Rattlers  | 14        | 6        | 8        | 173       | 180       | .429       |

| AMERICAN DIVISION   | <u>GP</u> | <u>W</u> | <u>L</u> | <u>PF</u> | <u>PA</u> | <u>PCT</u> |
|---------------------|-----------|----------|----------|-----------|-----------|------------|
| Long Island Lizards | 14        | 9        | 5        | 233       | 196       | .643       |
| Boston Cannons      | 14        | 7        | 7        | 218       | 226       | .500       |
| Bridgeport Barrage  | 14        | 3        | 11       | 181       | 235       | .214       |

PLAYOFFS

Baltimore Bayhawks defeated Boston Cannons 15-10  
Long Island Lizards defeated New Jersey Pride 19-11

Baltimore Bayhawks defeated Long Island Lizards 21-13

**2003 MAJOR LEAGUE LACROSSE**

| NATIONAL DIVISION  | <u>GP</u> | <u>W</u> | <u>L</u> | <u>PF</u> | <u>PA</u> | <u>PCT</u> |
|--------------------|-----------|----------|----------|-----------|-----------|------------|
| Baltimore Bayhawks | 11        | 7        | 4        | 178       | 166       | .636       |
| New Jersey Pride   | 12        | 7        | 5        | 197       | 177       | .583       |
| Rochester Rattlers | 12        | 5        | 7        | 203       | 202       | .417       |

| AMERICAN DIVISION    | <u>GP</u> | <u>W</u> | <u>L</u> | <u>PF</u> | <u>PA</u> | <u>PCT</u> |
|----------------------|-----------|----------|----------|-----------|-----------|------------|
| Long Island Lizards* | 11        | 8        | 3        | 177       | 155       | .727       |
| Boston Cannons       | 12        | 7        | 5        | 201       | 190       | .583       |
| Bridgeport Barrage   | 12        | 1        | 11       | 189       | 255       | .083       |

*Final game of the season cancelled due to poor field conditions*

PLAYOFFS

Long Island Lizards defeated Boston Cannons 20-14  
Baltimore Bayhawks defeated New Jersey Pride 15-13

Long Island Lizards defeated Baltimore Bayhawks 15-14 OT

**2004 MAJOR LEAGUE LACROSSE**

| NATIONAL DIVISION  | <u>GP</u> | <u>W</u> | <u>L</u> | <u>PF</u> | <u>PA</u> | <u>PCT</u> |
|--------------------|-----------|----------|----------|-----------|-----------|------------|
| Rochester Rattlers | 12        | 7        | 5        | 213       | 184       | .583       |
| Baltimore Bayhawks | 12        | 7        | 5        | 219       | 196       | .583       |
| New Jersey Pride   | 12        | 1        | 11       | 182       | 228       | .083       |

| AMERICAN DIVISION     | <u>GP</u> | <u>W</u> | <u>L</u> | <u>PF</u> | <u>PA</u> | <u>PCT</u> |
|-----------------------|-----------|----------|----------|-----------|-----------|------------|
| Boston Cannons        | 12        | 8        | 4        | 231       | 239       | .667       |
| Philadelphia Barrage* | 12        | 7        | 5        | 212       | 200       | .583       |
| Long Island Lizards   | 12        | 6        | 6        | 191       | 201       | .500       |

PLAYOFFS

Philadelphia Barrage defeated Rochester Rattlers 18-17  
Boston Cannons defeated Baltimore Bayhawks 24-16

Philadelphia Barrage defeated Boston Cannons 13-11

**2005 MAJOR LEAGUE LACROSSE**

| NATIONAL DIVISION   | <u>GP</u> | <u>W</u> | <u>L</u> | <u>PF</u> | <u>PA</u> | <u>PCT</u> |
|---------------------|-----------|----------|----------|-----------|-----------|------------|
| Baltimore Bayhawks* | 12        | 10       | 2        | 247       | 158       | .833       |
| Rochester Rattlers  | 12        | 6        | 6        | 184       | 197       | .500       |
| New Jersey Pride    | 12        | 2        | 10       | 148       | 215       | .167       |

| AMERICAN DIVISION    | <u>GP</u> | <u>W</u> | <u>L</u> | <u>PF</u> | <u>PA</u> | <u>PCT</u> |
|----------------------|-----------|----------|----------|-----------|-----------|------------|
| Boston Cannons       | 12        | 10       | 2        | 200       | 159       | .833       |
| Long Island Lizards  | 12        | 4        | 8        | 177       | 189       | .333       |
| Philadelphia Barrage | 12        | 4        | 8        | 156       | 194       | .333       |

PLAYOFFS

Baltimore Bayhawks defeated Rochester Rattlers 20-13  
Long Island Lizards defeated Boston Cannons 19-14

Baltimore Bayhawks defeated Long Island Lizards 15-9

## 2006 MAJOR LEAGUE LACROSSE

|                       | <u>GP</u> | <u>W</u> | <u>L</u> | <u>PF</u> | <u>PA</u> | <u>PCT</u> | <u>GB</u> |
|-----------------------|-----------|----------|----------|-----------|-----------|------------|-----------|
| EASTERN CONFERENCE    |           |          |          |           |           |            |           |
| Philadelphia Barrage* | 12        | 10       | 2        | 172       | 136       | .833       | 20        |
| Boston Cannons        | 12        | 8        | 4        | 177       | 162       | .667       | 16        |
| Long Island Lizards   | 12        | 5        | 7        | 147       | 139       | .417       | 10        |
| New Jersey Pride      | 12        | 5        | 7        | 169       | 166       | .417       | 10        |
| Rochester Rattlers    | 12        | 5        | 7        | 152       | 159       | .417       | 10        |
| Baltimore Bayhawks    | 12        | 4        | 8        | 156       | 197       | .333       | 8         |
| WESTERN CONFERENCE    |           |          |          |           |           |            |           |
| Denver Outlaws        | 12        | 10       | 2        | 197       | 148       | .833       | 20        |
| San Francisco Dragons | 12        | 7        | 5        | 179       | 170       | .583       | 14        |
| Los Angeles Riptide   | 12        | 6        | 6        | 148       | 150       | .500       | 12        |
| Chicago Machine       | 12        | 0        | 12       | 126       | 196       | .000       | 0         |

### PLAYOFFS

Philadelphia Barrage defeated Boston Cannons 17-12

Denver Outlaws defeated San Francisco Dragons 23-14

Philadelphia Barrage defeated Denver Outlaws 23-12

## 2007 MAJOR LEAGUE LACROSSE

|                       | <u>GP</u> | <u>W</u> | <u>L</u> | <u>PF</u> | <u>PA</u> | <u>PCT</u> | <u>GB</u> |
|-----------------------|-----------|----------|----------|-----------|-----------|------------|-----------|
| EASTERN CONFERENCE    |           |          |          |           |           |            |           |
| Rochester Rattlers    | 12        | 9        | 3        | 208       | 153       | .750       | -         |
| Philadelphia Barrage  | 12        | 9        | 3        | 175       | 139       | .750       | -         |
| Long Island Lizards   | 12        | 5        | 7        | 156       | 162       | .417       | 4         |
| Boston Cannons        | 12        | 5        | 7        | 169       | 179       | .417       | 4         |
| Washington Bayhawks   | 12        | 5        | 7        | 134       | 190       | .417       | 4         |
| New Jersey Pride      | 12        | 4        | 8        | 155       | 163       | .333       | 5         |
| WESTERN CONFERENCE    |           |          |          |           |           |            |           |
| Los Angeles Riptide   | 12        | 9        | 3        | 190       | 138       | .750       | -         |
| Denver Outlaws        | 12        | 7        | 5        | 190       | 174       | .583       | 2         |
| San Francisco Dragons | 12        | 4        | 8        | 157       | 180       | .333       | 5         |
| Chicago Machine       | 12        | 3        | 9        | 162       | 218       | .250       | 6         |

### PLAYOFFS

Philadelphia Barrage defeated Denver Outlaws 13-12 OT

Los Angeles Riptide defeated Rochester Rattlers 15-14

Philadelphia Barrage defeated Los Angeles Riptide 16-13

## 2008 MAJOR LEAGUE LACROSSE

|                       | <u>GP</u> | <u>W</u> | <u>L</u> | <u>PF</u> | <u>PA</u> | <u>PCT</u> | <u>GB</u> |
|-----------------------|-----------|----------|----------|-----------|-----------|------------|-----------|
| EASTERN CONFERENCE    |           |          |          |           |           |            |           |
| Rochester Rattlers*   | 12        | 9        | 3        | 207       | 165       | .750       | -         |
| Philadelphia Barrage  | 12        | 7        | 5        | 172       | 178       | .583       | 2         |
| Boston Cannons        | 12        | 7        | 5        | 189       | 174       | .583       | 2         |
| New Jersey Pride      | 12        | 6        | 6        | 175       | 182       | .500       | 3         |
| Long Island Lizards   | 12        | 5        | 7        | 194       | 202       | .417       | 4         |
| Washington Bayhawks   | 12        | 4        | 8        | 163       | 190       | .333       | 5         |
| WESTERN CONFERENCE    |           |          |          |           |           |            |           |
| Denver Outlaws        | 12        | 8        | 4        | 180       | 164       | .667       | -         |
| Los Angeles Riptide   | 12        | 7        | 5        | 175       | 165       | .583       | 1         |
| San Francisco Dragons | 12        | 4        | 8        | 157       | 180       | .333       | 4         |
| Chicago Machine       | 12        | 3        | 9        | 162       | 174       | .250       | 5         |

### PLAYOFFS

Rochester Rattlers defeated Philadelphia Barrage 16-15 OT

Denver Outlaws defeated Los Angeles Riptide 13-12

Rochester Rattlers defeated Denver Outlaws 16-6



**2009 MAJOR LEAGUE LACROSSE**

|                     | <u>GP</u> | <u>W</u> | <u>L</u> | <u>PF</u> | <u>PA</u> | <u>PCT</u> | <u>GB</u> |
|---------------------|-----------|----------|----------|-----------|-----------|------------|-----------|
| Denver Outlaws      | 12        | 9        | 3        | 174       | 144       | .750       | -         |
| Toronto Nationals*  | 12        | 7        | 5        | 188       | 181       | .583       | 2         |
| Boston Cannons      | 12        | 6        | 6        | 185       | 156       | .500       | 3         |
| Long Island Lizards | 12        | 6        | 6        | 129       | 153       | .500       | 3         |
| Washington Bayhawks | 12        | 5        | 7        | 162       | 184       | .417       | 4         |
| Chicago Machine     | 12        | 3        | 9        | 167       | 187       | .250       | 6         |

**PLAYOFFS**

Denver Outlaws defeated Boston Cannons 11-10

Toronto Nationals defeated Long Island Lizards 14-13

Toronto Nationals defeated Denver Outlaws 10-9

**2010 MAJOR LEAGUE LACROSSE**

|                      | <u>GP</u> | <u>W</u> | <u>L</u> | <u>PF</u> | <u>PA</u> | <u>PCT</u> | <u>GB</u> |
|----------------------|-----------|----------|----------|-----------|-----------|------------|-----------|
| Boston Cannons       | 12        | 8        | 4        | 189       | 151       | .667       | -         |
| Denver Outlaws       | 12        | 8        | 4        | 167       | 158       | .667       | -         |
| Long Island Lizards  | 12        | 7        | 5        | 150       | 151       | .583       | 1         |
| Chesapeake Bayhawks* | 12        | 6        | 6        | 179       | 166       | .500       | 2         |
| Chicago Machine      | 12        | 4        | 8        | 161       | 182       | .333       | 4         |
| Toronto Nationals    | 12        | 3        | 9        | 140       | 178       | .250       | 5         |

**PLAYOFFS**

Long Island Lizards defeated Denver Outlaws 16-12

Chesapeake Bayhawks defeated Boston Cannons 13-9

Chesapeake Bayhawks defeated Long Island Lizards 13-9

**2011 MAJOR LEAGUE LACROSSE**

|                     | <u>GP</u> | <u>W</u> | <u>L</u> | <u>PF</u> | <u>PA</u> | <u>PCT</u> | <u>GB</u> |
|---------------------|-----------|----------|----------|-----------|-----------|------------|-----------|
| Boston Cannons*     | 12        | 9        | 3        | 173       | 142       | .750       | -         |
| Denver Outlaws      | 12        | 7        | 5        | 156       | 135       | .583       | 2         |
| Hamilton Nationals  | 12        | 7        | 5        | 155       | 150       | .583       | 2         |
| Chesapeake Bayhawks | 12        | 6        | 6        | 139       | 162       | .500       | 3         |
| Long Island Lizards | 12        | 5        | 7        | 138       | 151       | .417       | 4         |
| Rochester Rattlers  | 12        | 2        | 10       | 143       | 164       | .167       | 7         |

**PLAYOFFS**

Boston Cannons defeated Chesapeake Bayhawks 14-13

Hamilton Nationals defeated Denver Outlaws 11-9

Boston Cannons defeated Hamilton Nationals 10-9

**2012 MAJOR LEAGUE LACROSSE**

|                      | <u>GP</u> | <u>W</u> | <u>L</u> | <u>PF</u> | <u>PA</u> | <u>PCT</u> | <u>GB</u> |
|----------------------|-----------|----------|----------|-----------|-----------|------------|-----------|
| Denver Outlaws       | 14        | 11       | 3        | 229       | 168       | .786       | -         |
| Chesapeake Bayhawks* | 14        | 10       | 4        | 202       | 156       | .714       | 1         |
| Boston Cannons       | 14        | 9        | 5        | 217       | 172       | .643       | 2         |
| Long Island Lizards  | 14        | 8        | 6        | 178       | 174       | .571       | 3         |
| Rochester Rattlers   | 14        | 7        | 7        | 170       | 184       | .500       | 4         |
| Charlotte Hounds     | 14        | 5        | 9        | 160       | 214       | .357       | 6         |
| Hamilton Nationals   | 14        | 4        | 10       | 172       | 210       | .286       | 7         |
| Ohio Machine         | 14        | 2        | 12       | 175       | 225       | .143       | 9         |

**PLAYOFFS**

Denver Outlaws defeated Long Island Lizards 13-12

Chesapeake Bayhawks defeated Boston Cannons 16-9

Chesapeake Bayhawks defeated Denver Outlaws 16-6

**2013 MAJOR LEAGUE LACROSSE**

|                      | <u>GP</u> | <u>W</u> | <u>L</u> | <u>PF</u> | <u>PA</u> | <u>PCT</u> | <u>GB</u> |
|----------------------|-----------|----------|----------|-----------|-----------|------------|-----------|
| Denver Outlaws       | 14        | 14       | 0        | 236       | 139       | 1.000      | -         |
| Chesapeake Bayhawks* | 14        | 9        | 5        | 193       | 156       | .643       | 5         |
| Hamilton Nationals   | 14        | 9        | 5        | 180       | 178       | .643       | 5         |
| Charlotte Hounds     | 14        | 7        | 7        | 193       | 189       | .500       | 7         |
| Rochester Rattlers   | 14        | 6        | 8        | 161       | 183       | .429       | 8         |
| Boston Cannons       | 14        | 5        | 9        | 183       | 217       | .357       | 9         |
| New York Lizards     | 14        | 4        | 10       | 150       | 180       | .286       | 10        |
| Ohio Machine         | 14        | 2        | 12       | 133       | 187       | .143       | 12        |

**PLAYOFFS**

Charlotte Hounds defeated Denver Outlaws 17-14

Chesapeake Bayhawks defeated Hamilton Nationals 13-12

Chesapeake Bayhawks defeated Charlotte Hounds 10-9

**2014 MAJOR LEAGUE LACROSSE**

|                     | <u>GP</u> | <u>W</u> | <u>L</u> | <u>PF</u> | <u>PA</u> | <u>PCT</u> | <u>GB</u> |
|---------------------|-----------|----------|----------|-----------|-----------|------------|-----------|
| Rochester Rattlers  | 14        | 10       | 4        | 193       | 165       | .714       | -         |
| Denver Outlaws*     | 14        | 9        | 5        | 196       | 182       | .643       | 1         |
| New York Lizards    | 14        | 9        | 5        | 183       | 173       | .643       | 1         |
| Ohio Machine        | 14        | 8        | 6        | 206       | 193       | .571       | 2         |
| Boston Cannons      | 14        | 6        | 8        | 189       | 192       | .429       | 4         |
| Chesapeake Bayhawks | 14        | 5        | 9        | 166       | 179       | .357       | 5         |
| Florida Launch      | 14        | 5        | 9        | 174       | 199       | .357       | 5         |
| Charlotte Hounds    | 14        | 4        | 10       | 162       | 186       | .286       | 6         |

**PLAYOFFS**

Rochester Rattlers defeated Ohio 15-11

Denver Outlaws defeated New York Lizards 14-13

Denver Outlaws defeated Rochester Rattlers 12-11

**2015 MAJOR LEAGUE LACROSSE**

|                     | <u>GP</u> | <u>W</u> | <u>L</u> | <u>PF</u> | <u>PA</u> | <u>PCT</u> | <u>GB</u> |
|---------------------|-----------|----------|----------|-----------|-----------|------------|-----------|
| New York Lizards*   | 14        | 10       | 4        | 211       | 182       | .714       | -         |
| Ohio Machine        | 14        | 9        | 5        | 204       | 175       | .643       | 1         |
| Boston Cannons      | 14        | 8        | 6        | 200       | 188       | .571       | 2         |
| Rochester Rattlers  | 14        | 8        | 6        | 192       | 192       | .571       | 2         |
| Denver Outlaws      | 14        | 7        | 7        | 202       | 214       | .500       | 3         |
| Chesapeake Bayhawks | 14        | 6        | 8        | 172       | 176       | .429       | 4         |
| Florida Launch      | 14        | 5        | 9        | 189       | 202       | .357       | 5         |
| Charlotte Hounds    | 14        | 3        | 11       | 169       | 210       | .214       | 7         |

**PLAYOFFS**

New York Lizards defeated Boston Cannons 16-15 OT

Rochester Rattlers defeated Ohio Machine 12-8

New York Lizards defeated Rochester Rattlers 15-12

**2016 MAJOR LEAGUE LACROSSE**

|                     | <u>GP</u> | <u>W</u> | <u>L</u> | <u>PF</u> | <u>PA</u> | <u>PCT</u> | <u>GB</u> |
|---------------------|-----------|----------|----------|-----------|-----------|------------|-----------|
| Ohio Machine        | 14        | 8        | 6        | 216       | 188       | .571       | -         |
| New York Lizards    | 14        | 8        | 6        | 230       | 236       | .571       | -         |
| Denver Outlaws*     | 14        | 8        | 6        | 208       | 215       | .571       | -         |
| Charlotte Hounds    | 14        | 8        | 6        | 194       | 192       | .571       | -         |
| Boston Cannons      | 14        | 8        | 6        | 190       | 186       | .571       | -         |
| Rochester Rattlers  | 14        | 8        | 6        | 207       | 176       | .571       | -         |
| Chesapeake Bayhawks | 14        | 8        | 6        | 197       | 194       | .571       | -         |
| Atlanta Blaze       | 14        | 4        | 10       | 199       | 219       | .286       | 4         |
| Florida Launch      | 14        | 3        | 11       | 174       | 209       | .214       | 5         |

**PLAYOFFS**

Ohio Machine defeated Charlotte Hounds 16-10  
 Denver Outlaws defeated New York Lizards 20-17  
 Denver Outlaws defeated Ohio Machine 19-18

**2017 MAJOR LEAGUE LACROSSE**

|                     | <u>GP</u> | <u>W</u> | <u>L</u> | <u>PF</u> | <u>PA</u> | <u>PCT</u> | <u>GB</u> |
|---------------------|-----------|----------|----------|-----------|-----------|------------|-----------|
| Denver Outlaws      | 14        | 9        | 5        | 204       | 169       | .643       | -         |
| Ohio Machine*       | 14        | 9        | 5        | 197       | 169       | .643       | -         |
| Florida Launch      | 14        | 8        | 6        | 184       | 211       | .571       | 1         |
| Rochester Rattlers  | 14        | 8        | 6        | 184       | 174       | .571       | 1         |
| New York Lizards    | 14        | 7        | 7        | 190       | 202       | .500       | 2         |
| Chesapeake Bayhawks | 14        | 7        | 7        | 220       | 207       | .500       | 2         |
| Charlotte Hounds    | 14        | 6        | 8        | 193       | 194       | .429       | 3         |
| Atlanta Blaze       | 14        | 6        | 8        | 188       | 197       | .429       | 3         |
| Boston Cannons      | 14        | 3        | 11       | 196       | 221       | .214       | 6         |

**PLAYOFFS**

Denver Outlaws defeated Rochester Rattlers 15-8  
 Ohio Machine defeated Florida Launch 18-13  
 Ohio Machine defeated Denver Outlaws 17-12

**2018 MAJOR LEAGUE LACROSSE**

|                     | <u>GP</u> | <u>W</u> | <u>L</u> | <u>PF</u> | <u>PA</u> | <u>PCT</u> | <u>GB</u> |
|---------------------|-----------|----------|----------|-----------|-----------|------------|-----------|
| Dallas Rattlers     | 14        | 11       | 3        | 209       | 177       | .786       | -         |
| Chesapeake Bayhawks | 14        | 9        | 5        | 187       | 181       | .643       | 2         |
| Denver Outlaws*     | 14        | 8        | 6        | 230       | 197       | .571       | 3         |
| New York Lizards    | 14        | 8        | 6        | 216       | 219       | .571       | 3         |
| Charlotte Hounds    | 14        | 7        | 7        | 204       | 195       | .500       | 4         |
| Atlanta Blaze       | 14        | 7        | 7        | 197       | 191       | .500       | 4         |
| Florida Launch      | 14        | 5        | 9        | 196       | 211       | .357       | 6         |
| Boston Cannons      | 14        | 5        | 9        | 182       | 222       | .357       | 6         |
| Ohio Machine        | 14        | 3        | 11       | 179       | 207       | .214       | 8         |

**PLAYOFFS**

Dallas Rattlers defeated New York Lizards 15-12  
 Denver Outlaws defeated Chesapeake Bayhawks 13-12  
 Denver Outlaws defeated Dallas Rattlers 16-12

## 2019 MAJOR LEAGUE LACROSSE

|                      | <u>GP</u> | <u>W</u> | <u>L</u> | <u>PF</u> | <u>PA</u> | <u>PCT</u> | <u>GB</u> |
|----------------------|-----------|----------|----------|-----------|-----------|------------|-----------|
| Chesapeake Bayhawks* | 16        | 10       | 6        | 214       | 191       | .625       | -         |
| Denver Outlaws       | 16        | 9        | 7        | 221       | 208       | .563       | 1         |
| Boston Cannons       | 16        | 9        | 7        | 225       | 216       | .563       | 1         |
| Atlanta Blaze        | 16        | 8        | 8        | 229       | 237       | .500       | 2         |
| Dallas Rattlers      | 16        | 7        | 9        | 199       | 209       | .438       | 3         |
| New York Lizards     | 16        | 5        | 11       | 197       | 227       | .313       | 5         |

### PLAYOFFS

Chesapeake Bayhawks defeated Atlanta Blaze 14-13 OT

Denver Outlaws defeated Boston Cannons 17-15

Chesapeake Bayhawks defeated Denver Outlaws 10-9

## 2020 MAJOR LEAGUE LACROSSE

|                         | <u>GP</u> | <u>W</u> | <u>L</u> | <u>PF</u> | <u>PA</u> | <u>PCT</u> | <u>GB</u> |
|-------------------------|-----------|----------|----------|-----------|-----------|------------|-----------|
| Denver Outlaws          | 5         | 4        | 1        | 66        | 49        | .800       | -         |
| Connecticut Hammerheads | 5         | 3        | 2        | 51        | 57        | .600       | 1         |
| Chesapeake Bayhawks     | 5         | 3        | 2        | 67        | 64        | .600       | 1         |
| Boston Cannons*         | 5         | 3        | 2        | 59        | 58        | .600       | 1         |
| Philadelphia Barrage    | 5         | 2        | 3        | 57        | 64        | .400       | 2         |
| New York Lizards        | 5         | 0        | 5        | 57        | 65        | .000       | 4         |

*Chesapeake Bayhawks and Connecticut Hammerheads withdrew on July 25, 2020 due to the effects of the COVID-19 coronavirus pandemic*

### PLAYOFFS

Chesapeake Bayhawks versus Connecticut Hammerheads cancelled

Boston Cannons defeated Denver Outlaws 13-10

## STEINFELD CUP CHAMPIONS

|      | <u>Champion</u>             | <u>Finalist</u>     | <u>Venue</u>        |
|------|-----------------------------|---------------------|---------------------|
| 2001 | <b>Long Island Lizards</b>  | Baltimore Bayhawks  | <i>Bridgeport</i>   |
| 2002 | <b>Baltimore Bayhawks</b>   | Long Island Lizards | <i>Columbus</i>     |
| 2003 | <b>Long Island Lizards</b>  | Baltimore Bayhawks  | <i>Villanova</i>    |
| 2004 | <b>Philadelphia Barrage</b> | Boston Cannons      | <i>Boston</i>       |
| 2005 | <b>Baltimore Bayhawks</b>   | Long Island Lizards | <i>Boston</i>       |
| 2006 | <b>Philadelphia Barrage</b> | Denver Outlaws      | <i>Carson</i>       |
| 2007 | <b>Philadelphia Barrage</b> | Los Angeles Riptide | <i>Rochester</i>    |
| 2008 | <b>Rochester Rattlers</b>   | Denver Outlaws      | <i>Boston</i>       |
| 2009 | <b>Toronto Nationals</b>    | Denver Outlaws      | <i>Annapolis</i>    |
| 2010 | <b>Chesapeake Bayhawks</b>  | Long Island Lizards | <i>Annapolis</i>    |
| 2011 | <b>Boston Cannons</b>       | Hamilton Nationals  | <i>Annapolis</i>    |
| 2012 | <b>Chesapeake Bayhawks</b>  | Denver Outlaws      | <i>Boston</i>       |
| 2013 | <b>Chesapeake Bayhawks</b>  | Charlotte Hounds    | <i>Philadelphia</i> |
| 2014 | <b>Denver Outlaws</b>       | Rochester Rattlers  | <i>Atlanta</i>      |
| 2015 | <b>New York Lizards</b>     | Rochester Rattlers  | <i>Atlanta</i>      |
| 2016 | <b>Denver Outlaws</b>       | Ohio Machine        | <i>Atlanta</i>      |
| 2017 | <b>Ohio Machine</b>         | Denver Outlaws      | <i>Frisco</i>       |
| 2018 | <b>Denver Outlaws</b>       | Dallas Rattlers     | <i>Charleston</i>   |
| 2019 | <b>Chesapeake Bayhawks</b>  | Denver Outlaws      | <i>Denver</i>       |
| 2020 | <b>Boston Cannons</b>       | Denver Outlaws      | <i>Annapolis</i>    |

**Baltimore Bayhawks (2001-2006)**  
**Washington Bayhawks (2007-2009)**  
**Chesapeake Bayhawks (2010-2020)**

|             |                            | <u>GP</u> | <u>W</u>  | <u>L</u> | <u>PF</u>  | <u>PA</u>  | <u>PCT</u>  |
|-------------|----------------------------|-----------|-----------|----------|------------|------------|-------------|
| 2001        | Baltimore Bayhawks         | 14        | 10        | 4        | 195        | 174        | .714        |
| <b>2002</b> | <b>Baltimore Bayhawks</b>  | <b>14</b> | <b>10</b> | <b>4</b> | <b>210</b> | <b>171</b> | <b>.714</b> |
| 2003        | Baltimore Bayhawks         | 11        | 7         | 4        | 178        | 166        | .636        |
| 2004        | Baltimore Bayhawks         | 12        | 7         | 5        | 219        | 196        | .583        |
| <b>2005</b> | <b>Baltimore Bayhawks</b>  | <b>12</b> | <b>10</b> | <b>2</b> | <b>247</b> | <b>158</b> | <b>.833</b> |
| 2006        | Baltimore Bayhawks         | 12        | 4         | 8        | 156        | 197        | .333        |
| 2007        | Washington Bayhawks        | 12        | 5         | 7        | 134        | 190        | .417        |
| 2008        | Washington Bayhawks        | 12        | 4         | 8        | 163        | 190        | .333        |
| 2009        | Washington Bayhawks        | 12        | 5         | 7        | 162        | 184        | .417        |
| <b>2010</b> | <b>Chesapeake Bayhawks</b> | <b>12</b> | <b>6</b>  | <b>6</b> | <b>179</b> | <b>166</b> | <b>.500</b> |
| 2011        | Chesapeake Bayhawks        | 12        | 6         | 6        | 139        | 162        | .500        |
| <b>2012</b> | <b>Chesapeake Bayhawks</b> | <b>14</b> | <b>10</b> | <b>4</b> | <b>202</b> | <b>156</b> | <b>.714</b> |
| <b>2013</b> | <b>Chesapeake Bayhawks</b> | <b>14</b> | <b>9</b>  | <b>5</b> | <b>193</b> | <b>156</b> | <b>.643</b> |
| 2014        | Chesapeake Bayhawks        | 14        | 5         | 9        | 166        | 179        | .357        |
| 2015        | Chesapeake Bayhawks        | 14        | 6         | 8        | 172        | 176        | .429        |
| 2016        | Chesapeake Bayhawks        | 14        | 8         | 6        | 197        | 194        | .571        |
| 2017        | Chesapeake Bayhawks        | 14        | 7         | 7        | 220        | 207        | .500        |
| 2018        | Chesapeake Bayhawks        | 14        | 9         | 5        | 187        | 181        | .643        |
| <b>2019</b> | <b>Chesapeake Bayhawks</b> | <b>16</b> | <b>10</b> | <b>6</b> | <b>214</b> | <b>191</b> | <b>.625</b> |
| 2020        | Chesapeake Bayhawks        | 5         | 3         | 2        | 67         | 64         | .600        |

**Boston Cannons (2001-2020)**

|             |                       | <u>GP</u> | <u>W</u> | <u>L</u> | <u>PF</u>  | <u>PA</u>  | <u>PCT</u>  |
|-------------|-----------------------|-----------|----------|----------|------------|------------|-------------|
| 2001        | Boston Cannons        | 14        | 3        | 11       | 183        | 221        | .214        |
| 2002        | Boston Cannons        | 14        | 7        | 7        | 218        | 226        | .500        |
| 2003        | Boston Cannons        | 12        | 7        | 5        | 201        | 190        | .583        |
| 2004        | Boston Cannons        | 12        | 8        | 4        | 231        | 239        | .667        |
| 2005        | Boston Cannons        | 12        | 10       | 2        | 200        | 159        | .833        |
| 2006        | Boston Cannons        | 12        | 8        | 4        | 177        | 162        | .667        |
| 2007        | Boston Cannons        | 12        | 5        | 7        | 169        | 179        | .417        |
| 2008        | Boston Cannons        | 12        | 7        | 5        | 189        | 174        | .583        |
| 2009        | Boston Cannons        | 12        | 6        | 6        | 185        | 156        | .500        |
| 2010        | Boston Cannons        | 12        | 8        | 4        | 189        | 151        | .667        |
| <b>2011</b> | <b>Boston Cannons</b> | <b>12</b> | <b>9</b> | <b>3</b> | <b>173</b> | <b>142</b> | <b>.750</b> |
| 2012        | Boston Cannons        | 14        | 9        | 5        | 217        | 172        | .643        |
| 2013        | Boston Cannons        | 14        | 5        | 9        | 183        | 217        | .357        |
| 2014        | Boston Cannons        | 14        | 6        | 8        | 189        | 192        | .429        |
| 2015        | Boston Cannons        | 14        | 8        | 6        | 200        | 188        | .571        |
| 2016        | Boston Cannons        | 14        | 8        | 6        | 190        | 186        | .571        |
| 2017        | Boston Cannons        | 14        | 3        | 11       | 196        | 221        | .214        |
| 2018        | Boston Cannons        | 14        | 5        | 9        | 182        | 222        | .357        |
| 2019        | Boston Cannons        | 16        | 9        | 7        | 225        | 216        | .563        |
| <b>2020</b> | <b>Boston Cannons</b> | <b>5</b>  | <b>3</b> | <b>2</b> | <b>59</b>  | <b>58</b>  | <b>.600</b> |

**Bridgeport Barrage (2001-2003)**  
**Philadelphia Barrage (2004-2008)**

|             |                             | <u>GP</u> | <u>W</u>  | <u>L</u> | <u>PF</u>  | <u>PA</u>  | <u>PCT</u>  |
|-------------|-----------------------------|-----------|-----------|----------|------------|------------|-------------|
| 2001        | Bridgeport Barrage          | 14        | 3         | 11       | 190        | 216        | .214        |
| 2002        | Bridgeport Barrage          | 14        | 3         | 11       | 181        | 235        | .214        |
| 2003        | Bridgeport Barrage          | 12        | 1         | 11       | 189        | 255        | .083        |
| <b>2004</b> | <b>Philadelphia Barrage</b> | <b>12</b> | <b>7</b>  | <b>5</b> | <b>212</b> | <b>200</b> | <b>.583</b> |
| 2005        | Philadelphia Barrage        | 12        | 4         | 8        | 156        | 194        | .333        |
| <b>2006</b> | <b>Philadelphia Barrage</b> | <b>12</b> | <b>10</b> | <b>2</b> | <b>172</b> | <b>136</b> | <b>.833</b> |
| <b>2007</b> | <b>Philadelphia Barrage</b> | <b>12</b> | <b>9</b>  | <b>3</b> | <b>175</b> | <b>139</b> | <b>.750</b> |
| 2008        | Philadelphia Barrage        | 12        | 7         | 5        | 172        | 178        | .583        |

**Long Island Lizards (2001-2012)**  
**New York Lizards (2013-2020)**

|             |                            | <u>GP</u> | <u>W</u>  | <u>L</u> | <u>PF</u>  | <u>PA</u>  | <u>PCT</u>  |
|-------------|----------------------------|-----------|-----------|----------|------------|------------|-------------|
| <b>2001</b> | <b>Long Island Lizards</b> | <b>14</b> | <b>10</b> | <b>4</b> | <b>216</b> | <b>196</b> | <b>.714</b> |
| 2002        | Long Island Lizards        | 14        | 9         | 5        | 233        | 196        | .643        |
| <b>2003</b> | <b>Long Island Lizards</b> | <b>11</b> | <b>8</b>  | <b>3</b> | <b>177</b> | <b>155</b> | <b>.727</b> |
| 2004        | Long Island Lizards        | 12        | 6         | 6        | 191        | 201        | .500        |
| 2005        | Long Island Lizards        | 12        | 4         | 8        | 177        | 189        | .333        |
| 2006        | Long Island Lizards        | 12        | 5         | 7        | 147        | 139        | .417        |
| 2007        | Long Island Lizards        | 12        | 5         | 7        | 156        | 162        | .417        |
| 2008        | Long Island Lizards        | 12        | 5         | 7        | 194        | 202        | .417        |
| 2009        | Long Island Lizards        | 12        | 6         | 6        | 129        | 153        | .500        |
| 2010        | Long Island Lizards        | 12        | 7         | 5        | 150        | 151        | .583        |
| 2011        | Long Island Lizards        | 12        | 5         | 7        | 138        | 151        | .417        |
| 2012        | Long Island Lizards        | 14        | 8         | 6        | 178        | 174        | .571        |
| 2013        | New York Lizards           | 14        | 4         | 10       | 150        | 180        | .286        |
| 2014        | New York Lizards           | 14        | 9         | 5        | 183        | 173        | .643        |
| <b>2015</b> | <b>New York Lizards</b>    | <b>14</b> | <b>10</b> | <b>4</b> | <b>211</b> | <b>182</b> | <b>.714</b> |
| 2016        | New York Lizards           | 14        | 8         | 6        | 230        | 236        | .571        |
| 2017        | New York Lizards           | 14        | 7         | 7        | 190        | 202        | .500        |
| 2018        | New York Lizards           | 14        | 8         | 6        | 216        | 219        | .571        |
| 2019        | New York Lizards           | 16        | 5         | 11       | 197        | 227        | .313        |
| 2020        | New York Lizards           | 5         | 0         | 5        | 57         | 65         | .000        |

**New Jersey Pride (2001-2008)**

|      |                  | <u>GP</u> | <u>W</u> | <u>L</u> | <u>PF</u> | <u>PA</u> | <u>PCT</u> |
|------|------------------|-----------|----------|----------|-----------|-----------|------------|
| 2001 | New Jersey Pride | 14        | 8        | 6        | 197       | 199       | .571       |
| 2002 | New Jersey Pride | 14        | 7        | 7        | 202       | 209       | .500       |
| 2003 | New Jersey Pride | 12        | 7        | 5        | 197       | 177       | .583       |
| 2004 | New Jersey Pride | 12        | 1        | 11       | 182       | 228       | .083       |
| 2005 | New Jersey Pride | 12        | 2        | 10       | 148       | 215       | .167       |
| 2006 | New Jersey Pride | 12        | 5        | 7        | 169       | 166       | .417       |
| 2007 | New Jersey Pride | 12        | 4        | 8        | 155       | 163       | .333       |
| 2008 | New Jersey Pride | 12        | 6        | 6        | 175       | 182       | .500       |

**Rochester Rattlers (2001-2008)**  
**Toronto Nationals (2009)**  
**Hamilton Nationals (2010-2013)**

|             |                           | <u>GP</u> | <u>W</u> | <u>L</u> | <u>PF</u>  | <u>PA</u>  | <u>PCT</u>  |
|-------------|---------------------------|-----------|----------|----------|------------|------------|-------------|
| 2001        | Rochester Rattlers        | 14        | 8        | 6        | 196        | 171        | .571        |
| 2002        | Rochester Rattlers        | 14        | 6        | 8        | 173        | 180        | .429        |
| 2003        | Rochester Rattlers        | 12        | 5        | 7        | 203        | 202        | .417        |
| 2004        | Rochester Rattlers        | 12        | 7        | 5        | 213        | 184        | .583        |
| 2005        | Rochester Rattlers        | 12        | 6        | 6        | 184        | 197        | .500        |
| 2006        | Rochester Rattlers        | 12        | 5        | 7        | 152        | 159        | .417        |
| 2007        | Rochester Rattlers        | 12        | 9        | 3        | 208        | 153        | .750        |
| <b>2008</b> | <b>Rochester Rattlers</b> | <b>12</b> | <b>9</b> | <b>3</b> | <b>207</b> | <b>165</b> | <b>.750</b> |
| <b>2009</b> | <b>Toronto Nationals</b>  | <b>12</b> | <b>7</b> | <b>5</b> | <b>188</b> | <b>181</b> | <b>.583</b> |
| 2010        | Toronto Nationals         | 12        | 3        | 9        | 140        | 178        | .250        |
| 2011        | Hamilton Nationals        | 12        | 7        | 5        | 155        | 150        | .583        |
| 2012        | Hamilton Nationals        | 14        | 4        | 10       | 172        | 210        | .286        |
| 2013        | Hamilton Nationals        | 14        | 9        | 5        | 180        | 178        | .643        |

**Chicago Machine (2006-2010)**  
**Rochester Rattlers (2011-2017)**  
**Dallas Rattlers (2018-2019)**

|      |                    | <u>GP</u> | <u>W</u> | <u>L</u> | <u>PF</u> | <u>PA</u> | <u>PCT</u> |
|------|--------------------|-----------|----------|----------|-----------|-----------|------------|
| 2006 | Chicago Machine    | 12        | 0        | 12       | 126       | 196       | .000       |
| 2007 | Chicago Machine    | 12        | 3        | 9        | 162       | 218       | .250       |
| 2008 | Chicago Machine    | 12        | 3        | 9        | 162       | 174       | .250       |
| 2009 | Chicago Machine    | 12        | 3        | 9        | 167       | 187       | .250       |
| 2010 | Chicago Machine    | 12        | 4        | 8        | 161       | 182       | .333       |
| 2011 | Rochester Rattlers | 12        | 2        | 10       | 143       | 164       | .167       |
| 2012 | Rochester Rattlers | 14        | 7        | 7        | 170       | 184       | .500       |
| 2013 | Rochester Rattlers | 14        | 6        | 8        | 161       | 183       | .429       |
| 2014 | Rochester Rattlers | 14        | 10       | 4        | 193       | 165       | .714       |
| 2015 | Rochester Rattlers | 14        | 8        | 6        | 192       | 192       | .571       |
| 2016 | Rochester Rattlers | 14        | 8        | 6        | 207       | 176       | .571       |
| 2017 | Rochester Rattlers | 14        | 8        | 6        | 184       | 174       | .571       |
| 2018 | Dallas Rattlers    | 14        | 11       | 3        | 209       | 177       | .786       |
| 2019 | Dallas Rattlers    | 16        | 7        | 9        | 199       | 209       | .438       |

**Denver Outlaws (2006-2020)**

|             |                       | <u>GP</u> | <u>W</u> | <u>L</u> | <u>PF</u>  | <u>PA</u>  | <u>PCT</u>  |
|-------------|-----------------------|-----------|----------|----------|------------|------------|-------------|
| 2006        | Denver Outlaws        | 12        | 10       | 2        | 197        | 148        | .833        |
| 2007        | Denver Outlaws        | 12        | 7        | 5        | 190        | 174        | .583        |
| 2008        | Denver Outlaws        | 12        | 8        | 4        | 180        | 164        | .667        |
| 2009        | Denver Outlaws        | 12        | 9        | 3        | 174        | 144        | .750        |
| 2010        | Denver Outlaws        | 12        | 8        | 4        | 167        | 158        | .667        |
| 2011        | Denver Outlaws        | 12        | 7        | 5        | 156        | 135        | .583        |
| 2012        | Denver Outlaws        | 14        | 11       | 3        | 229        | 168        | .786        |
| 2013        | Denver Outlaws        | 14        | 14       | 0        | 236        | 139        | 1.000       |
| <b>2014</b> | <b>Denver Outlaws</b> | <b>14</b> | <b>9</b> | <b>5</b> | <b>196</b> | <b>182</b> | <b>.643</b> |
| 2015        | Denver Outlaws        | 14        | 7        | 7        | 202        | 214        | .500        |
| <b>2016</b> | <b>Denver Outlaws</b> | <b>14</b> | <b>8</b> | <b>6</b> | <b>208</b> | <b>215</b> | <b>.571</b> |
| 2017        | Denver Outlaws        | 14        | 9        | 5        | 204        | 169        | .643        |
| <b>2018</b> | <b>Denver Outlaws</b> | <b>14</b> | <b>8</b> | <b>6</b> | <b>230</b> | <b>197</b> | <b>.571</b> |
| 2019        | Denver Outlaws        | 16        | 9        | 7        | 221        | 208        | .563        |
| 2020        | Denver Outlaws        | 5         | 4        | 1        | 66         | 49         | .800        |

**Los Angeles Riptide (2006-2008)**

|      |                     | <u>GP</u> | <u>W</u> | <u>L</u> | <u>PF</u> | <u>PA</u> | <u>PCT</u> |
|------|---------------------|-----------|----------|----------|-----------|-----------|------------|
| 2006 | Los Angeles Riptide | 12        | 6        | 6        | 148       | 150       | .500       |
| 2007 | Los Angeles Riptide | 12        | 9        | 3        | 190       | 138       | .750       |
| 2008 | Los Angeles Riptide | 12        | 7        | 5        | 175       | 165       | .583       |

**San Francisco Dragons (2006-2008)**

|      |                       | <u>GP</u> | <u>W</u> | <u>L</u> | <u>PF</u> | <u>PA</u> | <u>PCT</u> |
|------|-----------------------|-----------|----------|----------|-----------|-----------|------------|
| 2006 | San Francisco Dragons | 12        | 7        | 5        | 179       | 170       | .583       |
| 2007 | San Francisco Dragons | 12        | 4        | 8        | 157       | 180       | .333       |
| 2008 | San Francisco Dragons | 12        | 4        | 8        | 157       | 180       | .333       |

**Charlotte Hounds (2012-2018)**

|      |                  | <u>GP</u> | <u>W</u> | <u>L</u> | <u>PF</u> | <u>PA</u> | <u>PCT</u> |
|------|------------------|-----------|----------|----------|-----------|-----------|------------|
| 2012 | Charlotte Hounds | 14        | 5        | 9        | 160       | 214       | .357       |
| 2013 | Charlotte Hounds | 14        | 7        | 7        | 193       | 189       | .500       |
| 2014 | Charlotte Hounds | 14        | 4        | 10       | 162       | 186       | .286       |
| 2015 | Charlotte Hounds | 14        | 3        | 11       | 169       | 210       | .214       |
| 2016 | Charlotte Hounds | 14        | 8        | 6        | 194       | 192       | .571       |
| 2017 | Charlotte Hounds | 14        | 6        | 8        | 193       | 194       | .429       |
| 2018 | Charlotte Hounds | 14        | 7        | 7        | 204       | 195       | .500       |

**Ohio Machine (2012-2018)**

|             |                     | <u>GP</u> | <u>W</u> | <u>L</u> | <u>PF</u>  | <u>PA</u>  | <u>PCT</u>  |
|-------------|---------------------|-----------|----------|----------|------------|------------|-------------|
| 2012        | Ohio Machine        | 14        | 2        | 12       | 175        | 225        | .143        |
| 2013        | Ohio Machine        | 14        | 2        | 12       | 133        | 187        | .143        |
| 2014        | Ohio Machine        | 14        | 8        | 6        | 206        | 193        | .571        |
| 2015        | Ohio Machine        | 14        | 9        | 5        | 204        | 175        | .643        |
| 2016        | Ohio Machine        | 14        | 8        | 6        | 216        | 188        | .571        |
| <b>2017</b> | <b>Ohio Machine</b> | <b>14</b> | <b>9</b> | <b>5</b> | <b>197</b> | <b>169</b> | <b>.643</b> |
| 2018        | Ohio Machine        | 14        | 3        | 11       | 179        | 207        | .214        |

**Florida Launch (2014-2018)**

|      |                | <u>GP</u> | <u>W</u> | <u>L</u> | <u>PF</u> | <u>PA</u> | <u>PCT</u> |
|------|----------------|-----------|----------|----------|-----------|-----------|------------|
| 2014 | Florida Launch | 14        | 5        | 9        | 174       | 199       | .357       |
| 2015 | Florida Launch | 14        | 5        | 9        | 189       | 202       | .357       |
| 2016 | Florida Launch | 14        | 3        | 11       | 174       | 209       | .214       |
| 2017 | Florida Launch | 14        | 8        | 6        | 184       | 211       | .571       |
| 2018 | Florida Launch | 14        | 5        | 9        | 196       | 211       | .357       |

**Atlanta Blaze (2016-2019)**

|      |               | <u>GP</u> | <u>W</u> | <u>L</u> | <u>PF</u> | <u>PA</u> | <u>PCT</u> |
|------|---------------|-----------|----------|----------|-----------|-----------|------------|
| 2016 | Atlanta Blaze | 14        | 4        | 10       | 199       | 219       | .286       |
| 2017 | Atlanta Blaze | 14        | 6        | 8        | 188       | 197       | .429       |
| 2018 | Atlanta Blaze | 14        | 7        | 7        | 197       | 191       | .500       |
| 2019 | Atlanta Blaze | 16        | 8        | 8        | 229       | 237       | .500       |

**Connecticut Hammerheads (2020)**

|      |                         | <u>GP</u> | <u>W</u> | <u>L</u> | <u>PF</u> | <u>PA</u> | <u>PCT</u> |
|------|-------------------------|-----------|----------|----------|-----------|-----------|------------|
| 2020 | Connecticut Hammerheads | 5         | 3        | 2        | 51        | 57        | .600       |

**Philadelphia Barrage (2020)**

|      |                      | <u>GP</u> | <u>W</u> | <u>L</u> | <u>PF</u> | <u>PA</u> | <u>PCT</u> |
|------|----------------------|-----------|----------|----------|-----------|-----------|------------|
| 2020 | Philadelphia Barrage | 5         | 2        | 3        | 57        | 64        | .400       |



**REGULAR SEASON AVERAGE ATTENDANCE**

|                                 | <b>2001</b> | <b>2002</b> | <b>2003</b> | <b>2004</b> | <b>2005</b> | <b>2006</b> | <b>2007</b> | <b>2008</b> |
|---------------------------------|-------------|-------------|-------------|-------------|-------------|-------------|-------------|-------------|
| Major League Lacrosse           | 3876        | 3716        | 3317        | 4067        | 4251        | 4295        | 4429        | 4515        |
| Baltimore                       | 4156        | 3478        | 2471        | 4325        | 4801        | 2973        | -           | -           |
| Boston                          | 3906        | 4032        | 4382        | 5681        | 5644        | 5902        | 8591        | 8313        |
| Bridgeport                      | 2866        | 3596        | 3059        | -           | -           | -           | -           | -           |
| Chicago                         | -           | -           | -           | -           | -           | 2202        | 2243        | 2186        |
| Denver                          | -           | -           | -           | -           | -           | 11634       | 10592       | 10853       |
| Long Island (Hempstead)         | 3822        | 3668        | -           | -           | -           | -           | -           | -           |
| Long Island (Uniondale)         | -           | -           | 3525        | 2910        | 3871        | 3135        | 4431        | 3555        |
| Los Angeles                     | -           | -           | -           | -           | -           | 4198        | 3633        | 3647        |
| New Jersey (Montclair)          | 2712        | -           | -           | 3454        | 4168        | -           | -           | -           |
| New Jersey (Bridgewater)        | -           | 3045        | 2568        | -           | -           | -           | -           | -           |
| New Jersey (Piscataway)         | -           | -           | -           | -           | -           | 3174        | 2647        | 1920        |
| Philadelphia                    | -           | -           | -           | 2332        | 2993        | 2414        | 2292        | -           |
| Philadelphia (road team)        | -           | -           | -           | -           | -           | -           | -           | 3514        |
| Rochester                       | 5791        | 4476        | 3835        | -           | 3732        | 3936        | 3927        | 3405        |
| San Francisco                   | -           | -           | -           | -           | -           | 3381        | 3125        | 2808        |
| Washington (Fairfax-Georgetown) | -           | -           | -           | -           | -           | -           | 2813        | -           |
| Washington (Annapolis)          | -           | -           | -           | -           | -           | -           | -           | 4154        |

|                         | <b>2009</b> | <b>2010</b> | <b>2011</b> | <b>2012</b> | <b>2013</b> | <b>2014</b> | <b>2015</b> | <b>2016</b> |
|-------------------------|-------------|-------------|-------------|-------------|-------------|-------------|-------------|-------------|
| Major League Lacrosse   | 5557        | 5337        | 6417        | 5608        | 5069        | 4759        | 4384        | 4268        |
| Atlanta                 | -           | -           | -           | -           | -           | -           | -           | 3313        |
| Boston                  | 8079        | 8256        | 8661        | 9647        | 8154        | 7473        | 6061        | 7134        |
| Charlotte               | -           | -           | -           | 5712        | 3815        | 3723        | 2282        | 1999        |
| Chesapeake (Annapolis)  | -           | 4412        | 8161        | 9524        | 8596        | 6330        | 6404        | 6277        |
| Chicago                 | 2569        | -           | -           | -           | -           | -           | -           | -           |
| Chicago (road team)     | -           | 2364        | -           | -           | -           | -           | -           | -           |
| Denver                  | 10127       | 10778       | 12331       | 8495        | 9466        | 10383       | 9502        | 9390        |
| Florida (Boca Raton)    | -           | -           | -           | -           | -           | 1204        | 1612        | 1690        |
| Hamilton                | -           | -           | 1214        | 1837        | 2147        | -           | -           | -           |
| Long Island (Hempstead) | 4304        | 3131        | 3827        | 2449        | -           | -           | -           | -           |
| New York (Hempstead)    | -           | -           | -           | -           | 3356        | 4414        | 5293        | 5259        |
| Ohio (Columbus)         | -           | -           | -           | 3553        | 3026        | 3219        | 2730        | 1898        |
| Rochester               | -           | -           | 4307        | 3649        | 1991        | 1329        | 1187        | 1456        |
| Toronto                 | 3846        | 3079        | -           | -           | -           | -           | -           | -           |
| Washington (Annapolis)  | 4419        | -           | -           | -           | -           | -           | -           | -           |

|                         | <b>2017</b> | <b>2018</b> | <b>2019</b> | <b>2020</b> |
|-------------------------|-------------|-------------|-------------|-------------|
| Major League Lacrosse   | 3844        | 3619        | 4587        | 0           |
| Atlanta                 | 2037        | 1665        | 1739        | -           |
| Boston                  | 4852        | 3739        | 4087        | 0           |
| Chesapeake (Annapolis)  | 4798        | 4169        | 7145        | 0           |
| Charlotte               | 1586        | 1364        | -           | -           |
| Connecticut (Fairfield) | -           | -           | -           | 0           |
| Dallas                  | -           | 4779        | 4185        | -           |
| Denver                  | 9212        | 7758        | 5812        | 0           |
| Florida (Boca Raton)    | 2298        | 1728        | -           | -           |
| New York (Hempstead)    | 5171        | 4701        | 4553        | 0           |
| Ohio (Columbus)         | 2451        | 2665        | -           | -           |
| Philadelphia            | -           | -           | -           | -           |
| Rochester               | 2191        | -           | -           | -           |

**PREMIER LACROSSE LEAGUE****2019-**

|              |                               |  |
|--------------|-------------------------------|--|
| 2019-2023    | Archers Lacrosse Club         | <i>transferred to Salt Lake City [Utah]</i>  |
| 2019-2023    | Atlas Lacrosse Club           | <i>transferred to Long Island [New York]</i> |
| 2019-2023    | Chaos Lacrosse Club           | <i>transferred to Carolina</i>               |
| 2019-2023    | Chrome Lacrosse Club          | <i>transferred to Denver</i>                 |
| 2019-2023    | Redwoods Lacrosse Club        | <i>transferred to San José [California]</i>  |
| 2019-2023    | Whipsnakes Lacrosse Club      | <i>transferred to Maryland</i>               |
| 2020-2023    | Waterdogs Lacrosse Club       | <i>transferred to Philadelphia</i>           |
| 2021-2023    | Cannons Lacrosse Club         | <i>transferred to Boston</i>                 |
| <b>2024-</b> | <b>Boston Cannons</b>         |  |
| <b>2024-</b> | <b>California Redwoods</b>    |  |
| <b>2024-</b> | <b>Carolina Chaos</b>         |  |
| <b>2024-</b> | <b>Denver Outlaws</b>         |  |
| <b>2024-</b> | <b>Maryland Whipsnakes</b>    |  |
| <b>2024-</b> | <b>New York Atlas</b>         |  |
| <b>2024-</b> | <b>Philadelphia Waterdogs</b> |  |
| <b>2024-</b> | <b>Utah Archers</b>           |  |

**2019 PREMIER LACROSSE LEAGUE**

|                           | <u>GP</u> | <u>W</u> | <u>L</u> | <u>PF</u> | <u>PA</u> | <u>PCT</u> |
|---------------------------|-----------|----------|----------|-----------|-----------|------------|
| Chaos Lacrosse Club       | 10        | 7        | 3        | 130       | 129       | .700       |
| Whipsnakes Lacrosse Club* | 10        | 6        | 4        | 128       | 116       | .600       |
| Archers Lacrosse Club     | 10        | 5        | 5        | 111       | 105       | .500       |
| Redwoods Lacrosse Club    | 10        | 5        | 5        | 114       | 116       | .500       |
| Atlas Lacrosse Club       | 10        | 5        | 5        | 125       | 132       | .500       |
| Chrome Lacrosse Club      | 10        | 2        | 8        | 127       | 137       | .200       |

**PLAYOFFS**

Redwoods defeated Archers 16-12

Atlas defeated Chrome 17-8

Whipsnakes defeated Chaos 15-7

Archers defeated Chrome 12-10

Redwoods defeat Chaos 10-7

**THIRD PLACE CONSOLATION**

Archers defeated Atlas 25-7

**CHAMPIONSHIP**

Whipsnakes defeated Redwoods 12-11 OT

**2020 PREMIER LACROSSE LEAGUE**

|                           | <u>GP</u> | <u>W</u> | <u>L</u> | <u>PF</u> | <u>PA</u> | <u>PCT</u> |
|---------------------------|-----------|----------|----------|-----------|-----------|------------|
| Whipsnakes Lacrosse Club* | 4         | 4        | 0        | 57        | 33        | 1.000      |
| Chrome Lacrosse Club      | 4         | 3        | 1        | 50        | 45        | .750       |
| Archers Lacrosse Club     | 4         | 3        | 1        | 44        | 46        | .750       |
| Redwoods Lacrosse Club    | 4         | 2        | 2        | 39        | 42        | .500       |
| Waterdogs Lacrosse Club   | 4         | 1        | 3        | 39        | 42        | .250       |
| Atlas Lacrosse Club       | 4         | 1        | 3        | 37        | 47        | .250       |
| Chaos Lacrosse Club       | 4         | 0        | 4        | 32        | 43        | .000       |

**PLAYOFFS**

Chaos defeated Chrome 19-14

Archers defeated Atlas 11-9

Red Woods defeated Waterdogs 11-8

**SEMI-FINALS**

Whipsnakes defeated Redwoods 13-12 OT

Chaos defeated Archers 13-9

**FINAL**

Whipsnakes defeated Chaos 12-6

**2021 PREMIER LACROSSE LEAGUE**

|                          | <u>GP</u> | <u>W</u> | <u>L</u> | <u>PF</u> | <u>PA</u> | <u>PCT</u> |
|--------------------------|-----------|----------|----------|-----------|-----------|------------|
| Waterdogs Lacrosse Club  | 9         | 6        | 3        | 111       | 98        | .667       |
| Atlas Lacrosse Club      | 9         | 6        | 3        | 120       | 108       | .667       |
| Archers Lacrosse Club    | 9         | 5        | 4        | 119       | 95        | .556       |
| Redwoods Lacrosse Club   | 9         | 5        | 4        | 110       | 106       | .556       |
| Whipsnakes Lacrosse Club | 9         | 5        | 4        | 102       | 113       | .556       |
| Chaos Lacrosse Club*     | 9         | 4        | 5        | 96        | 105       | .444       |
| Cannons Lacrosse Club    | 9         | 3        | 6        | 110       | 120       | .333       |
| Chrome Lacrosse Club     | 9         | 2        | 7        | 92        | 115       | .222       |

**PLAYOFFS**

Chaos defeated Archers 13-10

Atlas defeated Cannons 13-9

Whipsnakes defeated Redwoods 14-13

Chaos defeated Atlas 15-9

Whipsnakes defeated Waterdogs 14-10

Chaos defeated Whipsnakes 14-9

**2022 PREMIER LACROSSE LEAGUE**

|                          | <u>GP</u> | <u>W</u> | <u>L</u> | <u>PF</u> | <u>PA</u> | <u>PCT</u> |
|--------------------------|-----------|----------|----------|-----------|-----------|------------|
| Whipsnakes Lacrosse Club | 10        | 9        | 1        | 118       | 98        | .900       |
| Chrome Lacrosse Club     | 10        | 7        | 3        | 120       | 102       | .700       |
| Archers Lacrosse Club    | 10        | 6        | 4        | 130       | 110       | .600       |
| Atlas Lacrosse Club      | 10        | 6        | 4        | 128       | 119       | .600       |
| Waterdogs Lacrosse Club* | 10        | 5        | 5        | 130       | 133       | .500       |
| Redwoods Lacrosse Club   | 10        | 4        | 6        | 114       | 124       | .400       |
| Chaos Lacrosse Club      | 10        | 2        | 8        | 101       | 126       | .200       |
| Cannons Lacrosse Club    | 10        | 1        | 9        | 111       | 140       | .100       |

**PLAYOFFS**

Chaos defeated Chrome 11-3

Archers defeated Redwoods 13-8

Waterdogs defeated Atlas 19-14

Waterdogs defeated Whipsnakes 11-10

Chaos defeated Archers 9-7

Waterdogs defeated Chaos 11-9

**2023 PREMIER LACROSSE LEAGUE****CHAMPIONSHIP SERIES**

|                          | <u>GP</u> | <u>W</u> | <u>L</u> | <u>PF</u> | <u>PA</u> | <u>PCT</u> |
|--------------------------|-----------|----------|----------|-----------|-----------|------------|
| Atlas Lacrosse Club      | 3         | 3        | 0        | 89        | 62        | 1.000      |
| Archers Lacrosse Club    | 3         | 2        | 1        | 75        | 76        | .667       |
| Chrome Lacrosse Club*    | 3         | 1        | 2        | 60        | 66        | .333       |
| Whipsnakes Lacrosse Club | 3         | 0        | 3        | 53        | 73        | .000       |

**PLAYOFFS**

Atlas Lacrosse Club defeated Whipsnakes Lacrosse Club 30-21

Chrome Lacrosse Club defeated Archers Lacrosse Club 21-18

Chrome Lacrosse Club defeated Atlas Lacrosse Club 24-23

**REGULAR SEASON**

|                          | <u>GP</u> | <u>W</u> | <u>L</u> | <u>PF</u> | <u>PA</u> | <u>PCT</u> |
|--------------------------|-----------|----------|----------|-----------|-----------|------------|
| Archers Lacrosse Club*   | 10        | 8        | 2        | 138       | 111       | .800       |
| Cannons Lacrosse Club    | 10        | 7        | 3        | 143       | 119       | .700       |
| Waterdogs Lacrosse Club  | 10        | 7        | 3        | 129       | 118       | .700       |
| Redwoods Lacrosse Club   | 10        | 6        | 4        | 111       | 119       | .600       |
| Chaos Lacrosse Club      | 10        | 5        | 5        | 120       | 116       | .500       |
| Whipsnakes Lacrosse Club | 10        | 4        | 6        | 128       | 128       | .400       |
| Atlas Lacrosse Club      | 10        | 2        | 8        | 120       | 140       | .200       |
| Chrome Lacrosse Club     | 10        | 1        | 9        | 81        | 119       | .100       |

**PLAYOFFS**

Cannons defeated Atlas 20-11

Waterdogs defeated Whipsnakes 15-12

Redwoods defeated Chaos 15-9

Archers defeated Redwoods 14-6

Waterdogs defeated Cannons 17-6

Archers defeated Waterdogs 15-14

**PREMIER LACROSSE LEAGUE CHAMPIONS**

|      | <u>Champion</u>                 | <u>Finalist</u> | <u>Venue</u>                 |
|------|---------------------------------|-----------------|------------------------------|
| 2019 | <b>Whipsnakes Lacrosse Club</b> | Redwoods        | <i>Chester, Pennsylvania</i> |
| 2020 | <b>Whipsnakes Lacrosse Club</b> | Chaos           | <i>Herriman, Utah</i>        |
| 2021 | <b>Chaos Lacrosse Club</b>      | Whipsnakes      | <i>Washington DC</i>         |
| 2022 | <b>Waterdogs Lacrosse Club</b>  | Chaos           | <i>Chester, Pennsylvania</i> |
| 2023 | <b>Archers Lacrosse Club</b>    | Waterdogs       | <i>Chester, Pennsylvania</i> |

**PREMIER LACROSSE LEAGUE – CHAMPIONSHIP SERIES (SIXES)**

|      | <u>Champion</u>      | <u>Finalist</u> | <u>Venue</u>                 |
|------|----------------------|-----------------|------------------------------|
| 2023 | Chrome Lacrosse Club | Atlas           | <i>Springfield, Virginia</i> |

**Archers Lacrosse Club / UTAH ARCHERS**

|             |                              | <u>GP</u> | <u>W</u> | <u>L</u> | <u>PF</u>  | <u>PA</u>  | <u>PCT</u>  |
|-------------|------------------------------|-----------|----------|----------|------------|------------|-------------|
| 2019        | Archers Lacrosse Club        | 10        | 5        | 5        | 111        | 105        | .500        |
| 2020        | Archers Lacrosse Club        | 4         | 3        | 1        | 44         | 46         | .750        |
| 2021        | Archers Lacrosse Club        | 9         | 5        | 4        | 119        | 95         | .556        |
| 2022        | Archers Lacrosse Club        | 10        | 6        | 4        | 130        | 110        | .600        |
| <b>2023</b> | <b>Archers Lacrosse Club</b> | <b>10</b> | <b>8</b> | <b>2</b> | <b>138</b> | <b>111</b> | <b>.800</b> |

**Atlas Lacrosse Club / NEW YORK ATLAS**

|      |                     | <u>GP</u> | <u>W</u> | <u>L</u> | <u>PF</u> | <u>PA</u> | <u>PCT</u> |
|------|---------------------|-----------|----------|----------|-----------|-----------|------------|
| 2019 | Atlas Lacrosse Club | 10        | 5        | 5        | 125       | 132       | .500       |
| 2020 | Atlas Lacrosse Club | 4         | 1        | 3        | 37        | 47        | .250       |
| 2021 | Atlas Lacrosse Club | 9         | 6        | 3        | 120       | 108       | .667       |
| 2022 | Atlas Lacrosse Club | 10        | 6        | 4        | 128       | 119       | .600       |
| 2023 | Atlas Lacrosse Club | 10        | 2        | 8        | 120       | 140       | .200       |

**Chaos Lacrosse Club / CAROLINA CHAOS**

|             |                            | <u>GP</u> | <u>W</u> | <u>L</u> | <u>PF</u> | <u>PA</u>  | <u>PCT</u>  |
|-------------|----------------------------|-----------|----------|----------|-----------|------------|-------------|
| 2019        | Chaos Lacrosse Club        | 10        | 7        | 3        | 130       | 129        | .700        |
| 2020        | Chaos Lacrosse Club        | 4         | 0        | 4        | 32        | 43         | .000        |
| <b>2021</b> | <b>Chaos Lacrosse Club</b> | <b>9</b>  | <b>4</b> | <b>5</b> | <b>96</b> | <b>105</b> | <b>.444</b> |
| 2022        | Chaos Lacrosse Club        | 10        | 2        | 8        | 101       | 126        | .200        |
| 2023        | Chaos Lacrosse Club        | 10        | 5        | 5        | 120       | 116        | .500        |

**Chrome Lacrosse Club / DENVER OUTLAWS**

|      |                      | <u>GP</u> | <u>W</u> | <u>L</u> | <u>PF</u> | <u>PA</u> | <u>PCT</u> |
|------|----------------------|-----------|----------|----------|-----------|-----------|------------|
| 2019 | Chrome Lacrosse Club | 10        | 2        | 8        | 127       | 137       | .200       |
| 2020 | Chrome Lacrosse Club | 4         | 3        | 1        | 50        | 45        | .750       |
| 2021 | Chrome Lacrosse Club | 9         | 2        | 7        | 92        | 115       | .222       |
| 2022 | Chrome Lacrosse Club | 10        | 7        | 3        | 120       | 102       | .700       |
| 2023 | Chrome Lacrosse Club | 10        | 1        | 9        | 81        | 119       | .100       |

**Redwoods Lacrosse Club / CALIFORNIA REDWOODS**

|      |                        | <u>GP</u> | <u>W</u> | <u>L</u> | <u>PF</u> | <u>PA</u> | <u>PCT</u> |
|------|------------------------|-----------|----------|----------|-----------|-----------|------------|
| 2019 | Redwoods Lacrosse Club | 10        | 5        | 5        | 114       | 116       | .500       |
| 2020 | Redwoods Lacrosse Club | 4         | 2        | 2        | 39        | 42        | .500       |
| 2021 | Redwoods Lacrosse Club | 9         | 5        | 4        | 110       | 106       | .556       |
| 2022 | Redwoods Lacrosse Club | 10        | 4        | 6        | 114       | 124       | .400       |
| 2023 | Redwoods Lacrosse Club | 10        | 6        | 4        | 111       | 119       | .600       |

**Whipsnakes Lacrosse Club / MARYLAND WHIPSNAKES**

|             |                                 | <u>GP</u> | <u>W</u> | <u>L</u> | <u>PF</u>  | <u>PA</u>  | <u>PCT</u>   |
|-------------|---------------------------------|-----------|----------|----------|------------|------------|--------------|
| <b>2019</b> | <b>Whipsnakes Lacrosse Club</b> | <b>10</b> | <b>6</b> | <b>4</b> | <b>128</b> | <b>116</b> | <b>.600</b>  |
| <b>2020</b> | <b>Whipsnakes Lacrosse Club</b> | <b>4</b>  | <b>4</b> | <b>0</b> | <b>57</b>  | <b>33</b>  | <b>1.000</b> |
| 2021        | Whipsnakes Lacrosse Club        | 9         | 5        | 4        | 102        | 113        | .556         |
| 2022        | Whipsnakes Lacrosse Club        | 10        | 9        | 1        | 118        | 98         | .900         |
| 2023        | Whipsnakes Lacrosse Club        | 10        | 4        | 6        | 128        | 128        | .400         |

**Waterdogs Lacrosse Club / PHILADELPHIA WATERDOGS**

|             |                                | <u>GP</u> | <u>W</u> | <u>L</u> | <u>PF</u>  | <u>PA</u>  | <u>PCT</u>  |
|-------------|--------------------------------|-----------|----------|----------|------------|------------|-------------|
| 2020        | Waterdogs Lacrosse Club        | 4         | 1        | 3        | 39         | 42         | .250        |
| 2021        | Waterdogs Lacrosse Club        | 9         | 6        | 3        | 111        | 98         | .667        |
| <b>2022</b> | <b>Waterdogs Lacrosse Club</b> | <b>10</b> | <b>5</b> | <b>5</b> | <b>130</b> | <b>133</b> | <b>.500</b> |
| 2023        | Waterdogs Lacrosse Club        | 10        | 7        | 3        | 129        | 118        | .700        |

**Cannons Lacrosse Club / BOSTON CANNONS**

|             |                             | <u>GP</u> | <u>W</u> | <u>L</u> | <u>PF</u>  | <u>PA</u>  | <u>PCT</u>  |
|-------------|-----------------------------|-----------|----------|----------|------------|------------|-------------|
| 2001        | Boston Cannons (MLL)        | 14        | 3        | 11       | 183        | 221        | .214        |
| 2002        | Boston Cannons (MLL)        | 14        | 7        | 7        | 218        | 226        | .500        |
| 2003        | Boston Cannons (MLL)        | 12        | 7        | 5        | 201        | 190        | .583        |
| 2004        | Boston Cannons (MLL)        | 12        | 8        | 4        | 231        | 239        | .667        |
| 2005        | Boston Cannons (MLL)        | 12        | 10       | 2        | 200        | 159        | .833        |
| 2006        | Boston Cannons (MLL)        | 12        | 8        | 4        | 177        | 162        | .667        |
| 2007        | Boston Cannons (MLL)        | 12        | 5        | 7        | 169        | 179        | .417        |
| 2008        | Boston Cannons (MLL)        | 12        | 7        | 5        | 189        | 174        | .583        |
| 2009        | Boston Cannons (MLL)        | 12        | 6        | 6        | 185        | 156        | .500        |
| 2010        | Boston Cannons (MLL)        | 12        | 8        | 4        | 189        | 151        | .667        |
| <b>2011</b> | <b>Boston Cannons (MLL)</b> | <b>12</b> | <b>9</b> | <b>3</b> | <b>173</b> | <b>142</b> | <b>.750</b> |
| 2012        | Boston Cannons (MLL)        | 14        | 9        | 5        | 217        | 172        | .643        |
| 2013        | Boston Cannons (MLL)        | 14        | 5        | 9        | 183        | 217        | .357        |
| 2014        | Boston Cannons (MLL)        | 14        | 6        | 8        | 189        | 192        | .429        |
| 2015        | Boston Cannons (MLL)        | 14        | 8        | 6        | 200        | 188        | .571        |
| 2016        | Boston Cannons (MLL)        | 14        | 8        | 6        | 190        | 186        | .571        |
| 2017        | Boston Cannons (MLL)        | 14        | 3        | 11       | 196        | 221        | .214        |
| 2018        | Boston Cannons (MLL)        | 14        | 5        | 9        | 182        | 222        | .357        |
| 2019        | Boston Cannons (MLL)        | 16        | 9        | 7        | 225        | 216        | .563        |
| <b>2020</b> | <b>Boston Cannons (MLL)</b> | <b>5</b>  | <b>3</b> | <b>2</b> | <b>59</b>  | <b>58</b>  | <b>.600</b> |
| 2021        | Cannons Lacrosse Club       | 9         | 3        | 6        | 110        | 120        | .333        |
| 2022        | Cannons Lacrosse Club       | 10        | 1        | 9        | 111        | 140        | .100        |
| 2023        | Cannons Lacrosse Club       | 10        | 7        | 3        | 143        | 119        | .700        |

**REGULAR SEASON AVERAGE ATTENDANCE (PER EVENT DAY)**

|                         | <b>2019</b> | <b>2020</b> | <b>2021</b> | <b>2022</b> | <b>2023</b> |
|-------------------------|-------------|-------------|-------------|-------------|-------------|
| Premier Lacrosse League | 12480       | 0           | 12658       |             |             |

***MINOR PROFESSIONAL LACROSSE***

***MIDWEST INDOOR LACROSSE ASSOCIATION  
CONTINENTAL INDOOR LACROSSE LEAGUE  
BOX LACROSSE LEAGUE***

***NORTH AMERICAN LACROSSE LEAGUE***

***PROFESSIONAL LACROSSE LEAGUE***

***CLAX – CANADIAN LACROSSE LEAGUE***

***UNITED WOMEN'S LACROSSE LEAGUE***

***REGIONAL BOX LACROSSE LEAGUE  
INTERSTATE BOX LACROSSE ASSOCIATION  
NORTH AMERICAN BOX LACROSSE LEAGUE***

***ARENA LACROSSE LEAGUE***

***WOMEN'S PROFESSIONAL LACROSSE LEAGUE***

***GREAT PLAINS BOX LACROSSE LEAGUE  
BOX LACROSSE LEAGUE***

***PROFESSIONAL BOX LACROSSE ASSOCIATION***

|  |                  |
|--|------------------|
| <b>MIDWEST INDOOR LACROSSE ASSOCIATION</b> | <b>2011-2012</b> |
| <b>CONTINENTAL INDOOR LACROSSE LEAGUE</b>  | <b>2013-2016</b> |
| <b>BOX LACROSSE LEAGUE</b>                 | <b>2017-2017</b> |

|           |                                     |  |
|-----------|-------------------------------------|--|
| 2011-2014 | Milwaukee Marauders                 | <i>folded</i>                          |
| 2011-2016 | Grand Rapids Dragonfish             | <i>folded</i>                          |
| 2011-2017 | Chicago Outlaws                     | <i>league disbanded</i>                |
| 2011-2012 | Columbus Lacrosse Club              | <i>renamed Columbus Brew</i>           |
| 2012-2012 | Cleveland Demons                    | <i>suspended operations</i>            |
| 2012-2013 | Colorado Sabretooths                | <i>withdrew from league</i>            |
| 2012-2015 | Pittsburgh Octane                   | <i>folded</i>                          |
| 2012-2012 | Southern Ohio Lacrosse [Cincinnati] | <i>folded</i>                          |
| 2012-2012 | Madison Capitals                    | <i>folded prior to season</i>          |
| 2012-2012 | Indy Swagger [Indianapolis]         | <i>folded prior to season</i>          |
| 2012-2012 | Minnesota Jaxx                      | <i>folded</i>                          |
| 2012-2014 | Detroit Coney Dogs                  | <i>folded in mid-season</i>            |
| 2013-2013 | Upstate Bears [Buffalo]             | <i>folded prior to season</i>          |
| 2013-2014 | Columbus Brew                       | <i>folded in mid-season</i>            |
| 2014-2016 | Cleveland Demons                    | <i>folded</i>                          |
| 2014-2015 | Lansing Hot Rods                    | <i>folded</i>                          |
| 2015-2017 | Detroit Coney Dogs                  | <i>league disbanded</i>                |
| 2015-2015 | Grand Valley State University       | <i>folded</i>                          |
| 2015-2015 | Indianapolis Copperheads            | <i>renamed Circle City Copperheads</i> |
| 2016-2017 | Circle City Copperheads             | <i>league disbanded</i>                |
| 2016-2017 | St. Louis Centurions                | <i>joined IBLA – Missouri League</i>   |
| 2017-2017 | Wallaceburg Satans                  | <i>league disbanded</i>                |

**2011 MIDWEST INDOOR LACROSSE ASSOCIATION**

|                          | <u>GP</u> | <u>W</u> | <u>L</u> | <u>PF</u> | <u>PA</u> | <u>PCT</u> | <u>GB</u> |
|--------------------------|-----------|----------|----------|-----------|-----------|------------|-----------|
| Columbus Lacrosse Club   | 6         | 4        | 2        | 101       | 65        | .666       | -         |
| Grand Rapids Dragonfish* | 6         | 4        | 2        | 90        | 56        | .666       | -         |
| Chicago Outlaws          | 6         | 3        | 3        | 100       | 101       | .500       | 1         |
| Milwaukee Marauders      | 6         | 1        | 5        | 13        | 103       | .166       | 3         |

**PLAYOFFS**

Chicago Outlaws defeated Milwaukee Marauders 26-1

Grand Rapids Dragonfish defeated Chicago Outlaws 13-7

**2012 MIDWEST INDOOR LACROSSE ASSOCIATION**

| MID-STATES DIVISION        | <u>GP</u> | <u>W</u> | <u>L</u> | <u>PF</u> | <u>PA</u> | <u>PCT</u> | <u>GB</u> |
|----------------------------|-----------|----------|----------|-----------|-----------|------------|-----------|
| Grand Rapids Dragonfish    | 8         | 8        | 0        | 123       | 41        | 1.000      | -         |
| Pittsburgh Octane          | 8         | 6        | 2        | 129       | 106       | .750       | 2.0       |
| Columbus Lacrosse Club     | 8         | 5        | 3        | 164       | 115       | .625       | 3.0       |
| Cleveland Demons           | 8         | 3        | 5        | 119       | 90        | .375       | 5.0       |
| Southern Ohio Box Lacrosse | 8         | 2        | 6        | 64        | 138       | .250       | 6.0       |
| Detroit Coney Dogs         | 8         | 0        | 8        | 39        | 147       | .000       | 7.0       |



| CENTRAL-WESTERN DIVISION | <u>GP</u> | <u>W</u> | <u>L</u> | <u>PF</u> | <u>PA</u> | <u>PCT</u> | <u>GB</u> |
|--------------------------|-----------|----------|----------|-----------|-----------|------------|-----------|
| Colorado Sabretooths*    | 5         | 5        | 0        | 106       | 25        | 1.000      | -         |
| Chicago Outlaws          | 6         | 4        | 2        | 57        | 53        | .667       | 1.5       |
| Milwaukee Marauders      | 7         | 2        | 5        | 51        | 110       | .286       | 4.0       |
| Minnesota Jaxx           | 6         | 1        | 5        | 31        | 57        | .167       | 4.5       |
| Indy Swagger             | 0         | 0        | 0        | 0         | 0         | .000       |           |
| Madison Capitals         | 0         | 0        | 0        | 0         | 0         | .000       |           |

*Columbus Lacrosse Club forfeited one game*

*Detroit Coney Dogs forfeited one game*

*Minnesota Jaxx forfeited three games*

*Southern Ohio Box Lacrosse forfeited one game*

**PLAYOFF**

Colorado Sabretooths defeated Grand Rapids Dragonfish 13-6

**2013 CONTINENTAL INDOOR LACROSSE LEAGUE**

| EASTERN CONFERENCE | <u>GP</u> | <u>W</u> | <u>L</u> | <u>PF</u> | <u>PA</u> | <u>PCT</u> | <u>GB</u> |
|--------------------|-----------|----------|----------|-----------|-----------|------------|-----------|
| Columbus Brew      | 4         | 3        | 1        |           |           |            |           |
| Pittsburgh Octane  | 5         | 2        | 3        | 40        | 58        |            |           |
| Detroit Coney Dogs | 4         | 0        | 4        |           |           |            |           |

| WESTERN CONFERENCE      | <u>GP</u> | <u>W</u> | <u>L</u> | <u>PF</u> | <u>PA</u> | <u>PCT</u> | <u>GB</u> |
|-------------------------|-----------|----------|----------|-----------|-----------|------------|-----------|
| Colorado Sabretooths*   | 3         | 3        | 0        | 46        | 24        |            |           |
| Chicago Outlaws         | 5         | 4        | 1        |           |           |            |           |
| Grand Rapids Dragonfish | 5         | 3        | 2        | 83        | 47        |            |           |
| Milwaukee Marauders     | 3         | 0        | 3        |           |           |            |           |

**PLAYOFFS**

Chicago Outlaws defeated Grand Rapids Dragonfish 10-9 OT

Colorado Sabretooths defeated Pittsburgh Octane

**CONSOLATION GAME**

Grand Rapids vs Pittsburgh Octane

**CHAMPIONSHIP**

Colorado Sabretooths defeated Chicago Outlaws 14-11

**2014 CONTINENTAL INDOOR LACROSSE LEAGUE**

|                         | <u>GP</u> | <u>W</u> | <u>L</u> | <u>PF</u> | <u>PA</u> | <u>PCT</u> | <u>GB</u> |
|-------------------------|-----------|----------|----------|-----------|-----------|------------|-----------|
| Chicago Outlaws*        | 8         | 7        | 1        | 172       | 50        |            |           |
| Grand Rapids Dragonfish | 7         | 6        | 1        | 112       | 60        |            |           |
| Milwaukee Marauders     | 8         | 5        | 3        | 62        | 81        |            |           |
| Pittsburgh Octane       | 4         | 2        | 2        | 44        | 55        |            |           |
| Cleveland Demons        | 4         | 1        | 3        | 30        | 41        |            |           |
| Detroit Coney Dogs      | 2         | 0        | 2        | 19        | 37        |            |           |
| Lansing Hot Rods        | 8         | 0        | 8        | 49        | 156       |            |           |
| Columbus Brew           | 0         | 0        | 0        | 0         | 0         |            |           |

*Columbus Brew withdrew after forfeiting multiple games*

*Detroit Coney Dogs withdrew after playing 1 game and forfeiting another game*

**PLAYOFFS**

Chicago Outlaws received bye to finals when Milwaukee withdrew from the playoffs

Grand Rapids Dragonfish defeated Pittsburgh Octane 20-7

Chicago Outlaws defeated Grand Rapids Dragonfish 20-13

**2015 CONTINENTAL INDOOR LACROSSE LEAGUE**

|                               | <u>GP</u> | <u>W</u> | <u>L</u> | <u>GF</u> | <u>GA</u> | <u>PCT</u> | <u>PTS</u> |
|-------------------------------|-----------|----------|----------|-----------|-----------|------------|------------|
| Cleveland Demons*             | 6         | 6        | 0        | 98        | 29        |            | 12         |
| Grand Rapids Dragonfish       | 7         | 6        | 1        | 121       | 39        |            | 12         |
| Chicago Outlaws               | 5         | 4        | 1        | 81        | 41        |            | 8          |
| Pittsburgh Octane             | 6         | 3        | 3        | 64        | 68        |            | 6          |
| Lansing Hot Rods              | 7         | 3        | 4        | 78        | 91        |            | 6          |
| Detroit Coney Dogs            | 3         | 1        | 2        | 21        | 28        |            | 2          |
| Indianapolis Copperheads      | 5         | 0        | 5        | 26        | 107       |            | 0          |
| Grand Valley State University | 6         | 0        | 6        | 46        | 117       |            | 0          |
| Milwaukee Marauders           | 0         | 0        | 0        | 0         | 0         |            | 0          |

**PLAYOFFS**

Cleveland Demons defeated Pittsburgh Octane 22-6  
 Grand Rapids Dragonfish defeated Chicago Outlaws 11-10 OT  
 Cleveland Demons defeated Grand Rapids Dragonfish 13-7

**2016 CONTINENTAL INDOOR LACROSSE LEAGUE**

|                         | <u>GP</u> | <u>W</u> | <u>L</u> | <u>GF</u> | <u>GA</u> | <u>PCT</u> | <u>PTS</u> |
|-------------------------|-----------|----------|----------|-----------|-----------|------------|------------|
| Cleveland Demons*       |           |          |          |           |           | 1.000      |            |
| Chicago Outlaws         |           |          |          |           |           | .710       |            |
| Grand Rapids Dragonfish |           |          |          |           |           | .600       |            |
| St. Louis Centurions    | 6         | 3        | 3        | 79        | 78        | .500       |            |
| Detroit Coney Dogs      |           |          |          |           |           |            |            |
| Circle City Copperheads |           |          |          |           |           |            |            |

**PLAYOFFS**

Cleveland Demons defeated St. Louis Centurions 13-12 OT  
 Chicago Outlaws defeated Grand Rapids Dragonfish 16-8  
 Cleveland Demons defeated Chicago Outlaws 13-10

**2017 BOX LACROSSE LEAGUE**

|                         | <u>GP</u> | <u>W</u> | <u>L</u> | <u>GF</u> | <u>GA</u> | <u>PCT</u> | <u>PTS</u> |
|-------------------------|-----------|----------|----------|-----------|-----------|------------|------------|
| St. Louis Centurions*   | 6         | 6        | 0        | 104       | 53        | 1.000      | 12         |
| Wallaceburg Satans      | 6         | 5        | 1        | 82        | 43        | .833       | 10         |
| Chicago Outlaws         | 6         | 2        | 4        | 57        | 70        | .333       | 4          |
| Detroit Coney Dogs      | 5         | 1        | 4        | 28        | 47        | .200       | 2          |
| Circle City Copperheads | 5         | 0        | 5        | 26        | 84        | .000       | 0          |

*Circle City Copperheads forfeited game to Detroit Coney Dogs 1-0 on September 17, 2017*  
*Circle City Copperheads forfeited game to Chicago Outlaws 1-0 on September 17, 2017*  
*Detroit Coney Dogs forfeited game to St. Louis Centurions 1-0 on September 23, 2017*

**PLAYOFFS**

St. Louis Centurions vs. Detroit Coney Dogs cancelled  
 Chicago Putlaws defeated Wallaceburg Satans 12-11  
 St. Louis Centurions defeated Chicago Outlaws 12-7

### MIDWEST INDOOR LACROSSE ASSOCIATION CHAMPIONS

|      | <u>Champion</u>                | <u>Finalist</u>         |
|------|--------------------------------|-------------------------|
| 2011 | <b>Grand Rapids Dragonfish</b> | Chicago Outlaws         |
| 2012 | <b>Colorado Sabretooths</b>    | Grand Rapids Dragonfish |

### CONTINENTAL INDOOR LACROSSE LEAGUE CHAMPIONS

|      | <u>Champion</u>             | <u>Finalist</u>         |
|------|-----------------------------|-------------------------|
| 2013 | <b>Colorado Sabretooths</b> | Chicago Outlaws         |
| 2014 | <b>Chicago Outlaws</b>      | Grand Rapids Dragonfish |
| 2015 | <b>Cleveland Demons</b>     | Grand Rapids Dragonfish |
| 2016 | <b>Cleveland Demons</b>     | Chicago Outlaws         |
| 2017 | <b>St. Louis Centurions</b> | Chicago Outlaws         |

#### Chicago Outlaws

|             |                        | <u>GP</u> | <u>W</u> | <u>L</u> | <u>GF</u>  | <u>GA</u> | <u>PCT</u> | <u>PTS</u> |
|-------------|------------------------|-----------|----------|----------|------------|-----------|------------|------------|
| 2011        | Chicago Outlaws        | 6         | 3        | 3        | 100        | 101       | .500       |            |
| 2012        | Chicago Outlaws        | 6         | 4        | 2        | 57         | 53        | .667       |            |
| 2013        | Chicago Outlaws        | 5         | 4        | 1        |            |           |            |            |
| <b>2014</b> | <b>Chicago Outlaws</b> | <b>8</b>  | <b>7</b> | <b>1</b> | <b>172</b> | <b>50</b> |            |            |
| 2015        | Chicago Outlaws        | 5         | 4        | 1        | 81         | 41        |            | 8          |
| 2016        | Chicago Outlaws        |           |          |          |            |           |            |            |
| 2017        | Chicago Outlaws        | 6         | 2        | 4        | 57         | 70        | .333       | 4          |

#### Cleveland Demons

|             |                         | <u>GP</u>                   | <u>W</u> | <u>L</u> | <u>GF</u> | <u>GA</u> | <u>PCT</u> | <u>PTS</u> |
|-------------|-------------------------|-----------------------------|----------|----------|-----------|-----------|------------|------------|
| 2012        | Cleveland Demons        | 8                           | 3        | 5        | 119       | 90        | .375       |            |
| 2013        | Cleveland Demons        | <i>suspended operations</i> |          |          |           |           |            |            |
| 2014        | Cleveland Demons        | 4                           | 1        | 3        | 30        | 41        |            |            |
| <b>2015</b> | <b>Cleveland Demons</b> | <b>6</b>                    | <b>6</b> | <b>0</b> | <b>98</b> | <b>29</b> |            | <b>12</b>  |

#### Colorado Sabretooths

|             |                             | <u>GP</u> | <u>W</u> | <u>L</u> | <u>GF</u>  | <u>GA</u> | <u>PCT</u>   |
|-------------|-----------------------------|-----------|----------|----------|------------|-----------|--------------|
| <b>2012</b> | <b>Colorado Sabretooths</b> | <b>5</b>  | <b>5</b> | <b>0</b> | <b>106</b> | <b>25</b> | <b>1.000</b> |
| <b>2013</b> | <b>Colorado Sabretooths</b> | <b>3</b>  | <b>3</b> | <b>0</b> | <b>46</b>  | <b>24</b> |              |

#### Columbus Lacrosse Club / Columbus Brew

|      |                        | <u>GP</u> | <u>W</u> | <u>L</u> | <u>GF</u> | <u>GA</u> | <u>PCT</u> |
|------|------------------------|-----------|----------|----------|-----------|-----------|------------|
| 2011 | Columbus Lacrosse Club | 6         | 4        | 2        | 101       | 65        | .666       |
| 2012 | Columbus Lacrosse Club | 8         | 5        | 3        | 164       | 115       | .625       |
| 2013 | Columbus Brew          | 4         | 3        | 1        |           |           |            |
| 2014 | Columbus Brew          | 0         | 0        | 0        | 0         | 0         |            |

#### Detroit Coney Dogs

|      |                    | <u>GP</u> | <u>W</u> | <u>L</u> | <u>GF</u> | <u>GA</u> | <u>PCT</u> | <u>PTS</u> |
|------|--------------------|-----------|----------|----------|-----------|-----------|------------|------------|
| 2012 | Detroit Coney Dogs | 8         | 0        | 8        | 39        | 147       | .000       |            |
| 2013 | Detroit Coney Dogs | 4         | 0        | 4        |           |           |            |            |
| 2014 | Detroit Coney Dogs | 2         | 0        | 2        | 19        | 37        |            |            |
| 2015 | Detroit Coney Dogs | 3         | 1        | 2        | 21        | 28        |            | 2          |
| 2016 | Detroit Coney Dogs |           |          |          |           |           |            |            |
| 2017 | Detroit Coney Dogs | 5         | 1        | 4        | 28        | 47        | .200       | 2          |

### Grand Rapids Dragonfish

|             |                                | <u>GP</u> | <u>W</u> | <u>L</u> | <u>GF</u> | <u>GA</u> | <u>PCT</u>  | <u>PTS</u> |
|-------------|--------------------------------|-----------|----------|----------|-----------|-----------|-------------|------------|
| <b>2011</b> | <b>Grand Rapids Dragonfish</b> | <b>6</b>  | <b>4</b> | <b>2</b> | <b>90</b> | <b>56</b> | <b>.666</b> |            |
| 2012        | Grand Rapids Dragonfish        | 8         | 8        | 0        | 123       | 41        | 1.000       |            |
| 2013        | Grand Rapids Dragonfish        | 5         | 3        | 2        | 83        | 47        |             |            |
| 2014        | Grand Rapids Dragonfish        | 7         | 6        | 1        | 112       | 60        |             |            |
| 2015        | Grand Rapids Dragonfish        | 7         | 6        | 1        | 121       | 39        |             | 12         |

### Grand Valley State University

|      |                               | <u>GP</u> | <u>W</u> | <u>L</u> | <u>GF</u> | <u>GA</u> | <u>PCT</u> | <u>PTS</u> |
|------|-------------------------------|-----------|----------|----------|-----------|-----------|------------|------------|
| 2015 | Grand Valley State University | 6         | 0        | 6        | 46        | 117       |            | 0          |

### Indianapolis Copperheads / Circle City Copperheads

|      |                          | <u>GP</u> | <u>W</u> | <u>L</u> | <u>GF</u> | <u>GA</u> | <u>PCT</u> | <u>PTS</u> |
|------|--------------------------|-----------|----------|----------|-----------|-----------|------------|------------|
| 2015 | Indianapolis Copperheads | 5         | 0        | 5        | 26        | 107       |            | 0          |
| 2016 | Circle City Copperheads  |           |          |          |           |           |            |            |
| 2017 | Circle City Copperheads  | 5         | 0        | 5        | 26        | 84        | .000       | 0          |

### Lansing Hot Rods

|      |                  | <u>GP</u> | <u>W</u> | <u>L</u> | <u>GF</u> | <u>GA</u> | <u>PCT</u> | <u>PTS</u> |
|------|------------------|-----------|----------|----------|-----------|-----------|------------|------------|
| 2014 | Lansing Hot Rods | 8         | 0        | 8        | 49        | 156       |            |            |
| 2015 | Lansing Hot Rods | 7         | 3        | 4        | 78        | 91        |            | 6          |

### Milwaukee Marauders

|      |                     | <u>GP</u> | <u>W</u> | <u>L</u> | <u>GF</u> | <u>GA</u> | <u>PCT</u> | <u>PTS</u> |
|------|---------------------|-----------|----------|----------|-----------|-----------|------------|------------|
| 2011 | Milwaukee Marauders | 6         | 1        | 5        | 13        | 103       | .166       |            |
| 2012 | Milwaukee Marauders | 7         | 2        | 5        | 51        | 110       | .286       |            |
| 2013 | Milwaukee Marauders | 3         | 0        | 3        |           |           |            |            |
| 2014 | Milwaukee Marauders | 8         | 5        | 3        | 62        | 81        |            |            |
| 2015 | Milwaukee Marauders | 0         | 0        | 0        | 0         | 0         |            | 0          |

### Minnesota Jaxx

|      |                | <u>GP</u> | <u>W</u> | <u>L</u> | <u>GF</u> | <u>GA</u> | <u>PCT</u> | <u>PTS</u> |
|------|----------------|-----------|----------|----------|-----------|-----------|------------|------------|
| 2012 | Minnesota Jaxx | 6         | 1        | 5        | 31        | 57        | .167       |            |

### Pittsburgh Octane

|      |                   | <u>GP</u> | <u>W</u> | <u>L</u> | <u>GF</u> | <u>GA</u> | <u>PCT</u> | <u>PTS</u> |
|------|-------------------|-----------|----------|----------|-----------|-----------|------------|------------|
| 2012 | Pittsburgh Octane | 8         | 6        | 2        | 129       | 106       | .750       |            |
| 2013 | Pittsburgh Octane | 5         | 2        | 3        | 40        | 58        |            |            |
| 2014 | Pittsburgh Octane | 4         | 2        | 2        | 44        | 55        |            |            |
| 2015 | Pittsburgh Octane | 6         | 3        | 3        | 64        | 68        |            | 6          |

### St. Louis Centurions

|             |                             | <u>GP</u> | <u>W</u> | <u>L</u> | <u>GF</u>  | <u>GA</u> | <u>PCT</u>   | <u>PTS</u> |
|-------------|-----------------------------|-----------|----------|----------|------------|-----------|--------------|------------|
| 2016        | St. Louis Centurions        | 6         | 3        | 3        | 79         | 78        | .500         |            |
| <b>2017</b> | <b>St. Louis Centurions</b> | <b>6</b>  | <b>6</b> | <b>0</b> | <b>104</b> | <b>53</b> | <b>1.000</b> | <b>12</b>  |

### Southern Ohio Box Lacrosse

|      |                            | <u>GP</u> | <u>W</u> | <u>L</u> | <u>GF</u> | <u>GA</u> | <u>PCT</u> | <u>PTS</u> |
|------|----------------------------|-----------|----------|----------|-----------|-----------|------------|------------|
| 2012 | Southern Ohio Box Lacrosse | 8         | 2        | 6        | 64        | 138       | .250       |            |

### Wallaceburg Satans

|      |                    | <u>GP</u> | <u>W</u> | <u>L</u> | <u>GF</u> | <u>GA</u> | <u>PCT</u> | <u>PTS</u> |
|------|--------------------|-----------|----------|----------|-----------|-----------|------------|------------|
| 2017 | Wallaceburg Satans | 6         | 5        | 1        | 82        | 43        | .833       | 10         |

**NORTH AMERICAN LACROSSE LEAGUE****2012-2013**

|           |                               |               |
|-----------|-------------------------------|---------------|
| 2012-2013 | Boston Rockhoppers            | <i>folded</i> |
| 2012-2013 | Kentucky Stickhorses          | <i>folded</i> |
| 2012-2012 | Lehigh Valley Flying Dutchmen | <i>folded</i> |
| 2013-2013 | Baltimore Bombers             | <i>folded</i> |
| 2013-2013 | Rhode Island Kingfish         | <i>folded</i> |

**2012 NORTH AMERICAN LACROSSE LEAGUE**

|                               | <u>GP</u> | <u>W</u> | <u>L</u> | <u>GF</u> | <u>GA</u> | <u>PCT</u> |
|-------------------------------|-----------|----------|----------|-----------|-----------|------------|
| Kentucky Stickhorses          | 6         | 5        | 1        | 88        | 72        | .833       |
| Boston Rockhoppers            | 2         | 1        | 1        | 35        | 28        | .500       |
| Lehigh Valley Flying Dutchmen | 1         | 0        | 1        | 10        | 14        | .000       |
| Chicago Outlaws (MILA)        | 1         | 0        | 1        | 7         | 12        | .000       |
| Jersey Jesters                | 2         | 0        | 2        | 20        | 34        | .000       |

**2013 NORTH AMERICAN LACROSSE LEAGUE**

|                       | <u>GP</u> | <u>W</u> | <u>L</u> | <u>PF</u> | <u>PA</u> | <u>PCT</u> |
|-----------------------|-----------|----------|----------|-----------|-----------|------------|
| Boston Rockhoppers*   | 8         | 7        | 1        | 131       | 87        | .875       |
| Baltimore Bombers     | 7         | 4        | 3        | 86        | 96        | .571       |
| Kentucky Stickhorses  | 7         | 2        | 5        | 82        | 95        | .286       |
| Rhode Island Kingfish | 4         | 0        | 4        | 43        | 64        | .000       |

*Baltimore Bombers folded on March 8, 2013*

**CHAMPIONSHIP**

Boston Rockhoppers defeated Kentucky Stickhorses 25-13

**PROFESSIONAL LACROSSE LEAGUE****2012-2012**

|           |                       |                               |
|-----------|-----------------------|-------------------------------|
| 2012-2012 | Charlotte Copperheads | <i>folded</i>                 |
| 2012-2012 | Jacksonville Bullies  | <i>folded in mid-season</i>   |
| 2012-2012 | New Jersey Rascals    | <i>folded prior to season</i> |
| 2012-2013 | Reading Rockets       | <i>folded</i>                 |

**2012 PROFESSIONAL LACROSSE LEAGUE**

|                       | <u>GP</u> | <u>W</u> | <u>L</u> | <u>T</u> | <u>OL</u> | <u>GF</u> | <u>GA</u> | <u>PTS</u> | <u>PCT</u> |
|-----------------------|-----------|----------|----------|----------|-----------|-----------|-----------|------------|------------|
| Jacksonville Bullies  | 4         | 3        | 0        | 0        | 1         | 55        | 55        | 7          | .875       |
| Charlotte Copperheads | 4         | 3        | 1        | 0        | 0         | 60        | 47        | 6          | .750       |
| Reading Rockets       | 4         | 0        | 1        | 0        | 3         | 48        | 61        | 3          | .375       |
| New Jersey Rascals    | 0         | 0        | 0        | 0        | 0         | 0         | 0         | 0          | .000       |

*New Jersey Rascals folded prior to season on September 6, 2012*

*Jacksonville Bullies suspended operations in mid-season on October 16, 2012*

**CANADIAN LACROSSE LEAGUE (CLax)****2012-2016**

|           |                        |  |
|-----------|------------------------|--|
| 2012-2013 | Brampton Inferno       | <i>renamed Southwest Cyclops</i>               |
| 2012-2012 | Durham Turfdogs        | <i>renamed Oshawa Turfdogs</i>                 |
| 2012-2013 | Iroquois Ironmen       | <i>folded</i>                                  |
| 2012-2016 | Oshweken Demons        | <i>folded</i>                                  |
| 2012-2012 | Oshawa Machine         | <i>transferred to Toronto</i>                  |
| 2012-2012 | Peel Avengers          | <i>transferred to St. Catharines [Niagara]</i> |
| 2013-2016 | Niagara Lock Monsters  | <i>folded</i>                                  |
| 2013-2016 | Barrie Blizzard        | <i>folded</i>                                  |
| 2013-2013 | Oshawa Turfdogs        | <i>renamed Durham Turfdogs</i>                 |
| 2013-2013 | Toronto Shooting Stars | <i>folded</i>                                  |
| 2014-2016 | Durham Turfdogs        | <i>folded</i>                                  |
| 2014-2016 | Southwest Cyclops      | <i>folded</i>                                  |

**2012 CANADIAN LACROSSE LEAGUE (CLax)**

|                  | <u>GP</u> | <u>W</u> | <u>L</u> | <u>GF</u> | <u>GA</u> | <u>PTS</u> |
|------------------|-----------|----------|----------|-----------|-----------|------------|
| Durham Turfdogs  | 14        | 9        | 5        | 180       | 176       | 18         |
| Brampton Inferno | 14        | 8        | 6        | 203       | 179       | 16         |
| Oshweken Demons* | 14        | 8        | 6        | 187       | 173       | 16         |
| Iroquois Ironmen | 14        | 6        | 8        | 179       | 189       | 12         |
| Oshawa Machine   | 14        | 6        | 8        | 161       | 181       | 12         |
| Peel Avengers    | 14        | 5        | 9        | 186       | 198       | 10         |

**PLAYOFFS**

Oshweken Demons defeated Brampton Inferno 17-16

Iroquois Ironmen defeated Durham Turfdogs 17-9

Oshweken Demons defeated Iroquois Ironmen 15-10

**2013 CANADIAN LACROSSE LEAGUE (CLax)**

|                        | <u>GP</u> | <u>W</u> | <u>L</u> | <u>GF</u> | <u>GA</u> | <u>PTS</u> |
|------------------------|-----------|----------|----------|-----------|-----------|------------|
| Niagara Lock Monsters  | 14        | 11       | 3        | 231       | 160       | 22         |
| Toronto Shooting Stars | 14        | 8        | 6        | 160       | 147       | 16         |
| Oshweken Demons        | 14        | 8        | 6        | 191       | 180       | 16         |
| Brampton Inferno       | 14        | 8        | 6        | 170       | 170       | 16         |
| Oshawa Turfdogs        | 14        | 7        | 7        | 153       | 148       | 14         |
| Iroquois Ironmen*      | 14        | 4        | 10       | 166       | 196       | 8          |
| Barrie Blizzard        | 14        | 3        | 11       | 134       | 204       | 6          |

**PLAYOFFS**

Durham TurfDogs defeated Brampton Inferno 11-9

Iroquois Ironmen defeated Oshweken Demons 15-14

Toronto Shooting Stars defeated Durham TurfDogs 11-10 OT

Iroquois Ironmen defeated Niagara Lock Monsters 16-15 OT

Iroquois Ironmen defeated Toronto Shooting Stars 14-11

**2014 CANADIAN LACROSSE LEAGUE (CLAX)**

|                        | <u>GP</u> | <u>W</u> | <u>L</u> | <u>GF</u> | <u>GA</u> | <u>PTS</u> |
|------------------------|-----------|----------|----------|-----------|-----------|------------|
| Ohsweken Demons        | 8         | 7        | 1        | 127       | 97        | 14         |
| Niagara Lock Monsters* | 8         | 6        | 2        | 99        | 70        | 12         |
| Barrie Blizzard        | 8         | 4        | 4        | 97        | 114       | 8          |
| Southwest Cyclops      | 8         | 2        | 6        | 97        | 116       | 4          |
| Durham Turfdogs        | 8         | 1        | 7        | 83        | 106       | 2          |

**PLAYOFFS**

Ohsweken Demons defeated SouthWest Cyclops 12-10

Niagara Lock Monsters defeated Barrie Blizzard 9-8

Niagara Lock Monsters defeated Ohsweken Demons 10-9 OT

**2015 CANADIAN LACROSSE LEAGUE (CLAX)**

|                       | <u>GP</u> | <u>W</u> | <u>L</u> | <u>GF</u> | <u>GA</u> | <u>PTS</u> |
|-----------------------|-----------|----------|----------|-----------|-----------|------------|
| Barrie Blizzard*      | 8         | 6        | 2        | 92        | 76        | 12         |
| Ohsweken Demons       | 8         | 4        | 4        | 90        | 88        | 8          |
| Durham Turfdogs       | 8         | 4        | 4        | 92        | 92        | 8          |
| Southwest Cyclops     | 8         | 4        | 4        | 82        | 84        | 8          |
| Niagara Lock Monsters | 8         | 2        | 6        | 74        | 90        | 4          |

**PLAYOFFS**

Ohsweken Demons defeated Durham TurfDogs 13-11

Barrie Blizzard defeated Southwest Cyclops 14-8

Barrie Blizzard defeated Ohsweken Demons 13-12 OT

**2016 CANADIAN LACROSSE LEAGUE (CLAX)**

|                       | <u>GP</u> | <u>W</u> | <u>L</u> | <u>GF</u> | <u>GA</u> | <u>PTS</u> |
|-----------------------|-----------|----------|----------|-----------|-----------|------------|
| Niagara Lock Monsters | 10        | 7        | 3        | 130       | 94        | 14         |
| Durham Turfdogs*      | 10        | 6        | 4        | 133       | 118       | 12         |
| Barrie Blizzard       | 10        | 6        | 4        | 120       | 124       | 12         |
| Ohsweken Demons       | 10        | 4        | 6        | 115       | 147       | 8          |
| Southwest Cyclops     | 10        | 2        | 8        | 112       | 129       | 4          |

**PLAYOFFS**

Durham Turfdogs defeated Barrie Blizzard 13-12 OT

Ohsweken Demons defeated Niagara Lock Monsters 13-9

Durham Turfdogs defeated Ohsweken Demons 11-9

**CREATOR'S CUP CHAMPIONS**

|      | <u>Champion</u>              |
|------|------------------------------|
| 2012 | <b>Ohsweken Demons</b>       |
| 2013 | <b>Iroquois Ironmen</b>      |
| 2014 | <b>Niagara Lock Monsters</b> |
| 2015 | <b>Barrie Blizzard</b>       |
| 2016 | <b>Durham Turfdogs</b>       |

| <u>Finalist</u>        |
|------------------------|
| Iroquois Ironmen       |
| Toronto Shooting Stars |
| Ohsweken Demons        |
| Ohsweken Demons        |
| Ohsweken Demons        |

**Brampton Inferno / Southwest Cyclops**

|      |                   | <u>GP</u> | <u>W</u> | <u>L</u> | <u>GF</u> | <u>GA</u> | <u>PTS</u> |
|------|-------------------|-----------|----------|----------|-----------|-----------|------------|
| 2012 | Brampton Inferno  | 14        | 8        | 6        | 203       | 179       | 16         |
| 2013 | Brampton Inferno  | 14        | 8        | 6        | 170       | 170       | 16         |
| 2014 | Southwest Cyclops | 8         | 2        | 6        | 97        | 116       | 4          |
| 2015 | Southwest Cyclops | 8         | 4        | 4        | 82        | 84        | 8          |
| 2016 | Southwest Cyclops | 10        | 2        | 8        | 112       | 129       | 4          |

**Durham Turfdogs / Oshawa Turfdogs**

|             |                        | <u>GP</u> | <u>W</u> | <u>L</u> | <u>GF</u>  | <u>GA</u>  | <u>PTS</u> |
|-------------|------------------------|-----------|----------|----------|------------|------------|------------|
| 2012        | Durham Turfdogs        | 14        | 9        | 5        | 180        | 176        | 18         |
| 2013        | Oshawa Turfdogs        | 14        | 7        | 7        | 153        | 148        | 14         |
| 2014        | Durham Turfdogs        | 8         | 1        | 7        | 83         | 106        | 2          |
| 2015        | Durham Turfdogs        | 8         | 4        | 4        | 92         | 92         | 8          |
| <b>2016</b> | <b>Durham Turfdogs</b> | <b>10</b> | <b>6</b> | <b>4</b> | <b>133</b> | <b>118</b> | <b>12</b>  |

**Iroquois Ironmen**

|             |                         | <u>GP</u> | <u>W</u> | <u>L</u>  | <u>GF</u>  | <u>GA</u>  | <u>PTS</u> |
|-------------|-------------------------|-----------|----------|-----------|------------|------------|------------|
| 2012        | Iroquois Ironmen        | 14        | 6        | 8         | 179        | 189        | 12         |
| <b>2013</b> | <b>Iroquois Ironmen</b> | <b>14</b> | <b>4</b> | <b>10</b> | <b>166</b> | <b>196</b> | <b>8</b>   |

**Ohsweken Demons**

|             |                        | <u>GP</u> | <u>W</u> | <u>L</u> | <u>GF</u>  | <u>GA</u>  | <u>PTS</u> |
|-------------|------------------------|-----------|----------|----------|------------|------------|------------|
| <b>2012</b> | <b>Ohsweken Demons</b> | <b>14</b> | <b>8</b> | <b>6</b> | <b>187</b> | <b>173</b> | <b>16</b>  |
| 2013        | Ohsweken Demons        | 14        | 8        | 6        | 191        | 180        | 16         |
| 2014        | Ohsweken Demons        | 8         | 7        | 1        | 127        | 97         | 14         |
| 2015        | Ohsweken Demons        | 8         | 4        | 4        | 90         | 88         | 8          |
| 2016        | Ohsweken Demons        | 10        | 4        | 6        | 115        | 147        | 8          |

**Oshawa Machine / Toronto Shooting Stars**

|      |                        | <u>GP</u> | <u>W</u> | <u>L</u> | <u>GF</u> | <u>GA</u> | <u>PTS</u> |
|------|------------------------|-----------|----------|----------|-----------|-----------|------------|
| 2012 | Oshawa Machine         | 14        | 6        | 8        | 161       | 181       | 12         |
| 2013 | Toronto Shooting Stars | 14        | 8        | 6        | 160       | 147       | 16         |

**Peel Avengers / Niagara Lock Monsters**

|             |                              | <u>GP</u> | <u>W</u> | <u>L</u> | <u>GF</u> | <u>GA</u> | <u>PTS</u> |
|-------------|------------------------------|-----------|----------|----------|-----------|-----------|------------|
| 2012        | Peel Avengers                | 14        | 5        | 9        | 186       | 198       | 10         |
| 2013        | Niagara Lock Monsters        | 14        | 11       | 3        | 231       | 160       | 22         |
| <b>2014</b> | <b>Niagara Lock Monsters</b> | <b>8</b>  | <b>6</b> | <b>2</b> | <b>99</b> | <b>70</b> | <b>12</b>  |
| 2015        | Niagara Lock Monsters        | 8         | 2        | 6        | 74        | 90        | 4          |
| 2016        | Niagara Lock Monsters        | 10        | 7        | 3        | 130       | 94        | 14         |

**Barrie Blizzard**

|             |                        | <u>GP</u> | <u>W</u> | <u>L</u> | <u>GF</u> | <u>GA</u> | <u>PTS</u> |
|-------------|------------------------|-----------|----------|----------|-----------|-----------|------------|
| 2013        | Barrie Blizzard        | 14        | 3        | 11       | 134       | 204       | 6          |
| 2014        | Barrie Blizzard        | 8         | 4        | 4        | 97        | 114       | 8          |
| <b>2015</b> | <b>Barrie Blizzard</b> | <b>8</b>  | <b>6</b> | <b>2</b> | <b>92</b> | <b>76</b> | <b>12</b>  |
| 2016        | Barrie Blizzard        | 10        | 6        | 4        | 120       | 124       | 12         |



**UNITED WOMEN'S LACROSSE LEAGUE (UWLX)****2016-2018**

|           |                    |               |
|-----------|--------------------|---------------|
| 2016-2018 | Baltimore Ride     | <i>folded</i> |
| 2016-2018 | Boston Storm       | <i>folded</i> |
| 2016-2018 | Long Island Sound  | <i>folded</i> |
| 2016-2018 | Philadelphia Force | <i>folded</i> |

**2016 UNITED WOMEN'S LACROSSE LEAGUE (UWLX)**

|                    | <u>GP</u> | <u>W</u> | <u>L</u> | <u>GF</u> | <u>GA</u> | <u>PTS</u> | <u>GB</u> |
|--------------------|-----------|----------|----------|-----------|-----------|------------|-----------|
| Long Island Sound* | 8         | 6        | 2        | 100       | 79        | 12         | -         |
| Boston Storm       | 8         | 5        | 3        | 99        | 88        | 10         | 1         |
| Baltimore Ride     | 8         | 3        | 5        | 100       | 103       | 6          | 3         |
| Philadelphia Force | 8         | 2        | 6        | 72        | 101       | 4          | 4         |

## PLAYOFFS

Long Island Sound defeated Philadelphia Force 8-4

Boston Storm defeated Baltimore Ride 10-3

Long Island Sound defeated Boston Storm 13-8

**2017 UNITED WOMEN'S LACROSSE LEAGUE (UWLX)**

|                    | <u>GP</u> | <u>W</u> | <u>L</u> | <u>GF</u> | <u>GA</u> | <u>PTS</u> | <u>GB</u> |
|--------------------|-----------|----------|----------|-----------|-----------|------------|-----------|
| Long Island Sound* | 6         | 6        | 0        | 76        | 50        | 12         | -         |
| Philadelphia Force | 6         | 4        | 2        | 76        | 66        | 8          | 2         |
| Boston Storm       | 6         | 2        | 4        | 69        | 80        | 4          | 4         |
| Baltimore Ride     | 6         | 0        | 6        | 47        | 72        | 0          | 6         |

## PLAYOFFS

Long Island Sound defeated Baltimore 11-7

Boston Storm defeated Philadelphia Force 13-10

Long Island Sound defeated Boston Storm 16-8

**2018 UNITED WOMEN'S LACROSSE LEAGUE (UWLX)**

|                     | <u>GP</u> | <u>W</u> | <u>L</u> | <u>GF</u> | <u>GA</u> | <u>PTS</u> | <u>GB</u> |
|---------------------|-----------|----------|----------|-----------|-----------|------------|-----------|
| Philadelphia Force* | 4         | 4        | 0        | 57        | 35        | 8          | -         |
| Boston Storm        | 4         | 3        | 1        | 38        | 42        | 6          | 1         |
| Baltimore Ride      | 4         | 1        | 3        | 38        | 47        | 2          | 3         |
| Long Island Sound   | 4         | 0        | 4        | 39        | 48        | 0          | 4         |

## PLAYOFFS

Philadelphia Force defeated Long Island Sound 15-10

Boston Storm defeated Baltimore Ride 8-7

Philadelphia Force defeated Boston Storm 13-7

**UNITED WOMEN'S LACROSSE LEAGUE – PLAYOFF CHAMPIONS**

|      | <u>Champion</u>           | <u>Finalist</u> |
|------|---------------------------|-----------------|
| 2016 | <b>Long Island Sound</b>  | Boston Storm    |
| 2017 | <b>Long Island Sound</b>  | Boston Storm    |
| 2018 | <b>Philadelphia Force</b> | Boston Storm    |

**BALTIMORE RIDE**

|      |                | <u>GP</u> | <u>W</u> | <u>L</u> | <u>GF</u> | <u>GA</u> | <u>PTS</u> |
|------|----------------|-----------|----------|----------|-----------|-----------|------------|
| 2016 | Baltimore Ride | 8         | 3        | 5        | 100       | 103       | 6          |
| 2017 | Baltimore Ride | 6         | 0        | 6        | 47        | 72        | 0          |
| 2018 | Baltimore Ride | 4         | 1        | 3        | 38        | 47        | 2          |

**BOSTON STORM**

|      |              | <u>GP</u> | <u>W</u> | <u>L</u> | <u>GF</u> | <u>GA</u> | <u>PTS</u> |
|------|--------------|-----------|----------|----------|-----------|-----------|------------|
| 2016 | Boston Storm | 8         | 5        | 3        | 99        | 88        | 10         |
| 2017 | Boston Storm | 6         | 2        | 4        | 69        | 80        | 4          |
| 2018 | Boston Storm | 4         | 3        | 1        | 38        | 42        | 6          |

**LONG ISLAND SOUND**

|             |                          | <u>GP</u> | <u>W</u> | <u>L</u> | <u>GF</u>  | <u>GA</u> | <u>PTS</u> |
|-------------|--------------------------|-----------|----------|----------|------------|-----------|------------|
| <b>2016</b> | <b>Long Island Sound</b> | <b>8</b>  | <b>6</b> | <b>2</b> | <b>100</b> | <b>79</b> | <b>12</b>  |
| <b>2017</b> | <b>Long Island Sound</b> | <b>6</b>  | <b>6</b> | <b>0</b> | <b>76</b>  | <b>50</b> | <b>12</b>  |
| 2018        | Long Island Sound        | 4         | 0        | 4        | 39         | 48        | 0          |

**PHILADELPHIA FORCE**

|             |                           | <u>GP</u> | <u>W</u> | <u>L</u> | <u>GF</u> | <u>GA</u> | <u>PTS</u> |
|-------------|---------------------------|-----------|----------|----------|-----------|-----------|------------|
| 2016        | Philadelphia Force        | 8         | 2        | 6        | 72        | 101       | 4          |
| 2017        | Philadelphia Force        | 6         | 4        | 2        | 76        | 66        | 8          |
| <b>2018</b> | <b>Philadelphia Force</b> | <b>4</b>  | <b>4</b> | <b>0</b> | <b>57</b> | <b>35</b> | <b>8</b>   |

**REGIONAL BOX LACROSSE LEAGUE**  
**INTERSTATE BOX LACROSSE ASSOCIATION**

**2016-2016**  
**2017-2021**

**COLORADO REGIONAL BOX LACROSSE LEAGUE**

|           |                                |                                    |
|-----------|--------------------------------|------------------------------------|
| 2016-2019 | Mile High Stars (Fort Collins) | <i>suspended operations</i>        |
| 2016-2018 | Parker Rangers                 | <i>folded</i>                      |
| 2017-2017 | Colorado Springs Wolves        | <i>transferred to Fort Collins</i> |
| 2017-2017 | Denver Buzz                    | <i>renamed Otters</i>              |
| 2018-2019 | Denver Otters                  | <i>folded</i>                      |
| 2018-2019 | Fort Collins Night Owls        | <i>suspended operations</i>        |

**MINNESOTA REGIONAL BOX LACROSSE LEAGUE**

|           |                                   |  |
|-----------|-----------------------------------|--|
| 2017-2017 | Blaine Lycans                     | <i>renamed Minneapolis Wheat Kings</i>           |
| 2017-2018 | Hastings Walleye                  | <i>renamed Eastside Freeze</i>                   |
| 2018-2020 | Lakeville Lumberjacks             | <i>renamed North Metro Nordiques</i>             |
| 2018-2021 | Minneapolis Wheat Kings           | <i>joined North American Box Lacrosse League</i> |
| 2019-2021 | Eastside Freeze (Hastings)        | <i>joined North American Box Lacrosse League</i> |
| 2021-2021 | Inner Grove Isotopes              | <i>joined North American Box Lacrosse League</i> |
| 2021-2021 | North Metro Nordiques (Lakeville) | <i>folded</i>                                    |

**OREGON REGIONAL BOX LACROSSE LEAGUE**

**PACIFIC NORTH WEST REGIONAL BOX LACROSSE LEAGUE**

|           |                         |  |
|-----------|-------------------------|--|
| 2017-2017 | Beaverton Mountaineers  | <i>merged with Portland</i>                      |
| 2017-2017 | Portland River Monsters | <i>renamed Voodoo</i>                            |
| 2018-2018 | Bend Knights            | <i>renamed Brewers prior to season</i>           |
| 2018-2018 | Bend Brewers            | <i>folded prior to season</i>                    |
| 2018-2021 | Portland Voodoo         | <i>joined North American Box Lacrosse League</i> |
| 2018-2018 | Tacoma Express          | <i>transferred to Everett</i>                    |
| 2019-2021 | Everett Express         | <i>joined North American Box Lacrosse League</i> |
| 2020-2021 | Seattle Kings           | <i>joined North American Box Lacrosse League</i> |

**NEW ENGLAND REGIONAL BOX LACROSSE LEAGUE**

|           |                               |  |
|-----------|-------------------------------|--|
| 2018-2021 | Auburn Aviators               | <i>folded</i>                                    |
| 2018-2021 | Cambridge Nor'easters         | <i>joined North American Box Lacrosse League</i> |
| 2018-2018 | Mill City Hitmen (Chelmsford) | <i>folded</i>                                    |
| 2019-2021 | Maine Northmen (Biddeford)    | <i>joined North American Box Lacrosse League</i> |

**OHIO REGIONAL BOX LACROSSE LEAGUE**

|           |                         |  |
|-----------|-------------------------|--|
| 2018-2021 | Cincinnati Flying Pigs  | <i>folded</i>                                    |
| 2018-2020 | Columbus Crows          | <i>renamed Ohio Coyotes</i>                      |
| 2019-2021 | Louisville Canards      | <i>joined North American Box Lacrosse League</i> |
| 2019-2019 | Detroit Hooligans       | <i>joined RBLL Michigan</i>                      |
| 2020-2020 | Nashville Ignite        | <i>joined RBLL Appalachia</i>                    |
| 2021-2021 | Cleveland Demons        | <i>folded</i>                                    |
| 2021-2021 | Ohio (Columbus) Coyotes | <i>joined North American Box Lacrosse League</i> |

### **NEW JERSEY REGIONAL BOX LACROSSE LEAGUE**

|           |                         |                                  |
|-----------|-------------------------|----------------------------------|
| 2018-2018 | Morristown Madhatters   | <i>renamed Rally</i>             |
| 2018-2018 | Voorhees Alphas         | <i>folded</i>                    |
| 2019-2021 | Morristown Rally        | <i>folded</i>                    |
| 2019-2021 | Philadelphia Phunk      | <i>folded</i>                    |
| 2019-2020 | Long Island Sharks      | <i>folded</i>                    |
| 2020-2020 | Hudson Valley Snappers  | <i>folded</i>                    |
| 2020-2020 | New York City Spiders   | <i>joined RBLLE Empire South</i> |
| 2021-2021 | Aberdeen Olympus        | <i>folded</i>                    |
| 2021-2021 | Delco Devils (Broomall) | <i>folded</i>                    |

### **MISSOURI REGIONAL BOX LACROSSE LEAGUE**

|           |                               |               |
|-----------|-------------------------------|---------------|
| 2018-2019 | River City BlueCats (Ballwin) | <i>folded</i> |
| 2018-2019 | St. Louis Centurions          | <i>folded</i> |
| 2019-2019 | Kansas City Cottonmouths      | <i>folded</i> |

### **NEBRASKA REGIONAL BOX LACROSSE LEAGUE**

|           |                          |               |
|-----------|--------------------------|---------------|
| 2019-2021 | Aksarben Stampede        | <i>folded</i> |
| 2019-2021 | Ralston Regals           | <i>folded</i> |
| 2020-2021 | Iowa Dogfish (Davenport) | <i>folded</i> |

### **CALIFORNIA REGIONAL BOX LACROSSE LEAGUE**

|           |                                   |                                 |
|-----------|-----------------------------------|---------------------------------|
| 2019-2019 | Huntington Beach Dukes            | <i>renamed Screamin' Eagles</i> |
| 2019-2021 | Irvine Skyfire                    | <i>folded</i>                   |
| 2020-2021 | Huntington Beach Screamin' Eagles | <i>folded</i>                   |
| 2020-2021 | San Diego Whalers                 | <i>folded</i>                   |

### **EMPIRE NORTH REGIONAL BOX LACROSSE LEAGUE**

|           |                        |  |
|-----------|------------------------|--|
| 2020-2021 | Albany Hyenas          | <i>folded</i>                                    |
| 2020-2020 | Newburgh NightPandas   | <i>renamed Saugerties NightPandas</i>            |
| 2021-2021 | Salt City Eels         | <i>joined North American Box Lacrosse League</i> |
| 2021-2021 | Saugerties NightPandas | <i>joined North American Box Lacrosse League</i> |
| 2021-2021 | Utica Yeti             | <i>joined North American Box Lacrosse League</i> |

### **PENNSYLVANIA REGIONAL BOX LACROSSE LEAGUE**

|           |                       |  |
|-----------|-----------------------|--|
| 2020-2021 | Mooncrest Munitionz   | <i>joined North American Box Lacrosse League</i> |
| 2020-2020 | Murrysville Haymakerz | <i>folded</i>                                    |
| 2021-2021 | Pittsburgh Gnomes     | <i>joined North American Box Lacrosse League</i> |
| 2021-2021 | Seneca Marksmen       | <i>folded</i>                                    |

### **SOUTHEAST REGIONAL BOX LACROSSE LEAGUE**

#### **APPALACHIA REGIONAL BOX LACROSSE LEAGUE**

|           |                     |  |
|-----------|---------------------|--|
| 2020-2021 | Charlotte Reapers   | <i>joined North American Box Lacrosse League</i> |
| 2020-2021 | East Cobb Hedgehogs | <i>folded</i>                                    |
| 2021-2021 | Nashville Ignite    | <i>joined North American Box Lacrosse League</i> |

### **MICHIGAN REGIONAL BOX LACROSSE LEAGUE**

|           |                        |  |
|-----------|------------------------|--|
| 2020-2021 | Grand Rapids Grizzlies | <i>joined North American Box Lacrosse League</i> |
| 2020-2021 | Detroit Hooligans      | <i>joined North American Box Lacrosse League</i> |
| 2021-2021 | Chicago Doughboys      | <i>folded</i>                                    |
| 2021-2021 | Rouge River Steelheads | <i>folded</i>                                    |

### EMPIRE SOUTH REGIONAL BOX LACROSSE LEAGUE

|           |                                  |               |
|-----------|----------------------------------|---------------|
| 2021-2021 | Hudson Valley Arsenal (Newburgh) | <i>folded</i> |
| 2021-2021 | New York City Spiders            | <i>folded</i> |
| 2021-2021 | Orangeburg 845 Silver Foxes      | <i>folded</i> |

### FLORIDA REGIONAL BOX LACROSSE LEAGUE

|           |                    |               |
|-----------|--------------------|---------------|
| 2021-2021 | Orlando Rockets    | <i>folded</i> |
| 2021-2021 | Tampa Bay Twisters | <i>folded</i> |

### LOUISIANA REGIONAL BOX LACROSSE LEAGUE

|           |                     |               |
|-----------|---------------------|---------------|
| 2021-2021 | Baton Rouge Redfish | <i>folded</i> |
| 2021-2021 | New Orleans Mambo   | <i>folded</i> |

### MARYLAND REGIONAL BOX LACROSSE LEAGUE

|           |                       |  |
|-----------|-----------------------|--|
| 2021-2021 | Baltimore Bombers     | <i>folded</i>                                    |
| 2021-2021 | Maryland Arrows       | <i>joined North American Box Lacrosse League</i> |
| 2021-2021 | Virginia Golden Bears | <i>joined North American Box Lacrosse League</i> |
| 2021-2021 | Westminster Wild      | <i>joined North American Box Lacrosse League</i> |

### ROCKY MOUNTAIN REGIONAL BOX LACROSSE LEAGUE

|           |                   |               |
|-----------|-------------------|---------------|
| 2021-2021 | Denver Roughnecks | <i>folded</i> |
| 2021-2021 | Salt Lake Storm   | <i>folded</i> |

### TEXAS REGIONAL BOX LACROSSE LEAGUE

|           |                  |               |
|-----------|------------------|---------------|
| 2021-2021 | Austin Jazz      | <i>folded</i> |
| 2021-2021 | Austin Scorpions | <i>folded</i> |

### 2016 REGIONAL BOX LACROSSE LEAGUE

|                              | <u>GP</u> | <u>W</u> | <u>L</u> | <u>T</u> | <u>GF</u> | <u>GA</u> | <u>PTS</u> |
|------------------------------|-----------|----------|----------|----------|-----------|-----------|------------|
| Parker Rangers*              | 3         | 3        | 0        | 0        | 33        | 22        | 6          |
| Fort Collins Mile High Stars | 3         | 0        | 3        | 0        | 22        | 33        | 0          |

#### FRONT RANGE CUP

Parker Rangers defeated Fort Collins Mile High Stars 3 games to 0 (8-7, 15-10, 10-5)

### 2017 INTERSTATE BOX LACROSSE ASSOCIATION

|                              | <u>GP</u> | <u>W</u> | <u>L</u> | <u>T</u> | <u>OL</u> | <u>GF</u> | <u>GA</u> | <u>PTS</u> |
|------------------------------|-----------|----------|----------|----------|-----------|-----------|-----------|------------|
| Parker Rangers*              | 6         | 6        | 0        | 0        | 0         | 91        | 37        | 12         |
| Fort Collins Mile High Stars | 6         | 4        | 2        | 0        | 0         | 82        | 64        | 8          |
| Denver Buzz                  | 6         | 1        | 5        | 0        | 0         | 50        | 83        | 2          |
| Colorado Springs Wolves      | 6         | 1        | 5        | 0        | 0         | 48        | 87        | 2          |

#### PLAYOFFS

Fort Collins Mile High Stars defeated Denver Buzz 22-11

#### FRONT RANGE CUP

Parker Rangers defeated Fort Collins Mile High Stars 2 games to 1 (12-13, 10-9, 13-10)

|                              | <u>GP</u> | <u>W</u> | <u>L</u> | <u>T</u> | <u>OL</u> | <u>GF</u> | <u>GA</u> | <u>PTS</u> |
|------------------------------|-----------|----------|----------|----------|-----------|-----------|-----------|------------|
| Parker Rangers               | 3         | 3        | 0        | 0        | 0         | 29        | 10        | 6          |
| Denver Buzz                  | 2         | 1        | 1        | 0        | 0         | 5         | 13        | 2          |
| Fort Collins Mile High Stars | 2         | 1        | 1        | 0        | 0         | 34        | 29        | 2          |
| Colorado Springs Wolves      | 3         | 0        | 3        | 0        | 0         | 13        | 29        | 0          |

#### PLATTE CUP

Parker Rangers defeated Denver Buzz

| MINNESOTA SENIOR 'A' LEAGUE | <u>GP</u> | <u>W</u> | <u>L</u> | <u>T</u> | <u>OL</u> | <u>GF</u> | <u>GA</u> | <u>PTS</u> |
|-----------------------------|-----------|----------|----------|----------|-----------|-----------|-----------|------------|
| Hastings Walleye            | 6         | 4        | 2        | 0        | 0         | 77        | 66        | 8          |
| Blaine Lycans               | 6         | 2        | 4        | 0        | 0         | 66        | 77        | 4          |

| OREGON SENIOR 'A' LEAGUE | <u>GP</u> | <u>W</u> | <u>L</u> | <u>T</u> | <u>OL</u> | <u>GF</u> | <u>GA</u> | <u>PTS</u> |
|--------------------------|-----------|----------|----------|----------|-----------|-----------|-----------|------------|
| Portland River Monsters  | 5         | 4        | 1        | 0        | 0         | 99        | 66        | 8          |
| Beaverton Mountaineers   | 5         | 1        | 4        | 0        | 0         | 66        | 99        | 2          |

#### IBLA NATIONALS

Parker Rangers defeated Portland River Monsters 17-6  
Parker Rangers defeated Hastings Walleye 16-5  
Hastings Walleye defeated Portland River Monsters 12-2

#### IBLA CHAMPIONSHIP

Parker Rangers defeated Hastings Walleye 22-2

### 2018 INTERSTATE BOX LACROSSE ASSOCIATION

| COLORADO SENIOR 'A' LEAGUE | <u>GP</u> | <u>W</u> | <u>L</u> | <u>T</u> | <u>OL</u> | <u>GF</u> | <u>GA</u> | <u>PTS</u> |
|----------------------------|-----------|----------|----------|----------|-----------|-----------|-----------|------------|
| Mile High Stars            | 6         | 6        | 0        | 0        | 0         | 91        | 47        | 12         |
| Parker Rangers             | 6         | 4        | 1        | 0        | 1         | 87        | 51        | 9          |
| Denver Otters              | 6         | 2        | 4        | 0        | 0         | 53        | 85        | 4          |
| Fort Collins Night Owls    | 6         | 0        | 6        | 0        | 0         | 28        | 76        | 0          |

| COLORADO SENIOR 'B' LEAGUE | <u>GP</u> | <u>W</u> | <u>L</u> | <u>T</u> | <u>OL</u> | <u>GF</u> | <u>GA</u> | <u>PTS</u> |
|----------------------------|-----------|----------|----------|----------|-----------|-----------|-----------|------------|
| Denver Buzz                | 0         | 0        | 0        | 0        | 0         | 0         | 0         | 0          |
| Mile High Stars            | 0         | 0        | 0        | 0        | 0         | 0         | 0         | 0          |

| MINNESOTA SENIOR 'A' LEAGUE | <u>GP</u> | <u>W</u> | <u>L</u> | <u>T</u> | <u>OL</u> | <u>GF</u> | <u>GA</u> | <u>PTS</u> |
|-----------------------------|-----------|----------|----------|----------|-----------|-----------|-----------|------------|
| Hastings Walleye            | 3         | 2        | 1        | 0        | 0         | 48        | 33        | 4          |
| Minneapolis Wheat Kings     | 3         | 2        | 1        | 0        | 0         | 49        | 28        | 4          |
| Lakeville Lumberjacks       | 4         | 1        | 3        | 0        | 0         | 26        | 52        | 2          |

| NEW ENGLAND SENIOR 'A' LEAGUE | <u>GP</u> | <u>W</u> | <u>L</u> | <u>T</u> | <u>OL</u> | <u>GF</u> | <u>GA</u> | <u>PTS</u> |
|-------------------------------|-----------|----------|----------|----------|-----------|-----------|-----------|------------|
| Cambridge Nor'easters*        | 5         | 5        | 0        | 0        | 0         | 110       | 54        | 10         |
| Auburn Aviators               | 6         | 2        | 4        | 0        | 0         | 64        | 86        | 4          |
| Mill City Hitmen              | 5         | 1        | 4        | 0        | 0         | 41        | 75        | 2          |

| NEW JERSEY SENIOR 'A' LEAGUE | <u>GP</u> | <u>W</u> | <u>L</u> | <u>T</u> | <u>OL</u> | <u>GF</u> | <u>GA</u> | <u>PTS</u> |
|------------------------------|-----------|----------|----------|----------|-----------|-----------|-----------|------------|
| Voorhees Alphas              | 2         | 2        | 0        | 0        | 0         | 10        | 7         | 4          |
| Morristown Madhatters        | 2         | 0        | 2        | 0        | 0         | 7         | 10        | 0          |

| OHIO SENIOR 'A' LEAGUE | <u>GP</u> | <u>W</u> | <u>L</u> | <u>T</u> | <u>OL</u> | <u>GF</u> | <u>GA</u> | <u>PTS</u> |
|------------------------|-----------|----------|----------|----------|-----------|-----------|-----------|------------|
| Columbus Crows         | 5         | 4        | 0        | 0        | 1         | 81        | 56        | 9          |
| Cincinnati Flying Pigs | 5         | 1        | 4        | 0        | 0         | 56        | 81        | 2          |

| MISSOURI SENIOR 'A' LEAGUE | <u>GP</u> | <u>W</u> | <u>L</u> | <u>T</u> | <u>OL</u> | <u>GF</u> | <u>GA</u> | <u>PTS</u> |
|----------------------------|-----------|----------|----------|----------|-----------|-----------|-----------|------------|
| St. Louis Centurions       | 4         | 3        | 1        | 0        | 0         | 63        | 53        | 6          |
| River City BlueCats        | 4         | 1        | 2        | 0        | 1         | 53        | 63        | 3          |

| PACIFIC NORTH WEST SENIOR 'B' LEAGUE | <u>GP</u> | <u>W</u> | <u>L</u> | <u>T</u> | <u>OL</u> | <u>GF</u> | <u>GA</u> | <u>PTS</u> |
|--------------------------------------|-----------|----------|----------|----------|-----------|-----------|-----------|------------|
| Portland Voodoo                      | 2         | 1        | 1        | 0        | 0         | 25        | 20        | 2          |
| Tacoma Express                       | 2         | 1        | 1        | 0        | 0         | 20        | 25        | 2          |
| Bend Knights / Bend Brewers          | 0         | 0        | 0        | 0        | 0         | 0         | 0         | 0          |

*Bend Brewers folded prior to the start of the season*  
*Bend Knights renamed Brewers prior to season*

#### IBLA NATIONALS – ROUND ROBIN

Columbus Crows defeated Hastings Walleye 10-8  
Mile High Stars defeated St. Louis Centurions 10-8  
Cambridge Nor'easters defeated Columbus Crows 12-5  
Hastings Walleye defeated St. Louis Centurions 14-7  
Mile High Stars defeated Cambridge Nor'easters 14-5

#### QUARTER-FINAL

Columbus Crows defeated St. Louis Centurions 11-10

SEMI-FINALS

Mile High Stars defeated Columbus Crows 12-9  
 Cambridge Nor'easters defeated Hastings Walleye 12-9

IBLA CHAMPIONSHIP

Cambridge Nor'easters defeated Mile High Stars 14-6

IBLA SENIOR 'B' NATIONALS

Portland Voodoo defeated Colorado

2019 INTERSTATE BOX LACROSSE ASSOCIATION

|                                  | <u>GP</u> | <u>W</u> | <u>L</u> | <u>T</u> | <u>OL</u> | <u>GF</u> | <u>GA</u> | <u>PTS</u> |
|----------------------------------|-----------|----------|----------|----------|-----------|-----------|-----------|------------|
| <b>RBLL – COLORADO</b>           |           |          |          |          |           |           |           |            |
| Mile High Stars                  | 2         | 2        | 0        | 0        | 0         | 30        | 9         | 4          |
| Fort Collins Night Owls          | 2         | 0        | 2        | 0        | 0         | 9         | 30        | 0          |
| Denver Otters                    | 0         | 0        | 0        | 0        | 0         | 0         | 0         | 0          |
| <b>RBLL – MINNESOTA</b>          |           |          |          |          |           |           |           |            |
| Minneapolis Wheat Kings          | 6         | 6        | 0        | 0        | 0         | 105       | 46        | 12         |
| Eastside Freeze                  | 6         | 2        | 4        | 0        | 0         | 60        | 72        | 4          |
| Lakeville Lumberjacks            | 6         | 1        | 5        | 0        | 0         | 41        | 88        | 2          |
| <b>RBLL – NEW ENGLAND</b>        |           |          |          |          |           |           |           |            |
| Maine Northmen*                  | 6         | 6        | 0        | 0        | 0         | 129       | 51        | 12         |
| Cambridge Nor'easters            | 6         | 2        | 4        | 0        | 0         | 82        | 120       | 4          |
| Auburn Aviators                  | 6         | 1        | 5        | 0        | 0         | 86        | 126       | 2          |
| <b>RBLL – NEW JERSEY</b>         |           |          |          |          |           |           |           |            |
| Morristown Rally                 | 6         | 3        | 3        | 0        | 0         | 57        | 62        | 6          |
| Philadelphia Phunk               | 6         | 3        | 3        | 0        | 0         | 73        | 66        | 6          |
| Long Island Sharks               | 6         | 3        | 3        | 0        | 0         | 64        | 66        | 6          |
| <b>RBLL – OHIO</b>               |           |          |          |          |           |           |           |            |
| Louisville Canards               | 5         | 5        | 0        | 0        | 0         | 103       | 49        | 10         |
| Columbus Crows                   | 6         | 3        | 3        | 0        | 0         | 87        | 76        | 6          |
| Detroit Hooligans                | 6         | 3        | 3        | 0        | 0         | 82        | 77        | 6          |
| Cincinnati Flying Pigs           | 5         | 0        | 5        | 0        | 0         | 32        | 102       | 0          |
| <b>RBLL – MISSOURI</b>           |           |          |          |          |           |           |           |            |
| St. Louis Centurions             | 5         | 4        | 1        | 0        | 0         | 82        | 58        | 8          |
| River City BlueCats              | 6         | 4        | 2        | 0        | 0         | 113       | 80        | 8          |
| Kansas City Cottonmouths         | 5         | 0        | 5        | 0        | 0         | 44        | 101       | 0          |
| <b>RBLL – NEBRASKA</b>           |           |          |          |          |           |           |           |            |
| Ralston Regals                   | 5         | 3        | 2        | 0        | 0         | 78        | 59        | 6          |
| Aksarben Stampede                | 5         | 2        | 2        | 0        | 1         | 59        | 78        | 5          |
| <b>RBLL – PACIFIC NORTH WEST</b> |           |          |          |          |           |           |           |            |
| Everett Express                  | 1         | 1        | 0        | 0        | 0         | 18        | 0         | 2          |
| Portland Voodoo                  | 1         | 0        | 1        | 0        | 0         | 0         | 18        | 0          |
| <b>RBLL – CALIFORNIA</b>         |           |          |          |          |           |           |           |            |
| Irvine Skyfire                   | 6         | 5        | 1        | 0        | 0         | 83        | 49        | 10         |
| Huntington Beach Dukes           | 6         | 1        | 4        | 0        | 1         | 49        | 83        | 3          |

IBLA NATIONALS – ROUND ROBIN

Portland Voodoo defeated Ralston Regals 15-6  
 Minneapolis Wheat Kings defeated Irvine Skyfire 13-4  
 Mile High Stars defeated Huntington Beach Dukes 7-3  
 Louisville Canards defeated Ralston Regals 26-2  
 Morristown Rally defeated Irvine Skyfire 7-4

Ralston Regals defeated Huntington Beach Dukes 9-7  
 Portland Voodoo defeated Irvine Skyfire 10-5  
 Mile High Stars defeated Morristown Rally 7-2  
 Maine Northmen defeated Ralston Regals 18-2  
 Louisville Canards defeated Portland Voodoo 16-5

## SEMI-FINAL

Louisville Canards defeated Minneapolis Wheat Kings 11-10 (OT)

## IBLA CHAMPIONSHIP

Maine Northmen defeated Louisville Canards 17-14

**2020 INTERSTATE BOX LACROSSE ASSOCIATION**

|                                   |           |          |          |          |           |           |           |            |
|-----------------------------------|-----------|----------|----------|----------|-----------|-----------|-----------|------------|
| RBLL – NEW ENGLAND                | <u>GP</u> | <u>W</u> | <u>L</u> | <u>T</u> | <u>OL</u> | <u>GF</u> | <u>GA</u> | <u>PTS</u> |
| Auburn Aviators                   |           |          |          |          |           |           |           |            |
| Cambridge Nor'easters             |           |          |          |          |           |           |           |            |
| Maine Northmen                    |           |          |          |          |           |           |           |            |
| RBLL – EMPIRE NORTH               | <u>GP</u> | <u>W</u> | <u>L</u> | <u>T</u> | <u>OL</u> | <u>GF</u> | <u>GA</u> | <u>PTS</u> |
| Albany Hyenas                     | 5         | 4        | 1        | 0        | 0         | 95        | 75        | 8          |
| Newburgh NightPandas              | 5         | 1        | 4        | 0        | 0         | 75        | 95        | 2          |
| RBLL – NEW JERSEY                 | <u>GP</u> | <u>W</u> | <u>L</u> | <u>T</u> | <u>OL</u> | <u>GF</u> | <u>GA</u> | <u>PTS</u> |
| Philadelphia Phunk*               | 6         | 6        | 0        | 0        | 0         | 96        | 55        | 12         |
| Morristown Rally                  | 6         | 4        | 2        | 0        | 0         | 91        | 59        | 8          |
| Long Island Sharks                | 6         | 3        | 3        | 0        | 0         | 76        | 70        | 6          |
| Hudson Valley Snappers            | 6         | 2        | 3        | 0        | 1         | 75        | 82        | 5          |
| New York City Spiders             | 6         | 0        | 6        | 0        | 0         | 42        | 114       | 0          |
| RBLL – PENNSYLVANIA               | <u>GP</u> | <u>W</u> | <u>L</u> | <u>T</u> | <u>OL</u> | <u>GF</u> | <u>GA</u> | <u>PTS</u> |
| Mooncrest Munitionz               | 2         | 2        | 0        | 0        | 0         | 56        | 20        | 4          |
| Murrysville Haymakerz             | 2         | 0        | 2        | 0        | 0         | 20        | 56        | 0          |
| RBLL – SOUTHEAST                  | <u>GP</u> | <u>W</u> | <u>L</u> | <u>T</u> | <u>OL</u> | <u>GF</u> | <u>GA</u> | <u>PTS</u> |
| Charlotte Reapers                 |           |          |          |          |           |           |           |            |
| East Cobb Hedgehogs               |           |          |          |          |           |           |           |            |
| RBLL – OHIO                       | <u>GP</u> | <u>W</u> | <u>L</u> | <u>T</u> | <u>OL</u> | <u>GF</u> | <u>GA</u> | <u>PTS</u> |
| Cincinnati Flying Pigs            |           |          |          |          |           |           |           |            |
| Columbus Crows                    |           |          |          |          |           |           |           |            |
| Louisville Canards                |           |          |          |          |           |           |           |            |
| Nashville Ignite                  |           |          |          |          |           |           |           |            |
| RBLL – MICHIGAN                   | <u>GP</u> | <u>W</u> | <u>L</u> | <u>T</u> | <u>OL</u> | <u>GF</u> | <u>GA</u> | <u>PTS</u> |
| Grand Rapids Grizzlies            | 4         | 4        | 0        | 0        | 0         | 61        | 25        | 8          |
| Detroit Hooligans                 | 4         | 0        | 4        | 0        | 0         | 25        | 61        | 0          |
| RBLL – MINNESOTA                  | <u>GP</u> | <u>W</u> | <u>L</u> | <u>T</u> | <u>OL</u> | <u>GF</u> | <u>GA</u> | <u>PTS</u> |
| Minneapolis Wheat Kings           | 6         | 5        | 1        | 0        | 0         | 100       | 62        | 10         |
| Eastside Freeze                   | 6         | 4        | 2        | 0        | 0         | 78        | 56        | 8          |
| Lakeville Lumberjacks             | 6         | 0        | 6        | 0        | 0         | 36        | 96        | 0          |
| RBLL – NEBRASKA                   | <u>GP</u> | <u>W</u> | <u>L</u> | <u>T</u> | <u>OL</u> | <u>GF</u> | <u>GA</u> | <u>PTS</u> |
| Aksarben Stampede                 | 6         | 4        | 1        | 0        | 1         | 88        | 73        | 9          |
| Ralston Regals                    | 6         | 4        | 2        | 0        | 0         | 89        | 90        | 8          |
| Iowa Dogfish                      | 6         | 1        | 4        | 0        | 1         | 86        | 100       | 3          |
| RBLL – PACIFIC NORTH WEST         | <u>GP</u> | <u>W</u> | <u>L</u> | <u>T</u> | <u>OL</u> | <u>GF</u> | <u>GA</u> | <u>PTS</u> |
| Everett Express                   |           |          |          |          |           |           |           |            |
| Portland Voodoo                   |           |          |          |          |           |           |           |            |
| Seattle Kings                     |           |          |          |          |           |           |           |            |
| RBLL – CALIFORNIA                 | <u>GP</u> | <u>W</u> | <u>L</u> | <u>T</u> | <u>OL</u> | <u>GF</u> | <u>GA</u> | <u>PTS</u> |
| Huntington Beach Screamin' Eagles |           |          |          |          |           |           |           |            |
| Irvine Skyfire                    |           |          |          |          |           |           |           |            |
| San Diego Whalers                 |           |          |          |          |           |           |           |            |



IBLA NATIONALS – ROUND ROBIN

| MAPLE GROUP            | <u>GP</u> | <u>W</u> | <u>L</u> | <u>T</u> | <u>GF</u> | <u>GA</u> | <u>PTS</u> |
|------------------------|-----------|----------|----------|----------|-----------|-----------|------------|
| Mooncrest Munitionz    | 4         | 3        | 1        | 0        | 27        | 14        | 6          |
| Grand Rapids Grizzlies | 4         | 3        | 1        | 0        | 21        | 21        | 6          |
| Louisville Canards     | 4         | 3        | 1        | 0        | 34        | 23        | 6          |
| San Diego Whalers      | 4         | 1        | 3        | 0        | 25        | 23        | 2          |
| Aksarben Stampede      | 4         | 0        | 4        | 0        | 12        | 38        | 0          |

Mooncrest Munitionz defeated Grand Rapids Grizzlies 7-3  
 Louisville Canards defeated Aksarben Stampede 11-6  
 Mooncrest Munitionz defeated San Diego Whalers 5-4  
 Grand Rapids Grizzlies defeated Louisville Canards 6-5  
 San Diego Whalers defeated Aksarben Stampede 11-0  
 Mooncrest Munitionz defeated Aksarben Stampede 10-1  
 Louisville Canards defeated Mooncrest Munitionz 6-5  
 Grand Rapids Grizzlies defeated Aksarben Stampede 6-5  
 Louisville Canards defeated San Diego Whalers 12-6  
 Grand Rapids Grizzlies defeated San Diego Whalers 6-4

| STEEL GROUP             | <u>GP</u> | <u>W</u> | <u>L</u> | <u>T</u> | <u>GF</u> | <u>GA</u> | <u>PTS</u> |
|-------------------------|-----------|----------|----------|----------|-----------|-----------|------------|
| Philadelphia Phunk*     | 4         | 3        | 1        | 0        | 24        | 18        | 6          |
| Minneapolis Wheat Kings | 4         | 2        | 1        | 1        | 22        | 17        | 5          |
| Albany Hyenas           | 4         | 2        | 2        | 0        | 27        | 25        | 4          |
| Maine Northmen          | 4         | 1        | 2        | 1        | 24        | 28        | 3          |
| Charlotte Reapers       | 4         | 1        | 3        | 0        | 24        | 33        | 2          |

Philadelphia Phunk defeated Albany Hyenas 6-3  
 Minneapolis Wheat Kings defeated Charlotte Reapers 10-3  
 Philadelphia Phunk defeated Maine Northmen 7-5  
 Maine Northmen defeated Albany Hyenas 9-8  
 Philadelphia Phunk defeated Charlotte Reapers 7-5  
 Albany Hyenas defeated Minneapolis Wheat Kings 6-3  
 Charlotte Reapers defeated Maine Northmen 9-6  
 Minneapolis Wheat Kings defeated Philadelphia Phunk 5-4  
 Minneapolis Wheat Kings tied Maine Northmen 4-4  
 Albany Hyenas defeated Charlotte Reapers 10-7

ELIMINATION ROUND

Minneapolis Wheat Kings defeated Louisville Canards 8-4  
 Grand Rapids Grizzlies defeated Albany Hyenas 7-5

SEMI-FINALS

Minneapolis Wheat Kings defeated Mooncrest Munitionz 11-8  
 Philadelphia Phunk defeated Grand Rapids Grizzlies

IBLA CHAMPIONSHIP

Philadelphia Phunk defeated Minneapolis Wheat Kings 9-5

**2021 INTERSTATE BOX LACROSSE ASSOCIATION**

|                             | <u>GP</u> | <u>W</u> | <u>L</u> | <u>T</u> | <u>OL</u> | <u>GF</u> | <u>GA</u> | <u>PTS</u> |
|-----------------------------|-----------|----------|----------|----------|-----------|-----------|-----------|------------|
| <b>RBLL – NEW ENGLAND</b>   |           |          |          |          |           |           |           |            |
| Maine Northmen              | 8         | 7        | 1        | 0        | 0         | 111       | 52        | 14         |
| Cambridge Nor' Easters      | 8         | 4        | 4        | 0        | 0         | 92        | 85        | 8          |
| Auburn Aviators             | 6         | 0        | 6        | 0        | 0         | 44        | 110       | 0          |
| <b>RBLL – EMPIRE NORTH</b>  |           |          |          |          |           |           |           |            |
| Salt City Eels              | 6         | 6        | 0        | 0        | 0         | 92        | 34        | 12         |
| Utica Yeti                  | 6         | 4        | 1        | 0        | 1         | 63        | 33        | 9          |
| Albany Hyenas               | 6         | 2        | 4        | 0        | 0         | 40        | 72        | 4          |
| Saugerties NightPandas      | 6         | 0        | 6        | 0        | 0         | 30        | 86        | 0          |
| <b>RBLL – EMPIRE SOUTH</b>  |           |          |          |          |           |           |           |            |
| Orangeburg 845 Silver Foxes | 6         | 6        | 0        | 0        | 0         | 146       | 13        | 12         |
| New York City Spiders       | 6         | 2        | 4        | 0        | 0         | 37        | 109       | 4          |
| Hudson Valley Arsenal       | 6         | 1        | 5        | 0        | 0         | 44        | 105       | 2          |
| <b>RBLL – NEW JERSEY</b>    |           |          |          |          |           |           |           |            |
| Morristown Rally            | 6         | 6        | 0        | 0        | 0         | 84        | 46        | 12         |
| Philadelphia Phunk          | 6         | 4        | 2        | 0        | 0         | 78        | 55        | 8          |
| Aberdeen Olympus            | 6         | 1        | 5        | 0        | 0         | 47        | 77        | 2          |
| Delco Devils                | 6         | 1        | 5        | 0        | 0         | 48        | 79        | 2          |
| <b>RBLL – PENNSYLVANIA</b>  |           |          |          |          |           |           |           |            |
| Seneca Marksmen*            | 6         | 6        | 0        | 0        | 0         | 85        | 19        | 12         |
| Mooncrest Munitioz          | 6         | 3        | 3        | 0        | 0         | 38        | 53        | 6          |
| Pittsburgh Gnomes           | 6         | 0        | 6        | 0        | 0         | 36        | 87        | 0          |
| <b>RBLL – MARYLAND</b>      |           |          |          |          |           |           |           |            |
| Westminster Wild            | 6         | 5        | 1        | 0        | 0         | 104       | 60        | 10         |
| Baltimore Bombers           | 6         | 4        | 2        | 0        | 0         | 75        | 78        | 8          |
| Virginia Golden Bears       | 6         | 2        | 4        | 0        | 0         | 70        | 72        | 4          |
| Maryland Arrows             | 6         | 1        | 5        | 0        | 0         | 45        | 84        | 2          |
| <b>RBLL – FLORIDA</b>       |           |          |          |          |           |           |           |            |
| Tampa Bay Twisters          | 4         | 3        | 1        | 0        | 0         | 47        | 30        | 6          |
| Orlando Rockets             | 4         | 1        | 3        | 0        | 0         | 30        | 47        | 2          |
| <b>RBLL – OHIO</b>          |           |          |          |          |           |           |           |            |
| Louisville Canards          | 1         | 1        | 0        | 0        | 0         | 15        | 3         | 2          |
| Cincinnati Flying Pigs      | 1         | 1        | 1        | 0        | 0         | 10        | 5         | 2          |
| Ohio Coyotes                | 1         | 1        | 0        | 0        | 0         | 13        | 9         | 2          |
| Cleveland Demons            | 2         | 0        | 2        | 0        | 0         | 14        | 23        | 0          |
| <b>RBLL – APPALACHIA</b>    |           |          |          |          |           |           |           |            |
| Nashville Ignite            | 6         | 4        | 2        | 0        | 0         | 64        | 35        | 8          |
| Charlotte Reapers           | 6         | 4        | 2        | 0        | 0         | 75        | 44        | 8          |
| East Cobb Hedgehogs         | 4         | 0        | 4        | 0        | 0         | 6         | 66        | 0          |
| <b>RBLL – MICHIGAN</b>      |           |          |          |          |           |           |           |            |
| Grand Rapids Grizzlies      | 6         | 6        | 0        | 0        | 0         | 99        | 31        | 12         |
| Rouge River Steelheads      | 4         | 1        | 2        | 0        | 1         | 30        | 53        | 3          |
| Chicago Doughboys           | 3         | 1        | 2        | 0        | 0         | 25        | 47        | 2          |
| Detroit Hooligans           | 5         | 1        | 4        | 0        | 0         | 33        | 56        | 2          |
| <b>RBLL – MINNESOTA</b>     |           |          |          |          |           |           |           |            |
| Minneapolis Wheat Kings     | 6         | 6        | 0        | 0        | 0         | 103       | 43        | 12         |
| Eastside Freeze             | 4         | 2        | 1        | 0        | 1         | 41        | 44        | 5          |
| Inner Grove Isotopes        | 5         | 2        | 3        | 0        | 0         | 48        | 58        | 4          |
| North Metro Nordiques       | 5         | 0        | 5        | 0        | 0         | 34        | 81        | 0          |
| <b>RBLL – LOUISIANA</b>     |           |          |          |          |           |           |           |            |
| New Orleans Mambo           | 4         | 4        | 0        | 0        | 0         | 59        | 26        | 8          |
| Baton Rouge Redfish         | 4         | 0        | 4        | 0        | 0         | 26        | 59        | 0          |
| <b>RBLL – NEBRASKA</b>      |           |          |          |          |           |           |           |            |
| Ralston Regals              | 6         | 5        | 1        | 0        | 0         | 68        | 60        | 10         |
| Iowa Dogfish                | 6         | 2        | 3        | 1        | 0         | 65        | 59        | 5          |
| Aksarben Stampede           | 6         | 1        | 4        | 1        | 0         | 61        | 75        | 3          |

|                                   |           |          |          |          |           |           |           |            |
|-----------------------------------|-----------|----------|----------|----------|-----------|-----------|-----------|------------|
| RBL – TEXAS                       | <u>GP</u> | <u>W</u> | <u>L</u> | <u>T</u> | <u>OL</u> | <u>GF</u> | <u>GA</u> | <u>PTS</u> |
| Austin Scorpions                  | 5         | 4        | 1        | 0        | 0         | 72        | 41        | 8          |
| Austin Jazz                       | 5         | 1        | 4        | 0        | 0         | 41        | 72        | 2          |
| RBL – ROCKY MOUNTAIN              | <u>GP</u> | <u>W</u> | <u>L</u> | <u>T</u> | <u>OL</u> | <u>GF</u> | <u>GA</u> | <u>PTS</u> |
| Denver Roughnecks                 | 2         | 2        | 0        | 0        | 0         | 40        | 12        | 4          |
| Salt Lake Storm                   | 2         | 0        | 2        | 0        | 0         | 12        | 40        | 0          |
| RBL – PACIFIC NORTH WEST          | <u>GP</u> | <u>W</u> | <u>L</u> | <u>T</u> | <u>OL</u> | <u>GF</u> | <u>GA</u> | <u>PTS</u> |
| Portland Voodoo                   | 6         | 4        | 2        | 0        | 0         | 66        | 69        | 8          |
| Seattle Kings                     | 6         | 3        | 3        | 0        | 0         | 55        | 41        | 6          |
| Everett Express                   | 6         | 2        | 4        | 0        | 0         | 64        | 75        | 4          |
| RBL – CALIFORNIA                  | <u>GP</u> | <u>W</u> | <u>L</u> | <u>T</u> | <u>OL</u> | <u>GF</u> | <u>GA</u> | <u>PTS</u> |
| Huntington Beach Screamin' Eagles |           |          |          |          |           |           |           |            |
| Irvine Skyfire                    |           |          |          |          |           |           |           |            |
| San Diego Whalers                 |           |          |          |          |           |           |           |            |

#### IBLA NATIONALS

##### NINTH SEED

Maine Northmen defeated Minneapolis Wheat Kings 7-1

##### QUARTER-FINALS

Louisville Canards defeated Seattle Kings 8-5

Grand Rapids Grizzlies defeated Salt Lake Eels 8-7 OT

Tampa Bay Twisters defeated Morristown Rally 10-6

Seneca Marksmen defeated Maine Northmen 5-1

##### SEMI-FINALS

Seneca Marksmen defeated Louisville Canards 8-6

Grand Rapids Grizzlies vs. Tampa Bay Twisters (disputed result)

##### IBLA CHAMPIONSHIP

Seneca Marksmen defeated Grand Rapids Grizzlies 10-2

### FRONT RANGE CUP – COLORADO SENIOR ‘A’ CHAMPIONS

|      |                       |                              |
|------|-----------------------|------------------------------|
|      | <u>Champion</u>       | <u>Finalist</u>              |
| 2016 | <b>Parker Rangers</b> | Fort Collins Mile High Stars |
| 2017 | <b>Parker Rangers</b> | Fort Collins Mile High Stars |

### PLATTE CUP – COLORADO SENIOR ‘B’ CHAMPIONS

|      |                       |                 |
|------|-----------------------|-----------------|
|      | <u>Champion</u>       | <u>Finalist</u> |
| 2017 | <b>Parker Rangers</b> | Denver Buzz     |

### INTERSTATE BOX LACROSSE ASSOCIATION – NATIONAL SENIOR ‘B’ CHAMPIONS

|      |                        |                 |
|------|------------------------|-----------------|
|      | <u>Champion</u>        | <u>Finalist</u> |
| 2018 | <b>Portland Voodoo</b> | Colorado        |

### INTERSTATE BOX LACROSSE ASSOCIATION – NATIONAL SENIOR ‘A’ CHAMPIONS

|      |                              |                         |
|------|------------------------------|-------------------------|
|      | <u>Champion</u>              | <u>Finalist</u>         |
| 2017 | <b>Parker Rangers</b>        | Hastings Walleye        |
| 2018 | <b>Cambridge Nor’easters</b> | Mile High Stars         |
| 2019 | <b>Maine Northmen</b>        | Louisville Canards      |
| 2020 | <b>Philadelphia Phunk</b>    | Minneapolis Wheat Kings |
| 2021 | <b>Seneca Marksmen</b>       | Grand Rapids Grizzlies  |

### Parker Rangers

|      |                | <u>RBL</u> | <u>GP</u> | <u>W</u> | <u>L</u> | <u>T</u> | <u>OL</u> | <u>GF</u> | <u>GA</u> | <u>PTS</u> |
|------|----------------|------------|-----------|----------|----------|----------|-----------|-----------|-----------|------------|
| 2016 | Parker Rangers | RBL        | 3         | 3        | 0        | 0        |           | 33        | 22        | 6          |
| 2017 | Parker Rangers | Colorado   | 6         | 6        | 0        | 0        | 0         | 91        | 37        | 12         |
| 2018 | Parker Rangers | Colorado   | 6         | 4        | 1        | 0        | 1         | 87        | 51        | 9          |

### Fort Collins Mile High Stars

|      |                              | <u>RBL</u> | <u>GP</u> | <u>W</u> | <u>L</u> | <u>T</u> | <u>OL</u> | <u>GF</u> | <u>GA</u> | <u>PTS</u> |
|------|------------------------------|------------|-----------|----------|----------|----------|-----------|-----------|-----------|------------|
| 2016 | Fort Collins Mile High Stars | RBL        | 3         | 0        | 3        | 0        |           | 22        | 33        | 0          |
| 2017 | Fort Collins Mile High Stars | Colorado   | 6         | 4        | 2        | 0        | 0         | 82        | 64        | 8          |
| 2018 | Mile High Stars              | Colorado   | 6         | 6        | 0        | 0        | 0         | 91        | 47        | 12         |
| 2019 | Mile High Stars              | Colorado   | 2         | 2        | 0        | 0        | 0         | 30        | 9         | 4          |

### Beaverton Mountaineers

|      |                        | <u>RBL</u> | <u>GP</u> | <u>W</u> | <u>L</u> | <u>T</u> | <u>OL</u> | <u>GF</u> | <u>GA</u> | <u>PTS</u> |
|------|------------------------|------------|-----------|----------|----------|----------|-----------|-----------|-----------|------------|
| 2017 | Beaverton Mountaineers | Oregon     | 5         | 1        | 4        | 0        | 0         | 66        | 99        | 2          |

### Blaine Lycans / Minneapolis Wheat Kings

|      |                         | <u>RBL</u> | <u>GP</u> | <u>W</u> | <u>L</u> | <u>T</u> | <u>OL</u> | <u>GF</u> | <u>GA</u> | <u>PTS</u> |
|------|-------------------------|------------|-----------|----------|----------|----------|-----------|-----------|-----------|------------|
| 2017 | Blaine Lycans           | Minnesota  | 6         | 2        | 4        | 0        | 0         | 66        | 77        | 4          |
| 2018 | Minneapolis Wheat Kings | Minnesota  | 3         | 2        | 1        | 0        | 0         | 49        | 28        | 4          |
| 2019 | Minneapolis Wheat Kings | Minnesota  | 6         | 6        | 0        | 0        | 0         | 105       | 46        | 12         |
| 2020 | Minneapolis Wheat Kings | Minnesota  | 6         | 5        | 1        | 0        | 0         | 100       | 62        | 10         |
| 2021 | Minneapolis Wheat Kings | Minnesota  | 6         | 6        | 0        | 0        | 0         | 103       | 43        | 12         |

### Colorado Springs Wolves / Fort Collins Night Owls

|      |                         | <u>RBL</u> | <u>GP</u> | <u>W</u> | <u>L</u> | <u>T</u> | <u>OL</u> | <u>GF</u> | <u>GA</u> | <u>PTS</u> |
|------|-------------------------|------------|-----------|----------|----------|----------|-----------|-----------|-----------|------------|
| 2017 | Colorado Springs Wolves | Colorado   | 6         | 1        | 5        | 0        | 0         | 48        | 87        | 2          |
| 2018 | Fort Collins Night Owls | Colorado   | 6         | 0        | 6        | 0        | 0         | 28        | 76        | 0          |
| 2019 | Fort Collins Night Owls | Colorado   | 2         | 0        | 2        | 0        | 0         | 9         | 30        | 0          |

### Denver Buzz / Denver Otters

|      |               | <u>RBL</u> | <u>GP</u> | <u>W</u> | <u>L</u> | <u>T</u> | <u>OL</u> | <u>GF</u> | <u>GA</u> | <u>PTS</u> |
|------|---------------|------------|-----------|----------|----------|----------|-----------|-----------|-----------|------------|
| 2017 | Denver Buzz   | Colorado   | 6         | 1        | 5        | 0        | 0         | 50        | 83        | 2          |
| 2018 | Denver Otters | Colorado   | 6         | 2        | 4        | 0        | 0         | 53        | 85        | 4          |
| 2019 | Denver Otters | Colorado   | 0         | 0        | 0        | 0        | 0         | 0         | 0         | 0          |

### Hastings Walleye / Eastside Freeze

|      |                  | <u>RBL</u> | <u>GP</u> | <u>W</u> | <u>L</u> | <u>T</u> | <u>OL</u> | <u>GF</u> | <u>GA</u> | <u>PTS</u> |
|------|------------------|------------|-----------|----------|----------|----------|-----------|-----------|-----------|------------|
| 2017 | Hastings Walleye | Minnesota  | 6         | 4        | 2        | 0        | 0         | 77        | 66        | 8          |
| 2018 | Hastings Walleye | Minnesota  | 3         | 2        | 1        | 0        | 0         | 48        | 33        | 4          |
| 2019 | Eastside Freeze  | Minnesota  | 6         | 2        | 4        | 0        | 0         | 60        | 72        | 4          |
| 2020 | Eastside Freeze  | Minnesota  | 6         | 4        | 2        | 0        | 0         | 78        | 56        | 8          |
| 2021 | Eastside Freeze  | Minnesota  | 4         | 2        | 1        | 0        | 1         | 41        | 44        | 5          |

### Portland River Monsters / Portland Voodoo

|      |                         | <u>RBL</u> | <u>GP</u> | <u>W</u> | <u>L</u> | <u>T</u> | <u>OL</u> | <u>GF</u> | <u>GA</u> | <u>PTS</u> |
|------|-------------------------|------------|-----------|----------|----------|----------|-----------|-----------|-----------|------------|
| 2017 | Portland River Monsters | Oregon     | 5         | 4        | 1        | 0        | 0         | 99        | 66        | 8          |
| 2018 | Portland Voodoo         | Pacific NW | 2         | 1        | 1        | 0        | 0         | 25        | 20        | 2          |
| 2019 | Portland Voodoo         | Pacific NW | 1         | 0        | 1        | 0        | 0         | 0         | 18        | 0          |
| 2020 | Portland Voodoo         | Pacific NW |           |          |          |          |           |           |           |            |
| 2021 | Portland Voodoo         | Pacific NW | 6         | 4        | 2        | 0        | 0         | 66        | 69        | 8          |

### Auburn Aviators

|      |                 | <u>RBL</u>  | <u>GP</u> | <u>W</u> | <u>L</u> | <u>T</u> | <u>OL</u> | <u>GF</u> | <u>GA</u> | <u>PTS</u> |
|------|-----------------|-------------|-----------|----------|----------|----------|-----------|-----------|-----------|------------|
| 2018 | Auburn Aviators | New England | 6         | 2        | 4        | 0        | 0         | 64        | 86        | 4          |
| 2019 | Auburn Aviators | New England | 6         | 1        | 5        | 0        | 0         | 86        | 126       | 2          |
| 2020 | Auburn Aviators | New England |           |          |          |          |           |           |           |            |
| 2021 | Auburn Aviators | New England | 6         | 0        | 6        | 0        | 0         | 44        | 110       | 0          |

### Bend Knights / Bend Brewers

|      |                             | <u>RBL</u> | <u>GP</u> | <u>W</u> | <u>L</u> | <u>T</u> | <u>OL</u> | <u>GF</u> | <u>GA</u> | <u>PTS</u> |
|------|-----------------------------|------------|-----------|----------|----------|----------|-----------|-----------|-----------|------------|
| 2018 | Bend Knights / Bend Brewers | Oregon     | 0         | 0        | 0        | 0        | 0         | 0         | 0         | 0          |

### Cambridge Nor'easters

|             |                              | <u>RBL</u>         | <u>GP</u> | <u>W</u> | <u>L</u> | <u>T</u> | <u>OL</u> | <u>GF</u>  | <u>GA</u> | <u>PTS</u> |
|-------------|------------------------------|--------------------|-----------|----------|----------|----------|-----------|------------|-----------|------------|
| <b>2018</b> | <b>Cambridge Nor'easters</b> | <b>New England</b> | <b>5</b>  | <b>5</b> | <b>0</b> | <b>0</b> | <b>0</b>  | <b>110</b> | <b>54</b> | <b>10</b>  |
| 2019        | Cambridge Nor'easters        | New England        | 6         | 2        | 4        | 0        | 0         | 82         | 120       | 4          |
| 2020        | Cambridge Nor'easters        | New England        |           |          |          |          |           |            |           |            |
| 2021        | Cambridge Nor'easters        | New England        | 8         | 4        | 4        | 0        | 0         | 92         | 85        | 8          |

### Cincinnati Flying Pigs

|      |                        | <u>RBL</u> | <u>GP</u> | <u>W</u> | <u>L</u> | <u>T</u> | <u>OL</u> | <u>GF</u> | <u>GA</u> | <u>PTS</u> |
|------|------------------------|------------|-----------|----------|----------|----------|-----------|-----------|-----------|------------|
| 2018 | Cincinnati Flying Pigs | Ohio       | 5         | 1        | 4        | 0        | 0         | 56        | 81        | 2          |
| 2019 | Cincinnati Flying Pigs | Ohio       | 5         | 0        | 5        | 0        | 0         | 32        | 102       | 0          |
| 2020 | Cincinnati Flying Pigs | Ohio       |           |          |          |          |           |           |           |            |
| 2021 | Cincinnati Flying Pigs | Ohio       | 1         | 1        | 1        | 0        | 0         | 10        | 5         | 2          |

### Columbus Crows / Ohio Coyotes

|      |                | <u>RBL</u> | <u>GP</u> | <u>W</u> | <u>L</u> | <u>T</u> | <u>OL</u> | <u>GF</u> | <u>GA</u> | <u>PTS</u> |
|------|----------------|------------|-----------|----------|----------|----------|-----------|-----------|-----------|------------|
| 2018 | Columbus Crows | Ohio       | 5         | 4        | 0        | 0        | 1         | 81        | 56        | 9          |
| 2019 | Columbus Crows | Ohio       | 6         | 3        | 3        | 0        | 0         | 87        | 76        | 6          |
| 2020 | Columbus Crows | Ohio       |           |          |          |          |           |           |           |            |
| 2021 | Ohio Coyotes   | Ohio       | 1         | 1        | 0        | 0        | 0         | 13        | 9         | 2          |

### Lakeville Lumberjacks / North Metro Nordiques

|      |                       | <u>RBL</u> | <u>GP</u> | <u>W</u> | <u>L</u> | <u>T</u> | <u>OL</u> | <u>GF</u> | <u>GA</u> | <u>PTS</u> |
|------|-----------------------|------------|-----------|----------|----------|----------|-----------|-----------|-----------|------------|
| 2018 | Lakeville Lumberjacks | Minnesota  | 4         | 1        | 3        | 0        | 0         | 26        | 52        | 2          |
| 2019 | Lakeville Lumberjacks | Minnesota  | 6         | 1        | 5        | 0        | 0         | 41        | 88        | 2          |
| 2020 | Lakeville Lumberjacks | Minnesota  | 6         | 0        | 6        | 0        | 0         | 36        | 96        | 0          |
| 2021 | North Metro Nordiques | Minnesota  | 5         | 0        | 5        | 0        | 0         | 34        | 81        | 0          |

### Mill City Hitmen

|      |                  | <u>RBL</u>  | <u>GP</u> | <u>W</u> | <u>L</u> | <u>T</u> | <u>OL</u> | <u>GF</u> | <u>GA</u> | <u>PTS</u> |
|------|------------------|-------------|-----------|----------|----------|----------|-----------|-----------|-----------|------------|
| 2018 | Mill City Hitmen | New England | 5         | 1        | 4        | 0        | 0         | 41        | 75        | 2          |

### Morristown Madhatters / Morristown Rally

|      |                       | <u>RBL</u> | <u>GP</u> | <u>W</u> | <u>L</u> | <u>T</u> | <u>OL</u> | <u>GF</u> | <u>GA</u> | <u>PTS</u> |
|------|-----------------------|------------|-----------|----------|----------|----------|-----------|-----------|-----------|------------|
| 2018 | Morristown Madhatters | New Jersey | 2         | 0        | 2        | 0        | 0         | 7         | 10        | 0          |
| 2019 | Morristown Rally      | New Jersey | 6         | 3        | 3        | 0        | 0         | 57        | 62        | 6          |
| 2020 | Morristown Rally      | New Jersey | 6         | 4        | 2        | 0        | 0         | 91        | 59        | 8          |
| 2021 | Morristown Rally      | New Jersey | 6         | 6        | 0        | 0        | 0         | 84        | 46        | 12         |

### River City Bluecats

|      |                     | <u>RBL</u> | <u>GP</u> | <u>W</u> | <u>L</u> | <u>T</u> | <u>OL</u> | <u>GF</u> | <u>GA</u> | <u>PTS</u> |
|------|---------------------|------------|-----------|----------|----------|----------|-----------|-----------|-----------|------------|
| 2018 | River City BlueCats | Missouri   | 4         | 1        | 2        | 0        | 1         | 53        | 63        | 3          |
| 2019 | River City BlueCats | Missouri   | 6         | 4        | 2        | 0        | 0         | 113       | 80        | 8          |

### St. Louis Centurions

|      |                             | <u>RBL</u> | <u>GP</u> | <u>W</u> | <u>L</u> | <u>T</u> | <u>OL</u> | <u>GF</u> | <u>GA</u> | <u>PTS</u> |
|------|-----------------------------|------------|-----------|----------|----------|----------|-----------|-----------|-----------|------------|
| 2016 | St. Louis Centurions (CILL) |            | 6         | 3        | 3        |          |           | 79        | 78        | 6          |
| 2017 | St. Louis Centurions (CILL) |            | 6         | 6        | 0        |          |           | 104       | 53        | 12         |
| 2018 | St. Louis Centurions        | Missouri   | 4         | 3        | 1        | 0        | 0         | 63        | 53        | 6          |
| 2019 | St. Louis Centurions        | Missouri   | 5         | 4        | 1        | 0        | 0         | 82        | 58        | 8          |

### Tacoma Express / Everett Express

|      |                 | <u>RBL</u> | <u>GP</u> | <u>W</u> | <u>L</u> | <u>T</u> | <u>OL</u> | <u>GF</u> | <u>GA</u> | <u>PTS</u> |
|------|-----------------|------------|-----------|----------|----------|----------|-----------|-----------|-----------|------------|
| 2018 | Tacoma Express  | Pacific NW | 2         | 1        | 1        | 0        | 0         | 20        | 25        | 2          |
| 2019 | Everett Express | Pacific NW | 1         | 1        | 0        | 0        | 0         | 18        | 0         | 2          |
| 2020 | Everett Express | Pacific NW |           |          |          |          |           |           |           |            |
| 2021 | Everett Express | Pacific NW | 6         | 2        | 4        | 0        | 0         | 64        | 75        | 4          |

### Voorhees Alphas

|      |                 | <u>RBL</u> | <u>GP</u> | <u>W</u> | <u>L</u> | <u>T</u> | <u>OL</u> | <u>GF</u> | <u>GA</u> | <u>PTS</u> |
|------|-----------------|------------|-----------|----------|----------|----------|-----------|-----------|-----------|------------|
| 2018 | Voorhees Alphas | New Jersey | 2         | 2        | 0        | 0        | 0         | 10        | 7         | 4          |

### Aksarben Stampede

|      |                   | <u>RBL</u> | <u>GP</u> | <u>W</u> | <u>L</u> | <u>T</u> | <u>OL</u> | <u>GF</u> | <u>GA</u> | <u>PTS</u> |
|------|-------------------|------------|-----------|----------|----------|----------|-----------|-----------|-----------|------------|
| 2019 | Aksarben Stampede | Nebraska   | 5         | 2        | 2        | 0        | 1         | 59        | 78        | 5          |
| 2020 | Aksarben Stampede | Nebraska   | 6         | 4        | 1        | 0        | 1         | 88        | 73        | 9          |
| 2021 | Aksarben Stampede | Nebraska   | 6         | 1        | 4        | 1        | 0         | 61        | 75        | 3          |

### Detroit Hooligans

|      |                   | <u>RBL</u> | <u>GP</u> | <u>W</u> | <u>L</u> | <u>T</u> | <u>OL</u> | <u>GF</u> | <u>GA</u> | <u>PTS</u> |
|------|-------------------|------------|-----------|----------|----------|----------|-----------|-----------|-----------|------------|
| 2019 | Detroit Hooligans | Ohio       | 6         | 3        | 3        | 0        | 0         | 82        | 77        | 6          |
| 2020 | Detroit Hooligans | Michigan   | 4         | 0        | 4        | 0        | 0         | 25        | 61        | 0          |
| 2021 | Detroit Hooligans | Michigan   | 5         | 1        | 4        | 0        | 0         | 33        | 56        | 2          |

### Huntington Beach Dukes / Huntington Beach Screamin' Eagles

|      |                                   | <u>RBL</u> | <u>GP</u> | <u>W</u> | <u>L</u> | <u>T</u> | <u>OL</u> | <u>GF</u> | <u>GA</u> | <u>PTS</u> |
|------|-----------------------------------|------------|-----------|----------|----------|----------|-----------|-----------|-----------|------------|
| 2019 | Huntington Beach Dukes            | California | 6         | 1        | 4        | 0        | 1         | 49        | 83        | 3          |
| 2020 | Huntington Beach Screamin' Eagles | California |           |          |          |          |           |           |           |            |
| 2021 | Huntington Beach Screamin' Eagles | California |           |          |          |          |           |           |           |            |

### Irvine Skyfire

|      |                | <u>RBL</u> | <u>GP</u> | <u>W</u> | <u>L</u> | <u>T</u> | <u>OL</u> | <u>GF</u> | <u>GA</u> | <u>PTS</u> |
|------|----------------|------------|-----------|----------|----------|----------|-----------|-----------|-----------|------------|
| 2019 | Irvine Skyfire | California | 6         | 5        | 1        | 0        | 0         | 83        | 49        | 10         |
| 2020 | Irvine Skyfire | California |           |          |          |          |           |           |           |            |
| 2021 | Irvine Skyfire | California |           |          |          |          |           |           |           |            |

### Kansas City Cottonmouths

|      |                          | <u>RBL</u> | <u>GP</u> | <u>W</u> | <u>L</u> | <u>T</u> | <u>OL</u> | <u>GF</u> | <u>GA</u> | <u>PTS</u> |
|------|--------------------------|------------|-----------|----------|----------|----------|-----------|-----------|-----------|------------|
| 2019 | Kansas City Cottonmouths | Missouri   | 5         | 0        | 5        | 0        | 0         | 44        | 101       | 0          |

### Long Island Sharks

|      |                    | <u>RBL</u> | <u>GP</u> | <u>W</u> | <u>L</u> | <u>T</u> | <u>OL</u> | <u>GF</u> | <u>GA</u> | <u>PTS</u> |
|------|--------------------|------------|-----------|----------|----------|----------|-----------|-----------|-----------|------------|
| 2019 | Long Island Sharks | New Jersey | 6         | 3        | 3        | 0        | 0         | 64        | 66        | 6          |
| 2020 | Long Island Sharks | New Jersey | 6         | 3        | 3        | 0        | 0         | 76        | 70        | 6          |

### Louisville Canards

|      |                    | <u>RBL</u> | <u>GP</u> | <u>W</u> | <u>L</u> | <u>T</u> | <u>OL</u> | <u>GF</u> | <u>GA</u> | <u>PTS</u> |
|------|--------------------|------------|-----------|----------|----------|----------|-----------|-----------|-----------|------------|
| 2019 | Louisville Canards | Ohio       | 5         | 5        | 0        | 0        | 0         | 103       | 49        | 10         |
| 2020 | Louisville Canards | Ohio       |           |          |          |          |           |           |           |            |
| 2021 | Louisville Canards | Ohio       | 1         | 1        | 0        | 0        | 0         | 15        | 3         | 2          |

### Maine Northmen

|             |                       | <u>RBL</u>         | <u>GP</u> | <u>W</u> | <u>L</u> | <u>T</u> | <u>OL</u> | <u>GF</u>  | <u>GA</u> | <u>PTS</u> |
|-------------|-----------------------|--------------------|-----------|----------|----------|----------|-----------|------------|-----------|------------|
| <b>2019</b> | <b>Maine Northmen</b> | <b>New England</b> | <b>6</b>  | <b>6</b> | <b>0</b> | <b>0</b> | <b>0</b>  | <b>129</b> | <b>51</b> | <b>12</b>  |
| 2020        | Maine Northmen        | New England        |           |          |          |          |           |            |           |            |
| 2021        | Maine Northmen        | New England        | 8         | 7        | 1        | 0        | 0         | 111        | 52        | 14         |

### Philadelphia Phunk

|             |                           | <u>RBL</u>        | <u>GP</u> | <u>W</u> | <u>L</u> | <u>T</u> | <u>OL</u> | <u>GF</u> | <u>GA</u> | <u>PTS</u> |
|-------------|---------------------------|-------------------|-----------|----------|----------|----------|-----------|-----------|-----------|------------|
| 2019        | Philadelphia Phunk        | New Jersey        | 6         | 3        | 3        | 0        | 0         | 73        | 66        | 6          |
| <b>2020</b> | <b>Philadelphia Phunk</b> | <b>New Jersey</b> | <b>6</b>  | <b>6</b> | <b>0</b> | <b>0</b> | <b>0</b>  | <b>96</b> | <b>55</b> | <b>12</b>  |
| 2021        | Philadelphia Phunk        | New Jersey        | 6         | 4        | 2        | 0        | 0         | 78        | 55        | 8          |

### Ralston Regals

|      |                | <u>RBL</u> | <u>GP</u> | <u>W</u> | <u>L</u> | <u>T</u> | <u>OL</u> | <u>GF</u> | <u>GA</u> | <u>PTS</u> |
|------|----------------|------------|-----------|----------|----------|----------|-----------|-----------|-----------|------------|
| 2019 | Ralston Regals | Nebraska   | 5         | 3        | 2        | 0        | 0         | 78        | 59        | 6          |
| 2020 | Ralston Regals | Nebraska   | 6         | 4        | 2        | 0        | 0         | 89        | 90        | 8          |
| 2021 | Ralston Regals | Nebraska   | 6         | 5        | 1        | 0        | 0         | 68        | 60        | 10         |

### Albany Hyenas

|      |               | <u>RBL</u>   | <u>GP</u> | <u>W</u> | <u>L</u> | <u>T</u> | <u>OL</u> | <u>GF</u> | <u>GA</u> | <u>PTS</u> |
|------|---------------|--------------|-----------|----------|----------|----------|-----------|-----------|-----------|------------|
| 2020 | Albany Hyenas | Empire North | 5         | 4        | 1        | 0        | 0         | 95        | 75        | 8          |
| 2021 | Albany Hyenas | Empire North | 6         | 2        | 4        | 0        | 0         | 40        | 72        | 4          |

### Charlotte Reapers

|      |                   | <u>RBL</u> | <u>GP</u> | <u>W</u> | <u>L</u> | <u>T</u> | <u>OL</u> | <u>GF</u> | <u>GA</u> | <u>PTS</u> |
|------|-------------------|------------|-----------|----------|----------|----------|-----------|-----------|-----------|------------|
| 2020 | Charlotte Reapers | Southeast  |           |          |          |          |           |           |           |            |
| 2021 | Charlotte Reapers | Appalachia | 6         | 4        | 2        | 0        | 0         | 75        | 44        | 8          |

### East Cobb Hedgehogs

|      |                     | <u>RBL</u> | <u>GP</u> | <u>W</u> | <u>L</u> | <u>T</u> | <u>OL</u> | <u>GF</u> | <u>GA</u> | <u>PTS</u> |
|------|---------------------|------------|-----------|----------|----------|----------|-----------|-----------|-----------|------------|
| 2020 | East Cobb Hedgehogs | Southeast  |           |          |          |          |           |           |           |            |
| 2021 | East Cobb Hedgehogs | Appalachia | 4         | 0        | 4        | 0        | 0         | 6         | 66        | 0          |

### Grand Rapids Grizzlies

|      |                        | <u>RBL</u> | <u>GP</u> | <u>W</u> | <u>L</u> | <u>T</u> | <u>OL</u> | <u>GF</u> | <u>GA</u> | <u>PTS</u> |
|------|------------------------|------------|-----------|----------|----------|----------|-----------|-----------|-----------|------------|
| 2020 | Grand Rapids Grizzlies | Michigan   | 4         | 4        | 0        | 0        | 0         | 61        | 25        | 8          |
| 2021 | Grand Rapids Grizzlies | Michigan   | 6         | 6        | 0        | 0        | 0         | 99        | 31        | 12         |

### Hudson Valley Snappers

|      |                        | <u>RBL</u> | <u>GP</u> | <u>W</u> | <u>L</u> | <u>T</u> | <u>OL</u> | <u>GF</u> | <u>GA</u> | <u>PTS</u> |
|------|------------------------|------------|-----------|----------|----------|----------|-----------|-----------|-----------|------------|
| 2020 | Hudson Valley Snappers | New Jersey | 6         | 2        | 3        | 0        | 1         | 75        | 82        | 5          |

### Iowa Dogfish

|      |              | <u>RBL</u> | <u>GP</u> | <u>W</u> | <u>L</u> | <u>T</u> | <u>OL</u> | <u>GF</u> | <u>GA</u> | <u>PTS</u> |
|------|--------------|------------|-----------|----------|----------|----------|-----------|-----------|-----------|------------|
| 2020 | Iowa Dogfish | Nebraska   | 6         | 1        | 4        | 0        | 1         | 86        | 100       | 3          |
| 2021 | Iowa Dogfish | Nebraska   | 6         | 2        | 3        | 1        | 0         | 65        | 59        | 5          |

### Mooncrest Munitionz

|      |                     | <u>RBLL</u>  | <u>GP</u> | <u>W</u> | <u>L</u> | <u>T</u> | <u>OL</u> | <u>GF</u> | <u>GA</u> | <u>PTS</u> |
|------|---------------------|--------------|-----------|----------|----------|----------|-----------|-----------|-----------|------------|
| 2020 | Mooncrest Munitionz | Pennsylvania | 2         | 2        | 0        | 0        | 0         | 56        | 20        | 4          |
| 2021 | Mooncrest Munitionz | Pennsylvania | 6         | 3        | 3        | 0        | 0         | 38        | 53        | 6          |

### Murrysville Haymakerz

|      |                       | <u>RBLL</u>  | <u>GP</u> | <u>W</u> | <u>L</u> | <u>T</u> | <u>OL</u> | <u>GF</u> | <u>GA</u> | <u>PTS</u> |
|------|-----------------------|--------------|-----------|----------|----------|----------|-----------|-----------|-----------|------------|
| 2020 | Murrysville Haymakerz | Pennsylvania | 2         | 0        | 2        | 0        | 0         | 20        | 56        | 0          |

### Nashville Ignite

|      |                  | <u>RBLL</u> | <u>GP</u> | <u>W</u> | <u>L</u> | <u>T</u> | <u>OL</u> | <u>GF</u> | <u>GA</u> | <u>PTS</u> |
|------|------------------|-------------|-----------|----------|----------|----------|-----------|-----------|-----------|------------|
| 2020 | Nashville Ignite | Ohio        |           |          |          |          |           |           |           |            |
| 2021 | Nashville Ignite | Appalachia  | 6         | 4        | 2        | 0        | 0         | 64        | 35        | 8          |

### Newburgh NightPandas / Saugerties NightPandas

|      |                        | <u>RBLL</u>  | <u>GP</u> | <u>W</u> | <u>L</u> | <u>T</u> | <u>OL</u> | <u>GF</u> | <u>GA</u> | <u>PTS</u> |
|------|------------------------|--------------|-----------|----------|----------|----------|-----------|-----------|-----------|------------|
| 2020 | Newburgh NightPandas   | Empire North | 5         | 1        | 4        | 0        | 0         | 75        | 95        | 2          |
| 2021 | Saugerties NightPandas | Empire North | 6         | 0        | 6        | 0        | 0         | 30        | 86        | 0          |

### New York City Spiders

|      |                       | <u>RBLL</u>  | <u>GP</u> | <u>W</u> | <u>L</u> | <u>T</u> | <u>OL</u> | <u>GF</u> | <u>GA</u> | <u>PTS</u> |
|------|-----------------------|--------------|-----------|----------|----------|----------|-----------|-----------|-----------|------------|
| 2020 | New York City Spiders | New Jersey   | 6         | 0        | 6        | 0        | 0         | 42        | 114       | 0          |
| 2021 | New York City Spiders | Empire South | 6         | 2        | 4        | 0        | 0         | 37        | 109       | 4          |

### San Diego Whalers

|      |                   | <u>RBLL</u> | <u>GP</u> | <u>W</u> | <u>L</u> | <u>T</u> | <u>OL</u> | <u>GF</u> | <u>GA</u> | <u>PTS</u> |
|------|-------------------|-------------|-----------|----------|----------|----------|-----------|-----------|-----------|------------|
| 2020 | San Diego Whalers | California  |           |          |          |          |           |           |           |            |
| 2021 | San Diego Whalers | California  |           |          |          |          |           |           |           |            |

### Seattle Kings

|      |               | <u>RBLL</u> | <u>GP</u> | <u>W</u> | <u>L</u> | <u>T</u> | <u>OL</u> | <u>GF</u> | <u>GA</u> | <u>PTS</u> |
|------|---------------|-------------|-----------|----------|----------|----------|-----------|-----------|-----------|------------|
| 2020 | Seattle Kings | Pacific NW  |           |          |          |          |           |           |           |            |
| 2021 | Seattle Kings | Pacific NW  | 6         | 3        | 3        | 0        | 0         | 55        | 41        | 6          |

### Aberdeen Olympus

|      |                  | <u>RBLL</u> | <u>GP</u> | <u>W</u> | <u>L</u> | <u>T</u> | <u>OL</u> | <u>GF</u> | <u>GA</u> | <u>PTS</u> |
|------|------------------|-------------|-----------|----------|----------|----------|-----------|-----------|-----------|------------|
| 2021 | Aberdeen Olympus | New Jersey  | 6         | 1        | 5        | 0        | 0         | 47        | 77        | 2          |

### Austin Jazz

|      |             | <u>RBLL</u> | <u>GP</u> | <u>W</u> | <u>L</u> | <u>T</u> | <u>OL</u> | <u>GF</u> | <u>GA</u> | <u>PTS</u> |
|------|-------------|-------------|-----------|----------|----------|----------|-----------|-----------|-----------|------------|
| 2021 | Austin Jazz | Texas       | 5         | 1        | 4        | 0        | 0         | 41        | 72        | 2          |

### Austin Scorpions

|      |                  | <u>RBLL</u> | <u>GP</u> | <u>W</u> | <u>L</u> | <u>T</u> | <u>OL</u> | <u>GF</u> | <u>GA</u> | <u>PTS</u> |
|------|------------------|-------------|-----------|----------|----------|----------|-----------|-----------|-----------|------------|
| 2021 | Austin Scorpions | Texas       | 5         | 4        | 1        | 0        | 0         | 72        | 41        | 8          |

### Baltimore Bombers

|      |                   | <u>RBLL</u> | <u>GP</u> | <u>W</u> | <u>L</u> | <u>T</u> | <u>OL</u> | <u>GF</u> | <u>GA</u> | <u>PTS</u> |
|------|-------------------|-------------|-----------|----------|----------|----------|-----------|-----------|-----------|------------|
| 2021 | Baltimore Bombers | Maryland    | 6         | 4        | 2        | 0        | 0         | 75        | 78        | 8          |



**Baton Rouge Redfish**

|      |                     |                         |                |               |               |               |                |                 |                 |                 |
|------|---------------------|-------------------------|----------------|---------------|---------------|---------------|----------------|-----------------|-----------------|-----------------|
| 2021 | Baton Rouge Redfish | <u>RBL</u><br>Louisiana | <u>GP</u><br>4 | <u>W</u><br>0 | <u>L</u><br>4 | <u>T</u><br>0 | <u>OL</u><br>0 | <u>GF</u><br>26 | <u>GA</u><br>59 | <u>PTS</u><br>0 |
|------|---------------------|-------------------------|----------------|---------------|---------------|---------------|----------------|-----------------|-----------------|-----------------|

**Chicago Doughboys**

|      |                   |                        |                |               |               |               |                |                 |                 |                 |
|------|-------------------|------------------------|----------------|---------------|---------------|---------------|----------------|-----------------|-----------------|-----------------|
| 2021 | Chicago Doughboys | <u>RBL</u><br>Michigan | <u>GP</u><br>3 | <u>W</u><br>1 | <u>L</u><br>2 | <u>T</u><br>0 | <u>OL</u><br>0 | <u>GF</u><br>25 | <u>GA</u><br>47 | <u>PTS</u><br>2 |
|------|-------------------|------------------------|----------------|---------------|---------------|---------------|----------------|-----------------|-----------------|-----------------|

**Cleveland Demons**

|      |                  |                    |                |               |               |               |                |                 |                 |                 |
|------|------------------|--------------------|----------------|---------------|---------------|---------------|----------------|-----------------|-----------------|-----------------|
| 2021 | Cleveland Demons | <u>RBL</u><br>Ohio | <u>GP</u><br>2 | <u>W</u><br>0 | <u>L</u><br>2 | <u>T</u><br>0 | <u>OL</u><br>0 | <u>GF</u><br>14 | <u>GA</u><br>23 | <u>PTS</u><br>0 |
|------|------------------|--------------------|----------------|---------------|---------------|---------------|----------------|-----------------|-----------------|-----------------|

**Delco Devils**

|      |              |                          |                |               |               |               |                |                 |                 |                 |
|------|--------------|--------------------------|----------------|---------------|---------------|---------------|----------------|-----------------|-----------------|-----------------|
| 2021 | Delco Devils | <u>RBL</u><br>New Jersey | <u>GP</u><br>6 | <u>W</u><br>1 | <u>L</u><br>5 | <u>T</u><br>0 | <u>OL</u><br>0 | <u>GF</u><br>48 | <u>GA</u><br>79 | <u>PTS</u><br>2 |
|------|--------------|--------------------------|----------------|---------------|---------------|---------------|----------------|-----------------|-----------------|-----------------|

**Denver Roughnecks**

|      |                   |                              |                |               |               |               |                |                 |                 |                 |
|------|-------------------|------------------------------|----------------|---------------|---------------|---------------|----------------|-----------------|-----------------|-----------------|
| 2021 | Denver Roughnecks | <u>RBL</u><br>Rocky Mountain | <u>GP</u><br>2 | <u>W</u><br>2 | <u>L</u><br>0 | <u>T</u><br>0 | <u>OL</u><br>0 | <u>GF</u><br>40 | <u>GA</u><br>12 | <u>PTS</u><br>4 |
|------|-------------------|------------------------------|----------------|---------------|---------------|---------------|----------------|-----------------|-----------------|-----------------|

**Hudson Valley Arsenal**

|      |                       |                            |                |               |               |               |                |                 |                  |                 |
|------|-----------------------|----------------------------|----------------|---------------|---------------|---------------|----------------|-----------------|------------------|-----------------|
| 2021 | Hudson Valley Arsenal | <u>RBL</u><br>Empire South | <u>GP</u><br>6 | <u>W</u><br>1 | <u>L</u><br>5 | <u>T</u><br>0 | <u>OL</u><br>0 | <u>GF</u><br>44 | <u>GA</u><br>105 | <u>PTS</u><br>2 |
|------|-----------------------|----------------------------|----------------|---------------|---------------|---------------|----------------|-----------------|------------------|-----------------|

**Inner Grove Isotopes**

|      |                      |                         |                |               |               |               |                |                 |                 |                 |
|------|----------------------|-------------------------|----------------|---------------|---------------|---------------|----------------|-----------------|-----------------|-----------------|
| 2021 | Inner Grove Isotopes | <u>RBL</u><br>Minnesota | <u>GP</u><br>5 | <u>W</u><br>2 | <u>L</u><br>3 | <u>T</u><br>0 | <u>OL</u><br>0 | <u>GF</u><br>48 | <u>GA</u><br>58 | <u>PTS</u><br>4 |
|------|----------------------|-------------------------|----------------|---------------|---------------|---------------|----------------|-----------------|-----------------|-----------------|

**Maryland Arrows**

|      |                 |                        |                |               |               |               |                |                 |                 |                 |
|------|-----------------|------------------------|----------------|---------------|---------------|---------------|----------------|-----------------|-----------------|-----------------|
| 2021 | Maryland Arrows | <u>RBL</u><br>Maryland | <u>GP</u><br>6 | <u>W</u><br>1 | <u>L</u><br>5 | <u>T</u><br>0 | <u>OL</u><br>0 | <u>GF</u><br>45 | <u>GA</u><br>84 | <u>PTS</u><br>2 |
|------|-----------------|------------------------|----------------|---------------|---------------|---------------|----------------|-----------------|-----------------|-----------------|

**New Orleans Mambo**

|      |                   |                         |                |               |               |               |                |                 |                 |                 |
|------|-------------------|-------------------------|----------------|---------------|---------------|---------------|----------------|-----------------|-----------------|-----------------|
| 2021 | New Orleans Mambo | <u>RBL</u><br>Louisiana | <u>GP</u><br>4 | <u>W</u><br>4 | <u>L</u><br>0 | <u>T</u><br>0 | <u>OL</u><br>0 | <u>GF</u><br>59 | <u>GA</u><br>26 | <u>PTS</u><br>8 |
|------|-------------------|-------------------------|----------------|---------------|---------------|---------------|----------------|-----------------|-----------------|-----------------|

**Orangeburg 845 Silver Foxes**

|      |                             |                            |                |               |               |               |                |                  |                 |                  |
|------|-----------------------------|----------------------------|----------------|---------------|---------------|---------------|----------------|------------------|-----------------|------------------|
| 2021 | Orangeburg 845 Silver Foxes | <u>RBL</u><br>Empire South | <u>GP</u><br>6 | <u>W</u><br>6 | <u>L</u><br>0 | <u>T</u><br>0 | <u>OL</u><br>0 | <u>GF</u><br>146 | <u>GA</u><br>13 | <u>PTS</u><br>12 |
|------|-----------------------------|----------------------------|----------------|---------------|---------------|---------------|----------------|------------------|-----------------|------------------|

**Orlando Rockets**

|      |                 |                       |                |               |               |               |                |                 |                 |                 |
|------|-----------------|-----------------------|----------------|---------------|---------------|---------------|----------------|-----------------|-----------------|-----------------|
| 2021 | Orlando Rockets | <u>RBL</u><br>Florida | <u>GP</u><br>4 | <u>W</u><br>1 | <u>L</u><br>3 | <u>T</u><br>0 | <u>OL</u><br>0 | <u>GF</u><br>30 | <u>GA</u><br>47 | <u>PTS</u><br>2 |
|------|-----------------|-----------------------|----------------|---------------|---------------|---------------|----------------|-----------------|-----------------|-----------------|

**Pittsburgh Gnomes**

|      |                   |                            |                |               |               |               |                |                 |                 |                 |
|------|-------------------|----------------------------|----------------|---------------|---------------|---------------|----------------|-----------------|-----------------|-----------------|
| 2021 | Pittsburgh Gnomes | <u>RBL</u><br>Pennsylvania | <u>GP</u><br>6 | <u>W</u><br>0 | <u>L</u><br>6 | <u>T</u><br>0 | <u>OL</u><br>0 | <u>GF</u><br>36 | <u>GA</u><br>87 | <u>PTS</u><br>0 |
|------|-------------------|----------------------------|----------------|---------------|---------------|---------------|----------------|-----------------|-----------------|-----------------|

**Rouge River Steelheads**

|      |                        |                        |                |               |               |               |                |                 |                 |                 |
|------|------------------------|------------------------|----------------|---------------|---------------|---------------|----------------|-----------------|-----------------|-----------------|
| 2021 | Rouge River Steelheads | <u>RBL</u><br>Michigan | <u>GP</u><br>4 | <u>W</u><br>1 | <u>L</u><br>2 | <u>T</u><br>0 | <u>OL</u><br>1 | <u>GF</u><br>30 | <u>GA</u><br>53 | <u>PTS</u><br>3 |
|------|------------------------|------------------------|----------------|---------------|---------------|---------------|----------------|-----------------|-----------------|-----------------|

**Salt City Eels**

|      |                |                            |                |               |               |               |                |                 |                 |                  |
|------|----------------|----------------------------|----------------|---------------|---------------|---------------|----------------|-----------------|-----------------|------------------|
| 2021 | Salt City Eels | <u>RBL</u><br>Empire North | <u>GP</u><br>6 | <u>W</u><br>6 | <u>L</u><br>0 | <u>T</u><br>0 | <u>OL</u><br>0 | <u>GF</u><br>92 | <u>GA</u><br>34 | <u>PTS</u><br>12 |
|------|----------------|----------------------------|----------------|---------------|---------------|---------------|----------------|-----------------|-----------------|------------------|

**Salt Lake Storm**

|      |                 |                                |                |               |               |               |                |                 |                 |                 |
|------|-----------------|--------------------------------|----------------|---------------|---------------|---------------|----------------|-----------------|-----------------|-----------------|
| 2021 | Salt Lake Storm | <u>RBL</u><br>Rocky Mountain 2 | <u>GP</u><br>2 | <u>W</u><br>0 | <u>L</u><br>2 | <u>T</u><br>0 | <u>OL</u><br>0 | <u>GF</u><br>12 | <u>GA</u><br>40 | <u>PTS</u><br>0 |
|------|-----------------|--------------------------------|----------------|---------------|---------------|---------------|----------------|-----------------|-----------------|-----------------|

**Seneca Marksmen**

|      |                 |                            |                |               |               |               |                |                 |                 |                  |
|------|-----------------|----------------------------|----------------|---------------|---------------|---------------|----------------|-----------------|-----------------|------------------|
| 2021 | Seneca Marksmen | <u>RBL</u><br>Pennsylvania | <u>GP</u><br>6 | <u>W</u><br>6 | <u>L</u><br>0 | <u>T</u><br>0 | <u>OL</u><br>0 | <u>GF</u><br>85 | <u>GA</u><br>19 | <u>PTS</u><br>12 |
|------|-----------------|----------------------------|----------------|---------------|---------------|---------------|----------------|-----------------|-----------------|------------------|

**Tampa Bay Twisters**

|      |                    |                       |                |               |               |               |                |                 |                 |                 |
|------|--------------------|-----------------------|----------------|---------------|---------------|---------------|----------------|-----------------|-----------------|-----------------|
| 2021 | Tampa Bay Twisters | <u>RBL</u><br>Florida | <u>GP</u><br>4 | <u>W</u><br>3 | <u>L</u><br>1 | <u>T</u><br>0 | <u>OL</u><br>0 | <u>GF</u><br>47 | <u>GA</u><br>30 | <u>PTS</u><br>6 |
|------|--------------------|-----------------------|----------------|---------------|---------------|---------------|----------------|-----------------|-----------------|-----------------|

**Utica Yeti**

|      |            |                            |                |               |               |               |                |                 |                 |                 |
|------|------------|----------------------------|----------------|---------------|---------------|---------------|----------------|-----------------|-----------------|-----------------|
| 2021 | Utica Yeti | <u>RBL</u><br>Empire North | <u>GP</u><br>6 | <u>W</u><br>4 | <u>L</u><br>1 | <u>T</u><br>0 | <u>OL</u><br>1 | <u>GF</u><br>63 | <u>GA</u><br>33 | <u>PTS</u><br>9 |
|------|------------|----------------------------|----------------|---------------|---------------|---------------|----------------|-----------------|-----------------|-----------------|

**Virginia Golden Bears**

|      |                       |                        |                |               |               |               |                |                 |                 |                 |
|------|-----------------------|------------------------|----------------|---------------|---------------|---------------|----------------|-----------------|-----------------|-----------------|
| 2021 | Virginia Golden Bears | <u>RBL</u><br>Maryland | <u>GP</u><br>6 | <u>W</u><br>2 | <u>L</u><br>4 | <u>T</u><br>0 | <u>OL</u><br>0 | <u>GF</u><br>70 | <u>GA</u><br>72 | <u>PTS</u><br>4 |
|------|-----------------------|------------------------|----------------|---------------|---------------|---------------|----------------|-----------------|-----------------|-----------------|

**Westminster Wild**

|      |                  |                        |                |               |               |               |                |                  |                 |                  |
|------|------------------|------------------------|----------------|---------------|---------------|---------------|----------------|------------------|-----------------|------------------|
| 2021 | Westminster Wild | <u>RBL</u><br>Maryland | <u>GP</u><br>6 | <u>W</u><br>5 | <u>L</u><br>1 | <u>T</u><br>0 | <u>OL</u><br>0 | <u>GF</u><br>104 | <u>GA</u><br>60 | <u>PTS</u><br>10 |
|------|------------------|------------------------|----------------|---------------|---------------|---------------|----------------|------------------|-----------------|------------------|

|              |                                 |               |
|--------------|---------------------------------|---------------|
| <b>2022-</b> | <b>Cambridge Nor'Easters</b>    |               |
| <b>2022-</b> | <b>Charlotte Reapers</b>        |               |
| <b>2022-</b> | <b>Collar City Kings</b>        |               |
| <b>2022-</b> | <b>Detroit Hooligans</b>        |               |
| 2022-2022    | Everett Express                 | <i>folded</i> |
| <b>2022-</b> | <b>Grand Rapids Grizzlies</b>   |               |
| <b>2022-</b> | <b>Inner Grove Isotopes</b>     |               |
| <b>2022-</b> | <b>Knoxville Shiners</b>        |               |
| 2022-2022    | Louisville Canards              | <i>folded</i> |
| <b>2022-</b> | <b>Maine Northmen</b>           |               |
| <b>2022-</b> | <b>Maryland Arrows</b>          |               |
| <b>2022-</b> | <b>Massachusetts Stallions</b>  |               |
| <b>2022-</b> | <b>Minneapolis Wheat Kings</b>  |               |
| 2022-2022    | Minnesota Freeze                | <i>folded</i> |
| 2022-2022    | Mooncrest Munitionz             | <i>folded</i> |
| <b>2022-</b> | <b>Nashville Ignite</b>         |               |
| <b>2022-</b> | <b>Oak City Owls</b>            |               |
| <b>2022-</b> | <b>Ohio Coyotes</b>             |               |
| <b>2022-</b> | <b>Oswego River Hawks</b>       |               |
| <b>2022-</b> | <b>Philadelphia Mustangs</b>    |               |
| <b>2022-</b> | <b>Pittsburgh Gnomes</b>        |               |
| 2022-2022    | Portland Voodoo                 | <i>folded</i> |
| <b>2022-</b> | <b>Rhode Island Rampage</b>     |               |
| <b>2022-</b> | <b>Salt City Eels</b>           |               |
| 2022-2022    | Saugerties NightPandas          | <i>folded</i> |
| <b>2022-</b> | <b>Seattle Kings</b>            |               |
| <b>2022-</b> | <b>Tacoma Triton</b>            |               |
| <b>2022-</b> | <b>Utica Yeti</b>               |               |
| <b>2022-</b> | <b>Virgina Golden Bears</b>     |               |
| <b>2022-</b> | <b>Westminster Wild</b>         |               |
| <b>2022-</b> | <b>Westrock Warhogs</b>         |               |
| <b>2023-</b> | <b>Atlanta ATLiens</b>          |               |
| <b>2023-</b> | <b>Austin Scorpions</b>         |               |
| <b>2023-</b> | <b>Charm City Cannons</b>       |               |
| <b>2023-</b> | <b>Dallas Defenders</b>         |               |
| <b>2023-</b> | <b>New Orleans Mambo</b>        |               |
| <b>2023-</b> | <b>Paper City Oaks</b>          |               |
| <b>2023-</b> | <b>St. Paul Blueshirts</b>      |               |
| <b>2023-</b> | <b>Slaughter County Yetis</b>   |               |
| <b>2023-</b> | <b>Thousand Islands Spirits</b> |               |
| <b>2023-</b> | <b>Tidewater Predators</b>      |               |
| <b>2023-</b> | <b>Tri-State Lacrosse</b>       |               |

**2022 NORTH AMERICAN BOX LACROSSE LEAGUE**

|                                   | <u>GP</u> | <u>W</u> | <u>L</u> | <u>T</u> | <u>GF</u> | <u>GA</u> | <u>PTS</u> |
|-----------------------------------|-----------|----------|----------|----------|-----------|-----------|------------|
| <b>NEW ENGLAND DIVISION</b>       |           |          |          |          |           |           |            |
| Maine Northmen                    | 9         | 9        | 0        | 0        | 187       | 81        | 18         |
| Cambridge Nor'Easters             | 9         | 5        | 4        | 0        | 151       | 99        | 10         |
| Massachusetts Stallions           | 7         | 3        | 4        | 0        | 95        | 106       | 6          |
| Rhode Island Rampage              | 9         | 0        | 9        | 0        | 72        | 219       | 0          |
| <b>UPSTATE DIVISION</b>           |           |          |          |          |           |           |            |
| Salt City Eels                    | 7         | 6        | 1        | 0        | 122       | 83        | 12         |
| Utica Yeti                        | 6         | 4        | 2        | 0        | 90        | 78        | 8          |
| Oswego River Hawks                | 6         | 1        | 5        | 0        | 77        | 93        | 2          |
| <b>METRO DIVISION</b>             |           |          |          |          |           |           |            |
| Collar City Kings                 | 5         | 4        | 1        | 0        | 71        | 45        | 8          |
| Philadelphia Mustangs             | 6         | 4        | 2        | 0        | 95        | 61        | 8          |
| WestRock Warhogs                  | 5         | 2        | 3        | 0        | 53        | 73        | 4          |
| Saugerties NightPandas            | 5         | 0        | 5        | 0        | 41        | 91        | 0          |
| <b>MID-ATLANTIC DIVISION</b>      |           |          |          |          |           |           |            |
| Westminster Wild*                 | 6         | 6        | 0        | 0        | 76        | 39        | 12         |
| Maryland Arrows                   | 7         | 2        | 5        | 0        | 60        | 78        | 4          |
| Virginia Golden Bears             | 11        | 2        | 9        | 0        | 92        | 153       | 4          |
| <b>SOUTHEAST DIVISION</b>         |           |          |          |          |           |           |            |
| Charlotte Reapers                 | 9         | 9        | 0        | 0        | 100       | 58        | 18         |
| Oak City Owls                     | 11        | 6        | 5        | 0        | 95        | 80        | 12         |
| Nashville Ignite                  | 8         | 1        | 7        | 0        | 70        | 90        | 2          |
| Knoxville Shiners                 | 8         | 1        | 7        | 0        | 47        | 94        | 2          |
| <b>GREAT LAKES DIVISION</b>       |           |          |          |          |           |           |            |
| Detroit Hooligans                 | 9         | 7        | 2        | 0        | 77        | 68        | 14         |
| Louisville Canards                | 6         | 5        | 1        | 0        | 76        | 36        | 10         |
| Grand Rapids Grizzlies            | 6         | 4        | 2        | 0        | 61        | 21        | 8          |
| Ohio Coyotes                      | 7         | 3        | 4        | 0        | 53        | 84        | 6          |
| Pittsburgh Gnomes                 | 4         | 1        | 3        | 0        | 27        | 38        | 2          |
| Mooncrest Munitionz               | 4         | 0        | 4        | 0        | 24        | 44        | 0          |
| <b>MIDWEST DIVISION</b>           |           |          |          |          |           |           |            |
| Minneapolis Wheat Kings           | 7         | 5        | 2        | 0        | 106       | 76        | 10         |
| Minnesota Freeze                  | 7         | 3        | 4        | 0        | 88        | 90        | 6          |
| Inver Grove Isotopes              | 6         | 2        | 4        | 0        | 63        | 91        | 4          |
| <b>PACIFIC NORTHWEST DIVISION</b> |           |          |          |          |           |           |            |
| Seattle Kings                     | 11        | 11       | 0        | 0        | 169       | 72        | 22         |
| Portland Voodoo                   | 10        | 5        | 5        | 0        | 82        | 83        | 10         |
| Everett Express                   | 9         | 3        | 6        | 0        | 69        | 72        | 6          |
| Tacoma Triton                     | 8         | 0        | 8        | 0        | 24        | 117       | 0          |
| <b>PLAYOFFS</b>                   |           |          |          |          |           |           |            |
| <b>RED POOL</b>                   |           |          |          |          |           |           |            |
| Maine Northmen                    | 3         | 3        | 0        | 0        | 19        | 14        | 6          |
| Utica Yeti                        | 3         | 1        | 2        | 0        | 22        | 36        | 2          |
| Minneapolis Wheat Kings           | 3         | 1        | 2        | 0        | 14        | 10        | 2          |
| Grand Rapids Grizzlies            | 3         | 1        | 2        | 0        | 25        | 20        | 2          |
| <b>BLACK POOL</b>                 |           |          |          |          |           |           |            |
| Westminster Wild                  | 3         | 3        | 0        | 0        | 37        | 22        | 6          |
| Seattle Kings                     | 3         | 1        | 1        | 1        | 25        | 27        | 3          |
| Collar City Kings                 | 3         | 0        | 1        | 2        | 22        | 30        | 2          |
| Charlotte Reapers                 | 3         | 0        | 2        | 1        | 27        | 32        | 1          |

**PLAYOFFS**

Minneapolis Wheat Kings defeated Charlotte Reapers 9-5

Maine Northmen defeated Seattle Kings 9-8

Westminster Wild defeated Grand Rapids Grizzlies 15-9

Utica Yeti defeated Seattle Kings 16-5

Westminster Wild defeated Maine Northmen 16-8

**2023 NORTH AMERICAN BOX LACROSSE LEAGUE**

|                                   | <u>GP</u> | <u>W</u> | <u>L</u> | <u>T</u> | <u>GF</u> | <u>GA</u> | <u>PTS</u> | <u>PCT</u> |
|-----------------------------------|-----------|----------|----------|----------|-----------|-----------|------------|------------|
| <b>NEW ENGLAND DIVISION</b>       |           |          |          |          |           |           |            |            |
| Maine Northmen                    | 8         | 7        | 1        | 0        |           |           |            | .875       |
| Cambridge Nor'Easters             | 10        | 8        | 2        | 0        |           |           |            | .800       |
| Paper City Oaks                   | 14        | 7        | 7        | 0        |           |           |            | .500       |
| Massachusetts Stallions           | 9         | 2        | 7        | 0        |           |           |            | .222       |
| Rhode Island Rampage              | 8         | 0        | 8        | 0        |           |           |            | .000       |
| <b>UPSTATE DIVISION</b>           |           |          |          |          |           |           |            |            |
| Thousand Islands Spirits          | 13        | 10       | 3        | 0        |           |           |            | .769       |
| Oswego River Hawks                | 11        | 7        | 4        | 0        |           |           |            | .636       |
| Utica Yeti                        | 9         | 3        | 6        | 0        |           |           |            | .333       |
| Salt City Eels                    | 6         | 0        | 6        | 0        |           |           |            | .000       |
| <b>METRO DIVISION</b>             |           |          |          |          |           |           |            |            |
| Collar City Kings                 | 9         | 5        | 4        | 0        |           |           |            | .556       |
| WestRock Warhogs                  | 4         | 2        | 2        | 0        |           |           |            | .500       |
| Philadelphia Mustangs             | 4         | 1        | 3        | 0        |           |           |            | .250       |
| Tri-State Lacrosse                | 1         | 0        | 1        | 0        |           |           |            | .000       |
| <b>MID-ATLANTIC DIVISION</b>      |           |          |          |          |           |           |            |            |
| Westminster Wild*                 | 13        | 13       | 0        | 0        |           |           |            | 1.000      |
| Virginia Golden Bears             | 9         | 5        | 4        | 0        |           |           |            | .556       |
| Maryland Arrows                   | 7         | 2        | 5        | 0        |           |           |            | .286       |
| Charm City Cannons                | 7         | 0        | 7        | 0        |           |           |            | .000       |
| <b>SOUTH ATLANTIC DIVISION</b>    |           |          |          |          |           |           |            |            |
| Charlotte Reapers                 | 8         | 5        | 3        | 0        |           |           |            | .625       |
| Oak City Owls                     | 10        | 5        | 5        | 0        |           |           |            | .500       |
| Tidewater Predators               | 2         | 0        | 2        | 0        |           |           |            | .000       |
| <b>SOUTHEAST DIVISION</b>         |           |          |          |          |           |           |            |            |
| Nashville Ignite                  | 11        | 8        | 3        | 0        |           |           |            | .727       |
| Atlanta ATLiens                   | 5         | 1        | 4        | 0        |           |           |            | .200       |
| Knoxville Shiners                 | 4         | 0        | 4        | 0        |           |           |            | .000       |
| <b>GREAT LAKES DIVISION</b>       |           |          |          |          |           |           |            |            |
| Grand Rapids Grizzlies            | 10        | 7        | 3        | 0        |           |           |            | .700       |
| Detroit Hooligans                 | 7         | 4        | 3        | 0        |           |           |            | .571       |
| Ohio Coyotes                      | 7         | 3        | 4        | 0        |           |           |            | .429       |
| Pittsburgh Gnomes                 | 6         | 0        | 6        | 0        |           |           |            | .000       |
| <b>MIDWEST DIVISION</b>           |           |          |          |          |           |           |            |            |
| Minneapolis Wheat Kings           | 12        | 11       | 1        | 0        |           |           |            | .917       |
| Inver Grove Isotopes              | 8         | 3        | 5        | 0        |           |           |            | .375       |
| St. Paul Blueshirts               | 6         | 0        | 6        | 0        |           |           |            | .000       |
| <b>GULF COAST DIVISION</b>        |           |          |          |          |           |           |            |            |
| Austin Scorpions                  | 11        | 7        | 4        | 0        |           |           |            | .636       |
| New Orleans Mambo                 | 3         | 0        | 3        | 0        |           |           |            | .000       |
| Dallas Defenders                  | 4         | 0        | 4        | 0        |           |           |            | .000       |
| <b>PACIFIC NORTHWEST DIVISION</b> |           |          |          |          |           |           |            |            |
| Seattle Kings                     | 11        | 9        | 2        | 0        |           |           |            | .818       |
| Tacoma Triton                     | 6         | 2        | 4        | 0        |           |           |            | .333       |
| Slaughter County Yetis            | 7         | 1        | 6        | 0        |           |           |            | .143       |

**PLAYOFFS**

Charlotte Reapers defeated Collar City Kings 8-3

Grand Rapids Grizzlies defeated Austin Scorpions 11-1

Westminster Wild defeated Charlotte Reapers 8-3

Seattle Kings defeated Paper City Oaks 4-3

Thousand Islands Spirits defeated Grand Rapids Grizzlies 7-6

Wheat Kings defeated Nashville Ignite 8-5

Collar City Kings defeated Austin Scorpions 7-6

Nashville Ignite defeated Paper City Oaks 11-10

Westminster Wild defeated Seattle Kings 17-6  
Thousand Islands Spirits defeated Wheat Kings 8-6  
Westminster Wild defeated Thousand Islands Spirits 12-5

**NORTH AMERICAN BOX LACROSSE LEAGUE – NATIONAL CHAMPIONSHIP**

|      | <u>Champion</u>         | <u>Finalist</u>          |
|------|-------------------------|--------------------------|
| 2022 | <b>Westminster Wild</b> | Maine Northmen           |
| 2023 | <b>Westminster Wild</b> | Thousand Islands Spirits |

**CAMBRIDGE NOR'EASTERS**

|             |                                     | <u>GP</u> | <u>W</u> | <u>L</u> | <u>T</u> | <u>OL</u> | <u>GF</u>  | <u>GA</u> | <u>PTS</u> | <u>PCT</u> |
|-------------|-------------------------------------|-----------|----------|----------|----------|-----------|------------|-----------|------------|------------|
| <b>2018</b> | <b>Cambridge Nor'easters (IBLA)</b> | <b>5</b>  | <b>5</b> | <b>0</b> | <b>0</b> | <b>0</b>  | <b>110</b> | <b>54</b> | <b>10</b>  |            |
| 2019        | Cambridge Nor'easters (IBLA)        | 6         | 2        | 4        | 0        | 0         | 82         | 120       | 4          |            |
| 2020        | Cambridge Nor'easters (IBLA)        |           |          |          |          |           |            |           |            |            |
| 2021        | Cambridge Nor'easters (IBLA)        | 8         | 4        | 4        | 0        | 0         | 92         | 85        | 8          |            |
| 2022        | Cambridge Nor'Easters               | 9         | 5        | 4        | 0        | 0         | 151        | 99        | 10         |            |
| 2023        | Cambridge Nor'Easters               | 10        | 8        | 2        | 0        | 0         |            |           |            | .800       |

**CHARLOTTE REAPERS**

|      |                          | <u>GP</u> | <u>W</u> | <u>L</u> | <u>T</u> | <u>OL</u> | <u>GF</u> | <u>GA</u> | <u>PTS</u> | <u>PCT</u> |
|------|--------------------------|-----------|----------|----------|----------|-----------|-----------|-----------|------------|------------|
| 2020 | Charlotte Reapers (IBLA) |           |          |          |          |           |           |           |            |            |
| 2021 | Charlotte Reapers (IBLA) | 6         | 4        | 2        | 0        | 0         | 75        | 44        | 8          |            |
| 2022 | Charlotte Reapers        | 9         | 9        | 0        | 0        | 0         | 100       | 58        | 18         |            |
| 2023 | Charlotte Reapers        | 8         | 5        | 3        | 0        | 0         |           |           |            | .625       |

**COLLAR CITY KINGS**

|      |                   | <u>GP</u> | <u>W</u> | <u>L</u> | <u>T</u> | <u>OL</u> | <u>GF</u> | <u>GA</u> | <u>PTS</u> | <u>PCT</u> |
|------|-------------------|-----------|----------|----------|----------|-----------|-----------|-----------|------------|------------|
| 2022 | Collar City Kings | 5         | 4        | 1        | 0        | 0         | 71        | 45        | 8          |            |
| 2023 | Collar City Kings | 9         | 5        | 4        | 0        | 0         |           |           |            | .556       |

**DETROIT HOOLIGANS**

|      |                          | <u>GP</u> | <u>W</u> | <u>L</u> | <u>T</u> | <u>OL</u> | <u>GF</u> | <u>GA</u> | <u>PTS</u> | <u>PCT</u> |
|------|--------------------------|-----------|----------|----------|----------|-----------|-----------|-----------|------------|------------|
| 2019 | Detroit Hooligans (IBLA) | 6         | 3        | 3        | 0        | 0         | 82        | 77        | 6          |            |
| 2020 | Detroit Hooligans (IBLA) | 4         | 0        | 4        | 0        | 0         | 25        | 61        | 0          |            |
| 2021 | Detroit Hooligans (IBLA) | 5         | 1        | 4        | 0        | 0         | 33        | 56        | 2          |            |
| 2022 | Detroit Hooligans        | 9         | 7        | 2        | 0        | 0         | 77        | 68        | 14         |            |
| 2023 | Detroit Hooligans        | 7         | 4        | 3        | 0        | 0         |           |           |            | .571       |

**Everett Express**

|      |                        | <u>GP</u> | <u>W</u> | <u>L</u> | <u>T</u> | <u>OL</u> | <u>GF</u> | <u>GA</u> | <u>PTS</u> | <u>PCT</u> |
|------|------------------------|-----------|----------|----------|----------|-----------|-----------|-----------|------------|------------|
| 2018 | Tacoma Express (IBLA)  | 2         | 1        | 1        | 0        | 0         | 20        | 25        | 2          |            |
| 2019 | Everett Express (IBLA) | 1         | 1        | 0        | 0        | 0         | 18        | 0         | 2          |            |
| 2020 | Everett Express (IBLA) |           |          |          |          |           |           |           |            |            |
| 2021 | Everett Express (IBLA) | 6         | 2        | 4        | 0        | 0         | 64        | 75        | 4          |            |
| 2022 | Everett Express        | 9         | 3        | 6        | 0        | 0         | 69        | 72        | 6          |            |

**GRAND RAPIDS GRIZZLIES**

|      |                               | <u>GP</u> | <u>W</u> | <u>L</u> | <u>T</u> | <u>OL</u> | <u>GF</u> | <u>GA</u> | <u>PTS</u> | <u>PCT</u> |
|------|-------------------------------|-----------|----------|----------|----------|-----------|-----------|-----------|------------|------------|
| 2020 | Grand Rapids Grizzlies (IBLA) | 4         | 4        | 0        | 0        | 0         | 61        | 25        | 8          |            |
| 2021 | Grand Rapids Grizzlies (IBLA) | 6         | 6        | 0        | 0        | 0         | 99        | 31        | 12         |            |
| 2022 | Grand Rapids Grizzlies        | 6         | 4        | 2        | 0        | 0         | 61        | 21        | 8          |            |
| 2023 | Grand Rapids Grizzlies        | 10        | 7        | 3        | 0        | 0         |           |           |            | .700       |

**INNER GROVE ISOTOPES**

|      |                             | <u>GP</u> | <u>W</u> | <u>L</u> | <u>T</u> | <u>OL</u> | <u>GF</u> | <u>GA</u> | <u>PTS</u> | <u>PCT</u> |
|------|-----------------------------|-----------|----------|----------|----------|-----------|-----------|-----------|------------|------------|
| 2021 | Inner Grove Isotopes (IBLA) | 5         | 2        | 3        | 0        | 0         | 48        | 58        | 4          |            |
| 2022 | Inver Grove Isotopes        | 6         | 2        | 4        | 0        | 0         | 63        | 91        | 4          |            |
| 2023 | Inver Grove Isotopes        | 8         | 3        | 5        | 0        | 0         |           |           |            | .375       |

**KNOXVILLE SHINERS**

|      |                   | <u>GP</u> | <u>W</u> | <u>L</u> | <u>T</u> | <u>OL</u> | <u>GF</u> | <u>GA</u> | <u>PTS</u> | <u>PCT</u> |
|------|-------------------|-----------|----------|----------|----------|-----------|-----------|-----------|------------|------------|
| 2022 | Knoxville Shiners | 8         | 1        | 7        | 0        | 0         | 47        | 94        | 2          |            |
| 2023 | Knoxville Shiners | 4         | 0        | 4        | 0        | 0         |           |           |            | .000       |

**Louisville Canards**

|      |                           | <u>GP</u> | <u>W</u> | <u>L</u> | <u>T</u> | <u>OL</u> | <u>GF</u> | <u>GA</u> | <u>PTS</u> | <u>PCT</u> |
|------|---------------------------|-----------|----------|----------|----------|-----------|-----------|-----------|------------|------------|
| 2019 | Louisville Canards (IBLA) | 5         | 5        | 0        | 0        | 0         | 103       | 49        | 10         |            |
| 2020 | Louisville Canards (IBLA) |           |          |          |          |           |           |           |            |            |
| 2021 | Louisville Canards (IBLA) | 1         | 1        | 0        | 0        | 0         | 15        | 3         | 2          |            |
| 2022 | Louisville Canards        | 6         | 5        | 1        | 0        |           | 76        | 36        | 10         |            |

**MAINE NORTHMEN**

|             |                              | <u>GP</u> | <u>W</u> | <u>L</u> | <u>T</u> | <u>OL</u> | <u>GF</u>  | <u>GA</u> | <u>PTS</u> | <u>PCT</u> |
|-------------|------------------------------|-----------|----------|----------|----------|-----------|------------|-----------|------------|------------|
| <b>2019</b> | <b>Maine Northmen (IBLA)</b> | <b>6</b>  | <b>6</b> | <b>0</b> | <b>0</b> | <b>0</b>  | <b>129</b> | <b>51</b> | <b>12</b>  |            |
| 2020        | Maine Northmen (IBLA)        |           |          |          |          |           |            |           |            |            |
| 2021        | Maine Northmen (IBLA)        | 8         | 7        | 1        | 0        | 0         | 111        | 52        | 14         |            |
| 2022        | Maine Northmen               | 9         | 9        | 0        | 0        |           | 187        | 81        | 18         |            |
| 2023        | Maine Northmen               | 8         | 7        | 1        | 0        |           |            |           |            | .875       |

**MARYLAND ARROWS**

|      |                        | <u>GP</u> | <u>W</u> | <u>L</u> | <u>T</u> | <u>OL</u> | <u>GF</u> | <u>GA</u> | <u>PTS</u> | <u>PCT</u> |
|------|------------------------|-----------|----------|----------|----------|-----------|-----------|-----------|------------|------------|
| 2021 | Maryland Arrows (IBLA) | 6         | 1        | 5        | 0        | 0         | 45        | 84        | 2          |            |
| 2022 | Maryland Arrows        | 7         | 2        | 5        | 0        |           | 60        | 78        | 4          |            |
| 2023 | Maryland Arrows        | 7         | 2        | 5        | 0        |           |           |           |            | .286       |

**MASSACHUSETTS STALLIONS**

|      |                         | <u>GP</u> | <u>W</u> | <u>L</u> | <u>T</u> | <u>OL</u> | <u>GF</u> | <u>GA</u> | <u>PTS</u> | <u>PCT</u> |
|------|-------------------------|-----------|----------|----------|----------|-----------|-----------|-----------|------------|------------|
| 2022 | Massachusetts Stallions | 7         | 3        | 4        | 0        |           | 95        | 106       | 6          |            |
| 2023 | Massachusetts Stallions | 9         | 2        | 7        | 0        |           |           |           |            | .222       |

**MINNEAPOLIS WHEAT KINGS**

|      |                                | <u>GP</u> | <u>W</u> | <u>L</u> | <u>T</u> | <u>OL</u> | <u>GF</u> | <u>GA</u> | <u>PTS</u> | <u>PCT</u> |
|------|--------------------------------|-----------|----------|----------|----------|-----------|-----------|-----------|------------|------------|
| 2017 | Blaine Lycans (IBLA)           | 6         | 2        | 4        | 0        | 0         | 66        | 77        | 4          |            |
| 2018 | Minneapolis Wheat Kings (IBLA) | 3         | 2        | 1        | 0        | 0         | 49        | 28        | 4          |            |
| 2019 | Minneapolis Wheat Kings (IBLA) | 6         | 6        | 0        | 0        | 0         | 105       | 46        | 12         |            |
| 2020 | Minneapolis Wheat Kings (IBLA) | 6         | 5        | 1        | 0        | 0         | 100       | 62        | 10         |            |
| 2021 | Minneapolis Wheat Kings (IBLA) | 6         | 6        | 0        | 0        | 0         | 103       | 43        | 12         |            |
| 2022 | Minneapolis Wheat Kings        | 7         | 5        | 2        | 0        |           | 106       | 76        | 10         |            |
| 2023 | Minneapolis Wheat Kings        | 12        | 11       | 1        | 0        |           |           |           |            | .917       |

**Minnesota Freeze**

|      |                         | <u>GP</u> | <u>W</u> | <u>L</u> | <u>T</u> | <u>OL</u> | <u>GF</u> | <u>GA</u> | <u>PTS</u> | <u>PCT</u> |
|------|-------------------------|-----------|----------|----------|----------|-----------|-----------|-----------|------------|------------|
| 2017 | Hastings Walleye (IBLA) | 6         | 4        | 2        | 0        | 0         | 77        | 66        | 8          |            |
| 2018 | Hastings Walleye (IBLA) | 3         | 2        | 1        | 0        | 0         | 48        | 33        | 4          |            |
| 2019 | Eastside Freeze (IBLA)  | 6         | 2        | 4        | 0        | 0         | 60        | 72        | 4          |            |
| 2020 | Eastside Freeze (IBLA)  | 6         | 4        | 2        | 0        | 0         | 78        | 56        | 8          |            |
| 2021 | Eastside Freeze (IBLA)  | 4         | 2        | 1        | 0        | 1         | 41        | 44        | 5          |            |
| 2022 | Minnesota Freeze        | 7         | 3        | 4        | 0        |           | 88        | 90        | 6          |            |

**Mooncrest Munionz**

|      |                          | <u>GP</u> | <u>W</u> | <u>L</u> | <u>T</u> | <u>OL</u> | <u>GF</u> | <u>GA</u> | <u>PTS</u> | <u>PCT</u> |
|------|--------------------------|-----------|----------|----------|----------|-----------|-----------|-----------|------------|------------|
| 2020 | Mooncrest Munionz (IBLA) | 2         | 2        | 0        | 0        | 0         | 56        | 20        | 4          |            |
| 2021 | Mooncrest Munionz (IBLA) | 6         | 3        | 3        | 0        | 0         | 38        | 53        | 6          |            |
| 2022 | Mooncrest Munionz        | 4         | 0        | 4        | 0        |           | 24        | 44        | 0          |            |

**NASHVILLE IGNITE**

|      |                         | <u>GP</u> | <u>W</u> | <u>L</u> | <u>T</u> | <u>OL</u> | <u>GF</u> | <u>GA</u> | <u>PTS</u> | <u>PCT</u> |
|------|-------------------------|-----------|----------|----------|----------|-----------|-----------|-----------|------------|------------|
| 2020 | Nashville Ignite (IBLA) |           |          |          |          |           |           |           |            |            |
| 2021 | Nashville Ignite (IBLA) | 6         | 4        | 2        | 0        | 0         | 64        | 35        | 8          |            |
| 2022 | Nashville Ignite        | 8         | 1        | 7        | 0        |           | 70        | 90        | 2          |            |
| 2023 | Nashville Ignite        | 11        | 8        | 3        | 0        |           |           |           |            | .727       |



**OAK CITY OWLS**

|      |               | <u>GP</u> | <u>W</u> | <u>L</u> | <u>T</u> | <u>GF</u> | <u>GA</u> | <u>PTS</u> | <u>PCT</u> |
|------|---------------|-----------|----------|----------|----------|-----------|-----------|------------|------------|
| 2022 | Oak City Owls | 11        | 6        | 5        | 0        | 95        | 80        | 12         |            |
| 2023 | Oak City Owls | 10        | 5        | 5        | 0        |           |           |            | .500       |

**OHIO COYOTES**

|      |                       | <u>GP</u> | <u>W</u> | <u>L</u> | <u>T</u> | <u>OL</u> | <u>GF</u> | <u>GA</u> | <u>PTS</u> | <u>PCT</u> |
|------|-----------------------|-----------|----------|----------|----------|-----------|-----------|-----------|------------|------------|
| 2018 | Columbus Crows (IBLA) | 5         | 4        | 0        | 0        | 1         | 81        | 56        | 9          |            |
| 2019 | Columbus Crows (IBLA) | 6         | 3        | 3        | 0        | 0         | 87        | 76        | 6          |            |
| 2020 | Columbus Crows (IBLA) |           |          |          |          |           |           |           |            |            |
| 2021 | Ohio Coyotes (IBLA)   | 1         | 1        | 0        | 0        | 0         | 13        | 9         | 2          |            |
| 2022 | Ohio Coyotes          | 7         | 3        | 4        | 0        |           | 53        | 84        | 6          |            |
| 2023 | Ohio Coyotes          | 7         | 3        | 4        | 0        |           |           |           |            | .429       |

**OSWEGO RIVER HAWKS**

|      |                    | <u>GP</u> | <u>W</u> | <u>L</u> | <u>T</u> | <u>GF</u> | <u>GA</u> | <u>PTS</u> | <u>PCT</u> |
|------|--------------------|-----------|----------|----------|----------|-----------|-----------|------------|------------|
| 2022 | Oswego River Hawks | 6         | 1        | 5        | 0        | 77        | 93        | 2          |            |
| 2023 | Oswego River Hawks | 11        | 7        | 4        | 0        |           |           |            | .636       |

**PHILADELPHIA MUSTANGS**

|      |                       | <u>GP</u> | <u>W</u> | <u>L</u> | <u>T</u> | <u>GF</u> | <u>GA</u> | <u>PTS</u> | <u>PCT</u> |
|------|-----------------------|-----------|----------|----------|----------|-----------|-----------|------------|------------|
| 2022 | Philadelphia Mustangs | 6         | 4        | 2        | 0        | 95        | 61        | 8          |            |
| 2023 | Philadelphia Mustangs | 4         | 1        | 3        | 0        |           |           |            | .250       |

**PITTSBURGH GNOMES**

|      |                          | <u>GP</u> | <u>W</u> | <u>L</u> | <u>T</u> | <u>OL</u> | <u>GF</u> | <u>GA</u> | <u>PTS</u> | <u>PCT</u> |
|------|--------------------------|-----------|----------|----------|----------|-----------|-----------|-----------|------------|------------|
| 2021 | Pittsburgh Gnomes (IBLA) | 6         | 0        | 6        | 0        | 0         | 36        | 87        | 0          |            |
| 2022 | Pittsburgh Gnomes        | 4         | 1        | 3        | 0        |           | 27        | 38        | 2          |            |
| 2023 | Pittsburgh Gnomes        | 6         | 0        | 6        | 0        |           |           |           |            | .000       |

**Portland Voodoo**

|      |                                | <u>GP</u> | <u>W</u> | <u>L</u> | <u>T</u> | <u>OL</u> | <u>GF</u> | <u>GA</u> | <u>PTS</u> | <u>PCT</u> |
|------|--------------------------------|-----------|----------|----------|----------|-----------|-----------|-----------|------------|------------|
| 2017 | Portland River Monsters (IBLA) | 5         | 4        | 1        | 0        | 0         | 99        | 66        | 8          |            |
| 2018 | Portland Voodoo (IBLA)         | 2         | 1        | 1        | 0        | 0         | 25        | 20        | 2          |            |
| 2019 | Portland Voodoo (IBLA)         | 1         | 0        | 1        | 0        | 0         | 0         | 18        | 0          |            |
| 2020 | Portland Voodoo (IBLA)         |           |          |          |          |           |           |           |            |            |
| 2021 | Portland Voodoo (IBLA)         | 6         | 4        | 2        | 0        | 0         | 66        | 69        | 8          |            |
| 2022 | Portland Voodoo                | 10        | 5        | 5        | 0        |           | 82        | 83        | 10         |            |

**RHODE ISLAND RAMPAGE**

|      |                      | <u>GP</u> | <u>W</u> | <u>L</u> | <u>T</u> | <u>GF</u> | <u>GA</u> | <u>PTS</u> | <u>PCT</u> |
|------|----------------------|-----------|----------|----------|----------|-----------|-----------|------------|------------|
| 2022 | Rhode Island Rampage | 9         | 0        | 9        | 0        | 72        | 219       | 0          |            |
| 2023 | Rhode Island Rampage | 8         | 0        | 8        | 0        |           |           |            | .000       |

**SALT CITY EELS**

|      |                       | <u>GP</u> | <u>W</u> | <u>L</u> | <u>T</u> | <u>OL</u> | <u>GF</u> | <u>GA</u> | <u>PTS</u> | <u>PCT</u> |
|------|-----------------------|-----------|----------|----------|----------|-----------|-----------|-----------|------------|------------|
| 2021 | Salt City Eels (IBLA) | 6         | 6        | 0        | 0        | 0         | 92        | 34        | 12         |            |
| 2022 | Salt City Eels        | 7         | 6        | 1        | 0        |           | 122       | 83        | 12         |            |
| 2023 | Salt City Eels        | 6         | 0        | 6        | 0        |           |           |           |            | .000       |

**Saugerties NightPandas**

|      |                               | <u>GP</u> | <u>W</u> | <u>L</u> | <u>T</u> | <u>OL</u> | <u>GF</u> | <u>GA</u> | <u>PTS</u> | <u>PCT</u> |
|------|-------------------------------|-----------|----------|----------|----------|-----------|-----------|-----------|------------|------------|
| 2020 | Newburgh NightPandas (IBLA)   | 5         | 1        | 4        | 0        | 0         | 75        | 95        | 2          |            |
| 2021 | Saugerties NightPandas (IBLA) | 6         | 0        | 6        | 0        | 0         | 30        | 86        | 0          |            |
| 2022 | Saugerties NightPandas        | 5         | 0        | 5        | 0        |           | 41        | 91        | 0          |            |

**SEATTLE KINGS**

|      |                      | <u>GP</u> | <u>W</u> | <u>L</u> | <u>T</u> | <u>OL</u> | <u>GF</u> | <u>GA</u> | <u>PTS</u> | <u>PCT</u> |
|------|----------------------|-----------|----------|----------|----------|-----------|-----------|-----------|------------|------------|
| 2020 | Seattle Kings (IBLA) |           |          |          |          |           |           |           |            |            |
| 2021 | Seattle Kings (IBLA) | 6         | 3        | 3        | 0        | 0         | 55        | 41        | 6          |            |
| 2022 | Seattle Kings        | 11        | 11       | 0        | 0        |           | 169       | 72        | 22         |            |
| 2023 | Seattle Kings        | 11        | 9        | 2        | 0        |           |           |           |            | .818       |

**TACOMA TRITON**

|      |               | <u>GP</u> | <u>W</u> | <u>L</u> | <u>T</u> |  | <u>GF</u> | <u>GA</u> | <u>PTS</u> | <u>PCT</u> |
|------|---------------|-----------|----------|----------|----------|--|-----------|-----------|------------|------------|
| 2022 | Tacoma Triton | 8         | 0        | 8        | 0        |  | 24        | 117       | 0          |            |
| 2023 | Tacoma Triton | 6         | 2        | 4        | 0        |  |           |           |            | .333       |

**UTICA YETI**

|      |                   | <u>GP</u> | <u>W</u> | <u>L</u> | <u>T</u> | <u>OL</u> | <u>GF</u> | <u>GA</u> | <u>PTS</u> | <u>PCT</u> |
|------|-------------------|-----------|----------|----------|----------|-----------|-----------|-----------|------------|------------|
| 2021 | Utica Yeti (IBLA) | 6         | 4        | 1        | 0        | 1         | 63        | 33        | 9          |            |
| 2022 | Utica Yeti        | 6         | 4        | 2        | 0        |           | 90        | 78        | 8          |            |
| 2023 | Utica Yeti        | 9         | 3        | 6        | 0        |           |           |           |            | .333       |

**VIRGINIA GOLDEN BEARS**

|      |                              | <u>GP</u> | <u>W</u> | <u>L</u> | <u>T</u> | <u>OL</u> | <u>GF</u> | <u>GA</u> | <u>PTS</u> | <u>PCT</u> |
|------|------------------------------|-----------|----------|----------|----------|-----------|-----------|-----------|------------|------------|
| 2021 | Virginia Golden Bears (IBLA) | 6         | 2        | 4        | 0        | 0         | 70        | 72        | 4          |            |
| 2022 | Virginia Golden Bears        | 11        | 2        | 9        | 0        |           | 92        | 153       | 4          |            |
| 2023 | Virginia Golden Bears        | 9         | 5        | 4        | 0        |           |           |           |            | .556       |

**WESTMINSTER WILD**

|      |                         | <u>GP</u> | <u>W</u> | <u>L</u> | <u>T</u> | <u>OL</u> | <u>GF</u> | <u>GA</u> | <u>PTS</u> | <u>PCT</u> |
|------|-------------------------|-----------|----------|----------|----------|-----------|-----------|-----------|------------|------------|
| 2021 | Westminster Wild (IBLA) | 6         | 5        | 1        | 0        | 0         | 104       | 60        | 10         |            |
| 2022 | Westminster Wild        | 6         | 6        | 0        | 0        |           | 76        | 39        | 12         |            |
| 2023 | Westminster Wild        | 13        | 13       | 0        | 0        |           |           |           |            | 1.000      |

**WESTROCK WARHOGS**

|      |                  | <u>GP</u> | <u>W</u> | <u>L</u> | <u>T</u> |  | <u>GF</u> | <u>GA</u> | <u>PTS</u> | <u>PCT</u> |
|------|------------------|-----------|----------|----------|----------|--|-----------|-----------|------------|------------|
| 2022 | WestRock Warhogs | 5         | 2        | 3        | 0        |  | 53        | 73        | 4          |            |
| 2023 | WestRock Warhogs | 4         | 2        | 2        | 0        |  |           |           |            | .500       |

**ATLANTA ATLIENS**

|      |                 | <u>GP</u> | <u>W</u> | <u>L</u> | <u>T</u> |  | <u>GF</u> | <u>GA</u> | <u>PTS</u> | <u>PCT</u> |
|------|-----------------|-----------|----------|----------|----------|--|-----------|-----------|------------|------------|
| 2023 | Atlanta ATLiens | 5         | 1        | 4        | 0        |  |           |           |            | .200       |

**AUSTIN SCORPIONS**

|      |                             | <u>GP</u> | <u>W</u> | <u>L</u> | <u>T</u> | <u>OL</u> | <u>GF</u> | <u>GA</u> | <u>PTS</u> | <u>PCT</u> |
|------|-----------------------------|-----------|----------|----------|----------|-----------|-----------|-----------|------------|------------|
| 2021 | Austin Scorpions (IBLA)     | 5         | 4        | 1        | 0        | 0         | 72        | 41        | 8          |            |
| 2022 | <i>suspended operations</i> |           |          |          |          |           |           |           |            |            |
| 2023 | Austin Scorpions            | 11        | 7        | 4        | 0        |           |           |           |            | .636       |

**CHARM CITY CANNONS**

|      |                    | <u>GP</u> | <u>W</u> | <u>L</u> | <u>T</u> |  | <u>GF</u> | <u>GA</u> | <u>PTS</u> | <u>PCT</u> |
|------|--------------------|-----------|----------|----------|----------|--|-----------|-----------|------------|------------|
| 2023 | Charm City Cannons | 7         | 0        | 7        | 0        |  |           |           |            | .000       |

**DALLAS DEFENDERS**

|      |                  | <u>GP</u> | <u>W</u> | <u>L</u> | <u>T</u> |  | <u>GF</u> | <u>GA</u> | <u>PTS</u> | <u>PCT</u> |
|------|------------------|-----------|----------|----------|----------|--|-----------|-----------|------------|------------|
| 2023 | Dallas Defenders | 4         | 0        | 4        | 0        |  |           |           |            | .000       |

**NEW ORLEANS MAMBO**

|      |                             | <u>GP</u> | <u>W</u> | <u>L</u> | <u>T</u> | <u>OL</u> | <u>GF</u> | <u>GA</u> | <u>PTS</u> | <u>PCT</u> |
|------|-----------------------------|-----------|----------|----------|----------|-----------|-----------|-----------|------------|------------|
| 2021 | New Orleans Mambo (IBLA)    | 4         | 4        | 0        | 0        | 0         | 59        | 26        | 8          |            |
| 2022 | <i>suspended operations</i> |           |          |          |          |           |           |           |            |            |
| 2023 | New Orleans Mambo           | 3         | 0        | 3        | 0        |           |           |           |            | .000       |

**PAPER CITY OAKS**

|      |                 | <u>GP</u> | <u>W</u> | <u>L</u> | <u>T</u> |  | <u>GF</u> | <u>GA</u> | <u>PTS</u> | <u>PCT</u> |
|------|-----------------|-----------|----------|----------|----------|--|-----------|-----------|------------|------------|
| 2023 | Paper City Oaks | 14        | 7        | 7        | 0        |  |           |           |            | .500       |

**ST. PAUL BLUESHIRTS**

|      |                     | <u>GP</u> | <u>W</u> | <u>L</u> | <u>T</u> |  | <u>GF</u> | <u>GA</u> | <u>PTS</u> | <u>PCT</u> |
|------|---------------------|-----------|----------|----------|----------|--|-----------|-----------|------------|------------|
| 2023 | St. Paul Blueshirts | 6         | 0        | 6        | 0        |  |           |           |            | .000       |

**SLAUGHTER COUNTY YETIS**

|      |                        | <u>GP</u> | <u>W</u> | <u>L</u> | <u>T</u> |  | <u>GF</u> | <u>GA</u> | <u>PTS</u> | <u>PCT</u> |
|------|------------------------|-----------|----------|----------|----------|--|-----------|-----------|------------|------------|
| 2023 | Slaughter County Yetis | 7         | 1        | 6        | 0        |  |           |           |            | .143       |

**TIDEWATER PREDATORS**

|      |                     | <u>GP</u> | <u>W</u> | <u>L</u> | <u>T</u> |  | <u>GF</u> | <u>GA</u> | <u>PTS</u> | <u>PCT</u> |
|------|---------------------|-----------|----------|----------|----------|--|-----------|-----------|------------|------------|
| 2023 | Tidewater Predators | 2         | 0        | 2        | 0        |  |           |           |            | .000       |

**THOUSAND ISLANDS SPIRITS**

|      |                          | <u>GP</u> | <u>W</u> | <u>L</u> | <u>T</u> |  | <u>GF</u> | <u>GA</u> | <u>PTS</u> | <u>PCT</u> |
|------|--------------------------|-----------|----------|----------|----------|--|-----------|-----------|------------|------------|
| 2023 | Thousand Islands Spirits | 13        | 10       | 3        | 0        |  |           |           |            | .769       |

**TRI-STATE LACROSSE**

|      |                    | <u>GP</u> | <u>W</u> | <u>L</u> | <u>T</u> |  | <u>GF</u> | <u>GA</u> | <u>PTS</u> | <u>PCT</u> |
|------|--------------------|-----------|----------|----------|----------|--|-----------|-----------|------------|------------|
| 2023 | Tri-State Lacrosse | 1         | 0        | 1        | 0        |  |           |           |            | .000       |

**ARENA LACROSSE LEAGUE****2017-**

|              |  |  |
|--------------|--|--|
| <b>2017-</b> | <b>Oshawa Outlaws</b>                          |  |
| <b>2017-</b> | <b>Paris River Wolves</b>                      |  |
| <b>2017-</b> | <b>Peterborough Timbermen</b>                  |  |
| 2017-2022    | St. Catharines ShockWave                       | <i>transferred to Six Nations [Ohsweken]</i> |
| <b>2017-</b> | <b>Six Nations Snipers</b>                     |  |
| <b>2017-</b> | <b>Toronto Monarchs</b>                        |  |
| <b>2018-</b> | <b>Whitby Steelhawks</b>                       |  |
| <b>2021-</b> | <b>Black Fish Lacrosse Club [Langley]</b>      |  |
| <b>2021-</b> | <b>Grizzlies Lacrosse Club [Langley]</b>       |  |
| <b>2021-</b> | <b>Sea Spray Lacrosse Club [Langley]</b>       |  |
| <b>2021-</b> | <b>Shooting Eagles Lacrosse Club [Langley]</b> |  |
| <b>2023-</b> | <b>Brampton Express</b>                        |  |
| <b>2023-</b> | <b>Ohsweken Bears</b>                          |  |

**2017 ARENA LACROSSE LEAGUE**

|                          | <u>GP</u> | <u>W</u> | <u>L</u> | <u>T</u> | <u>GF</u> | <u>GA</u> | <u>PTS</u> |
|--------------------------|-----------|----------|----------|----------|-----------|-----------|------------|
| Oshawa Outlaws*          | 14        | 10       | 4        | 0        | 179       | 152       | 20         |
| Six Nations Snipers      | 14        | 9        | 5        | 0        | 186       | 152       | 18         |
| Toronto Monarchs         | 14        | 8        | 6        | 0        | 183       | 174       | 16         |
| St. Catharines ShockWave | 14        | 7        | 7        | 0        | 160       | 175       | 14         |
| Paris RiverWolves        | 14        | 5        | 9        | 0        | 175       | 195       | 10         |
| Peterborough Timbermen   | 14        | 3        | 11       | 0        | 149       | 184       | 6          |

**PLAYOFFS**

St. Catharines ShockWave defeated Paris RiverWolves 15-11

Toronto Monarchs defeated Peterborough Timbermen 13-10

Oshawa Outlaws defeated St. Catharines ShockWave 11-10

Toronto Monarchs defeated Six Nations Snipers 14-11

Oshawa Outlaws defeated Toronto Monarchs 11-10

**2018 ARENA LACROSSE LEAGUE**

|                          | <u>GP</u> | <u>W</u> | <u>L</u> | <u>GF</u> | <u>GA</u> | <u>PTS</u> |
|--------------------------|-----------|----------|----------|-----------|-----------|------------|
| Toronto Monarchs         | 14        | 11       | 3        | 208       | 170       | 22         |
| Paris RiverWolves        | 14        | 8        | 6        | 194       | 184       | 16         |
| St. Catharines Shockwave | 14        | 8        | 6        | 196       | 192       | 16         |
| Whitby Steelhawks*       | 14        | 7        | 7        | 201       | 215       | 14         |
| Six Nations Snipers      | 14        | 5        | 9        | 201       | 209       | 10         |
| Oshawa Outlaws           | 14        | 5        | 9        | 185       | 198       | 10         |
| Peterborough Timbermen   | 14        | 5        | 9        | 157       | 174       | 10         |

**PLAYOFFS**

Paris RiverWolves defeated Peterborough Timbermen 15-11

St. Catharines Shockwave defeated Oshawa Outlaws 16-12

Whitby Steelhawks defeated Six Nations Snipers 16-14

Whitby Steelhawks defeated Toronto Monarchs 10-9 OT

Paris RiverWolves defeated St. Catharines Shockwave 11-9

Whitby Steelhawks defeated Paris RiverWolves 12-10

**2019 ARENA LACROSSE LEAGUE**

|                           | <u>GP</u> | <u>W</u> | <u>L</u> | <u>GF</u> | <u>GA</u> | <u>PTS</u> |
|---------------------------|-----------|----------|----------|-----------|-----------|------------|
| St. Catharines Shockwave* | 14        | 13       | 1        | 201       | 140       | 26         |
| Peterborough Timbermen    | 14        | 9        | 5        | 198       | 169       | 18         |
| Paris RiverWolves         | 14        | 6        | 8        | 159       | 192       | 12         |
| Oshawa Outlaws            | 14        | 6        | 8        | 175       | 193       | 12         |
| Toronto Monarchs          | 14        | 5        | 9        | 174       | 183       | 10         |
| Six Nations Snipers       | 14        | 5        | 9        | 182       | 170       | 10         |
| Whitby Steelhawks         | 14        | 5        | 9        | 157       | 199       | 10         |

**PLAYOFFS**

Whitby Steelhawks defeated Peterborough Timbermen 12-7  
 Paris RiverWolves defeated Six Nations Snipers 20-11  
 Oshawa Outlaws defeated Toronto Monarchs 14-12

St. Catharines Shockwave defeated Whitby Steelhawks 19-11  
 Paris RiverWolves defeated Oshawa Outlaws 14-13

St. Catharines Shockwave defeated Paris RiverWolves 8-6

**2020 ARENA LACROSSE LEAGUE**

|                          | <u>GP</u> | <u>W</u> | <u>L</u> | <u>GF</u> | <u>GA</u> | <u>PTS</u> |
|--------------------------|-----------|----------|----------|-----------|-----------|------------|
| Whitby Steelhawks        | 11        | 9        | 2        | 151       | 101       | 18         |
| Paris RiverWolves        | 12        | 8        | 4        | 142       | 128       | 17         |
| Peterborough Timbermen   | 12        | 6        | 6        | 143       | 173       | 12         |
| Six Nations Snipers      | 11        | 5        | 6        | 138       | 139       | 10         |
| St. Catharines Shockwave | 12        | 5        | 7        | 172       | 165       | 10         |
| Oshawa Outlaws           | 12        | 5        | 7        | 189       | 192       | 10         |
| Toronto Monarchs         | 12        | 3        | 9        | 115       | 152       | 6          |

*Arena Lacrosse League suspended play on March 14, 2020 due to the COVID-19 coronavirus pandemic*

**2021-22 ARENA LACROSSE LEAGUE**

| ARENA LACROSSE LEAGUE – EAST  | <u>GP</u> | <u>W</u> | <u>L</u> | <u>GF</u> | <u>GA</u> | <u>PCT</u> |
|-------------------------------|-----------|----------|----------|-----------|-----------|------------|
| Six Nations Snipers*          | 12        | 10       | 2        | 209       | 143       | .833       |
| Whitby Steelhawks             | 12        | 8        | 4        | 159       | 141       | .667       |
| Paris RiverWolves             | 12        | 6        | 6        | 138       | 149       | .500       |
| Peterborough Timbermen        | 12        | 5        | 7        | 149       | 168       | .417       |
| Oshawa Outlaws                | 12        | 5        | 7        | 132       | 148       | .417       |
| St. Catharines Shockwave      | 12        | 4        | 8        | 143       | 166       | .333       |
| Toronto Monarchs              | 12        | 4        | 8        | 142       | 157       | .333       |
| ARENA LACROSSE LEAGUE – WEST  | <u>GP</u> | <u>W</u> | <u>L</u> | <u>GF</u> | <u>GA</u> | <u>PCT</u> |
| Sea Spray Lacrosse Club*      | 12        | 9        | 3        | 182       | 138       | .750       |
| Shooting Eagles Lacrosse Club | 12        | 6        | 6        | 165       | 158       | .500       |
| Grizzlies Lacrosse Club       | 12        | 5        | 7        | 129       | 148       | .417       |
| Black Fish Lacrosse Club      | 12        | 4        | 8        | 130       | 162       | .333       |

**PLAYOFFS – EAST**

St. Catharines Shockwave defeated Toronto Monarchs 18-13

St. Catharines Shockwave defeated Paris 16-10  
 Oshawa Outlaws defeated Peterborough 20-12

Six Nations Snipers defeated St. Catharines Shockwave 13-12 OT  
 Whitby Steelhawks defeated Oshawa Outlaws 10-8

Six Nations Snipers defeated Whitby Steelhawks 16-11

**PLAYOFFS – WEST**

Sea Spray Lacrosse Club defeated Black Fish Lacrosse Club 11-7  
 Grizzlies Lacrosse Club defeated Shooting Eagles Lacrosse Club 11-7

Sea Spray Lacrosse Club defeated Grizzlies Lacrosse Club 2 games to 1 (8-9, 14-13 OT, 2-1 MG)

**2022-23 ARENA LACROSSE LEAGUE**

| ARENA LACROSSE LEAGUE – EAST | <u>GP</u> | <u>W</u> | <u>L</u> | <u>GF</u> | <u>GA</u> | <u>PCT</u> |
|------------------------------|-----------|----------|----------|-----------|-----------|------------|
| Toronto Monarchs*            | 14        | 11       | 3        | 220       | 191       | .786       |
| Brampton Express             | 14        | 11       | 3        | 224       | 145       | .786       |
| Oshawa Outlaws               | 14        | 10       | 4        | 220       | 162       | .714       |
| Whitby Steelhawks            | 14        | 9        | 5        | 216       | 177       | .643       |
| Paris RiverWolves            | 14        | 6        | 8        | 177       | 191       | .429       |
| Six Nations Snipers          | 14        | 5        | 9        | 162       | 212       | .357       |
| Ohsweken Bears               | 14        | 3        | 11       | 170       | 217       | .214       |
| Peterborough Timbermen       | 14        | 1        | 13       | 128       | 222       | .071       |

| ARENA LACROSSE LEAGUE – WEST   | <u>GP</u> | <u>W</u> | <u>L</u> | <u>GF</u> | <u>GA</u> | <u>PCT</u> |
|--------------------------------|-----------|----------|----------|-----------|-----------|------------|
| Shooting Eagles Lacrosse Club* | 14        | 10       | 4        | 204       | 176       | .714       |
| Sea Spray Lacrosse Club        | 14        | 8        | 6        | 179       | 182       | .571       |
| Black Fish Lacrosse Club       | 14        | 6        | 8        | 173       | 186       | .429       |
| Grizzlies Lacrosse Club        | 14        | 4        | 10       | 157       | 169       | .286       |

**PLAYOFFS – EAST**

Toronto Monarchs defeated Peterborough Timbermen 16-10  
 Six Nations Snipers defeated Oshawa Outlaws 15-13  
 Paris RiverWolves defeated Whitby Steelhawks 18-17 OT  
 Brampton Express defeated Ohsweken Bears 15-13

Toronto Monarchs defeated Six Nations Snipers 19-13  
 Brampton Express defeated Paris RiverWolves 16-12

Toronto Monarchs defeated Brampton Express 10-8

**PLAYOFFS – WEST**

Shooting Eagles Lacrosse Club defeated Grizzlies Lacrosse Club 15-12  
 Sea Spray Lacrosse Club defeated Black Fish Lacrosse Club 14-9

Shooting Eagles Lacrosse Club defeated Sea Spray Lacrosse Club 2 games to 1 (11-23, 14-11, 4-1 MG)

**ARENA LACROSSE LEAGUE CUP – PLAYOFF CHAMPIONS**

|      | <u>Champion</u>                 | <u>Finalist</u>   |
|------|---------------------------------|-------------------|
| 2017 | <b>Oshawa Outlaws</b>           | Toronto Monarchs  |
| 2018 | <b>Whitby Steelhawks</b>        | Paris RiverWolves |
| 2019 | <b>St. Catharines Shockwave</b> | Paris RiverWolves |
| 2020 | <i>no decision</i>              |                   |

**ARENA LACROSSE LEAGUE EAST – PLAYOFF CHAMPIONS**

|         | <u>Champion</u>            | <u>Finalist</u>   |
|---------|----------------------------|-------------------|
| 2021-22 | <b>Six Nations Snipers</b> | Whitby Steelhawks |
| 2022-23 | <b>Toronto Monarchs</b>    | Brampton Express  |

**ARENA LACROSSE LEAGUE WEST – PLAYOFF CHAMPIONS**

|         | <u>Champion</u>                      | <u>Finalist</u>         |
|---------|--------------------------------------|-------------------------|
| 2021-22 | <b>Sea Spray Lacrosse Club</b>       | Grizzlies Lacrosse Club |
| 2022-23 | <b>Shooting Eagles Lacrosse Club</b> | Sea Spray Lacrosse Club |

## OSHAWA OUTLAWS

|             |                       | <u>GP</u> | <u>W</u>  | <u>L</u> | <u>T</u> | <u>GF</u>  | <u>GA</u>  | <u>PTS</u> | <u>PCT</u> |
|-------------|-----------------------|-----------|-----------|----------|----------|------------|------------|------------|------------|
| <b>2017</b> | <b>Oshawa Outlaws</b> | <b>14</b> | <b>10</b> | <b>4</b> | <b>0</b> | <b>179</b> | <b>152</b> | <b>20</b>  |            |
| 2018        | Oshawa Outlaws        | 14        | 5         | 9        |          | 185        | 198        | 10         |            |
| 2019        | Oshawa Outlaws        | 14        | 6         | 8        |          | 175        | 193        | 12         |            |
| 2020*       | Oshawa Outlaws        | 12        | 5         | 7        |          | 189        | 192        | 10         |            |
| 2021-22     | Oshawa Outlaws        | 12        | 5         | 7        |          | 132        | 148        | 10         | .417       |
| 2022-23     | Oshawa Outlaws        | 14        | 10        | 4        |          | 220        | 162        |            | .714       |

## PARIS RIVERWOLVES

|         |                   | <u>GP</u> | <u>W</u> | <u>L</u> | <u>T</u> | <u>GF</u> | <u>GA</u> | <u>PTS</u> | <u>PCT</u> |
|---------|-------------------|-----------|----------|----------|----------|-----------|-----------|------------|------------|
| 2017    | Paris RiverWolves | 14        | 5        | 9        | 0        | 175       | 195       | 10         |            |
| 2018    | Paris RiverWolves | 14        | 8        | 6        |          | 194       | 184       | 16         |            |
| 2019    | Paris RiverWolves | 14        | 6        | 8        |          | 159       | 192       | 12         |            |
| 2020*   | Paris RiverWolves | 12        | 8        | 4        |          | 142       | 128       | 17         |            |
| 2021-22 | Paris RiverWolves | 12        | 6        | 6        |          | 138       | 149       | 12         | .500       |
| 2022-23 | Paris RiverWolves | 14        | 6        | 8        |          | 177       | 191       |            | .429       |

## St. Catharines ShockWave / OHSWEKEN BEARS

|             |                                 | <u>GP</u> | <u>W</u>  | <u>L</u> | <u>T</u> | <u>GF</u>  | <u>GA</u>  | <u>PTS</u> | <u>PCT</u> |
|-------------|---------------------------------|-----------|-----------|----------|----------|------------|------------|------------|------------|
| 2017        | St. Catharines ShockWave        | 14        | 7         | 7        | 0        | 160        | 175        | 14         |            |
| 2018        | St. Catharines Shockwave        | 14        | 8         | 6        |          | 196        | 192        | 16         |            |
| <b>2019</b> | <b>St. Catharines Shockwave</b> | <b>14</b> | <b>13</b> | <b>1</b> |          | <b>201</b> | <b>140</b> | <b>26</b>  |            |
| 2020*       | St. Catharines Shockwave        | 12        | 5         | 7        |          | 172        | 165        | 10         |            |
| 2021-22     | St. Catharines Shockwave        | 12        | 4         | 8        |          | 143        | 166        | 8          | .333       |
| 2022-23     | Ohsweken Bears                  | 14        | 3         | 11       |          | 170        | 217        |            | .214       |

## SIX NATIONS SNIPERS

|         |                     | <u>GP</u> | <u>W</u> | <u>L</u> | <u>T</u> | <u>GF</u> | <u>GA</u> | <u>PTS</u> | <u>PCT</u> |
|---------|---------------------|-----------|----------|----------|----------|-----------|-----------|------------|------------|
| 2017    | Six Nations Snipers | 14        | 9        | 5        | 0        | 186       | 152       | 18         |            |
| 2018    | Six Nations Snipers | 14        | 5        | 9        |          | 201       | 209       | 10         |            |
| 2019    | Six Nations Snipers | 14        | 5        | 9        |          | 182       | 170       | 10         |            |
| 2020*   | Six Nations Snipers | 11        | 5        | 6        |          | 138       | 139       | 10         |            |
| 2021-22 | Six Nations Snipers | 12        | 10       | 2        |          | 209       | 143       | 20         | .833       |
| 2022-23 | Six Nations Snipers | 14        | 5        | 9        |          | 162       | 212       |            | .357       |

## TORONTO MONARCHS

|                |                         | <u>GP</u> | <u>W</u>  | <u>L</u> | <u>T</u> | <u>GF</u>  | <u>GA</u>  | <u>PTS</u> | <u>PCT</u>  |
|----------------|-------------------------|-----------|-----------|----------|----------|------------|------------|------------|-------------|
| 2017           | Toronto Monarchs        | 14        | 8         | 6        | 0        | 183        | 174        | 16         |             |
| 2018           | Toronto Monarchs        | 14        | 11        | 3        |          | 208        | 170        | 22         |             |
| 2019           | Toronto Monarchs        | 14        | 5         | 9        |          | 174        | 183        | 10         |             |
| 2020*          | Toronto Monarchs        | 12        | 3         | 9        |          | 115        | 152        | 6          |             |
| 2021-22        | Toronto Monarchs        | 12        | 4         | 8        |          | 142        | 157        | 8          | .333        |
| <b>2022-23</b> | <b>Toronto Monarchs</b> | <b>14</b> | <b>11</b> | <b>3</b> |          | <b>220</b> | <b>191</b> |            | <b>.786</b> |

## PETERBOROUGH TIMBERMEN

|         |                        | <u>GP</u> | <u>W</u> | <u>L</u> | <u>T</u> | <u>GF</u> | <u>GA</u> | <u>PTS</u> | <u>PCT</u> |
|---------|------------------------|-----------|----------|----------|----------|-----------|-----------|------------|------------|
| 2017    | Peterborough Timbermen | 14        | 3        | 11       | 0        | 149       | 184       | 6          |            |
| 2018    | Peterborough Timbermen | 14        | 5        | 9        |          | 157       | 174       | 10         |            |
| 2019    | Peterborough Timbermen | 14        | 9        | 5        |          | 198       | 169       | 18         |            |
| 2020*   | Peterborough Timbermen | 12        | 6        | 6        |          | 143       | 173       | 12         |            |
| 2021-22 | Peterborough Timbermen | 12        | 5        | 7        |          | 149       | 168       | 10         | .417       |
| 2022-23 | Peterborough Timbermen | 14        | 1        | 13       |          | 128       | 222       |            | .071       |

**WHITBY STEELHAWKS**

|             |                          | <u>GP</u> | <u>W</u> | <u>L</u> | <u>GF</u>  | <u>GA</u>  | <u>PTS</u> | <u>PCT</u> |
|-------------|--------------------------|-----------|----------|----------|------------|------------|------------|------------|
| <b>2018</b> | <b>Whitby Steelhawks</b> | <b>14</b> | <b>7</b> | <b>7</b> | <b>201</b> | <b>215</b> | <b>14</b>  |            |
| 2019        | Whitby Steelhawks        | 14        | 5        | 9        | 157        | 199        | 10         |            |
| 2020*       | Whitby Steelhawks        | 11        | 9        | 2        | 151        | 101        | 18         |            |
| 2021-22     | Whitby Steelhawks        | 12        | 8        | 4        | 159        | 141        | 16         | .667       |
| 2022-23     | Whitby Steelhawks        | 14        | 9        | 5        | 216        | 177        |            | .643       |

**BLACK FISH LACROSSE CLUB**

|         |                          | <u>GP</u> | <u>W</u> | <u>L</u> | <u>GF</u> | <u>GA</u> | <u>PTS</u> | <u>PCT</u> |
|---------|--------------------------|-----------|----------|----------|-----------|-----------|------------|------------|
| 2021-22 | Black Fish Lacrosse Club | 12        | 4        | 8        | 130       | 162       |            | .333       |
| 2022-23 | Black Fish Lacrosse Club | 14        | 6        | 8        | 173       | 186       |            | .429       |

**GRIZZLIES LACROSSE CLUB**

|         |                         | <u>GP</u> | <u>W</u> | <u>L</u> | <u>GF</u> | <u>GA</u> | <u>PTS</u> | <u>PCT</u> |
|---------|-------------------------|-----------|----------|----------|-----------|-----------|------------|------------|
| 2021-22 | Grizzlies Lacrosse Club | 12        | 5        | 7        | 129       | 148       |            | .417       |
| 2022-23 | Grizzlies Lacrosse Club | 14        | 4        | 10       | 157       | 169       |            | .286       |

**SEA SPRAY LACROSSE CLUB**

|                |                                | <u>GP</u> | <u>W</u> | <u>L</u> | <u>GF</u>  | <u>GA</u>  | <u>PTS</u> | <u>PCT</u>  |
|----------------|--------------------------------|-----------|----------|----------|------------|------------|------------|-------------|
| <b>2021-22</b> | <b>Sea Spray Lacrosse Club</b> | <b>12</b> | <b>9</b> | <b>3</b> | <b>182</b> | <b>138</b> |            | <b>.750</b> |
| 2022-23        | Sea Spray Lacrosse Club        | 14        | 8        | 6        | 179        | 182        |            | .571        |

**SHOOTING EAGLES LACROSSE CLUB**

|                |                                      | <u>GP</u> | <u>W</u>  | <u>L</u> | <u>GF</u>  | <u>GA</u>  | <u>PTS</u> | <u>PCT</u>  |
|----------------|--------------------------------------|-----------|-----------|----------|------------|------------|------------|-------------|
| 2021-22        | Shooting Eagles Lacrosse Club        | 12        | 6         | 6        | 165        | 158        |            | .500        |
| <b>2022-23</b> | <b>Shooting Eagles Lacrosse Club</b> | <b>14</b> | <b>10</b> | <b>4</b> | <b>204</b> | <b>176</b> |            | <b>.714</b> |

**BRAMPTON EXPRESS**

|         |                  | <u>GP</u> | <u>W</u> | <u>L</u> | <u>GF</u> | <u>GA</u> | <u>PTS</u> | <u>PCT</u> |
|---------|------------------|-----------|----------|----------|-----------|-----------|------------|------------|
| 2022-23 | Brampton Express | 14        | 11       | 3        | 224       | 145       |            | .786       |



**ARENA LACROSSE LEAGUE – WOMEN’S DIVISION**

**2022-**

|              |   |                     |
|--------------|---|---------------------|
| 2022-2023    | RiverWolves                                     | <i>team renamed</i> |
| 2022-2022    | Shockwave                                       | <i>folded</i>       |
| 2022-2023    | Snipers   | <i>team renamed</i> |
| 2022-2022    | Steelhawks                                      | <i>folded</i>       |
| 2022-2022    | Team Black                                      | <i>team renamed</i> |
| 2022-2022    | Team Blue                                       | <i>team renamed</i> |
| 2022-2022    | Team Purple                                     | <i>team renamed</i> |
| 2022-2022    | Team White                                      | <i>team renamed</i> |
| <b>2022-</b> | <b>Bats Lacrosse Club [Langley]</b>             |                     |
| 2022-2023    | Bears [ALL East]                                | <i>team renamed</i> |
| <b>2022-</b> | <b>Bears Lacrosse Club [Langley]</b>            |                     |
| <b>2022-</b> | <b>Deer Lacrosse Club [Langley]</b>             |                     |
| <b>2022-</b> | <b>Flying Squirrels Lacrosse Club [Langley]</b> |                     |
| <b>2022-</b> | <b>Hawks Lacrosse Club [Langley]</b>            |                     |
| 2022-2023    | Ohsweken 66erz                                  | <i>team renamed</i> |
| <b>2022-</b> | <b>Turtles Lacrosse Club [Langley]</b>          |                     |
| <b>2023-</b> | <b>Blazers</b>                                  |                     |
| <b>2023-</b> | <b>Cobras</b>                                   |                     |
| <b>2023-</b> | <b>Firebirds</b>                                |                     |
| <b>2023-</b> | <b>Sirens</b>                                   |                     |
| <b>2023-</b> | <b>Skyhawks</b>                                 |                     |

**2022 ARENA LACROSSE LEAGUE – WOMEN’S DIVISION**

| ARENA LACROSSE LEAGUE – EAST | <u>GP</u> | <u>W</u> | <u>L</u> | <u>T</u> | <u>GF</u> | <u>GA</u> | <u>PCT</u> |
|------------------------------|-----------|----------|----------|----------|-----------|-----------|------------|
| Lady Snipers                 | 10        | 8        | 1        | 1        | 66        | 37        | .850       |
| Lady Steelhawks              | 10        | 7        | 3        | 0        | 56        | 40        | .700       |
| Lady Shockwave               | 10        | 3        | 6        | 1        | 48        | 50        | .350       |
| Lady RiverWolves             | 10        | 1        | 9        | 0        | 28        | 71        | .100       |

| ARENA LACROSSE LEAGUE – WEST | <u>GP</u> | <u>W</u> | <u>L</u> | <u>T</u> | <u>GF</u> | <u>GA</u> | <u>PCT</u> |
|------------------------------|-----------|----------|----------|----------|-----------|-----------|------------|
| Team Blue                    | 6         | 3        | 0        | 3        | 39        | 25        | .750       |
| Team Black                   | 6         | 3        | 2        | 1        | 43        | 37        | .583       |
| Team Purple                  | 6         | 2        | 3        | 1        | 35        | 39        | .417       |
| Team White                   | 6         | 1        | 4        | 1        | 30        | 46        | .250       |

**2022-23 ARENA LACROSSE LEAGUE – WOMEN’S DIVISION**

| ARENA LACROSSE LEAGUE – EAST | <u>GP</u> | <u>W</u> | <u>L</u> | <u>T</u> | <u>GF</u> | <u>GA</u> | <u>PCT</u> |
|------------------------------|-----------|----------|----------|----------|-----------|-----------|------------|
| Ohsweken 66erz               | 12        | 12       | 0        | 0        | 77        | 27        | 1.000      |
| RiverWolves                  | 12        | 7        | 5        | 0        | 65        | 58        | .583       |
| Bears                        | 12        | 4        | 8        | 0        | 56        | 66        | .333       |
| Snipers                      | 12        | 1        | 11       | 0        | 39        | 86        | .083       |

| ARENA LACROSSE LEAGUE – WEST   | <u>GP</u> | <u>W</u> | <u>L</u> | <u>T</u> | <u>GF</u> | <u>GA</u> | <u>PCT</u> |
|--------------------------------|-----------|----------|----------|----------|-----------|-----------|------------|
| Bears Lacrosse Club            | 9         | 6        | 3        | 0        | 100       | 75        | .667       |
| Flying Squirrels Lacrosse Club | 9         | 6        | 3        | 0        | 107       | 82        | .667       |
| Hawks Lacrosse Club            | 9         | 5        | 4        | 0        | 65        | 68        | .556       |
| Bats Lacrosse Club             | 9         | 4        | 5        | 0        | 63        | 59        | .444       |
| Turtles Lacrosse Club          | 9         | 5        | 4        | 0        | 73        | 75        | .556       |
| Deer Lacrosse Club             | 9         | 1        | 8        | 0        | 42        | 91        | .111       |

## WOMEN'S PROFESSIONAL LACROSSE LEAGUE

2018-2020

|           |                        |                        |
|-----------|------------------------|------------------------|
| 2018-2018 | Baltimore Brave        | <i>renamed Brave</i>   |
| 2018-2018 | New England Command    | <i>renamed Command</i> |
| 2018-2018 | New York Fight         | <i>renamed Fight</i>   |
| 2018-2018 | Philadelphia Fire      | <i>renamed Fire</i>    |
| 2018-2018 | Upstate Pride [Albany] | <i>renamed Pride</i>   |
| 2019-2020 | Brave                  | <i>folded</i>          |
| 2019-2020 | Command                | <i>folded</i>          |
| 2019-2020 | Fight                  | <i>folded</i>          |
| 2019-2019 | Fire                   | <i>folded</i>          |
| 2019-2020 | Pride                  | <i>folded</i>          |

### 2018 WOMEN'S PROFESSIONAL LACROSSE LEAGUE

|                      | <u>GP</u> | <u>W</u> | <u>L</u> | <u>GF</u> | <u>GA</u> | <u>PCT</u> | <u>GB</u> |
|----------------------|-----------|----------|----------|-----------|-----------|------------|-----------|
| Baltimore Brave      | 4         | 4        | 0        | 69        | 41        | 1.000      | -         |
| New England Command* | 4         | 3        | 1        | 42        | 46        | .750       | 1         |
| Upstate Pride        | 4         | 2        | 2        | 45        | 48        | .500       | 2         |
| New York Fight       | 4         | 1        | 3        | 51        | 49        | .250       | 3         |
| Philadelphia Fire    | 4         | 0        | 4        | 43        | 66        | .000       | 4         |

#### PLAYOFFS

Baltimore Brave defeated New York Fight 14-10

New England Command defeated Upstate Pride 11-10

New England Command defeated Baltimore Brave 12-11

### 2019 WOMEN'S PROFESSIONAL LACROSSE LEAGUE

|         | <u>GP</u> | <u>W</u> | <u>L</u> | <u>PF</u> | <u>PA</u> | <u>PCT</u> | <u>GB</u> |
|---------|-----------|----------|----------|-----------|-----------|------------|-----------|
| Brave*  | 6         | 5        | 1        | 66        | 55        | .833       | 0         |
| Fight   | 6         | 5        | 1        | 62        | 48        | .833       | 1         |
| Pride   | 4         | 2        | 2        | 47        | 38        | .500       | 2         |
| Command | 5         | 1        | 4        | 44        | 68        | .200       | 4         |
| Fire    | 3         | 0        | 3        | 29        | 40        | .000       | 5         |

July 6, 2019 game between Command and Brave called at half time due to bad weather 7-3

July 6, 2019 game between Fire and Pride cancelled due to bad weather

#### PLAYOFFS

Brave defeated Pride 15-10

Fight defeated Command 11-10

Brave defeated Fight 13-12

### 2020 WOMEN'S PROFESSIONAL LACROSSE LEAGUE

Women's Professional Lacrosse League season cancelled on May 26, 2020 due to the COVID-19 coronavirus pandemic

Women's Professional Lacrosse League suspended operations on August 6, 2020

### WOMEN'S PROFESSIONAL LACROSSE LEAGUE – PLAYOFF CHAMPIONS

|      | <u>Champion</u>            | <u>Finalist</u> |
|------|----------------------------|-----------------|
| 2018 | <b>New England Command</b> | Baltimore Brave |
| 2019 | <b>Brave</b>               | Fight           |
| 2020 | <i>no decision</i>         |                 |

**GREAT PLAINS BOX LACROSSE LEAGUE  
BOX LACROSSE LEAGUE**

**2020-2022  
2022-**

|              |                                       |                          |
|--------------|---------------------------------------|--------------------------|
| 2020-2021    | Chicago Outlaws                       | <i>folded</i>            |
| 2020-2020    | Cincinnati Limitless Lacrosse         | <i>folded</i>            |
| <b>2020-</b> | <b>Kansas City Smoke</b>              |                          |
| <b>2020-</b> | <b>Milwaukee Muskies</b>              |                          |
| 2020-2020    | Minneapolis Moose                     | <i>folded</i>            |
| <b>2020-</b> | <b>Missouri (St. Louis) Mastodons</b> |                          |
| 2020-2020    | St. Paul Black Bears                  | <i>folded</i>            |
| 2020-2022    | Sioux Falls Stealth                   | <i>folded</i>            |
| <b>2021-</b> | <b>Madison Milkmen</b>                |                          |
| <b>2022-</b> | <b>Chicago Portagers</b>              |                          |
| <b>2022-</b> | <b>Colorado Springs Gold Rush</b>     |                          |
| 2022-2022    | Denver Beefing Bears                  | <i>renamed Grizzlies</i> |
| <b>2022-</b> | <b>Denver Roughnecks</b>              |                          |
| <b>2022-</b> | <b>Iowa Dogfish</b>                   |                          |
| <b>2022-</b> | <b>Omaha Rebels</b>                   |                          |
| <b>2022-</b> | <b>Salt Lake City Storm</b>           |                          |
| <b>2023-</b> | <b>Denver Grizzlies</b>               |                          |

**2020 GREAT PLAINS BOX LACROSSE LEAGUE**

| EAST CONFERENCE               | <u>GP</u> | <u>W</u> | <u>L</u> | <u>GF</u> | <u>GA</u> | <u>PTS</u> |
|-------------------------------|-----------|----------|----------|-----------|-----------|------------|
| Chicago Outlaws               | 3         | 2        | 1        | 71        | 36        | 4          |
| Milwaukee Muskies             | 3         | 2        | 1        | 55        | 37        | 4          |
| Cincinnati Limitless Lacrosse |           |          |          |           |           |            |

| WEST CONFERENCE     | <u>GP</u> | <u>W</u> | <u>L</u> | <u>GF</u> | <u>GA</u> | <u>PTS</u> |
|---------------------|-----------|----------|----------|-----------|-----------|------------|
| Missouri Mastodons  | 4         | 4        | 0        | 81        | 27        | 8          |
| Kansas City Smoke   | 4         | 2        | 2        | 18        | 36        | 4          |
| Sioux Falls Stealth | 4         | 0        | 4        | 9         | 45        | 0          |

|                               | <u>GP</u> | <u>W</u> | <u>L</u> | <u>GF</u> | <u>GA</u> | <u>PTS</u> |
|-------------------------------|-----------|----------|----------|-----------|-----------|------------|
| Missouri Mastodons            | 10        | 7        | 3        | 201       | 77        | 14         |
| Milwaukee Muskies*            | 7         | 6        | 1        | 113       | 65        | 12         |
| Chicago Outlaws               | 5         | 4        | 1        | 110       | 55        | 8          |
| Kansas City Smoke             | 6         | 3        | 3        | 44        | 51        | 6          |
| Sioux Falls Stealth           | 6         | 0        | 6        | 14        | 91        | 0          |
| Cincinnati Limitless Lacrosse | 6         | 0        | 6        | 20        | 163       | 0          |
| Minneapolis Moose             |           |          |          |           |           |            |
| St. Paul Black Bears          |           |          |          |           |           |            |

**HARVEST CLASSIC PLAYOFFS**

Missouri Mastodons defeated Cincinnati Limitless Lacrosse  
Milwaukee Muskies defeated Kansas City Smoke

**THIRD PLACE**

Kansas City Smoke defeated Cincinnati Limitless Lacrosse 20-5

**CHAMPIONSHIP**

Milwaukee Muskies defeated Missouri Mastodons 10-8

## 2021 GREAT PLAINS BOX LACROSSE LEAGUE

| EAST CONFERENCE     | <u>GP</u> | <u>W</u> | <u>L</u> | <u>GF</u> | <u>GA</u> | <u>PTS</u> |
|---------------------|-----------|----------|----------|-----------|-----------|------------|
| Milwaukee Muskies   | 12        | 9        | 3        | 162       | 114       | 18         |
| Chicago Outlaws     | 10        | 6        | 4        | 138       | 120       | 12         |
| Madison Milkmen     | 11        | 2        | 9        | 100       | 157       | 4          |
| WEST CONFERENCE     | <u>GP</u> | <u>W</u> | <u>L</u> | <u>GF</u> | <u>GA</u> | <u>PTS</u> |
| Missouri Mastodons* | 12        | 9        | 3        | 191       | 94        | 18         |
| Kansas City Smoke   | 9         | 4        | 5        | 90        | 94        | 8          |
| Sioux Falls Stealth | 6         | 0        | 6        | 16        | 118       | 0          |

### HARVEST CLASSIC PLAYOFFS

Kansas City Smoke defeated Madison Milkmen 7-3  
Missouri Mastodons defeated Madison Milkmen 17-2

Milwaukee Muskies defeated Kansas City Smoke 9-8  
Chicago Outlaws defeated Missouri Mastodons 7-5  
Missouri Mastodons defeated Kansas City Smoke 11-3

Chicago Outlaws defeated Milwaukee Muskies 11-4  
Missouri Mastodons defeated Milwaukee Muskies 6-3

Missouri Mastodons defeated Chicago Outlaws 24-9

## 2022 GREAT PLAINS BOX LACROSSE LEAGUE / BOX LACROSSE LEAGUE

| EAST CONFERENCE            | <u>GP</u> | <u>W</u> | <u>L</u> | <u>GF</u> | <u>GA</u> | <u>PTS</u> |
|----------------------------|-----------|----------|----------|-----------|-----------|------------|
| Chicago Portagers          | 8         | 7        | 1        | 119       | 59        | 14         |
| Milwaukee Muskies          | 8         | 5        | 3        | 107       | 91        | 10         |
| Madison Milkmen            | 8         | 0        | 8        | 63        | 139       | 0          |
| CENTRAL CONFERENCE         | <u>GP</u> | <u>W</u> | <u>L</u> | <u>GF</u> | <u>GA</u> | <u>PTS</u> |
| Missouri Mastodons         | 8         | 7        | 1        | 83        | 34        | 14         |
| Omaha Rebels               | 9         | 6        | 3        | 65        | 66        | 12         |
| Iowa Dogfish               | 8         | 4        | 4        | 61        | 81        | 8          |
| Kansas City Smoke          | 9         | 0        | 9        | 43        | 71        | 0          |
| WEST CONFERENCE            | <u>GP</u> | <u>W</u> | <u>L</u> | <u>GF</u> | <u>GA</u> | <u>PTS</u> |
| Denver Roughnecks          | 9         | 9        | 0        | 185       | 56        | 18         |
| Denver Beefing Bears       | 10        | 6        | 4        | 154       | 121       | 12         |
| Salt Lake City Storm       | 10        | 4        | 6        | 162       | 149       | 8          |
| Colorado Springs Gold Rush | 9         | 0        | 9        | 46        | 221       | 0          |

*Des Moines River Monks renamed Iowa Dogfish prior to the start of the season*

*Kansas City Smoke forfeited 6 games*

*Omaha Rebels forfeited 1 game*

*Great Plains Lacrosse Box League renamed Box Lacrosse League in mid-season on October 1, 2022*

### HARVEST CLASSIC PLAYOFFS

Denver Beefing Bears defeated Milwaukee Muskies 7-5  
Chicago Portagers defeated Omaha Rebels 18-5  
Denver Roughnecks defeated Kansas City Smoke 17-4  
Missouri Mastodons defeated Salt Lake City Storm 23-3

### SEMI-FINALS

Denver Roughnecks defeated Denver Beefing Bears 8-7  
Missouri Mastodons defeated Chicago Portagers 11-10

### THIRD PLACE CONSOLATION

Milwaukee Muskies defeated Kansas City Smoke 15-3  
Omaha Rebels defeated Salt Lake City Storm 11-5

Denver Beefing Bears defeated Omaha Rebels 11-3  
Chicago Portagers defeated Milwaukee Muskies 11-4

### THIRD PLACE

Chicago Portagers defeated Denver Beefing Bears 8-7

### CHAMPIONSHIP

Denver Roughnecks defeated Missouri Mastodons 12-10

**2023 BOX LACROSSE LEAGUE**

| GREAT LAKES CONFERENCE | <u>GP</u> | <u>W</u> | <u>L</u> | <u>GF</u> | <u>GA</u> | <u>PTS</u> |
|------------------------|-----------|----------|----------|-----------|-----------|------------|
| Chicago Portagers      | 8         | 7        | 1        | 153       | 94        | 14         |
| Milwaukee Muskies      | 9         | 7        | 2        | 110       | 72        | 14         |
| Madison Milkmen        | 9         | 2        | 7        | 112       | 145       | 4          |
| Iowa Dogfish           | 8         | 1        | 7        | 71        | 135       | 2          |

| GREAT PLAINS CONFERENCE | <u>GP</u> | <u>W</u> | <u>L</u> | <u>GF</u> | <u>GA</u> | <u>PTS</u> |
|-------------------------|-----------|----------|----------|-----------|-----------|------------|
| Missouri Mastodons      | 5         | 3        | 2        | 68        | 39        | 6          |
| Omaha Rebels            | 5         | 3        | 2        | 57        | 65        | 6          |
| Kansas City Smoke       | 6         | 2        | 4        | 44        | 65        | 4          |

| MOUNTAIN WEST CONFERENCE   | <u>GP</u> | <u>W</u> | <u>L</u> | <u>GF</u> | <u>GA</u> | <u>PTS</u> |
|----------------------------|-----------|----------|----------|-----------|-----------|------------|
| Denver Roughnecks*         | 9         | 7        | 2        | 142       | 89        | 14         |
| Denver Grizzlies           | 9         | 4        | 5        | 139       | 131       | 8          |
| Salt Lake City Storm       | 8         | 4        | 4        | 105       | 123       | 8          |
| Colorado Springs Gold Rush | 8         | 2        | 6        | 105       | 148       | 4          |

**HARVEST CLASSIC PLAYOFFS**

Chicago Portagers defeated Colorado Springs Gold Rush 15-3

Denver Grizzlies defeated Omaha Rebels 15-4

Milwaukee Muskies defeated Salt Lake City Storm 7-6

Denver Roughnecks defeated Kansas City Smoke 15-1

Chicago Portagers defeated Denver Grizzlies 12-9

Denver Roughnecks defeated Milwaukee Muskies 8-6

Denver Roughnecks defeated Chicago Portagers 2 games to 0 (12-6, 17-10)

**GREAT PLAINS BOX LACROSSE LEAGUE – PLAYOFF CHAMPIONS**

|      | <u>Champion</u>           | <u>Finalist</u>    |
|------|---------------------------|--------------------|
| 2020 | <b>Milwaukee Muskies</b>  | Missouri Mastodons |
| 2021 | <b>Missouri Mastodons</b> | Chicago Outlaws    |

**BOX LACROSSE LEAGUE – PLAYOFF CHAMPIONS**

|      | <u>Champion</u>          | <u>Finalist</u>    |
|------|--------------------------|--------------------|
| 2022 | <b>Denver Roughnecks</b> | Missouri Mastodons |
| 2023 | <b>Denver Roughnecks</b> | Chicago Portagers  |

**Chicago Outlaws**

|      |                 | <u>GP</u> | <u>W</u> | <u>L</u> | <u>GF</u> | <u>GA</u> | <u>PTS</u> |
|------|-----------------|-----------|----------|----------|-----------|-----------|------------|
| 2020 | Chicago Outlaws | 5         | 4        | 1        | 110       | 55        | 8          |
| 2021 | Chicago Outlaws | 10        | 6        | 4        | 138       | 120       | 12         |

**Cincinnati Limitless Lacrosse**

|      |                               | <u>GP</u> | <u>W</u> | <u>L</u> | <u>GF</u> | <u>GA</u> | <u>PTS</u> |
|------|-------------------------------|-----------|----------|----------|-----------|-----------|------------|
| 2020 | Cincinnati Limitless Lacrosse | 6         | 0        | 6        | 20        | 163       | 0          |

**KANSAS CITY SMOKE**

|      |                   | <u>GP</u> | <u>W</u> | <u>L</u> | <u>GF</u> | <u>GA</u> | <u>PTS</u> |
|------|-------------------|-----------|----------|----------|-----------|-----------|------------|
| 2020 | Kansas City Smoke | 6         | 3        | 3        | 44        | 51        | 6          |
| 2021 | Kansas City Smoke | 9         | 4        | 5        | 90        | 94        | 8          |
| 2022 | Kansas City Smoke | 9         | 0        | 9        | 43        | 71        | 0          |
| 2023 | Kansas City Smoke | 6         | 2        | 4        | 44        | 65        | 4          |

**MILWAUKEE MUSKIES**

|             |                          | <u>GP</u> | <u>W</u> | <u>L</u> | <u>GF</u>  | <u>GA</u> | <u>PTS</u> |
|-------------|--------------------------|-----------|----------|----------|------------|-----------|------------|
| <b>2020</b> | <b>Milwaukee Muskies</b> | <b>7</b>  | <b>6</b> | <b>1</b> | <b>113</b> | <b>65</b> | <b>12</b>  |
| 2021        | Milwaukee Muskies        | 12        | 9        | 3        | 162        | 114       | 18         |
| 2022        | Milwaukee Muskies        | 8         | 5        | 3        | 107        | 91        | 10         |
| 2023        | Milwaukee Muskies        | 9         | 7        | 2        | 110        | 72        | 14         |

**MINNEAPOLIS MOOSE**

|      |                   | <u>GP</u> | <u>W</u> | <u>L</u> | <u>GF</u> | <u>GA</u> | <u>PTS</u> |
|------|-------------------|-----------|----------|----------|-----------|-----------|------------|
| 2020 | Minneapolis Moose |           |          |          |           |           |            |

**MISSOURI MASTODONS**

|             |                           | <u>GP</u> | <u>W</u> | <u>L</u> | <u>GF</u>  | <u>GA</u> | <u>PTS</u> |
|-------------|---------------------------|-----------|----------|----------|------------|-----------|------------|
| 2020        | Missouri Mastodons        | 10        | 7        | 3        | 201        | 77        | 14         |
| <b>2021</b> | <b>Missouri Mastodons</b> | <b>12</b> | <b>9</b> | <b>3</b> | <b>191</b> | <b>94</b> | <b>18</b>  |
| 2022        | Missouri Mastodons        | 8         | 7        | 1        | 83         | 34        | 14         |
| 2023        | Missouri Mastodons        | 5         | 3        | 2        | 68         | 39        | 6          |

**ST. PAUL BLACK BEARS**

|      |                      | <u>GP</u> | <u>W</u> | <u>L</u> | <u>GF</u> | <u>GA</u> | <u>PTS</u> |
|------|----------------------|-----------|----------|----------|-----------|-----------|------------|
| 2020 | St. Paul Black Bears |           |          |          |           |           |            |

**SIOUX FALLS STEALTH**

|      |                     | <u>GP</u> | <u>W</u> | <u>L</u> | <u>GF</u> | <u>GA</u> | <u>PTS</u> |
|------|---------------------|-----------|----------|----------|-----------|-----------|------------|
| 2020 | Sioux Falls Stealth | 6         | 0        | 6        | 14        | 91        | 0          |
| 2021 | Sioux Falls Stealth | 6         | 0        | 6        | 16        | 118       | 0          |

**MADISON MILKMEN**

|      |                 | <u>GP</u> | <u>W</u> | <u>L</u> | <u>GF</u> | <u>GA</u> | <u>PTS</u> |
|------|-----------------|-----------|----------|----------|-----------|-----------|------------|
| 2021 | Madison Milkmen | 11        | 2        | 9        | 100       | 157       | 4          |
| 2022 | Madison Milkmen | 8         | 0        | 8        | 63        | 139       | 0          |
| 2023 | Madison Milkmen | 9         | 2        | 7        | 112       | 145       | 4          |

**CHICAGO PORTAGERS**

|      |                   | <u>GP</u> | <u>W</u> | <u>L</u> | <u>GF</u> | <u>GA</u> | <u>PTS</u> |
|------|-------------------|-----------|----------|----------|-----------|-----------|------------|
| 2022 | Chicago Portagers | 8         | 7        | 1        | 119       | 59        | 14         |
| 2023 | Chicago Portagers | 8         | 7        | 1        | 153       | 94        | 14         |

**COLORADO SPRINGS GOLD RUSH**

|      |                            | <u>GP</u> | <u>W</u> | <u>L</u> | <u>GF</u> | <u>GA</u> | <u>PTS</u> |
|------|----------------------------|-----------|----------|----------|-----------|-----------|------------|
| 2022 | Colorado Springs Gold Rush | 9         | 0        | 9        | 46        | 221       | 0          |
| 2023 | Colorado Springs Gold Rush | 8         | 2        | 6        | 105       | 148       | 4          |

**Denver Beefing Bears / DENVER GRIZZLIES**

|      |                      | <u>GP</u> | <u>W</u> | <u>L</u> | <u>GF</u> | <u>GA</u> | <u>PTS</u> |
|------|----------------------|-----------|----------|----------|-----------|-----------|------------|
| 2022 | Denver Beefing Bears | 10        | 6        | 4        | 154       | 121       | 12         |
| 2023 | Denver Grizzlies     | 9         | 4        | 5        | 139       | 131       | 8          |

**DENVER ROUGHNECKS**

|             |                          | <u>GP</u> | <u>W</u> | <u>L</u> | <u>GF</u>  | <u>GA</u> | <u>PTS</u> |
|-------------|--------------------------|-----------|----------|----------|------------|-----------|------------|
| <b>2022</b> | <b>Denver Roughnecks</b> | <b>9</b>  | <b>9</b> | <b>0</b> | <b>185</b> | <b>56</b> | <b>18</b>  |
| <b>2023</b> | <b>Denver Roughnecks</b> | <b>9</b>  | <b>7</b> | <b>2</b> | <b>142</b> | <b>89</b> | <b>14</b>  |

**IOWA DOGFISH**

|      |              | <u>GP</u> | <u>W</u> | <u>L</u> | <u>GF</u> | <u>GA</u> | <u>PTS</u> |
|------|--------------|-----------|----------|----------|-----------|-----------|------------|
| 2022 | Iowa Dogfish | 8         | 4        | 4        | 61        | 81        | 8          |
| 2023 | Iowa Dogfish | 8         | 1        | 7        | 71        | 135       | 2          |

**OMAHA REBELS**

|      |              | <u>GP</u> | <u>W</u> | <u>L</u> | <u>GF</u> | <u>GA</u> | <u>PTS</u> |
|------|--------------|-----------|----------|----------|-----------|-----------|------------|
| 2022 | Omaha Rebels | 9         | 6        | 3        | 65        | 66        | 12         |
| 2023 | Omaha Rebels | 5         | 3        | 2        | 57        | 65        | 6          |

**SALT LAKE CITY STORM**

|      |                      | <u>GP</u> | <u>W</u> | <u>L</u> | <u>GF</u> | <u>GA</u> | <u>PTS</u> |
|------|----------------------|-----------|----------|----------|-----------|-----------|------------|
| 2022 | Salt Lake City Storm | 10        | 4        | 6        | 162       | 149       | 8          |
| 2023 | Salt Lake City Storm | 8         | 4        | 4        | 105       | 123       | 8          |

**PROFESSIONAL BOX LACROSSE ASSOCIATION****2022-2023**

|           |                          |                             |
|-----------|--------------------------|-----------------------------|
| 2022-2023 | Binghamton Bombers       | <i>folded</i>               |
| 2022-2023 | Charlotte Bootleggers    | <i>suspended operations</i> |
| 2022-2023 | Elmira Renegades         | <i>folded</i>               |
| 2022-2023 | Hampton Hammerheads      | <i>suspended operations</i> |
| 2022-2023 | Jim Thorpe All-Americans | <i>folded</i>               |
| 2022-2023 | New England Chowderheads | <i>suspended operations</i> |
| 2022-2023 | Salem Mayhem             | <i>suspended operations</i> |
| 2022-2023 | Syracuse Spark           | <i>folded</i>               |
| 2022-2023 | Trenton Terror           | <i>suspended operations</i> |

**2022-23 PROFESSIONAL BOX LACROSSE ASSOCIATION**

|                          | <u>GP</u> | <u>W</u> | <u>L</u> | <u>GF</u> | <u>GA</u> | <u>PTS</u> |
|--------------------------|-----------|----------|----------|-----------|-----------|------------|
| Trenton Terror           | 5         | 3        | 2        | 65        | 72        | 6          |
| Hampton Hammerheads      | 3         | 2        | 1        | 50        | 42        | 4          |
| New England Chowderheads | 3         | 2        | 1        | 43        | 38        | 4          |
| Binghamton Bombers       | 3         | 2        | 1        | 40        | 43        | 4          |
| Salem Mayhem             | 4         | 2        | 2        | 65        | 67        | 4          |
| Elmira Renegades         | 4         | 2        | 2        | 57        | 53        | 4          |
| Jim Thorpe All-Americans | 5         | 2        | 3        | 63        | 63        | 4          |
| Charlotte Bootleggers    | 3         | 1        | 2        | 47        | 47        | 2          |
| Syracuse Spark           | 4         | 1        | 3        | 57        | 62        | 2          |

*Professional Box Lacrosse Association season postponed in mid-season on January 31, 2023  
Play resumed on February 25, 2023 with four teams participating in Challenge Series*

|                          | <u>GP</u> | <u>W</u> | <u>L</u> | <u>GF</u> | <u>GA</u> | <u>PTS</u> |
|--------------------------|-----------|----------|----------|-----------|-----------|------------|
| CHALLENGE SERIES         |           |          |          |           |           |            |
| Elmira Renegades         |           |          |          |           |           |            |
| Jim Thorpe All-Americans |           |          |          |           |           |            |
| Syracuse Spark           |           |          |          |           |           |            |
| Binghamton Bombers       |           |          |          |           |           |            |



***UNITED STATES & COLLEGIATE LACROSSE***

***THE EARLY YEARS OF LACROSSE IN THE  
UNITED STATES OF AMERICA***

***NATIONAL COLLEGIATE ATHLETIC ASSOCIATION***

***SIMON FRASER UNIVERSITY LACROSSE***

***CANADIAN COLLEGIATE LACROSSE***

## **THE EARLY YEARS OF LACROSSE IN THE UNITED STATES OF AMERICA**

### **1879 UNITED STATES NATIONAL AMATEUR LACROSSE ASSOCIATION**

#### **NATIONAL CHAMPIONSHIP**

Boston Union Lacrosse Club defeated Ravenswood 3-0

#### **OTHER MATCHES**

Baltimore defeated Brooklyn Lacrosse Club 2-1

Montréal Shamrocks defeated Boston Union Club 3-2

Ravenswood defeated Baltimore 3-1

### **1880 UNITED STATES NATIONAL AMATEUR LACROSSE ASSOCIATION**

#### **NATIONAL CHAMPIONSHIP**

Boston Union Lacrosse Club defeated Manhattan Lacrosse Club 3-0

Boston Union Lacrosse Club defeated New York Lacrosse Club 3-0

#### **OTHER MATCHES**

Montréal Shamrocks defeated Boston Union Lacrosse Club 3-0

Montréal Shamrocks defeated Brooklyn 3-2

Toronto Lacrosse Club defeated New York-Brooklyn (1st match)

Toronto Lacrosse Club defeated New York-Brooklyn (2nd match)

Toronto Lacrosse Club defeated Boston Union Lacrosse Club 3-1

Boston Union Lacrosse Club defeated Montreal Independents 3-1

Brooklyn defeated New York University

Baltimore defeated New York University

### **1881 UNITED STATES NATIONAL AMATEUR LACROSSE ASSOCIATION**

#### **NATIONAL CHAMPIONSHIP**

New York Lacrosse Club defeated Boston Union Lacrosse Club 3-0

#### **NATIONAL INTERCOLLEGIATE CHAMPIONSHIP**

Harvard University defeated New York University 4-0

Princeton University defeated Columbia University

Harvard University defeated Princeton University 3-0

#### **OELRICHS CUP**

New York Lacrosse Club defeated Staten Island Tyro Club 3-0

#### **OTHER MATCHES**

New York Lacrosse Club defeated New York University 3-1

Boston Union Lacrosse Club defeated Baltimore 3-2

Boston Union Lacrosse Club defeated Caughnawaga Indians 3-2

New York Lacrosse Club defeated Baltimore 3-0

Montréal Shamrocks defeated New York Lacrosse Club

Montréal Shamrocks defeated Baltimore

Chicago Lacrosse Club defeated Calumet City 3-1

Harvard University defeated Columbia University

New York University defeated Columbia University

Princeton University defeated Columbia University

Princeton University tied New York University 1-1

## 1882 UNITED STATES NATIONAL AMATEUR LACROSSE ASSOCIATION

### NATIONAL CHAMPIONSHIP

Louisville defeated New York Lacrosse Club 3-0

| INTERCOLLEGIATE LACROSSE ASSOCIATION | <u>GP</u> | <u>W</u> | <u>L</u> | <u>T</u> | <u>GF</u> | <u>GA</u> |
|--------------------------------------|-----------|----------|----------|----------|-----------|-----------|
| Harvard University                   | 2         | 1        | 0        | 1        | 3         | 1         |
| New York University                  | 2         | 1        | 0        | 1        |           |           |
| Princeton University                 | 2         | 1        | 1        | 0        |           |           |
| Students of Columbia University      | 2         | 0        | 2        | 0        |           |           |

*Harvard University vs. Columbia University match cancelled; Princeton University vs. New York University match not played  
Harvard University awarded championship*

### OELRICHS CUP

Harvard University were champions

### OTHER MATCHES

Louisville defeated Chicago

Louisville defeated Calumet City

Yale University tied New York University 1-1

Princeton University defeated Yale University (1st match)

Princeton University defeated Yale University (2nd match)

## 1883 UNITED STATES NATIONAL AMATEUR LACROSSE ASSOCIATION

### NATIONAL CHAMPIONSHIP

Calumet City defeated Louisville 3-1 (Louisville protested the game and retained the title)

| INTERCOLLEGIATE LACROSSE ASSOCIATION | <u>GP</u> | <u>W</u> | <u>L</u> | <u>T</u> | <u>GF</u> | <u>GA</u> |
|--------------------------------------|-----------|----------|----------|----------|-----------|-----------|
| Harvard University                   | 4         | 3        | 1        | 0        | 7         | 2         |
| Princeton University                 | 4         | 3        | 1        | 0        |           |           |
| Yale University                      | 4         | 3        | 1        | 0        |           |           |
| New York University                  | 4         | 1        | 3        | 0        |           |           |

*Harvard University defeated Columbia University by forfeit*

*Yale University defeated Columbia University by forfeit*

### OELRICHS CUP

Harvard University defeated Boston Union Lacrosse Club 2-1

Baltimore Druids Lacrosse Club defeated Harvard 4-1

New York Lacrosse Club defeated Baltimore Druids Lacrosse Club

New York Lacrosse Club defeated Yale University 2-0

### OTHER MATCHES

Calumet City defeated St.Paul (Minnesota) (1st match)

Calumet City defeated St.Paul (Minnesota) (2nd match)

Boston Union Lacrosse Club defeated Harvard University 2-0

Boston Union Lacrosse Club defeated New York Lacrosse Club 3-1

Baltimore Druids Lacrosse Club defeated Johns Hopkins Lacrosse Club

## 1884 UNITED STATES NATIONAL AMATEUR LACROSSE ASSOCIATION

### NATIONAL CHAMPIONSHIP

Calumet City defeated Louisville by default

St. Paul defeated Calumet City 3-0

| INTERCOLLEGIATE LACROSSE ASSOCIATION | <u>GP</u> | <u>W</u> | <u>L</u> | <u>T</u> | <u>GF</u> | <u>GA</u> |
|--------------------------------------|-----------|----------|----------|----------|-----------|-----------|
| Princeton University                 | 3         | 3        | 0        | 0        |           |           |
| Yale University                      | 3         | 2        | 1        | 0        |           |           |
| Harvard University                   | 3         | 1        | 2        | 0        |           |           |
| New York University                  | 3         | 0        | 3        | 0        |           |           |

### OELRICHS CUP

Baltimore Druids Lacrosse Club defeated Yale University 1-0

New York Lacrosse Club defeated Baltimore Druids Lacrosse Club 1-0

OTHER MATCHES

St. Paul defeated Minneapolis 2-1  
Boston Union Lacrosse Club defeated New York Independents 3-0  
Baltimore Druids Lacrosse Club defeated New York Lacrosse Club 3-1  
American Lacrosse Team defeated Harvard University 3-0

**1885 UNITED STATES NATIONAL AMATEUR LACROSSE ASSOCIATION**

NATIONAL CHAMPIONSHIP

St. Paul defeated Minneapolis  
St. Paul defeated Calumet City  
St. Paul defeated Brooklyn Williamsburg

| INTERCOLLEGIATE LACROSSE ASSOCIATION | <u>GP</u> | <u>W</u> | <u>L</u> | <u>T</u> | <u>GF</u> | <u>GA</u> |
|--------------------------------------|-----------|----------|----------|----------|-----------|-----------|
| Harvard University                   | 2         | 2        | 0        | 0        |           |           |
| Princeton University                 | 2         | 1        | 1        | 0        |           |           |
| New York University                  | 2         | 0        | 2        | 0        |           |           |

OELRICHS CUP (EASTERN CHAMPIONSHIP)

Harvard University defeated Williamsburg  
Harvard University defeated Baltimore Druids Lacrosse Club 5-0

OTHER MATCHES

Toronto Lacrosse Club defeated St. Paul 3-2  
Montréal Shamrocks defeated All-Boston 11-1  
New York University defeated Hoboken Engineers

**1886 UNITED STATES NATIONAL AMATEUR LACROSSE ASSOCIATION**

NATIONAL CHAMPIONSHIP

New York Lacrosse Club defeated St. Paul 3-1  
New York Lacrosse Club defeated Baltimore Druids Lacrosse Club  
New York Lacrosse Club defeated Brooklyn  
South Boston Independents defeated New York Lacrosse Club 4-2  
*South Boston Independents recognised as national champions by the New England Lacrosse Association but not by the National Association. South Boston Independents refused to surrender the championship cup and the National Association incomprehensibly ruled that the Calumet Lacrosse Club of Chicago were now the national champions.*

| INTERCOLLEGIATE LACROSSE ASSOCIATION | <u>GP</u> | <u>W</u> | <u>L</u> | <u>T</u> | <u>GF</u> | <u>GA</u> |
|--------------------------------------|-----------|----------|----------|----------|-----------|-----------|
| Harvard University                   | 3         | 3        | 0        | 0        |           |           |
| Princeton University                 | 3         | 2        | 1        | 0        |           |           |
| New York University                  | 3         | 1        | 2        | 0        |           |           |
| Stevens Institute of Technology      | 3         | 0        | 3        | 0        |           |           |

OELRICHS CUP (EASTERN CHAMPIONSHIP)

South Boston defeated Baltimore Druids Lacrosse Club  
New York Lacrosse Club defeated South Boston Independents 2-0

OTHER MATCHES

New York Lacrosse Club defeated Toronto Lacrosse Club 3-1  
Ottawa defeated New York Lacrosse Club defeated 2-0  
Toronto Lacrosse Club defeated New York Lacrosse Club 3-0  
All-America defeated Belfast 4-2  
New York Lacrosse Club defeated Belfast 3-1  
Montreal defeated Harvard University  
Harvard University defeated Independent Lacrosse Club  
Princeton University defeated Yale University

## 1887 UNITED STATES NATIONAL AMATEUR LACROSSE ASSOCIATION

### NATIONAL CHAMPIONSHIP

Calumet Lacrosse Club defeated Chicago 3-2

Calumet Lacrosse Club defeated St. Paul by forfeit

| INTERCOLLEGIATE LACROSSE ASSOCIATION | <u>GP</u> | <u>W</u> | <u>L</u> | <u>T</u> | <u>GF</u> | <u>GA</u> |
|--------------------------------------|-----------|----------|----------|----------|-----------|-----------|
| Harvard University                   | 3         | 3        | 0        | 0        |           |           |
| Princeton University                 | 3         | 2        | 1        | 0        |           |           |
| New York University                  | 2         | 0        | 2        | 0        |           |           |
| Stevens Institute of Technology      | 2         | 0        | 2        | 0        |           |           |

### OELRICHS CUP (EASTERN CHAMPIONSHIP)

Staten Island Athletic Club tied South Boston 1-1 (game called at darkness)

*Staten Island Athletic Club (previously known as New York Lacrosse Club) were the former holders and retained the cup*

### OTHER MATCHES

Baltimore Druids Lacrosse Club defeated Brooklyn 3-2 at Philadelphia

New York Lacrosse Club defeated Baltimore Druids Lacrosse Club 6-5

Boston Lacrosse Club defeated South Boston 3-1

Lehigh University defeated Rutgers University

## 1888 EASTERN ASSOCIATION

| INTERCOLLEGIATE LACROSSE ASSOCIATION | <u>GP</u> | <u>W</u> | <u>L</u> | <u>T</u> | <u>GF</u> | <u>GA</u> |
|--------------------------------------|-----------|----------|----------|----------|-----------|-----------|
| Princeton University                 | 4         | 4        | 0        | 0        |           |           |
| Harvard University                   | 4         | 3        | 1        | 0        |           |           |
| Lehigh University                    | 4         | 2        | 2        | 0        |           |           |
| Stevens Institute of Technology      | 4         | 1        | 3        | 0        |           |           |
| New York University                  | 4         | 0        | 4        | 0        |           |           |

### OELRICHS CUP (EASTERN CHAMPIONSHIP)

Staten Island Athletic Club defeated Philadelphia Maple Leaf Lacrosse Club 7-0

Brooklyn defeated Staten Island Athletic Club 4-3

### OTHER MATCHES

Cambridge Lacrosse Club defeated New York Lacrosse 2-0

Baltimore Druids Lacrosse Club defeated Princeton University

Baltimore Druids Lacrosse Club defeated Johns Hopkins University 4-1

Johns Hopkins University defeated Patterson Lacrosse Club 6-2

Stevens Institute of Technology defeated New York City College

## 1889 EASTERN ASSOCIATION

| INTERCOLLEGIATE LACROSSE ASSOCIATION | <u>GP</u> | <u>W</u> | <u>L</u> | <u>T</u> | <u>GF</u> | <u>GA</u> |
|--------------------------------------|-----------|----------|----------|----------|-----------|-----------|
| Princeton University                 | 3         | 3        | 0        | 0        |           |           |
| Lehigh University                    | 2         | 1        | 1        | 0        |           |           |
| Stevens Institute of Technology      | 1         | 0        | 1        | 0        |           |           |
| Harvard University                   | 2         | 0        | 2        | 0        |           |           |

### OELRICHS CUP (EASTERN CHAMPIONSHIP)

Baltimore Druids Lacrosse Club defeated Brooklyn 2-1

### OTHER MATCHES

Baltimore Druids Lacrosse Club defeated Princeton (1st match)

Baltimore Druids Lacrosse Club defeated Princeton (2nd match)

South Boston defeated Waltham 3-0

Johns Hopkins University defeated Lehigh University 6-0

## 1890 AMATEUR ATHLETIC UNION OF AMERICA

### NATIONAL CHAMPIONSHIP

Staten Island Athletic Club defeated Philadelphia Schuylkill Navy Athletic Club 7-1

| INTERCOLLEGIATE LACROSSE ASSOCIATION | <u>GP</u> | <u>W</u> | <u>L</u> | <u>T</u> | <u>GF</u> | <u>GA</u> |
|--------------------------------------|-----------|----------|----------|----------|-----------|-----------|
| Lehigh University                    | 3         | 3        | 0        | 0        |           |           |
| Princeton University                 | 3         | 2        | 1        | 0        |           |           |
| Johns Hopkins University             | 3         | 1        | 2        | 0        |           |           |
| Stevens Institute of Technology      | 3         | 0        | 3        | 0        |           |           |

### OELRICHS CUP (EASTERN CHAMPIONSHIP)

Staten Island Athletic Club defeated Baltimore Druids Lacrosse Club 4-2

Staten Island Athletic Club defeated Brooklyn 7-2

### OTHER MATCHES

Baltimore Druids Lacrosse Club tied Montréal Lacrosse Club 3-3

Montréal Lacrosse Club defeated South Boston 5-1

Brooklyn Lacrosse Club defeated Lehigh University

Johns Hopkins University defeated University of Pennsylvania

Philadelphia Lacrosse Club defeated Lafayette College

Chester YMCA defeated Pennsylvania Military College

## 1891 AMATEUR ATHLETIC UNION OF AMERICA

### NATIONAL CHAMPIONSHIP

New York Athletic Club defeated Staten Island Athletic Club and Philadelphia Schuylkill Navy Athletic Club in round-robin

| INTERCOLLEGIATE LACROSSE ASSOCIATION | <u>GP</u> | <u>W</u> | <u>L</u> | <u>T</u> | <u>GF</u> | <u>GA</u> |
|--------------------------------------|-----------|----------|----------|----------|-----------|-----------|
| Johns Hopkins University             | 2         | 2        | 0        | 0        |           |           |
| Lehigh University                    | 2         | 1        | 1        | 0        |           |           |
| Stevens Institute of Technology      | 2         | 0        | 2        | 0        |           |           |

### OTHER MATCHES

Staten Island Athletic Club defeated Baltimore Druids Lacrosse Club 8-3

Lehigh University defeated New York Athletic Club

New York Athletic Club defeated Bethlehem

Philadelphia Schuylkill Navy Athletic Club defeated Baltimore Druids Lacrosse Club

Philadelphia Schuylkill Navy Athletic Club defeated Boston

Philadelphia Schuylkill Navy Athletic Club defeated Johns Hopkins

Johns Hopkins University defeated Philadelphia Schuylkill Navy Athletic Club

University of Pennsylvania defeated Swarthmore College

Princeton University defeated Lawrenceville

New York City College defeated New York Athletic Club 3-1

## 1892 AMATEUR ATHLETIC UNION OF AMERICA

### NATIONAL CHAMPIONSHIP

Philadelphia Schuylkill Navy Athletic Club won championship by default after Lynn Lacrosse Club withdrew

| INTERCOLLEGIATE LACROSSE ASSOCIATION | <u>GP</u> | <u>W</u> | <u>L</u> | <u>T</u> | <u>GF</u> | <u>GA</u> |
|--------------------------------------|-----------|----------|----------|----------|-----------|-----------|
| Stevens Institute of Technology      | 2         | 2        | 0        | 0        |           |           |
| Lehigh University                    | 2         | 1        | 1        | 0        |           |           |
| Johns Hopkins University             | 2         | 0        | 2        | 0        |           |           |

### OTHER MATCHES

Stevens Institute of Technology defeated Johns Hopkins Johns Hopkins University 4-3

Johns Hopkins Johns Hopkins University defeated Stevens Institute of Technology 4-2

University of Toronto defeated Cornell University

## 1893 AMATEUR ATHLETIC UNION OF AMERICA

### NATIONAL CHAMPIONSHIP

New York Athletic Club defeated Brooklyn Crescent Athletic Club 9-0

| INTERCOLLEGIATE LACROSSE ASSOCIATION | <u>GP</u> | <u>W</u> | <u>L</u> | <u>T</u> | <u>GF</u> | <u>GA</u> |
|--------------------------------------|-----------|----------|----------|----------|-----------|-----------|
| Lehigh University                    | 2         | 2        | 0        | 0        | 12        | 6         |
| Johns Hopkins University             | 2         | 1        | 1        | 0        |           |           |
| Stevens Institute of Technology      | 2         | 0        | 2        | 0        |           |           |

### OTHER MATCHES

Toronto defeated New York 4-2

South Boston defeated Manchester 2-1

Boston defeated South Boston 4-3

University of Toronto defeated Lehigh University 9-3

## 1894

| INTERCOLLEGIATE LACROSSE ASSOCIATION | <u>GP</u> | <u>W</u> | <u>L</u> | <u>T</u> | <u>GF</u> | <u>GA</u> |
|--------------------------------------|-----------|----------|----------|----------|-----------|-----------|
| Stevens Institute of Technology      | 2         | 2        | 0        | 0        | 10        | 7         |
| Johns Hopkins University             | 2         | 1        | 1        | 0        |           |           |
| Lehigh University                    | 2         | 0        | 2        | 0        |           |           |

### OTHER MATCHES

Brooklyn Crescent Athletic Club defeated Stevens Institute of Technology 5 games to 1

Baltimore Druids Lacrosse Club defeated Johns Hopkins 3-1

Stevens Institute of Technology defeated Cornell University

## 1895

| INTERCOLLEGIATE LACROSSE ASSOCIATION | <u>GP</u> | <u>W</u> | <u>L</u> | <u>T</u> | <u>GF</u> | <u>GA</u> |
|--------------------------------------|-----------|----------|----------|----------|-----------|-----------|
| Lehigh University                    | 2         | 2        | 0        | 0        |           |           |
| Johns Hopkins University             | 2         | 1        | 1        | 0        |           |           |
| Stevens Institute of Technology      | 2         | 0        | 2        | 0        |           |           |

### OTHER MATCHES

Lehigh University defeated Brooklyn Crescent Athletic Club

Brooklyn Crescent Athletic Club tied Stevens Institute of Technology

University of Toronto defeated Brooklyn Crescent Athletic Club 6-5

University of Toronto tied Brooklyn Crescent Athletic Club 2-2

New York University defeated Lehigh University 4-3

New York University defeated Lehigh University 3-2

New York University defeated Stevens Institute of Technology

New York University defeated Harvard University by forfeit

New York University defeated Cornell University by forfeit

New York University defeated New York City College by forfeit

Lehigh University defeated Cornell University

University of Toronto defeated Lehigh University 6-4

Brooklyn Crescent Athletic Club defeated Lehigh University

## 1896

| INTERCOLLEGIATE LACROSSE ASSOCIATION | <u>GP</u> | <u>W</u> | <u>L</u> | <u>T</u> | <u>GF</u> | <u>GA</u> |
|--------------------------------------|-----------|----------|----------|----------|-----------|-----------|
| Lehigh University                    | 2         | 2        | 0        | 0        |           |           |
| Stevens Institute of Technology      | 2         | 1        | 1        | 0        |           |           |
| Johns Hopkins University             | 2         | 0        | 2        | 0        |           |           |

**OTHER MATCHES**

Brooklyn Crescent Athletic Club defeated Stevens Institute of Technology  
 Brooklyn Crescent Athletic Club defeated Harvard University  
 Brooklyn Crescent Athletic Club defeated Maryland Athletic Club of Baltimore  
 University of Toronto defeated Brooklyn Crescent Athletic Club 8-5  
 Lehigh University tied Brooklyn Crescent Athletic Club  
 Brooklyn Crescent Athletic Club defeated Lehigh University 8-3  
 Lehigh University defeated Harvard University  
 Lehigh University defeated Philadelphia Schuylkill Navy Athletic Club  
 University of Toronto defeated Lehigh University  
 Lehigh University defeated Stevens Institute of Technology 4-3  
 Harvard University tied Johns Hopkins University 2-2

**1897**

| INTERCOLLEGIATE LACROSSE ASSOCIATION | <u>GP</u> | <u>W</u> | <u>L</u> | <u>T</u> | <u>GF</u> | <u>GA</u> |
|--------------------------------------|-----------|----------|----------|----------|-----------|-----------|
| Lehigh University                    | 2         | 2        | 0        | 0        |           |           |
| Johns Hopkins University             | 2         | 1        | 1        | 0        |           |           |
| Stevens Institute of Technology      | 2         | 0        | 2        | 0        |           |           |

**OTHER MATCHES**

Brooklyn Crescent Athletic Club defeated Johns Hopkins University  
 Brooklyn Crescent Athletic Club defeated Harvard University  
 Brooklyn Crescent Athletic Club defeated Maryland Athletic Club  
 Brooklyn Crescent Athletic Club defeated Montclair Athletic Club  
 University of Toronto tied Brooklyn Crescent Athletic Club  
 University of Toronto defeated Brooklyn Crescent Athletic Club  
 Lehigh University defeated Harvard University  
 Lehigh University defeated Swarthmore College  
 University of Toronto defeated Lehigh University

**1898**

| INTERCOLLEGIATE LACROSSE ASSOCIATION | <u>GP</u> | <u>W</u> | <u>L</u> | <u>T</u> | <u>GF</u> | <u>GA</u> |
|--------------------------------------|-----------|----------|----------|----------|-----------|-----------|
| Johns Hopkins University             | 2         | 2        | 0        | 0        |           |           |
| Lehigh University                    | 2         | 1        | 1        | 0        |           |           |
| Stevens Institute of Technology      | 2         | 0        | 2        | 0        |           |           |

**OTHER MATCHES**

Brooklyn Crescent Athletic Club played and won 12 games  
 Brooklyn Crescent Athletic Club defeated University of Toronto 4-3

**1899**

| INTERCOLLEGIATE LACROSSE ASSOCIATION | <u>GP</u> | <u>W</u> | <u>L</u> | <u>T</u> | <u>GF</u> | <u>GA</u> |
|--------------------------------------|-----------|----------|----------|----------|-----------|-----------|
| Johns Hopkins University             | 2         | 2        | 0        | 0        |           |           |
| Stevens Institute of Technology      | 2         | 1        | 1        | 0        |           |           |
| Lehigh University                    | 2         | 0        | 2        | 0        |           |           |

| INTER-UNIVERSITY LACROSSE LEAGUE | <u>GP</u> | <u>W</u> | <u>L</u> | <u>T</u> | <u>GF</u> | <u>GA</u> |
|----------------------------------|-----------|----------|----------|----------|-----------|-----------|
| Cornell University               | 2         | 2        | 0        | 0        |           |           |
| Columbia University              | 2         | 1        | 1        | 0        |           |           |
| Harvard University               | 2         | 0        | 2        | 0        |           |           |

**OTHER MATCHES**

Brooklyn Crescent Athletic Club defeated Johns Hopkins University (1st match)  
 Brooklyn Crescent Athletic Club defeated Johns Hopkins University (2nd match)  
 Brooklyn Crescent Athletic Club defeated Staten Island Lacrosse Club  
 Brooklyn Crescent Athletic Club defeated University of Toronto  
 Brooklyn Crescent Athletic Club defeated Brampton Excelsiors  
 Brooklyn Crescent Athletic Club defeated Montréal Amateur Athletic Association  
 Brooklyn Crescent Athletic Club defeated Toronto Osgoode Hall  
 St. Paul defeated Minneapolis YMCA



**1900**

| INTERCOLLEGIATE LACROSSE ASSOCIATION | <u>GP</u> | <u>W</u> | <u>L</u> | <u>T</u> | <u>GF</u> | <u>GA</u> |
|--------------------------------------|-----------|----------|----------|----------|-----------|-----------|
| Johns Hopkins                        | 2         | 2        | 0        | 0        |           |           |
| Lehigh University                    | 2         | 1        | 1        | 0        |           |           |
| Stevens Institute of Technology      | 2         | 0        | 2        | 0        |           |           |

| INTER-UNIVERSITY LACROSSE LEAGUE | <u>GP</u> | <u>W</u> | <u>L</u> | <u>T</u> | <u>GF</u> | <u>GA</u> |
|----------------------------------|-----------|----------|----------|----------|-----------|-----------|
| Columbia University              | 2         | 1        | 0        | 1        |           |           |
| Harvard University               | 3         | 1        | 1        | 1        |           |           |
| Cornell University               | 2         | 1        | 1        | 0        |           |           |
| University of Pennsylvania       | 2         | 0        | 0        | 2        |           |           |

*University of Pennsylvania claimed forfeit win from Cornell*

**OTHER MATCHES**

Brooklyn Crescent Athletic Club defeated Ottawa Capitals 6-3  
 Brooklyn Crescent Athletic Club defeated University of Toronto 12-3  
 Markham Lacrosse Club defeated Brooklyn Crescent Athletic Club  
 Montréal Amateur Athletic Association defeated Brooklyn Crescent Athletic Club  
 Winnipeg defeated St. Paul 9-3

**1901****NATIONAL OPEN CHAMPIONSHIP**

Swarthmore College defeated Brooklyn Crescent Athletic Club 3-2 and all other opponents to claim national championship

| INTERCOLLEGIATE LACROSSE ASSOCIATION | <u>GP</u> | <u>W</u> | <u>L</u> | <u>T</u> | <u>GF</u> | <u>GA</u> |
|--------------------------------------|-----------|----------|----------|----------|-----------|-----------|
| Stevens Institute of Technology      | 1         | 1        | 0        | 0        |           |           |
| Lehigh University                    | 1         | 0        | 1        | 0        |           |           |

| INTER-UNIVERSITY LACROSSE LEAGUE | <u>GP</u> | <u>W</u> | <u>L</u> | <u>T</u> | <u>GF</u> | <u>GA</u> |
|----------------------------------|-----------|----------|----------|----------|-----------|-----------|
| Harvard University               | 3         | 3        | 0        | 0        |           |           |
| Cornell University               | 2         | 1        | 1        | 0        |           |           |
| University of Pennsylvania       | 3         | 1        | 2        | 0        |           |           |
| Columbia University              | 2         | 0        | 2        | 0        |           |           |

**OTHER MATCHES**

Johns Hopkins University defeated Brooklyn Crescent Athletic Club 3-1  
 Swarthmore College defeated Johns Hopkins University 4-2  
 Johns Hopkins University defeated Harvard University  
 Brooklyn Crescent Athletic Club defeated University of Toronto  
 Brooklyn Crescent Athletic Club defeated Montréal Lacrosse Club  
 Brooklyn Crescent Athletic Club defeated Rochester Rangers  
 Montréal Shamrocks defeated Brooklyn Crescent Athletic Club  
 Ottawa Capitals defeated Brooklyn Crescent Athletic Club  
 Brooklyn Crescent Athletic Club defeated Stevens Institute of Technology  
 University of Toronto defeated Stevens Institute of Technology  
 Seattle defeated Tacoma 7-2

**1902**

| INTERCOLLEGIATE LACROSSE ASSOCIATION | <u>GP</u> | <u>W</u> | <u>L</u> | <u>T</u> | <u>GF</u> | <u>GA</u> |
|--------------------------------------|-----------|----------|----------|----------|-----------|-----------|
| Johns Hopkins University             | 2         | 2        | 0        | 0        |           |           |
| Swarthmore College                   | 3         | 2        | 1        | 0        |           |           |
| Lehigh University                    | 3         | 1        | 2        | 0        |           |           |
| Stevens Institute of Technology      | 2         | 0        | 2        | 0        |           |           |

Johns Hopkins University defeated Harvard University  
 Johns Hopkins University defeated University of Pennsylvania  
 Johns Hopkins University defeated Columbia University  
 Johns Hopkins University defeated Hobart College  
 University of Toronto defeated Johns Hopkins University 6-2

| INTER-UNIVERSITY LACROSSE LEAGUE | <u>GP</u> | <u>W</u> | <u>L</u> | <u>T</u> | <u>GF</u> | <u>GA</u> |
|----------------------------------|-----------|----------|----------|----------|-----------|-----------|
| Cornell University               | 3         | 3        | 0        | 0        |           |           |
| Harvard University               | 3         | 2        | 1        | 0        |           |           |
| University of Pennsylvania       | 3         | 1        | 2        | 0        |           |           |
| Columbia University              | 3         | 3        | 0        | 0        |           |           |

CHAPMAN CUP – WESTERN CANADA & WESTERN UNITED STATES CHAMPION

St. Paul defeated Calumet Lacrosse Club  
Winnipeg Shamrocks defeated St. Paul in two games

OTHER MATCHES

Brooklyn Crescent Athletic Club defeated University of Toronto  
Brooklyn Crescent Athletic Club defeated Crescent Club of Perth  
Montréal Shamrocks defeated Brooklyn Crescent Athletic Club

1903

| INTERCOLLEGIATE LACROSSE ASSOCIATION | <u>GP</u> | <u>W</u> | <u>L</u> | <u>T</u> | <u>GF</u> | <u>GA</u> |
|--------------------------------------|-----------|----------|----------|----------|-----------|-----------|
| Johns Hopkins University             | 3         | 3        | 0        | 0        |           |           |
| Swarthmore College                   | 3         | 2        | 1        | 0        |           |           |
| Lehigh University                    | 3         | 1        | 2        | 0        |           |           |
| Stevens Institute of Technology      | 3         | 0        | 3        | 0        |           |           |

| INTER-UNIVERSITY LACROSSE LEAGUE | <u>GP</u> | <u>W</u> | <u>L</u> | <u>T</u> | <u>GF</u> | <u>GA</u> |
|----------------------------------|-----------|----------|----------|----------|-----------|-----------|
| Columbia University              | 2         | 2        | 0        | 0        |           |           |
| Cornell University               | 3         | 2        | 1        | 0        |           |           |
| University of Pennsylvania       | 3         | 1        | 2        | 0        |           |           |
| Harvard University               | 2         | 0        | 2        | 0        |           |           |

*Columbia University claimed forfeit win over Harvard University*

OTHER MATCHES

Brooklyn Crescent Athletic Club defeated Johns Hopkins University  
Brooklyn Crescent Athletic Club defeated Cattaraugus Seneca Indians  
University of Toronto defeated Brooklyn Crescent Athletic Club  
University of Toronto defeated Johns Hopkins University  
Ontario Thistles defeated Brooklyn Crescent Athletic Club  
Brooklyn Crescent Athletic Club defeated Oxford-Cambridge Universities 1-0  
St. Paul defeated Chicago Calumet Lacrosse Club in a series of games  
St. Paul defeated Duluth in a series of games  
St. Paul defeated Winnipeg Shamrocks  
Winnipeg Shamrocks defeated St. Paul  
University of Toronto defeated Detroit  
Detroit defeated Chicago Calumet Lacrosse Club

1904

| INTERCOLLEGIATE LACROSSE ASSOCIATION | <u>GP</u> | <u>W</u> | <u>L</u> | <u>T</u> | <u>GF</u> | <u>GA</u> |
|--------------------------------------|-----------|----------|----------|----------|-----------|-----------|
| Swarthmore College                   | 3         | 3        | 0        | 0        |           |           |
| Johns Hopkins University             | 3         | 2        | 1        | 0        |           |           |
| Lehigh University                    | 3         | 1        | 2        | 0        |           |           |
| Stevens Institute of Technology      | 3         | 0        | 3        | 0        |           |           |

| INTER-UNIVERSITY LACROSSE LEAGUE | <u>GP</u> | <u>W</u> | <u>L</u> | <u>T</u> | <u>GF</u> | <u>GA</u> |
|----------------------------------|-----------|----------|----------|----------|-----------|-----------|
| Harvard University               | 2         | 2        | 0        | 0        |           |           |
| Cornell University               | 3         | 2        | 1        | 0        |           |           |
| University of Pennsylvania       | 1         | 0        | 1        | 0        |           |           |
| Columbia University              | 2         | 0        | 2        | 0        |           |           |

#### OTHER MATCHES

Swarthmore College defeated University of Virginia  
Brooklyn Crescent Athletic Club defeated Swarthmore College 11-4  
Brooklyn Crescent Athletic Club defeated New York Irish-American Athletic Club  
Brooklyn Crescent Athletic Club defeated University of Toronto  
University of Toronto defeated Brooklyn Crescent Athletic Club  
St. Paul defeated Chicago Calumet Lacrosse Club (1st match)  
St. Paul defeated Chicago Calumet Lacrosse Club (2nd match)  
St. Paul tied Winnipeg Shamrocks  
Winnipeg Shamrocks (Canadian Olympic team) defeated St. Louis Amateur Athletic Association (United States Olympic team)  
Winnipeg Shamrocks defeated St. Paul  
St. Paul defeated Port Arthur Algonquin Club  
Sault Ste. Marie Canadian Soo defeated St. Paul  
Johns Hopkins University defeated Mount Washington Lacrosse Club  
Swarthmore College defeated University of Toronto 4-2  
Johns Hopkins University defeated University of Toronto 3-2  
Johns Hopkins University defeated Harvard University

#### 1905

| INTERCOLLEGIATE LACROSSE ASSOCIATION | <u>GP</u> | <u>W</u> | <u>L</u> | <u>T</u> | <u>GF</u> | <u>GA</u> |
|--------------------------------------|-----------|----------|----------|----------|-----------|-----------|
| Swarthmore College                   | 3         | 3        | 0        | 0        |           |           |
| Johns Hopkins University             | 3         | 2        | 1        | 0        |           |           |
| Stevens Institute of Technology      | 3         | 1        | 2        | 0        |           |           |
| Lehigh University                    | 3         | 0        | 3        | 0        |           |           |

| INTER-UNIVERSITY LACROSSE LEAGUE | <u>GP</u> | <u>W</u> | <u>L</u> | <u>T</u> | <u>GF</u> | <u>GA</u> |
|----------------------------------|-----------|----------|----------|----------|-----------|-----------|
| Columbia University              | 3         | 2        | 1        | 0        |           |           |
| Cornell University               | 3         | 2        | 1        | 0        |           |           |
| Harvard University               | 3         | 2        | 1        | 0        |           |           |
| University of Pennsylvania       | 3         | 0        | 3        | 0        |           |           |

#### CHAPMAN CUP – WESTERN CANADA & WESTERN UNITED STATES CHAMPION

St. Paul awarded cup after Souris and Winnipeg Shamrocks declined to compete

#### OTHER MATCHES

Cornell University tied Hobart College  
Cornell University defeated Hobart College  
Brooklyn Crescent Athletic Club defeated Mount Washington Lacrosse Club 6-1  
Brooklyn Crescent Athletic Club defeated New York Lacrosse Club (1st match)  
Brooklyn Crescent Athletic Club defeated New York Lacrosse Club (2nd match)  
Brooklyn Crescent Athletic Club defeated University of Toronto (1st match)  
Brooklyn Crescent Athletic Club defeated University of Toronto (2nd match)  
Seaforth Beavers defeated Brooklyn Crescent Athletic Club  
Montréal Amateur Athletic Association defeated Brooklyn Crescent Athletic Club  
St. Paul defeated Sault Ste. Marie Canadian Soo 5-0  
Swarthmore College defeated Mount Washington  
Swarthmore College defeated Johns Hopkins University 16-4  
University of Toronto defeated Swarthmore College

#### 1906 UNITED STATES INTERCOLLEGIATE LACROSSE LEAGUE

| NORTHERN DIVISION          | <u>GP</u> | <u>W</u> | <u>L</u> | <u>T</u> | <u>GF</u> | <u>GA</u> |
|----------------------------|-----------|----------|----------|----------|-----------|-----------|
| Cornell University         | 3         | 3        | 0        | 0        |           |           |
| Harvard University         | 3         | 2        | 1        | 0        |           |           |
| Columbia University        | 3         | 1        | 2        | 0        |           |           |
| University of Pennsylvania | 3         | 0        | 3        | 0        |           |           |

| SOUTHERN DIVISION               | <u>GP</u> | <u>W</u> | <u>L</u> | <u>T</u> | <u>GF</u> | <u>GA</u> |
|---------------------------------|-----------|----------|----------|----------|-----------|-----------|
| Johns Hopkins University        | 3         | 3        | 0        | 0        |           |           |
| Swarthmore College              | 3         | 2        | 1        | 0        |           |           |
| Stevens Institute of Technology | 3         | 1        | 2        | 0        |           |           |
| Lehigh University               | 3         | 0        | 3        | 0        |           |           |

**1907 UNITED STATES INTERCOLLEGIATE LACROSSE LEAGUE**

| NORTHERN DIVISION               | <u>GP</u> | <u>W</u> | <u>L</u> | <u>T</u> | <u>GF</u> | <u>GA</u> |
|---------------------------------|-----------|----------|----------|----------|-----------|-----------|
| Cornell University              | 3         | 3        | 0        | 0        |           |           |
| Hobart College                  | 3         | 2        | 1        | 0        |           |           |
| Harvard University              | 3         | 1        | 2        | 0        |           |           |
| Columbia University             | 3         | 0        | 3        | 0        |           |           |
| SOUTHERN DIVISION               | <u>GP</u> | <u>W</u> | <u>L</u> | <u>T</u> | <u>GF</u> | <u>GA</u> |
| Johns Hopkins University        | 3         | 3        | 0        | 0        |           |           |
| Lehigh University               | 3         | 1        | 2        | 0        |           |           |
| Stevens Institute of Technology | 3         | 1        | 2        | 0        |           |           |
| Swarthmore College              | 3         | 1        | 2        | 0        |           |           |

**1908 UNITED STATES INTERCOLLEGIATE LACROSSE LEAGUE**

| NORTHERN DIVISION               | <u>GP</u> | <u>W</u> | <u>L</u> | <u>T</u> | <u>GF</u> | <u>GA</u> |
|---------------------------------|-----------|----------|----------|----------|-----------|-----------|
| Harvard University              | 3         | 3        | 3        | 0        |           |           |
| Cornell University              | 3         | 2        | 1        | 0        |           |           |
| Hobart College                  | 3         | 1        | 2        | 0        |           |           |
| Columbia University             | 3         | 0        | 3        | 0        |           |           |
| SOUTHERN DIVISION               | <u>GP</u> | <u>W</u> | <u>L</u> | <u>T</u> | <u>GF</u> | <u>GA</u> |
| Johns Hopkins University        | 3         | 3        | 0        | 0        |           |           |
| Swarthmore College              | 3         | 2        | 1        | 0        |           |           |
| Lehigh University               | 3         | 1        | 2        | 0        |           |           |
| Stevens Institute of Technology | 3         | 0        | 3        | 0        |           |           |

**1909 UNITED STATES INTERCOLLEGIATE LACROSSE LEAGUE**

| NORTHERN DIVISION               | <u>GP</u> | <u>W</u> | <u>L</u> | <u>T</u> | <u>GF</u> | <u>GA</u> |
|---------------------------------|-----------|----------|----------|----------|-----------|-----------|
| Harvard University              | 3         | 2        | 1        | 0        |           |           |
| Columbia University             | 3         | 2        | 1        | 0        |           |           |
| Hobart College                  | 3         | 1        | 2        | 0        |           |           |
| Cornell University              | 3         | 1        | 2        | 0        |           |           |
| SOUTHERN DIVISION               | <u>GP</u> | <u>W</u> | <u>L</u> | <u>T</u> | <u>GF</u> | <u>GA</u> |
| Johns Hopkins University        | 3         | 3        | 0        | 0        |           |           |
| Swarthmore College              | 2         | 1        | 1        | 0        |           |           |
| Stevens Institute of Technology | 3         | 1        | 2        | 0        |           |           |
| Lehigh University               | 2         | 0        | 2        | 0        |           |           |

**1910 UNITED STATES INTERCOLLEGIATE LACROSSE LEAGUE**

| NORTHERN DIVISION               | <u>GP</u> | <u>W</u> | <u>L</u> | <u>T</u> | <u>GF</u> | <u>GA</u> |
|---------------------------------|-----------|----------|----------|----------|-----------|-----------|
| Harvard University              | 3         | 3        | 0        | 0        |           |           |
| Cornell University              | 3         | 2        | 1        | 0        |           |           |
| Hobart College                  | 3         | 1        | 2        | 0        |           |           |
| Columbia University             | 3         | 0        | 3        | 0        |           |           |
| SOUTHERN DIVISION               | <u>GP</u> | <u>W</u> | <u>L</u> | <u>T</u> | <u>GF</u> | <u>GA</u> |
| Swarthmore College              | 3         | 3        | 0        | 0        |           |           |
| Johns Hopkins University        | 3         | 2        | 1        | 0        |           |           |
| Lehigh University               | 3         | 1        | 2        | 0        |           |           |
| Stevens Institute of Technology | 3         | 0        | 3        | 0        |           |           |

**1911 UNITED STATES INTERCOLLEGIATE LACROSSE LEAGUE**

| NORTHERN DIVISION  | <u>GP</u> | <u>W</u> | <u>L</u> | <u>T</u> | <u>GF</u> | <u>GA</u> |
|--------------------|-----------|----------|----------|----------|-----------|-----------|
| Harvard University | 2         | 2        | 0        | 0        |           |           |
| Cornell University | 2         | 1        | 1        | 0        |           |           |
| Hobart College     | 2         | 0        | 2        | 0        |           |           |

| SOUTHERN DIVISION               | <u>GP</u> | <u>W</u> | <u>L</u> | <u>T</u> | <u>GF</u> | <u>GA</u> |
|---------------------------------|-----------|----------|----------|----------|-----------|-----------|
| Johns Hopkins University        | 3         | 3        | 0        | 0        |           |           |
| Swarthmore College              | 3         | 2        | 1        | 0        |           |           |
| Lehigh University               | 3         | 1        | 2        | 0        |           |           |
| Stevens Institute of Technology | 3         | 0        | 3        | 0        |           |           |

**1912 UNITED STATES INTERCOLLEGIATE LACROSSE LEAGUE**

| NORTHERN DIVISION  | <u>GP</u> | <u>W</u> | <u>L</u> | <u>T</u> | <u>GF</u> | <u>GA</u> |
|--------------------|-----------|----------|----------|----------|-----------|-----------|
| Harvard University | 2         | 2        | 0        | 0        |           |           |
| Cornell University | 2         | 1        | 1        | 0        |           |           |
| Hobart College     | 2         | 0        | 2        | 0        |           |           |

| SOUTHERN DIVISION               | <u>GP</u> | <u>W</u> | <u>L</u> | <u>T</u> | <u>GF</u> | <u>GA</u> |
|---------------------------------|-----------|----------|----------|----------|-----------|-----------|
| Swarthmore College              | 3         | 3        | 0        | 0        |           |           |
| Lehigh University               | 3         | 2        | 1        | 0        |           |           |
| Johns Hopkins University        | 3         | 1        | 2        | 0        |           |           |
| Stevens Institute of Technology | 3         | 0        | 3        | 0        |           |           |

**1913 UNITED STATES INTERCOLLEGIATE LACROSSE LEAGUE**

| NORTHERN DIVISION               | <u>GP</u> | <u>W</u> | <u>L</u> | <u>T</u> | <u>GF</u> | <u>GA</u> |
|---------------------------------|-----------|----------|----------|----------|-----------|-----------|
| Harvard University              | 3         | 3        | 0        | 0        |           |           |
| Cornell University              | 3         | 2        | 1        | 0        |           |           |
| Stevens Institute of Technology | 3         | 1        | 2        | 0        |           |           |
| Hobart College                  | 3         | 0        | 3        | 0        |           |           |

| SOUTHERN DIVISION        | <u>GP</u> | <u>W</u> | <u>L</u> | <u>T</u> | <u>GF</u> | <u>GA</u> |
|--------------------------|-----------|----------|----------|----------|-----------|-----------|
| Johns Hopkins University | 2         | 2        | 0        | 0        |           |           |
| Lehigh University        | 2         | 1        | 1        | 0        |           |           |
| Swarthmore College       | 2         | 0        | 2        | 0        |           |           |

**1914 UNITED STATES INTERCOLLEGIATE LACROSSE LEAGUE**

| NORTHERN DIVISION               | <u>GP</u> | <u>W</u> | <u>L</u> | <u>T</u> | <u>GF</u> | <u>GA</u> |
|---------------------------------|-----------|----------|----------|----------|-----------|-----------|
| Cornell University              | 3         | 3        | 0        | 0        |           |           |
| Harvard University              | 3         | 2        | 1        | 0        |           |           |
| Hobart College                  | 3         | 1        | 2        | 0        |           |           |
| Stevens Institute of Technology | 3         | 0        | 3        | 0        |           |           |

| SOUTHERN DIVISION        | <u>GP</u> | <u>W</u> | <u>L</u> | <u>T</u> | <u>GF</u> | <u>GA</u> |
|--------------------------|-----------|----------|----------|----------|-----------|-----------|
| Lehigh University        | 2         | 2        | 0        | 0        |           |           |
| Johns Hopkins University | 2         | 1        | 1        | 0        |           |           |
| Swarthmore College       | 2         | 0        | 2        | 0        |           |           |

**1915 UNITED STATES INTERCOLLEGIATE LACROSSE LEAGUE**

| NORTHERN DIVISION               | <u>GP</u> | <u>W</u> | <u>L</u> | <u>T</u> | <u>GF</u> | <u>GA</u> |
|---------------------------------|-----------|----------|----------|----------|-----------|-----------|
| Harvard University              | 3         | 3        | 0        | 0        |           |           |
| Hobart College                  | 3         | 2        | 1        | 0        |           |           |
| Cornell University              | 3         | 1        | 2        | 0        |           |           |
| Stevens Institute of Technology | 3         | 0        | 3        | 0        |           |           |

| SOUTHERN DIVISION          | <u>GP</u> | <u>W</u> | <u>L</u> | <u>T</u> | <u>GF</u> | <u>GA</u> |
|----------------------------|-----------|----------|----------|----------|-----------|-----------|
| Johns Hopkins University   | 3         | 3        | 0        | 0        |           |           |
| Lehigh University          | 3         | 2        | 1        | 0        |           |           |
| Swarthmore College         | 3         | 1        | 2        | 0        |           |           |
| University of Pennsylvania | 3         | 0        | 3        | 0        |           |           |

**1916 UNITED STATES INTERCOLLEGIATE LACROSSE LEAGUE**

| NORTHERN DIVISION               | <u>GP</u> | <u>W</u> | <u>L</u> | <u>T</u> | <u>GF</u> | <u>GA</u> |
|---------------------------------|-----------|----------|----------|----------|-----------|-----------|
| Cornell University              | 4         | 4        | 0        | 0        |           |           |
| Harvard University              | 4         | 3        | 1        | 0        |           |           |
| Hobart College                  | 4         | 2        | 2        | 0        |           |           |
| Yale University                 | 4         | 1        | 3        | 0        |           |           |
| Stevens Institute of Technology | 4         | 0        | 4        | 0        |           |           |
| SOUTHERN DIVISION               | <u>GP</u> | <u>W</u> | <u>L</u> | <u>T</u> | <u>GF</u> | <u>GA</u> |
| Lehigh University               | 3         | 3        | 0        | 0        |           |           |
| Johns Hopkins University        | 3         | 2        | 1        | 0        |           |           |
| University of Pennsylvania      | 3         | 1        | 2        | 0        |           |           |
| Swarthmore College              | 3         | 0        | 3        | 0        |           |           |

**1917 UNITED STATES INTERCOLLEGIATE LACROSSE LEAGUE**

| NORTHERN DIVISION  | <u>GP</u> | <u>W</u> | <u>L</u> | <u>T</u> | <u>GF</u> | <u>GA</u> |
|--|-----------|----------|----------|----------|-----------|-----------|
| Stevens Institute of Technology – <i>only team in 1917</i> |           |          |          |          |           |           |
| SOUTHERN DIVISION  | <u>GP</u> | <u>W</u> | <u>L</u> | <u>T</u> | <u>GF</u> | <u>GA</u> |
| Lehigh University  | 2         | 2        | 0        | 0        |           |           |
| University of Pennsylvania                                 | 2         | 1        | 1        | 0        |           |           |
| Swarthmore College   | 2         | 0        | 2        | 0        |           |           |

**1918 UNITED STATES INTERCOLLEGIATE LACROSSE LEAGUE**

| NORTHERN DIVISION               | <u>GP</u> | <u>W</u> | <u>L</u> | <u>T</u> | <u>GF</u> | <u>GA</u> |
|---------------------------------|-----------|----------|----------|----------|-----------|-----------|
| Stevens Institute of Technology | 1         | 1        | 0        | 0        |           |           |
| Yale University                 | 1         | 0        | 1        | 0        |           |           |
| SOUTHERN DIVISION               | <u>GP</u> | <u>W</u> | <u>L</u> | <u>T</u> | <u>GF</u> | <u>GA</u> |
| Johns Hopkins University        | 3         | 3        | 0        | 0        |           |           |
| Lehigh University               | 3         | 2        | 1        | 0        |           |           |
| Swarthmore College              | 3         | 1        | 2        | 0        |           |           |
| University of Pennsylvania      | 3         | 0        | 3        | 0        |           |           |

**1919 UNITED STATES INTERCOLLEGIATE LACROSSE LEAGUE**

| NORTHERN DIVISION               | <u>GP</u> | <u>W</u> | <u>L</u> | <u>T</u> | <u>GF</u> | <u>GA</u> |
|---------------------------------|-----------|----------|----------|----------|-----------|-----------|
| Hobart College                  | 2         | 2        | 0        | 0        |           |           |
| Stevens Institute of Technology | 1         | 1        | 0        | 0        |           |           |
| Harvard University              | 2         | 1        | 1        | 0        |           |           |
| Yale University                 | 3         | 0        | 3        | 0        |           |           |
| SOUTHERN DIVISION               | <u>GP</u> | <u>W</u> | <u>L</u> | <u>T</u> | <u>GF</u> | <u>GA</u> |
| Johns Hopkins University        | 3         | 3        | 0        | 0        |           |           |
| Lehigh University               | 3         | 2        | 1        | 0        |           |           |
| Swarthmore College              | 3         | 1        | 2        | 0        |           |           |
| University of Pennsylvania      | 3         | 0        | 3        | 0        |           |           |

**1920 UNITED STATES INTERCOLLEGIATE LACROSSE LEAGUE**

| NORTHERN DIVISION               | <u>GP</u> | <u>W</u> | <u>L</u> | <u>T</u> | <u>GF</u> | <u>GA</u> |
|---------------------------------|-----------|----------|----------|----------|-----------|-----------|
| Syracuse University             | 4         | 3        | 0        | 1        |           |           |
| Cornell University              | 4         | 3        | 1        | 0        |           |           |
| Harvard University              | 4         | 2        | 2        | 0        |           |           |
| Yale University                 | 4         | 1        | 3        | 0        |           |           |
| Hobart College                  | 4         | 0        | 3        | 1        |           |           |
| SOUTHERN DIVISION               | <u>GP</u> | <u>W</u> | <u>L</u> | <u>T</u> | <u>GF</u> | <u>GA</u> |
| Lehigh University               | 4         | 4        | 0        | 0        |           |           |
| Johns Hopkins University        | 3         | 2        | 1        | 0        |           |           |
| Stevens Institute of Technology | 3         | 1        | 2        | 0        |           |           |
| Swarthmore College              | 4         | 1        | 3        | 0        |           |           |
| University of Pennsylvania      | 2         | 0        | 2        | 0        |           |           |

**1921 UNITED STATES INTERCOLLEGIATE LACROSSE LEAGUE**

| NORTHERN DIVISION   | <u>GP</u> | <u>W</u> | <u>L</u> | <u>T</u> | <u>GF</u> | <u>GA</u> |
|---------------------|-----------|----------|----------|----------|-----------|-----------|
| Syracuse University | 4         | 4        | 0        | 0        |           |           |
| Hobart College      | 4         | 3        | 1        | 0        |           |           |
| Cornell University  | 4         | 1        | 3        | 0        |           |           |
| Harvard University  | 4         | 1        | 3        | 0        |           |           |
| Yale University     | 4         | 1        | 3        | 0        |           |           |

| SOUTHERN DIVISION               | <u>GP</u> | <u>W</u> | <u>L</u> | <u>T</u> | <u>GF</u> | <u>GA</u> |
|---------------------------------|-----------|----------|----------|----------|-----------|-----------|
| Lehigh University               | 4         | 4        | 0        | 0        |           |           |
| Johns Hopkins University        | 4         | 2        | 2        | 0        |           |           |
| Stevens Institute of Technology | 4         | 2        | 2        | 0        |           |           |
| Swarthmore College              | 4         | 2        | 2        | 0        |           |           |
| University of Pennsylvania      | 4         | 0        | 4        | 0        |           |           |

**1922 UNITED STATES INTERCOLLEGIATE LACROSSE LEAGUE**

| NORTHERN DIVISION   | <u>GP</u> | <u>W</u> | <u>L</u> | <u>T</u> | <u>GF</u> | <u>GA</u> |
|---------------------|-----------|----------|----------|----------|-----------|-----------|
| Syracuse University | 4         | 4        | 0        | 0        |           |           |
| Cornell University  | 4         | 3        | 1        | 0        |           |           |
| Hobart College      | 4         | 2        | 2        | 0        |           |           |
| Yale University     | 4         | 1        | 3        | 0        |           |           |
| Harvard University  | 4         | 0        | 4        | 0        |           |           |

| SOUTHERN DIVISION               | <u>GP</u> | <u>W</u> | <u>L</u> | <u>T</u> | <u>GF</u> | <u>GA</u> |
|---------------------------------|-----------|----------|----------|----------|-----------|-----------|
| University of Pennsylvania      | 5         | 4        | 1        | 0        |           |           |
| Lehigh University               | 6         | 4        | 2        | 0        |           |           |
| Johns Hopkins University        | 5         | 3        | 2        | 0        |           |           |
| Swarthmore College              | 4         | 1        | 3        | 0        |           |           |
| Stevens Institute of Technology | 5         | 0        | 5        | 0        |           |           |

**1923 UNITED STATES INTERCOLLEGIATE LACROSSE LEAGUE**

| NORTHERN DIVISION   | <u>GP</u> | <u>W</u> | <u>L</u> | <u>T</u> | <u>GF</u> | <u>GA</u> |
|---------------------|-----------|----------|----------|----------|-----------|-----------|
| Syracuse University | 4         | 3        | 1        | 0        |           |           |
| Cornell University  | 4         | 3        | 1        | 0        |           |           |
| Yale University     | 4         | 2        | 2        | 0        |           |           |
| Hobart College      | 4         | 2        | 2        | 0        |           |           |
| Harvard University  | 4         | 0        | 4        | 0        |           |           |

| SOUTHERN DIVISION               | <u>GP</u> | <u>W</u> | <u>L</u> | <u>T</u> | <u>GF</u> | <u>GA</u> |
|---------------------------------|-----------|----------|----------|----------|-----------|-----------|
| Johns Hopkins University        | 4         | 4        | 0        | 0        |           |           |
| Swarthmore College              | 3         | 2        | 1        | 0        |           |           |
| University of Pennsylvania      | 4         | 2        | 2        | 0        |           |           |
| Lehigh University               | 4         | 1        | 3        | 0        |           |           |
| Stevens Institute of Technology | 3         | 0        | 3        | 0        |           |           |

**1924 UNITED STATES INTERCOLLEGIATE LACROSSE LEAGUE**

| NORTHERN DIVISION             | <u>GP</u> | <u>W</u> | <u>L</u> | <u>T</u> | <u>GF</u> | <u>GA</u> |
|-------------------------------|-----------|----------|----------|----------|-----------|-----------|
| Syracuse University           | 5         | 5        | 0        | 0        |           |           |
| Cornell University            | 5         | 3        | 2        | 0        |           |           |
| Hobart College                | 4         | 2        | 2        | 0        |           |           |
| Pennsylvania State University | 2         | 1        | 1        | 0        |           |           |
| Yale University               | 4         | 1        | 3        | 0        |           |           |
| Harvard University            | 4         | 0        | 4        | 0        |           |           |

| SOUTHERN DIVISION               | <u>GP</u> | <u>W</u> | <u>L</u> | <u>T</u> | <u>GF</u> | <u>GA</u> |
|---------------------------------|-----------|----------|----------|----------|-----------|-----------|
| Johns Hopkins University        | 5         | 4        | 1        | 0        |           |           |
| University of Maryland          | 4         | 3        | 1        | 0        |           |           |
| Stevens Institute of Technology | 5         | 3        | 2        | 0        |           |           |
| Lehigh University               | 5         | 3        | 2        | 0        |           |           |
| Swarthmore College              | 4         | 1        | 3        | 0        |           |           |
| University of Pennsylvania      | 5         | 0        | 5        | 0        |           |           |

**1925 UNITED STATES INTERCOLLEGIATE LACROSSE LEAGUE**

| NORTHERN DIVISION               |           |          |          |          | <u>GF</u> | <u>GA</u> |
|---------------------------------|-----------|----------|----------|----------|-----------|-----------|
|                                 | <u>GP</u> | <u>W</u> | <u>L</u> | <u>T</u> |           |           |
| Syracuse University             | 5         | 5        | 0        | 0        |           |           |
| Hobart College                  | 3         | 2        | 1        | 0        |           |           |
| Yale University                 | 4         | 2        | 2        | 0        |           |           |
| Cornell University              | 4         | 1        | 3        | 0        |           |           |
| Harvard University              | 2         | 0        | 2        | 0        |           |           |
| Pennsylvania State University   | 2         | 0        | 2        | 0        |           |           |
| SOUTHERN DIVISION               |           |          |          |          | <u>GF</u> | <u>GA</u> |
|                                 | <u>GP</u> | <u>W</u> | <u>L</u> | <u>T</u> |           |           |
| University of Maryland          | 5         | 4        | 0        | 1        |           |           |
| Johns Hopkins University        | 5         | 4        | 1        | 0        |           |           |
| Lehigh University               | 5         | 3        | 2        | 0        |           |           |
| Stevens Institute of Technology | 5         | 2        | 2        | 1        |           |           |
| Swarthmore College              | 5         | 1        | 4        | 0        |           |           |
| University of Pennsylvania      | 5         | 0        | 5        | 0        |           |           |



## UNITED STATES NATIONAL AMATEUR LACROSSE ASSOCIATION CHAMPIONS

|      | <u>Champion</u>  | <u>Finalist</u>  |
|------|--|--|
| 1879 | <b>Boston Union Lacrosse Club</b>                                      | Ravenswood   |
| 1880 | <b>Boston Union Lacrosse Club</b><br><b>Boston Union Lacrosse Club</b> | Manhattan Lacrosse Club<br>New York Lacrosse Club      |
| 1881 | <b>New York Lacrosse Club</b>  | Boston Union Lacrosse Club                             |
| 1882 | <b>Louisville</b>  | New York Lacrosse Club                                 |
| 1883 | <b>Louisville</b>  | Calumet City   |
| 1884 | <b>Calumet City</b><br><b>St. Paul</b>                                 | Louisville<br>Calumet City                             |
| 1885 | <b>St. Paul</b>  | Minneapolis<br>Calumet City<br>Brooklyn Williamsburg   |
| 1886 | <b>*New York Lacrosse Club</b>   | St. Paul<br>Baltimore Druids Lacrosse Club<br>Brooklyn |
|      | <b>*South Boston Independents</b>                                      | New York Lacrosse Club                                 |
|      | <b>*Calumet Lacrosse Club</b>  | - awarded by National Association -                    |
| 1887 | <b>Calumet Lacrosse Club</b>   | Chicago<br>St. Paul                                    |

## OELRICHS CUP (EASTERN CHAMPIONSHIP 1885-1890)

|      | <u>Champion</u>                                       | <u>Finalist</u>  |
|------|---|--|
| 1881 | <b>New York Lacrosse Club</b>                         | Staten Island Tyro Club  |
| 1882 | <b>Harvard University</b>                             |  |
| 1883 | <b>New York Lacrosse Club</b>                         | Yale University  |
| 1884 | <b>New York Lacrosse Club</b>                         | Baltimore Druids Lacrosse  |
| 1885 | <b>Harvard University</b>                             | Baltimore Druids Lacrosse Club                                       |
| 1886 | <b>New York Lacrosse Club</b>                         | South Boston   |
| 1887 | <b>Staten Island Athletic Club</b>                    | South Boston   |
| 1888 | <b>Staten Island Athletic Club</b><br><b>Brooklyn</b> | Philadelphia Maple Leaf Lacrosse Club<br>Staten Island Athletic Club |
| 1889 | <b>Baltimore Druids Lacrosse Club</b>                 | Brooklyn   |
| 1890 | <b>Staten Island Athletic Club</b>                    | Baltimore Druids Lacrosse Club<br>Brooklyn                           |

## EASTERN CHAMPIONSHIP

|      | <u>Champion</u>  | <u>Finalist</u>                                      |
|------|--|--|
| 1882 | <b>Boston Union Lacrosse Club</b><br><b>New York Lacrosse Club</b> | New York Lacrosse Club<br>Boston Union Lacrosse Club |
| 1883 | <b>Boston Union Lacrosse Club</b>                                  | New York Lacrosse Club                               |
| 1884 | <b>Baltimore Druids Lacrosse Club</b>                              | New York Lacrosse Club                               |

\* NOTE: South Boston Independents recognised as national champions by the New England Lacrosse Association but not by the National Association. South Boston Independents refused to surrender the championship cup and the National Association incomprehensibly ruled that the Calumet Lacrosse Club of Chicago were now the national champions.

**UNITED STATES NATIONAL INTERCOLLEGIATE CHAMPIONS**

|      | <u>Champion</u>           | <u>Finalist</u>      |
|------|---------------------------|----------------------|
| 1881 | <b>Harvard University</b> | Princeton University |

**UNITED STATES INTERCOLLEGIATE LACROSSE ASSOCIATION CHAMPIONS**

|      | <u>Champion</u>                        |
|------|--|
| 1882 | <b>Harvard University</b>              |
| 1883 | <b>Harvard University</b>              |
| 1884 | <b>Princeton University</b>            |
| 1885 | <b>Harvard University</b>              |
| 1886 | <b>Harvard University</b>              |
| 1887 | <b>Harvard University</b>              |
| 1888 | <b>Princeton University</b>            |
| 1889 | <b>Princeton University</b>            |
| 1890 | <b>Lehigh University</b>               |
| 1891 | <b>Johns Hopkins University</b>        |
| 1892 | <b>Stevens Institute of Technology</b> |
| 1893 | <b>Lehigh University</b>               |
| 1894 | <b>Stevens Institute of Technology</b> |
| 1895 | <b>Lehigh University</b>               |
| 1896 | <b>Lehigh University</b>               |
| 1897 | <b>Lehigh University</b>               |
| 1898 | <b>Johns Hopkins University</b>        |
| 1899 | <b>Johns Hopkins University</b>        |
| 1900 | <b>Johns Hopkins University</b>        |
| 1901 | <b>Stevens Institute</b>               |
| 1902 | <b>Johns Hopkins University</b>        |
| 1903 | <b>Johns Hopkins University</b>        |
| 1904 | <b>Swarthmore College</b>              |
| 1905 | <b>Swarthmore College</b>              |

**INTER-UNIVERSITY LACROSSE LEAGUE**

|      | <u>Champion</u>   |
|------|---|
| 1899 | <b>Cornell University</b>   |
| 1900 | <b>**University of Pennsylvania</b>                                       |
| 1901 | <b>Harvard University</b>   |
| 1902 | <b>Cornell University</b>   |
| 1903 | <b>Columbia University</b>  |
| 1904 | <b>Harvard University</b>   |
| 1905 | <b>Harvard University; Columbia University; Cornell University (tied)</b> |

**\*\* NOTE: University of Pennsylvania claimed league championship due to forfeiture; no official ruling was ever made.**

### COLLEGE MEN'S CHAMPIONS

|      | <u>Champion</u>   |
|------|---|
| 1881 | Harvard University  |
| 1882 | Harvard University  |
| 1883 | Harvard University, Princeton University, Yale University |
| 1884 | Princeton University                                      |
| 1885 | Harvard University  |
| 1886 | Harvard University  |
| 1887 | Harvard University  |
| 1888 | Princeton University                                      |
| 1889 | Princeton University                                      |
| 1890 | Lehigh University   |
| 1891 | Johns Hopkins University                                  |
| 1892 | Stevens Institute of Technology                           |
| 1893 | Lehigh University   |
| 1894 | Stevens Institute of Technology                           |
| 1895 | New York University                                       |
| 1896 | Lehigh University   |
| 1897 | Lehigh University   |
| 1898 | Johns Hopkins University                                  |
| 1899 | Johns Hopkins University                                  |
| 1900 | Johns Hopkins University                                  |
| 1901 | Swarthmore College  |
| 1902 | Johns Hopkins University                                  |
| 1903 | Johns Hopkins University                                  |
| 1904 | Swarthmore College  |
| 1905 | Swarthmore College  |

### AMATEUR ATHLETIC UNION OF AMERICA – LACROSSE CHAMPIONS

|      | <u>Champion</u>              | <u>Finalist</u>                           |
|------|------------------------------|---|
| 1890 | Staten Island Athletic Club  | Philadelphia Schuykill Navy Athletic Club |
| 1891 | New York Athletic Club       | - none -                                  |
| 1892 | Schuykill Navy Athletic Club | Lynn Lacrosse Club                        |
| 1893 | New York Athletic Club       | Brooklyn Crescent Athletic Club           |

### NATIONAL OPEN CHAMPIONSHIP

|      | <u>Champion</u>    |
|------|--------------------|
| 1901 | Swarthmore College |

### CHAPMAN CUP – WESTERN CANADA & WESTERN UNITED STATES CHAMPION

|      | <u>Champion</u>    | <u>Finalist</u> |
|------|--------------------|-----------------|
| 1902 | Winnipeg Shamrocks | St. Paul        |
| 1903 | <i>unknown</i>     |                 |
| 1904 | <i>unknown</i>     |                 |
| 1905 | St. Paul           |                 |

### CARLING CUP – WESTERN UNITED STATES CHAMPION

|      | <u>Champion</u> | <u>Finalist</u> |
|------|-----------------|-----------------|
| 1905 | St. Paul        | Chicago         |

**UNITED STATES INTERCOLLEGIATE LEAGUE – NORTHERN CHAMPIONS 1906-1925**

|      | <u>Champion</u>                           |
|------|---|
| 1906 | <b>Cornell University</b>                 |
| 1907 | <b>Cornell University</b>                 |
| 1908 | <b>Harvard University</b>                 |
| 1909 | <b>Harvard University, Columbia (tie)</b> |
| 1910 | <b>Harvard University</b>                 |
| 1911 | <b>Harvard University</b>                 |
| 1912 | <b>Harvard University</b>                 |
| 1913 | <b>Harvard University</b>                 |
| 1914 | <b>Cornell University</b>                 |
| 1915 | <b>Harvard University</b>                 |
| 1916 | <b>Cornell University</b>                 |
| 1917 | <b>Stevens Institute of Technology</b>    |
| 1918 | <b>Stevens Institute of Technology</b>    |
| 1919 | <b>Hobart College</b>                     |
| 1920 | <b>Syracuse University</b>                |
| 1921 | <b>Syracuse University</b>                |
| 1922 | <b>Syracuse University</b>                |
| 1923 | <b>Syracuse University, Cornell (tie)</b> |
| 1924 | <b>Syracuse University</b>                |
| 1925 | <b>Syracuse University</b>                |

**UNITED STATES INTERCOLLEGIATE LEAGUE – SOUTHERN CHAMPIONS 1906-1925**

|      | <u>Champion</u>                   |
|------|-----------------------------------|
| 1906 | <b>Johns Hopkins University</b>   |
| 1907 | <b>Johns Hopkins University</b>   |
| 1908 | <b>Johns Hopkins University</b>   |
| 1909 | <b>Johns Hopkins University</b>   |
| 1910 | <b>Swarthmore College</b>         |
| 1911 | <b>Johns Hopkins University</b>   |
| 1912 | <b>Swarthmore College</b>         |
| 1913 | <b>Johns Hopkins University</b>   |
| 1914 | <b>Lehigh University</b>          |
| 1915 | <b>Johns Hopkins University</b>   |
| 1916 | <b>Lehigh University</b>          |
| 1917 | <b>Lehigh University</b>          |
| 1918 | <b>Johns Hopkins University</b>   |
| 1919 | <b>Johns Hopkins University</b>   |
| 1920 | <b>Lehigh University</b>          |
| 1921 | <b>Lehigh University</b>          |
| 1922 | <b>University of Pennsylvania</b> |
| 1923 | <b>Johns Hopkins University</b>   |
| 1924 | <b>Johns Hopkins University</b>   |
| 1925 | <b>University of Maryland</b>     |

**UNITED STATES NATIONAL INTERCOLLEGIATE CHAMPIONS 1906-1935**

|      | <u>Champion</u>   |
|------|---|
| 1906 | <b>Johns Hopkins University</b>   |
| 1907 | <b>Johns Hopkins University, Cornell University</b>                       |
| 1908 | <b>Johns Hopkins University</b>   |
| 1909 | <b>Johns Hopkins University</b>   |
| 1910 | <b>Swarthmore College</b>   |
| 1911 | <b>Johns Hopkins University</b>   |
| 1912 | <b>Harvard University</b>   |
| 1913 | <b>Johns Hopkins University, Harvard University</b>                       |
| 1914 | <b>United States Naval Academy</b>  |
| 1915 | <b>Johns Hopkins University</b>   |
| 1916 | <b>Lehigh University</b>  |
| 1917 | <b>Lehigh University</b>  |
| 1918 | <b>United States Naval Academy</b>  |
| 1919 | <b>United States Naval Academy</b>  |
| 1920 | <b>United States Naval Academy</b>  |
| 1921 | <b>United States Naval Academy &amp; Lehigh University (co-champions)</b> |
| 1922 | <b>Syracuse University; United States Naval Academy</b>                   |
| 1923 | <b>United States Military Academy</b>                                     |
| 1924 | <b>Syracuse University</b>  |
| 1925 | <b>United States Naval Academy</b>  |
| 1926 | <b>Johns Hopkins University</b>   |
| 1927 | <b>Johns Hopkins University</b>   |
| 1928 | <b>Johns Hopkins University</b>   |
| 1929 | <b>United States Naval Academy &amp; Union College (co-champions)</b>     |
| 1930 | <b>St. John's College (Annapolis)</b>                                     |
| 1931 | <b>St. John's College (Annapolis)</b>                                     |
| 1932 | <b>Johns Hopkins University</b>   |
| 1933 | <b>Johns Hopkins University</b>   |
| 1934 | <b>Johns Hopkins University</b>   |
| 1935 | <b>Princeton University</b>   |

**WINGATE MEMORIAL TROPHY – NATIONAL INTERCOLLEGIATE CHAMPIONS**

|      | <u>Champion</u>                         |
|------|---|
| 1936 | <b>University of Maryland</b>           |
| 1937 | <b>University of Maryland</b>           |
|      | <b>Princeton University</b>             |
| 1938 | <b>United States Naval Academy</b>      |
| 1939 | <b>University of Maryland</b>           |
| 1940 | <b>University of Maryland</b>           |
| 1941 | <b>Johns Hopkins University</b>         |
| 1942 | <b>Princeton University</b>             |
| 1943 | <b>United States Naval Academy</b>      |
| 1944 | <b>United States Military Academy</b>   |
| 1945 | <b>United States Military Academy</b>   |
|      | <b>United States Naval Academy</b>      |
| 1946 | <b>United States Naval Academy</b>      |
| 1947 | <b>Johns Hopkins University</b>         |
| 1948 | <b>Johns Hopkins University</b>         |
| 1949 | <b>Johns Hopkins University</b>         |
| 1950 | <b>Johns Hopkins University</b>         |
| 1951 | <b>United States Military Academy</b>   |
|      | <b>Princeton University</b>             |
| 1952 | <b>Rensselaer Polytechnic Institute</b> |
| 1953 | <b>Princeton University</b>             |
| 1954 | <b>United States Naval Academy</b>      |
| 1955 | <b>University of Maryland</b>           |
| 1956 | <b>University of Maryland</b>           |
| 1957 | <b>Johns Hopkins University</b>         |
| 1958 | <b>United States Military Academy</b>   |
| 1959 | <b>United States Military Academy</b>   |
|      | <b>Johns Hopkins University</b>         |
| 1960 | <b>United States Naval Academy</b>      |
| 1961 | <b>United States Military Academy</b>   |
|      | <b>United States Naval Academy</b>      |
| 1962 | <b>United States Naval Academy</b>      |
| 1963 | <b>United States Naval Academy</b>      |
| 1964 | <b>United States Naval Academy</b>      |
| 1965 | <b>United States Naval Academy</b>      |
| 1966 | <b>United States Naval Academy</b>      |
| 1967 | <b>University of Maryland</b>           |
|      | <b>United States Naval Academy</b>      |
|      | <b>Johns Hopkins University</b>         |
| 1968 | <b>Johns Hopkins University</b>         |
| 1969 | <b>United States Military Academy</b>   |
|      | <b>Johns Hopkins University</b>         |
| 1970 | <b>Johns Hopkins University</b>         |
|      | <b>United States Naval Academy</b>      |
|      | <b>University of Virginia</b>           |
| 1971 | <b>Cornell University</b>               |
| 1972 | <b>University of Virginia</b>           |

## NCAA LACROSSE – DIVISION I CHAMPIONSHIPS

### 1971 NCAA DIVISION I

QUARTER-FINALS  
Cornell 10, Brown 8  
Maryland 10, Air Force 1  
Navy 9, Virginia 6  
Army 19, Hofstra 3

SEMI-FINALS  
Maryland 10, Navy 7  
Cornell 17, Army 16

CHAMPIONSHIP  
Cornell 12, Maryland 6

### 1974 NCAA DIVISION I

QUARTER-FINALS  
Maryland 12, Rutgers 6  
Cornell 15, Virginia 8  
Johns Hopkins 18, Hofstra 10  
Washington & Lee 11, Navy 9

SEMI-FINALS  
Maryland 19, Cornell 10  
Johns Hopkins 11, Washington & Lee 10

CHAMPIONSHIP  
Johns Hopkins 17, Maryland 12

### 1977 NCAA DIVISION I

QUARTER-FINALS  
Cornell 17, Massachusetts 13  
Navy 14, Pennsylvania 12  
Johns Hopkins 16, North Carolina 9  
Maryland 14, Washington & Lee 8

SEMI-FINALS  
Cornell 22, Navy 6  
Johns Hopkins 22, Maryland 12

CHAMPIONSHIP  
Cornell 16, Johns Hopkins 8

### 1980 NCAA DIVISION I

QUARTER-FINALS  
Johns Hopkins 16, Harvard 12  
Syracuse 12, Washington & Lee 4  
Virginia 9, Cornell 8  
North Carolina 18, Navy 11

SEMI-FINALS  
Johns Hopkins 18, Syracuse 11  
Virginia 11, North Carolina 10

CHAMPIONSHIP  
Johns Hopkins 9, Virginia 8 (2OT)

### 1972 NCAA DIVISION I

QUARTER-FINALS  
Maryland 9, Rutgers 3  
Johns Hopkins 11, Washington & Lee 5  
Virginia 10, Army 3  
Cortland State 10, Navy 9 (2OT)

SEMI-FINALS  
Virginia 14, Cortland State 7  
Johns Hopkins 9, Maryland 6

CHAMPIONSHIP  
Virginia 13, Johns Hopkins 12

### 1975 NCAA DIVISION I

QUARTER-FINALS  
Washington & Lee 11, Johns Hopkins 7  
Maryland 19, Hofstra 7  
Cornell 18, Rutgers 5  
Navy 17, Pennsylvania 6

SEMI-FINALS  
Maryland 15, Washington & Lee 5  
Navy 15, Cornell 12

CHAMPIONSHIP  
Maryland 20, Navy 13

### 1978 NCAA DIVISION I

QUARTER-FINALS  
Cornell 12, Washington & Lee 2  
Navy 16, Army 13  
Johns Hopkins 20, Hofstra 8  
Maryland 15, Virginia 10

SEMI-FINALS  
Cornell 13, Navy 7  
Johns Hopkins 17, Maryland 11

CHAMPIONSHIP  
Johns Hopkins 13, Cornell 8

### 1981 NCAA DIVISION I

QUARTER-FINALS  
Johns Hopkins 19, Maryland 14  
Virginia 16, Massachusetts 12  
North Carolina 13, Syracuse 6  
Navy 16, Army 10

SEMI-FINALS  
Johns Hopkins 10, Virginia 6  
North Carolina 17, Navy 8

CHAMPIONSHIP  
North Carolina 14, Johns Hopkins 13

### 1973 NCAA DIVISION I

QUARTER-FINALS  
Maryland 16, Brown 4  
Washington & Lee 13, Navy 12 (3OT)  
Johns Hopkins 11, Army 5  
Virginia 12, Hofstra 5

SEMI-FINALS  
Maryland 18, Washington & Lee 5  
Johns Hopkins 12, Virginia 9

CHAMPIONSHIP  
Maryland 10, Johns Hopkins 9 (2OT)

### 1976 NCAA DIVISION I

QUARTER-FINALS  
Maryland 17, Brown 8  
Navy 13, North Carolina 9  
Cornell 14, Washington & Lee 0  
Johns Hopkins 11, Massachusetts 9

SEMI-FINALS  
Maryland 22, Navy 11  
Cornell 13, Johns Hopkins 5

CHAMPIONSHIP  
Cornell 16, Maryland 13 (OT)

### 1979 NCAA DIVISION I

QUARTER-FINALS  
Johns Hopkins 20, North Carolina State 6  
Virginia 15, Cornell 8  
Maryland 16, Syracuse 13  
Navy 16, Massachusetts 14

SEMI-FINALS  
Johns Hopkins 16, Virginia 7  
Maryland 15, Navy 10

CHAMPIONSHIP  
Johns Hopkins 15, Maryland 9

### 1982 NCAA DIVISION I

QUARTER-FINALS  
North Carolina 16, Navy 2  
Cornell 11, Army 9  
Johns Hopkins 14, Maryland 9  
Virginia 15, Adelphi 7

SEMI-FINALS  
North Carolina 15, Cornell 8  
Johns Hopkins 13, Virginia 9

CHAMPIONSHIP  
North Carolina 7, Johns Hopkins 5

**1983 NCAA DIVISION I**

## QUARTER-FINALS

Johns Hopkins 7, Cornell 6  
 North Carolina 12, Army 6  
 Syracuse 11, Pennsylvania 8  
 Maryland 13, Virginia 4

## SEMI-FINALS

Johns Hopkins 12, North Carolina 9  
 Syracuse 12, Maryland 5

## CHAMPIONSHIP

Syracuse 17, Johns Hopkins 16

**1986 NCAA DIVISION I**

## REGIONAL PLAYOFFS

Massachusetts 16, New Hampshire 6  
 Rutgers 13, CW Post 8

## QUARTER-FINALS

Johns Hopkins 13, Massachusetts 6  
 North Carolina 12, Maryland 10  
 Virginia 12, Navy 9  
 Syracuse 17, Rutgers 5

## SEMI-FINALS

North Carolina 10, Johns Hopkins 9 (OT)  
 Virginia 12, Syracuse 10

## CHAMPIONSHIP

North Carolina 10, Virginia 9 (OT)

**1989 NCAA DIVISION I**

## REGIONAL PLAYOFFS

Navy 12, Pennsylvania 11  
 Adelphi 16, Michigan State 10  
 North Carolina 19, Towson 8  
 Massachusetts 16, Cornell 7

## QUARTER-FINALS

Syracuse 18, Navy 11  
 Maryland 12, Adelphi 11 (OT)  
 North Carolina 12, Loyola 5  
 Johns Hopkins 9, Massachusetts 4

## SEMI-FINALS

Syracuse 18, Maryland 8  
 Johns Hopkins 10, North Carolina 6

## CHAMPIONSHIP

Syracuse 13, Johns Hopkins 12

**1984 NCAA DIVISION I**

## QUARTER-FINALS

Johns Hopkins 10, Delaware 3  
 North Carolina 11, Virginia 2  
 Syracuse 8, Rutgers 7 (OT)  
 Army 8, Pennsylvania 7

## SEMI-FINALS

Johns Hopkins 14, North Carolina 9  
 Syracuse 11, Army 9

## CHAMPIONSHIP

Johns Hopkins 13, Syracuse 10

**1987 NCAA DIVISION I**

## REGIONAL PLAYOFFS

Pennsylvania 11, Massachusetts 10  
 North Carolina 21, Michigan State 5  
 Navy 14, Brown 6  
 Adelphi 6, Army 5

## QUARTER-FINALS

Maryland 12, Pennsylvania 8  
 Johns Hopkins 11, North Carolina 10  
 Syracuse 19, Navy 5  
 Cornell 14, Adelphi 12

## SEMI-FINALS

Johns Hopkins 13, Maryland 8  
 Cornell 18, Syracuse 15

## CHAMPIONSHIP

Johns Hopkins 11, Cornell 10

**1990 NCAA DIVISION I**

## FIRST ROUND

Brown 12, Massachusetts 9  
 Harvard 9, Notre Dame 3  
 Rutgers 7, Virginia 6  
 Princeton 9, Johns Hopkins 8

## QUARTER-FINALS

Syracuse 20, Brown 12  
 North Carolina 18, Harvard 3  
 Loyola 19, Rutgers 10  
 Yale 17, Princeton 8

## SEMI-FINALS

Syracuse 21, North Carolina 10  
 Loyola 14, Yale 13 (2OT)

## CHAMPIONSHIP

Syracuse 21, Loyola 9

**1985 NCAA DIVISION I**

## QUARTER-FINALS

Johns Hopkins 15, Adelphi 9  
 Virginia 10, Army 6  
 North Carolina 16, Brown 14  
 Syracuse 14, Pennsylvania 7

## SEMI-FINALS

Johns Hopkins 11, Virginia 8  
 Syracuse 14, North Carolina 13 (OT)

## CHAMPIONSHIP

Johns Hopkins 11, Syracuse 4

**1988 NCAA DIVISION I**

## REGIONAL PLAYOFFS

Navy 10, Harvard 9  
 Loyola 19, Air Force 8  
 Cornell 13, Massachusetts 11  
 Virginia 10, Yale 9 (2OT)

## QUARTER-FINALS

Syracuse 23, Navy 5  
 Pennsylvania 12, Loyola 9  
 Cornell 6, North Carolina 4  
 Virginia 11, Johns Hopkins 10 (OT)

## SEMI-FINALS

Syracuse 11, Pennsylvania 10  
 Cornell 17, Virginia 6

## CHAMPIONSHIP

Syracuse 13, Cornell 8

**1991 NCAA DIVISION I**

## FIRST ROUND

Loyola 20, Massachusetts 9  
 Syracuse 28, Michigan State 7  
 Towson 14, Virginia 13  
 Maryland 13, Rutgers 7

## QUARTER-FINALS

North Carolina 11, Loyola 9  
 Syracuse 11, Johns Hopkins 8  
 Towson 14, Princeton 13 (3OT)  
 Maryland 16, Brown 13

## SEMI-FINALS

North Carolina 19, Syracuse 13  
 Towson 15, Maryland 11

## CHAMPIONSHIP

North Carolina 18, Towson 13



**1992 NCAA DIVISION I****FIRST ROUND**

Yale 9, Navy 3  
 Johns Hopkins 15, Notre Dame 7  
 Maryland 13, Duke 11  
 Brown 19, Loyola 12

**QUARTER-FINALS**

Syracuse 17, Yale 8  
 Johns Hopkins 15, Towson 8  
 Princeton 11, Maryland 10  
 North Carolina 16, Brown 10

**SEMI-FINALS**

Syracuse 21, Johns Hopkins 16  
 Princeton 16, North Carolina 14

**CHAMPIONSHIP**

Princeton 10, Syracuse 9 (2 OT)

**1995 NCAA DIVISION I****FIRST ROUND**

Loyola 17, North Carolina 11  
 Notre Dame 12, Duke 10  
 Princeton 11, Massachusetts 6  
 Brown 17, Cornell 9

**QUARTER-FINALS**

Johns Hopkins 18, Loyola 5  
 Maryland 14, Notre Dame 11  
 Syracuse 15, Princeton 11  
 Virginia 16, Brown 13

**SEMI-FINALS**

Maryland 16, Johns Hopkins 8  
 Syracuse 20, Virginia 13

**CHAMPIONSHIP**

Syracuse 13, Maryland 9

**1998 NCAA DIVISION I****FIRST ROUND**

Georgetown 9, Univ. Maryland-BC 8  
 Maryland 18, Butler 10  
 Virginia 16, Hobart 10  
 Duke 16, North Carolina 14

**QUARTER-FINALS**

Loyola 12, Georgetown 11  
 Maryland 11, Johns Hopkins 10 (OT)  
 Syracuse 17, Virginia 14  
 Princeton 11, Duke 9

**SEMI-FINALS**

Maryland 19, Loyola 8  
 Princeton 11, Syracuse 10

**CHAMPIONSHIP**

Princeton 15, Maryland 5

**1993 NCAA DIVISION I****FIRST ROUND**

Army 15, Maryland 11  
 Virginia 19, Notre Dame 9  
 Hofstra 9, Massachusetts 8  
 Loyola 19, Navy 8

**QUARTER-FINALS**

North Carolina 14, Army 5  
 Johns Hopkins 14, Virginia 10  
 Syracuse 20, Hofstra 8  
 Princeton 12, Loyola 6

**SEMI-FINALS**

North Carolina 16, Johns Hopkins 10  
 Syracuse 15, Princeton 9

**CHAMPIONSHIP**

Syracuse 13, North Carolina 12

**1996 NCAA DIVISION I****FIRST ROUND**

Towson 16, Loyola 11  
 Syracuse 12, Army 3  
 Harvard 15, Hofstra 12  
 Johns Hopkins 12, Notre Dame 7

**QUARTER-FINALS**

Princeton 22, Towson 6  
 Syracuse 19, North Carolina 12  
 Virginia 23, Harvard 12  
 Johns Hopkins 9, Maryland 7

**SEMI-FINALS**

Princeton 11, Syracuse 9  
 Virginia 16, Johns Hopkins 10

**CHAMPIONSHIP**

Princeton 13, Virginia 12 (OT)

**1999 NCAA DIVISION I****FIRST ROUND**

Syracuse 7, Princeton 5  
 Georgetown 14, Notre Dame 10  
 Delaware 12, Univ. Maryland-BC 11 (OT)  
 Hofstra 15, Navy 7

**QUARTER-FINALS**

Syracuse 17, Loyola 12  
 Georgetown 17, Duke 14  
 Virginia 17, Delaware 10  
 Johns Hopkins 11, Hofstra 7

**SEMI-FINALS**

Syracuse 13, Georgetown 10  
 Virginia 16, Johns Hopkins 11

**CHAMPIONSHIP**

Virginia 12, Syracuse 10

**1994 NCAA DIVISION I****FIRST ROUND**

Duke 14, Maryland 9  
 Virginia 23, Notre Dame 4  
 Johns Hopkins 22, Towson 16  
 Brown 12, Navy 5

**QUARTER-FINALS**

Syracuse 12, Duke 11  
 Virginia 12, North Carolina 10  
 Princeton 12, Johns Hopkins 11 (OT)  
 Brown 14, Loyola 13 (OT)

**SEMI-FINALS**

Virginia 15, Syracuse 14 (OT)  
 Princeton 10, Brown 7

**CHAMPIONSHIP**

Princeton 9, Virginia 8 (OT)

**1997 NCAA DIVISION I****FIRST ROUND**

Massachusetts 6, Hofstra 4  
 Duke 11, Brown 6  
 Loyola 21, Notre Dame 5  
 Maryland 14, Georgetown 10

**QUARTER-FINALS**

Princeton 11, Massachusetts 9  
 Duke 12, Johns Hopkins 11 (OT)  
 Syracuse 13, Loyola 12  
 Maryland 10, Virginia 9

**SEMI-FINALS**

Princeton 10, Duke 9  
 Maryland 18, Syracuse 17

**CHAMPIONSHIP**

Princeton 19, Maryland 7

**2000 NCAA DIVISION I****FIRST ROUND**

Georgetown 14, Cornell 12  
 Duke 13, Hobart 1  
 Notre Dame 15, Loyola 13  
 Maryland 14, Hofstra 12

**QUARTER-FINALS**

Syracuse 17, Georgetown 13  
 Johns Hopkins 15, Notre Dame 11  
 Princeton 10, Maryland 7  
 Virginia 10, Duke 9

**SEMI-FINALS**

Syracuse 14, Johns Hopkins 12  
 Princeton 12, Virginia 11

**CHAMPIONSHIP**

Syracuse 13, Princeton 7

**2001 NCAA DIVISION I****FIRST ROUND**

Hofstra 15, Virginia 14 (OT)  
 Notre Dame 12, Bucknell 7  
 Towson 12, Duke 10  
 Loyola (Md.) 11, Georgetown 9

**QUARTER-FINALS**

Syracuse 18, Hofstra 13  
 Notre Dame 13, Johns Hopkins 9  
 Towson 12, Maryland 11  
 Princeton 8, Loyola 7

**SEMI-FINALS**

Syracuse 12, Notre Dame 5  
 Princeton 12, Towson 11

**CHAMPIONSHIP**

Princeton 10, Syracuse 9 (OT)

**2004 NCAA DIVISION I****FIRST ROUND**

Johns Hopkins 15, Providence 3  
 Navy 11, Pennsylvania State 5  
 Maryland 16, Army 12  
 Syracuse 21, Albany SUNY 13  
 Georgetown 15, Towson 8  
 Princeton 12, Rutgers 4  
 Cornell 11, Hobart 5  
 North Carolina 13, Ohio State 6

**QUARTER-FINALS**

Johns Hopkins 15, North Carolina 9  
 Navy 6, Cornell 5  
 Princeton 9, Maryland 8 (OT)  
 Syracuse 8, Georgetown 7

**SEMI-FINALS**

Syracuse 15, Johns Hopkins 9  
 Navy 8, Princeton 7

**CHAMPIONSHIP**

Syracuse 14, Navy 13

**2002 NCAA DIVISION I****FIRST ROUND**

Massachusetts 17, Fairfield 4  
 Georgetown 12, Manhattan 7  
 Cornell 12, Stony Brook 3  
 Duke 22, Hobart 6

**QUARTER-FINALS**

Princeton 14, Georgetown 13  
 Syracuse 10, Duke 9  
 Johns Hopkins 13, Massachusetts 12 (OT)  
 Virginia 11, Cornell 10

**SEMI-FINALS**

Princeton 11, Johns Hopkins 9  
 Syracuse 12, Virginia 11 (2 OT)

**CHAMPIONSHIP**

Syracuse 13, Princeton 12

**2005 NCAA DIVISION I****FIRST ROUND**

Johns Hopkins 22, Marist 6  
 Massachusetts 16, Syracuse 15  
 Navy 9, Delaware 7  
 Virginia 23, Albany SUNY 9  
 Maryland 14, Pennsylvania State 10  
 Georgetown 16, Army 6  
 Cornell 12, Towson 11  
 Duke 23, Fairfield 4

**QUARTER-FINALS**

Johns Hopkins 19, Massachusetts 9  
 Virginia 10, Navy 8  
 Maryland 9, Georgetown 8  
 Duke 11, Cornell 8

**SEMI-FINALS**

Johns Hopkins 9, Virginia 8 (OT)  
 Duke 18, Maryland 9

**CHAMPIONSHIP**

Johns Hopkins 9, Duke 8

**2003 NCAA DIVISION I****FIRST ROUND**

Johns Hopkins 14, Army 2  
 Towson 11, Pennsylvania State 6  
 Syracuse 13, Dartmouth 11  
 Princeton 16, Albany SUNY 10  
 Maryland 8, Ohio State 5  
 Massachusetts 9, Hofstra 6  
 Georgetown 9, Rutgers 6  
 Virginia 19, Mount St. Mary's 8

**QUARTER-FINALS**

Johns Hopkins 14, Towson 6  
 Syracuse 15, Princeton 5  
 Maryland 13, Massachusetts 7  
 Virginia 12, Georgetown 7

**SEMI-FINALS**

Johns Hopkins 19, Syracuse 8  
 Virginia 14, Maryland 4

**CHAMPIONSHIP**

Virginia 9, Johns Hopkins 7

**2006 NCAA DIVISION I****FIRST ROUND**

Virginia 14, Notre Dame 10  
 Georgetown 9, Navy 7  
 Syracuse 11, Harvard 4  
 Johns Hopkins 13, Pennsylvania State 3  
 Hofstra 14, Providence 8  
 Massachusetts 10, Cornell 9  
 Princeton 11, Univ. Maryland-BC 8  
 Maryland 16, Denver 8

**QUARTER-FINALS**

Virginia 20, Georgetown 8  
 Syracuse 13, Johns Hopkins 12  
 Massachusetts 11, Hofstra 10 (OT)  
 Maryland 11, Princeton 6

**SEMI-FINALS**

Virginia 17, Syracuse 10  
 Massachusetts 8, Maryland 5

**CHAMPIONSHIP**

Virginia 15, Massachusetts 7

**2007 NCAA DIVISION I****FIRST ROUND**

Duke 18, Providence 3  
 North Carolina 12, Navy 8  
 Albany SUNY 19, Loyola 10  
 Cornell 14, Towson 6  
 Johns Hopkins 11, Notre Dame 10 (OT)  
 Georgetown 9, Princeton 8 (OT)  
 Univ. Maryland-BC 13, Maryland 9  
 Delaware 14, Virginia 8

**QUARTER-FINALS**

Duke 19, North Carolina 11  
 Cornell 12, Albany SUNY 11  
 Johns Hopkins 14, Georgetown 6  
 Delaware 10, Univ. Maryland-BC 6

**SEMI-FINALS**

Duke 12, Cornell 11  
 Johns Hopkins 8, Delaware 3

**CHAMPIONSHIP**

Johns Hopkins 12, Duke 11

**2010 NCAA DIVISION I****FIRST ROUND**

Virginia 18, Mount St. Mary's 4  
 Stony Brook 9, Denver 7  
 Duke 18, Johns Hopkins 5  
 North Carolina 14, Delaware 13  
 Maryland 11, Hofstra 8  
 Notre Dame 8, Princeton 5  
 Cornell 11, Loyola 10 (3OT)  
 Army 9, Syracuse 8 (2OT)

**QUARTER-FINALS**

Virginia 10, Stony Brook 9  
 Duke 17, North Carolina 9  
 Notre Dame 7, Maryland 5  
 Cornell 14, Army 5

**SEMI-FINALS**

Duke 14, Virginia 13  
 Notre Dame 12, Cornell 7

**CHAMPIONSHIP**

Duke 6, Notre Dame 5 (OT)

**2008 NCAA DIVISION I****FIRST ROUND**

Duke 12, Loyola 7  
 Ohio State 15, Cornell 7  
 Johns Hopkins 10, Hofstra 4  
 Navy 8, North Carolina 7  
 Syracuse 20, Canisius 3  
 Notre Dame 8, Colgate 7  
 Maryland 10, Denver 7  
 Virginia 10, Univ. Maryland-BC 9

**QUARTER-FINALS**

Duke 21, Ohio State 10  
 Johns Hopkins 10, Navy 4  
 Syracuse 11, Notre Dame 9  
 Virginia 8, Maryland 7 (OT)

**SEMI-FINALS**

Johns Hopkins 10, Duke 9  
 Syracuse 12, Virginia 11

**CHAMPIONSHIP**

Syracuse 13, Johns Hopkins 10

**2011 NCAA DIVISION I****FIRST ROUND**

Cornell 12, Hartford 5  
 Virginia 13, Bucknell 12 (OT)  
 Johns Hopkins 12, Hofstra 5  
 Denver 13, Villanova 10  
 Syracuse 10, Siena 4  
 Maryland 13, North Carolina 6  
 Notre Dame 13, Pennsylvania 6  
 Duke 15, Delaware 14

**QUARTER-FINALS**

Virginia 13, Cornell 9  
 Denver 14, Johns Hopkins 9  
 Maryland 6, Syracuse 5 (OT)  
 Duke 7, Notre Dame 5

**SEMI-FINALS**

Virginia 14, Denver 8  
 Maryland 6, Duke 3

**CHAMPIONSHIP**

Virginia 9, Maryland 7

**2009 NCAA DIVISION I****FIRST ROUND**

Virginia 18, Villanova 6  
 Johns Hopkins 12, Brown 11 (OT)  
 Cornell 11, Hofstra 8  
 Princeton 10, Massachusetts 7  
 Duke 14, Navy 5  
 North Carolina 15, Univ. Maryland-BC 13  
 Maryland 7, Notre Dame 3  
 Syracuse 11, Siena 4

**QUARTER-FINALS**

Virginia 19, Johns Hopkins 8  
 Cornell 6, Princeton 4  
 Duke 12, North Carolina 11  
 Syracuse 11, Maryland 6

**SEMI-FINALS**

Cornell 15, Virginia 6  
 Syracuse 17, Duke 7

**CHAMPIONSHIP**

Syracuse 10, Cornell 9 (OT)

**2012 NCAA DIVISION I****FIRST ROUND**

Loyola 17, Canisius 5  
 Denver 16, North Carolina 14  
 Virginia 6, Princeton 5  
 Notre Dame 13, Yale 7  
 Duke 12, Syracuse 9  
 Colgate 13, Massachusetts 11  
 Maryland 10, Lehigh 9  
 Johns Hopkins 19, Stony Brook 9

**SECOND ROUND**

Loyola 10, Denver 9  
 Notre Dame 12, Virginia 10  
 Maryland 11, Johns Hopkins 5  
 Duke 17, Colgate 6

**SEMI-FINALS**

Loyola 7, Notre Dame 5  
 Maryland 16, Duke 10

**CHAMPIONSHIP**

Loyola 9, Maryland 3

**2013 NCAA DIVISION I****FIRST ROUND**

Syracuse 12, Bryant 7  
 Yale 10, Pennsylvania State 7  
 North Carolina 16, Lehigh 7  
 Denver 19, Albany SUNY 14  
 Ohio State 16, Towson 3  
 Cornell 16, Maryland 8  
 Duke 12, Loyola Maryland 11 (2OT)  
 Notre Dame 9, Detroit 7

**QUARTER-FINALS**

Syracuse 7, Yale 6  
 Denver 12, North Carolina 11  
 Cornell 16, Ohio State 6  
 Duke 12, Notre Dame 11

**SEMI-FINALS**

Syracuse 9, Denver 8  
 Duke 16, Cornell 14

**CHAMPIONSHIP**

Duke 16, Syracuse 10

**2016 NCAA DIVISION I****FIRST ROUND**

Maryland 13, Quinnipiac 6  
 Syracuse 11, Albany 9  
 Brown 17, Johns Hopkins 8  
 Navy 13, Yale 10  
 North Carolina 10, Marquette 9  
 Notre Dame 15, Air Force 7  
 Loyola Maryland 16, Duke 11  
 Towson 10, Denver 9

**QUARTER-FINALS**

Maryland 13, Syracuse 10  
 Brown 11, Navy 10  
 North Carolina 13, Notre Dame 9  
 Loyola Maryland 10, Towson 8

**SEMI-FINALS**

Maryland 15, Brown 14 (OT)  
 North Carolina 18, Loyola Maryland 13

**CHAMPIONSHIP**

North Carolina 14, Maryland 13 (OT)

**2014 NCAA DIVISION I****QUALIFICATION**

Air Force 13, Richmond 5  
 Bryant 9, Siena 8

**FIRST ROUND**

Duke 20, Air Force 9  
 Johns Hopkins 14, Virginia 8  
 Drexel 16, Pennsylvania 11  
 Denver 9, North Carolina 5  
 Albany SUNY 13, Loyola 6  
 Notre Dame 13, Harvard 5  
 Maryland 8, Cornell 7  
 Bryant 10, Syracuse 9

**QUARTER-FINALS**

Duke 19, Johns Hopkins 11  
 Denver 15, Drexel 6  
 Notre Dame 14, Albany SUNY 13 (OT)  
 Maryland 16, Bryant 8

**SEMI-FINALS**

Duke 15, Denver 12  
 Notre Dame 11, Maryland 6

**CHAMPIONSHIP**

Duke 11, Notre Dame 9

**2017 NCAA DIVISION I****FIRST ROUND**

Maryland 13, Bryant 10  
 Albany 15, North Carolina 12  
 Denver 17, Air Force 10  
 Notre Dame 15, Marquette 9  
 Ohio State 7, Loyola Maryland 4  
 Duke 19, Johns Hopkins 6  
 Towson 12, Pennsylvania State 8  
 Syracuse 11, Yale 10

**QUARTER-FINALS**

Maryland 18, Albany 9  
 Denver 16, Notre Dame 4  
 Ohio State 16, Duke 11  
 Towson 10, Syracuse 7

**SEMI-FINALS**

Maryland 9, Denver 8  
 Ohio State 11, Towson 10

**CHAMPIONSHIP**

Maryland 9, Ohio State 6

**2015 NCAA DIVISION I****FIRST ROUND**

Notre Dame 12, Towson 10  
 Albany 19, Cornell 10  
 Ohio State 16, Duke 11  
 Denver 15, Brown 9  
 North Carolina 19, Colgate 12  
 Maryland 8, Yale 7  
 Johns Hopkins 19, Virginia 7  
 Syracuse 20, Marist 8

**SECOND ROUND**

Notre Dame 14, Albany 10  
 Denver 15, Ohio State 13  
 Maryland 14, North Carolina 7  
 Johns Hopkins 16, Syracuse 15

**SEMI-FINALS**

Denver 11, Notre Dame 10 (OT)  
 Maryland 12, Johns Hopkins 11

**CHAMPIONSHIP**

Denver 10, Maryland 5

**2018 NCAA DIVISION I****FIRST ROUND**

Maryland 14, Robert Morris 11  
 Cornell 10, Syracuse 9  
 Johns Hopkins 10, Georgetown 9 (OT)  
 Duke 17, Villanova 11  
 Yale 15, Massachusetts 13  
 Loyola 14, Virginia 12  
 Denver 9, Notre Dame 7  
 Albany 18, Richmond 9

**QUARTER-FINALS**

Maryland 13, Cornell 8  
 Duke 14, Johns Hopkins 9  
 Yale 8, Loyola 5  
 Albany 15, Denver 13

**SEMI-FINALS**

Duke 13, Maryland 8  
 Yale 20, Albany 11

**CHAMPIONSHIP**

Yale 13, Duke 11

**2019 NCAA DIVISION I****FIRST ROUND**

Pennsylvania State 25, Maryland-Balt. C 10  
 Loyola Maryland 15, Syracuse 13  
 Yale 19, Georgetown 16  
 Pennsylvania 13, Army 8  
 Virginia 19, Robert Morris 10  
 Maryland 14, Towson 13 (OT)  
 Notre Dame 16, Johns Hopkins 9  
 Duke 12, Richmond 11

**QUARTER-FINALS**

Pennsylvania State 21, Loyola Maryland 14  
 Yale 19, Pennsylvania 18 (OT)  
 Virginia 13, Maryland 12 (OT)  
 Duke 14, Notre Dame 13 (OT)

**SEMI-FINALS**

Yale 21, Pennsylvania State 17  
 Virginia 13, Duke 12 (2OT)

**CHAMPIONSHIP**

Virginia 13, Yale 9

**2020**

*no championship*

**2021 NCAA DIVISION I****FIRST ROUND**

North Carolina 16, Monmouth 4  
 Rutgers 12, Lehigh 5  
 Georgetown 18, Syracuse 8  
 Virginia 13, Bryant 11  
 Maryland 17, Vermont 11  
 Notre Dame 10, Drexel 8  
 Loyola Maryland 14, Denver 13  
 Duke 16, High Point 10

**QUARTER-FINALS**

North Carolina 12, Rutgers 11 (OT)  
 Virginia 14, Georgetown 3  
 Maryland 14, Notre Dame 13 (OT)  
 Duke 10, Loyola Maryland 9 (OT)

**SEMI-FINALS**

Virginia 12, North Carolina 11  
 Maryland 14, Duke 5

**CHAMPIONSHIP**

Virginia 17, Maryland 16

**2022 NCAA DIVISION I****QUALIFICATION**

Vermont 15, Manhattan 3  
 Delaware 20, Robert Morris 8

**FIRST ROUND**

Maryland 21, Vermont 5  
 Virginia 17, Brown 10  
 Princeton 12, Boston University 5  
 Yale 18, St. Joseph's 16  
 Delaware 10, Georgetown 9  
 Cornell 15, Ohio State 8  
 Pennsylvania 11, Richmond 10 (OT)  
 Rutgers 19, Harvard 9

**QUARTER-FINALS**

Maryland 18, Virginia 9  
 Princeton 14, Yale 10  
 Cornell 10, Delaware 8  
 Rutgers 11, Pennsylvania 9

**SEMI-FINALS**

Maryland 13, Princeton 8  
 Cornell 17, Rutgers 10

**CHAMPIONSHIP**

Maryland 9, Cornell 7

**2023 NCAA DIVISION I****QUALIFICATION**

Delaware 25, Marist 10

**FIRST ROUND**

Duke 12, Delaware 11  
 Michigan 15, Cornell 14 (OT)  
 Pennsylvania State 13, Princeton 12  
 Army 16, Maryland 15  
 Notre Dame 20, Utah 7  
 Johns Hopkins 22, Bryant 8  
 Georgetown 19, Yale 17  
 Virginia 17, Richmond 8

**QUARTER-FINALS**

Duke 15, Michigan 8  
 Pennsylvania State 10, Army 9  
 Notre Dame 12, Johns Hopkins 9  
 Virginia 17, Georgetown 14

**SEMI-FINALS**

Duke 16, Pennsylvania State 15 (OT)  
 Notre Dame 13, Virginia 12 (OT)

**CHAMPIONSHIP**

Notre Dame 13, Duke 9

## NCAA DIVISION I CHAMPIONS

|      | <u>Champion</u>                     | <u>Finalist</u>                     |
|------|-------------------------------------|-------------------------------------|
| 1971 | <b>Cornell University</b>           | University of Maryland              |
| 1972 | <b>University of Virginia</b>       | Johns Hopkins University            |
| 1973 | <b>University of Maryland</b>       | Johns Hopkins University            |
| 1974 | <b>Johns Hopkins University</b>     | University of Maryland              |
| 1975 | <b>University of Maryland</b>       | United States Naval Academy         |
| 1976 | <b>Cornell University</b>           | University of Maryland              |
| 1977 | <b>Cornell University</b>           | Johns Hopkins University            |
| 1978 | <b>Johns Hopkins University</b>     | Cornell University                  |
| 1979 | <b>Johns Hopkins University</b>     | University of Maryland              |
| 1980 | <b>Johns Hopkins University</b>     | University of Virginia              |
| 1981 | <b>University of North Carolina</b> | Johns Hopkins University            |
| 1982 | <b>University of North Carolina</b> | Johns Hopkins University            |
| 1983 | <b>Syracuse University</b>          | Johns Hopkins University            |
| 1984 | <b>Johns Hopkins University</b>     | Syracuse University                 |
| 1985 | <b>Johns Hopkins University</b>     | Syracuse University                 |
| 1986 | <b>University of North Carolina</b> | University of Virginia              |
| 1987 | <b>Johns Hopkins University</b>     | Cornell University                  |
| 1988 | <b>Syracuse University</b>          | Cornell University                  |
| 1989 | <b>Syracuse University</b>          | Johns Hopkins University            |
| 1990 | <b>Syracuse University</b>          | Loyola College                      |
| 1991 | <b>University of North Carolina</b> | Towson State University             |
| 1992 | <b>Princeton University</b>         | Syracuse University                 |
| 1993 | <b>Syracuse University</b>          | University of North Carolina        |
| 1994 | <b>Princeton University</b>         | University of Virginia              |
| 1995 | <b>Syracuse University</b>          | University of Maryland              |
| 1996 | <b>Princeton University</b>         | University of Virginia              |
| 1997 | <b>Princeton University</b>         | University of Maryland              |
| 1998 | <b>Princeton University</b>         | University of Maryland              |
| 1999 | <b>University of Virginia</b>       | Syracuse University                 |
| 2000 | <b>Syracuse University</b>          | Princeton University                |
| 2001 | <b>Princeton University</b>         | Syracuse University                 |
| 2002 | <b>Syracuse University</b>          | Princeton University                |
| 2003 | <b>University of Virginia</b>       | Johns Hopkins University            |
| 2004 | <b>Syracuse University</b>          | United States Naval Academy         |
| 2005 | <b>Johns Hopkins University</b>     | Duke University                     |
| 2006 | <b>University of Virginia</b>       | University of Massachusetts Amherst |
| 2007 | <b>Johns Hopkins University</b>     | Duke University                     |
| 2008 | <b>Syracuse University</b>          | Johns Hopkins University            |
| 2009 | <b>Syracuse University</b>          | Cornell University                  |
| 2010 | <b>Duke University</b>              | University of Notre Dame            |
| 2011 | <b>University of Virginia</b>       | University of Maryland              |
| 2012 | <b>Loyola University Maryland</b>   | University of Maryland              |
| 2013 | <b>Duke University</b>              | Syracuse University                 |
| 2014 | <b>Duke University</b>              | University of Notre Dame            |
| 2015 | <b>University of Denver</b>         | University of Maryland              |
| 2016 | <b>University of North Carolina</b> | University of Maryland              |
| 2017 | <b>University of Maryland</b>       | Ohio State University               |
| 2018 | <b>Yale University</b>              | Duke University                     |
| 2019 | <b>University of Virginia</b>       | Yale University                     |
| 2020 | <i>*no decision</i>                 |                                     |

*\*NOTE: NCAA suspended play on May 7, 2020 and canceled championship due to the COVID-19 coronavirus pandemic*

|      |                                 |                        |
|------|---------------------------------|------------------------|
| 2021 | <b>University of Virginia</b>   | University of Maryland |
| 2022 | <b>University of Maryland</b>   | Cornell University     |
| 2023 | <b>University of Notre Dame</b> | Duke University        |

#### ADELPHI UNIVERSITY

|      |                    | <u>DIV</u> | <u>GP</u> | <u>W</u> | <u>L</u> | <u>GF</u> | <u>GA</u> |
|------|--------------------|------------|-----------|----------|----------|-----------|-----------|
| 1982 | Adelphi University | D I        | 1         | 0        | 1        | 7         | 15        |
| 1985 | Adelphi University | D I        | 1         | 0        | 1        | 9         | 15        |
| 1987 | Adelphi University | D I        | 2         | 1        | 1        | 18        | 19        |
| 1989 | Adelphi University | D I        | 2         | 1        | 1        | 27        | 22        |

#### UNITED STATES AIR FORCE ACADEMY

|      |                                 | <u>DIV</u> | <u>GP</u> | <u>W</u> | <u>L</u> | <u>GF</u> | <u>GA</u> |
|------|---------------------------------|------------|-----------|----------|----------|-----------|-----------|
| 1971 | United States Air Force Academy | D I        | 1         | 0        | 1        | 1         | 10        |
| 1988 | United States Air Force Academy | D I        | 1         | 0        | 1        | 8         | 19        |
| 2014 | United States Air Force Academy | D I        | 2         | 1        | 1        | 22        | 25        |
| 2016 | United States Air Force Academy | D I        | 1         | 0        | 1        | 7         | 15        |
| 2017 | United States Air Force Academy | D I        | 1         | 0        | 1        | 10        | 17        |

#### UNIVERSITY AT ALBANY, STATE UNIVERSITY OF NEW YORK

|      |                           | <u>DIV</u> | <u>GP</u> | <u>W</u> | <u>L</u> | <u>GF</u> | <u>GA</u> |
|------|---------------------------|------------|-----------|----------|----------|-----------|-----------|
| 2003 | University at Albany SUNY | D I        | 1         | 0        | 1        | 10        | 16        |
| 2004 | University at Albany SUNY | D I        | 1         | 0        | 1        | 13        | 21        |
| 2005 | University at Albany SUNY | D I        | 1         | 0        | 1        | 9         | 23        |
| 2007 | University at Albany SUNY | D I        | 2         | 1        | 1        | 30        | 22        |
| 2013 | University at Albany SUNY | D I        | 1         | 0        | 1        | 14        | 19        |
| 2014 | University at Albany SUNY | D I        | 2         | 1        | 1        | 26        | 20        |
| 2015 | University at Albany SUNY | D I        | 2         | 1        | 1        | 29        | 24        |
| 2016 | University at Albany SUNY | D I        | 1         | 0        | 1        | 9         | 11        |
| 2017 | University at Albany SUNY | D I        | 2         | 1        | 1        | 24        | 30        |
| 2018 | University at Albany SUNY | D I        | 3         | 2        | 1        | 44        | 42        |

#### UNITED STATES MILITARY ACADEMY (WEST POINT) – ARMY

|      |                                  | <u>DIV</u> | <u>GP</u> | <u>W</u> | <u>L</u> | <u>GF</u> | <u>GA</u> |
|------|----------------------------------|------------|-----------|----------|----------|-----------|-----------|
| 1981 | US Military Academy (West Point) | D I        | 1         | 0        | 1        | 10        | 16        |
| 1982 | US Military Academy (West Point) | D I        | 1         | 0        | 1        | 9         | 11        |
| 1983 | US Military Academy (West Point) | D I        | 1         | 0        | 1        | 6         | 12        |
| 1984 | US Military Academy (West Point) | D I        | 2         | 1        | 1        | 17        | 18        |
| 1985 | US Military Academy (West Point) | D I        | 1         | 0        | 1        | 6         | 10        |
| 1971 | US Military Academy (West Point) | D I        | 2         | 1        | 1        | 35        | 20        |
| 1972 | US Military Academy (West Point) | D I        | 1         | 0        | 1        | 3         | 10        |
| 1973 | US Military Academy (West Point) | D I        | 1         | 0        | 1        | 5         | 11        |
| 1978 | US Military Academy (West Point) | D I        | 1         | 0        | 1        | 13        | 16        |
| 1987 | US Military Academy (West Point) | D I        | 1         | 0        | 1        | 5         | 6         |
| 1993 | US Military Academy (West Point) | D I        | 2         | 1        | 1        | 20        | 25        |
| 1996 | US Military Academy (West Point) | D I        | 1         | 0        | 1        | 3         | 12        |
| 2003 | US Military Academy (West Point) | D I        | 1         | 0        | 1        | 2         | 14        |
| 2004 | US Military Academy (West Point) | D I        | 1         | 0        | 1        | 12        | 16        |
| 2005 | US Military Academy (West Point) | D I        | 1         | 0        | 1        | 6         | 16        |
| 2010 | US Military Academy (West Point) | D I        | 2         | 1        | 1        | 14        | 22        |
| 2019 | US Military Academy (West Point) | D I        | 1         | 0        | 1        | 8         | 13        |
| 2023 | US Military Academy (West Point) | D I        | 2         | 1        | 1        | 25        | 25        |

#### BOSTON UNIVERSITY

|      |                   | <u>DIV</u> | <u>GP</u> | <u>W</u> | <u>L</u> | <u>GF</u> | <u>GA</u> |
|------|-------------------|------------|-----------|----------|----------|-----------|-----------|
| 2022 | Boston University | D I        | 1         | 0        | 1        | 5         | 12        |

**BROWN UNIVERSITY**

|      |                  | <u>DIV</u> | <u>GP</u> | <u>W</u> | <u>L</u> | <u>GF</u> | <u>GA</u> |
|------|------------------|------------|-----------|----------|----------|-----------|-----------|
| 1971 | Brown University | DI         | 1         | 0        | 1        | 8         | 10        |
| 1973 | Brown University | DI         | 1         | 0        | 1        | 4         | 16        |
| 1976 | Brown University | DI         | 1         | 0        | 1        | 8         | 17        |
| 1985 | Brown University | DI         | 1         | 0        | 1        | 14        | 16        |
| 1987 | Brown University | DI         | 1         | 0        | 1        | 6         | 14        |
| 1990 | Brown University | DI         | 2         | 1        | 1        | 24        | 29        |
| 1991 | Brown University | DI         | 1         | 0        | 1        | 13        | 16        |
| 1992 | Brown University | DI         | 2         | 1        | 1        | 29        | 28        |
| 1994 | Brown University | DI         | 3         | 2        | 1        | 33        | 28        |
| 1995 | Brown University | DI         | 2         | 1        | 1        | 30        | 25        |
| 1997 | Brown University | DI         | 1         | 0        | 1        | 6         | 11        |
| 2009 | Brown University | DI         | 1         | 0        | 1        | 11        | 12        |
| 2015 | Brown University | DI         | 1         | 0        | 1        | 9         | 15        |
| 2016 | Brown University | DI         | 3         | 2        | 1        | 42        | 33        |
| 2022 | Brown University | DI         | 1         | 0        | 1        | 10        | 17        |

**BRYANT UNIVERSITY**

|      |                   | <u>DIV</u> | <u>GP</u> | <u>W</u> | <u>L</u> | <u>GF</u> | <u>GA</u> |
|------|-------------------|------------|-----------|----------|----------|-----------|-----------|
| 2013 | Bryant University | DI         | 1         | 0        | 1        | 7         | 12        |
| 2014 | Bryant University | DI         | 3         | 2        | 1        | 27        | 33        |
| 2017 | Bryant University | DI         | 1         | 0        | 1        | 10        | 13        |
| 2021 | Bryant University | DI         | 1         | 0        | 1        | 11        | 13        |
| 2023 | Bryant University | DI         | 1         | 0        | 1        | 8         | 22        |

**BUCKNELL UNIVERSITY**

|      |                     | <u>DIV</u> | <u>GP</u> | <u>W</u> | <u>L</u> | <u>GF</u> | <u>GA</u> |
|------|---------------------|------------|-----------|----------|----------|-----------|-----------|
| 2001 | Bucknell University | DI         | 1         | 0        | 1        | 7         | 12        |
| 2011 | Bucknell University | DI         | 1         | 0        | 1        | 12        | 13        |

**BUTLER UNIVERSITY**

|      |                   | <u>DIV</u> | <u>GP</u> | <u>W</u> | <u>L</u> | <u>GF</u> | <u>GA</u> |
|------|-------------------|------------|-----------|----------|----------|-----------|-----------|
| 1998 | Butler University | DI         | 1         | 0        | 1        | 10        | 18        |

**CANISIUS COLLEGE**

|      |                  | <u>DIV</u> | <u>GP</u> | <u>W</u> | <u>L</u> | <u>GF</u> | <u>GA</u> |
|------|------------------|------------|-----------|----------|----------|-----------|-----------|
| 2008 | Canisius College | DI         | 1         | 0        | 1        | 3         | 20        |
| 2012 | Canisius College | DI         | 1         | 0        | 1        | 5         | 17        |

**COLGATE UNIVERSITY**

|      |                    | <u>DIV</u> | <u>GP</u> | <u>W</u> | <u>L</u> | <u>GF</u> | <u>GA</u> |
|------|--------------------|------------|-----------|----------|----------|-----------|-----------|
| 2008 | Colgate University | DI         | 1         | 0        | 1        | 7         | 8         |
| 2012 | Colgate University | DI         | 2         | 1        | 1        | 19        | 28        |
| 2015 | Colgate University | DI         | 1         | 0        | 1        | 12        | 19        |



**CORNELL UNIVERSITY**

|             |                           | <u>DIV</u> | <u>GP</u> | <u>W</u> | <u>L</u> | <u>GF</u> | <u>GA</u> |
|-------------|---------------------------|------------|-----------|----------|----------|-----------|-----------|
| <b>1971</b> | <b>Cornell University</b> | <b>DI</b>  | <b>3</b>  | <b>3</b> | <b>0</b> | <b>39</b> | <b>30</b> |
| 1974        | Cornell University        | DI         | 2         | 1        | 1        | 25        | 27        |
| 1975        | Cornell University        | DI         | 2         | 1        | 1        | 30        | 20        |
| <b>1976</b> | <b>Cornell University</b> | <b>DI</b>  | <b>3</b>  | <b>3</b> | <b>0</b> | <b>43</b> | <b>18</b> |
| <b>1977</b> | <b>Cornell University</b> | <b>DI</b>  | <b>3</b>  | <b>3</b> | <b>0</b> | <b>55</b> | <b>27</b> |
| 1978        | Cornell University        | DI         | 3         | 2        | 1        | 33        | 22        |
| 1979        | Cornell University        | DI         | 1         | 0        | 1        | 8         | 15        |
| 1980        | Cornell University        | DI         | 1         | 0        | 1        | 8         | 9         |
| 1982        | Cornell University        | DI         | 2         | 1        | 1        | 19        | 24        |
| 1983        | Cornell University        | DI         | 1         | 0        | 1        | 6         | 7         |
| 1987        | Cornell University        | DI         | 3         | 2        | 1        | 42        | 38        |
| 1988        | Cornell University        | DI         | 4         | 3        | 1        | 44        | 34        |
| 1989        | Cornell University        | DI         | 1         | 0        | 1        | 7         | 16        |
| 1995        | Cornell University        | DI         | 1         | 0        | 1        | 9         | 17        |
| 2000        | Cornell University        | DI         | 1         | 0        | 1        | 12        | 14        |
| 2002        | Cornell University        | DI         | 2         | 1        | 1        | 22        | 14        |
| 2004        | Cornell University        | DI         | 2         | 1        | 1        | 16        | 11        |
| 2005        | Cornell University        | DI         | 2         | 1        | 1        | 20        | 22        |
| 2006        | Cornell University        | DI         | 1         | 0        | 1        | 9         | 10        |
| 2007        | Cornell University        | DI         | 3         | 2        | 1        | 37        | 29        |
| 2008        | Cornell University        | DI         | 1         | 0        | 1        | 7         | 15        |
| 2009        | Cornell University        | DI         | 4         | 3        | 1        | 41        | 28        |
| 2010        | Cornell University        | DI         | 3         | 2        | 1        | 32        | 27        |
| 2011        | Cornell University        | DI         | 2         | 1        | 1        | 21        | 18        |
| 2013        | Cornell University        | DI         | 3         | 2        | 1        | 46        | 30        |
| 2014        | Cornell University        | DI         | 1         | 0        | 1        | 7         | 8         |
| 2015        | Cornell University        | DI         | 1         | 0        | 1        | 10        | 19        |
| 2018        | Cornell University        | DI         | 2         | 1        | 1        | 18        | 22        |
| 2022        | Cornell University        | DI         | 4         | 3        | 1        | 49        | 35        |
| 2023        | Cornell University        | DI         | 1         | 0        | 1        | 14        | 15        |

**STATE UNIVERSITY OF NEW YORK COLLEGE AT CORTLAND**

|      |               | <u>DIV</u> | <u>GP</u> | <u>W</u> | <u>L</u> | <u>GF</u> | <u>GA</u> |
|------|---------------|------------|-----------|----------|----------|-----------|-----------|
| 1972 | SUNY Cortland | DI         | 2         | 1        | 1        | 17        | 23        |

**C.W. POST CAMPUS OF LONG ISLAND UNIVERSITY**

|      |                                  | <u>DIV</u> | <u>GP</u> | <u>W</u> | <u>L</u> | <u>GF</u> | <u>GA</u> |
|------|----------------------------------|------------|-----------|----------|----------|-----------|-----------|
| 1986 | C.W. Post-Long Island University | DI         | 1         | 0        | 1        | 8         | 13        |

**DARTMOUTH COLLEGE**

|      |                   | <u>DIV</u> | <u>GP</u> | <u>W</u> | <u>L</u> | <u>GF</u> | <u>GA</u> |
|------|-------------------|------------|-----------|----------|----------|-----------|-----------|
| 2003 | Dartmouth College | DI         | 1         | 0        | 1        | 11        | 13        |

**UNIVERSITY OF DELAWARE**

|      |                        | <u>DIV</u> | <u>GP</u> | <u>W</u> | <u>L</u> | <u>GF</u> | <u>GA</u> |
|------|------------------------|------------|-----------|----------|----------|-----------|-----------|
| 1984 | University of Delaware | DI         | 1         | 0        | 1        | 3         | 10        |
| 1999 | University of Delaware | DI         | 2         | 1        | 1        | 22        | 28        |
| 2005 | University of Delaware | DI         | 1         | 0        | 1        | 7         | 9         |
| 2007 | University of Delaware | DI         | 3         | 2        | 1        | 27        | 22        |
| 2010 | University of Delaware | DI         | 1         | 0        | 1        | 13        | 14        |
| 2011 | University of Delaware | DI         | 1         | 0        | 1        | 14        | 15        |
| 2022 | University of Delaware | DI         | 3         | 2        | 1        | 38        | 27        |
| 2023 | University of Delaware | DI         | 2         | 1        | 1        | 36        | 22        |

**UNIVERSITY OF DENVER**

|             |                             | <u>DIV</u> | <u>GP</u> | <u>W</u> | <u>L</u> | <u>GF</u> | <u>GA</u> |
|-------------|-----------------------------|------------|-----------|----------|----------|-----------|-----------|
| 2006        | University of Denver        | DI         | 1         | 0        | 1        | 8         | 16        |
| 2008        | University of Denver        | DI         | 1         | 0        | 1        | 7         | 10        |
| 2010        | University of Denver        | DI         | 1         | 0        | 1        | 7         | 9         |
| 2011        | University of Denver        | DI         | 3         | 2        | 1        | 35        | 33        |
| 2012        | University of Denver        | DI         | 2         | 1        | 1        | 25        | 24        |
| 2013        | University of Denver        | DI         | 3         | 2        | 1        | 39        | 34        |
| 2014        | University of Denver        | DI         | 3         | 2        | 1        | 36        | 26        |
| <b>2015</b> | <b>University of Denver</b> | <b>DI</b>  | <b>4</b>  | <b>4</b> | <b>0</b> | <b>51</b> | <b>37</b> |
| 2016        | University of Denver        | DI         | 1         | 0        | 1        | 9         | 10        |
| 2017        | University of Denver        | DI         | 3         | 2        | 1        | 41        | 23        |
| 2018        | University of Denver        | DI         | 2         | 1        | 1        | 22        | 22        |
| 2021        | University of Denver        | DI         | 1         | 0        | 1        | 13        | 14        |

**DREXEL UNIVERSITY**

|      |                   | <u>DIV</u> | <u>GP</u> | <u>W</u> | <u>L</u> | <u>GF</u> | <u>GA</u> |
|------|-------------------|------------|-----------|----------|----------|-----------|-----------|
| 2014 | Drexel University | DI         | 2         | 1        | 1        | 22        | 26        |
| 2021 | Drexel University | DI         | 1         | 0        | 1        | 8         | 10        |

**UNIVERSITY OF DETROIT MERCY**

|      |                             | <u>DIV</u> | <u>GP</u> | <u>W</u> | <u>L</u> | <u>GF</u> | <u>GA</u> |
|------|-----------------------------|------------|-----------|----------|----------|-----------|-----------|
| 2013 | University of Detroit Mercy | DI         | 1         | 0        | 1        | 7         | 9         |

**DUKE UNIVERSITY**

|             |                        | <u>DIV</u> | <u>GP</u> | <u>W</u> | <u>L</u> | <u>GF</u> | <u>GA</u> |
|-------------|------------------------|------------|-----------|----------|----------|-----------|-----------|
| 1992        | Duke University        | DI         | 1         | 0        | 1        | 11        | 13        |
| 1994        | Duke University        | DI         | 2         | 1        | 1        | 25        | 21        |
| 1995        | Duke University        | DI         | 1         | 0        | 1        | 10        | 12        |
| 1997        | Duke University        | DI         | 3         | 2        | 1        | 32        | 27        |
| 1998        | Duke University        | DI         | 2         | 1        | 1        | 25        | 25        |
| 1999        | Duke University        | DI         | 1         | 0        | 1        | 14        | 17        |
| 2000        | Duke University        | DI         | 2         | 1        | 1        | 22        | 11        |
| 2001        | Duke University        | DI         | 1         | 0        | 1        | 10        | 12        |
| 2002        | Duke University        | DI         | 2         | 1        | 1        | 31        | 16        |
| 2005        | Duke University        | DI         | 4         | 3        | 1        | 60        | 30        |
| 2007        | Duke University        | DI         | 4         | 3        | 1        | 60        | 37        |
| 2008        | Duke University        | DI         | 3         | 2        | 1        | 42        | 27        |
| 2009        | Duke University        | DI         | 3         | 2        | 1        | 33        | 33        |
| <b>2010</b> | <b>Duke University</b> | <b>DI</b>  | <b>4</b>  | <b>4</b> | <b>0</b> | <b>55</b> | <b>32</b> |
| 2011        | Duke University        | DI         | 3         | 2        | 1        | 25        | 25        |
| 2012        | Duke University        | DI         | 3         | 2        | 1        | 39        | 31        |
| <b>2013</b> | <b>Duke University</b> | <b>DI</b>  | <b>4</b>  | <b>4</b> | <b>0</b> | <b>56</b> | <b>46</b> |
| <b>2014</b> | <b>Duke University</b> | <b>DI</b>  | <b>4</b>  | <b>4</b> | <b>0</b> | <b>65</b> | <b>41</b> |
| 2015        | Duke University        | DI         | 1         | 0        | 1        | 11        | 16        |
| 2016        | Duke University        | DI         | 1         | 0        | 1        | 11        | 16        |
| 2017        | Duke University        | DI         | 2         | 1        | 1        | 30        | 22        |
| 2018        | Duke University        | DI         | 4         | 3        | 1        | 55        | 41        |
| 2019        | Duke University        | DI         | 3         | 2        | 1        | 38        | 37        |
| 2021        | Duke University        | DI         | 3         | 2        | 1        | 31        | 33        |
| 2023        | Duke University        | DI         | 4         | 3        | 1        | 52        | 47        |

**FAIRFIELD UNIVERSITY**

|      |                      | <u>DIV</u> | <u>GP</u> | <u>W</u> | <u>L</u> | <u>GF</u> | <u>GA</u> |
|------|----------------------|------------|-----------|----------|----------|-----------|-----------|
| 2002 | Fairfield University | DI         | 1         | 0        | 1        | 4         | 17        |
| 2005 | Fairfield University | DI         | 1         | 0        | 1        | 4         | 23        |

**GEORGETOWN UNIVERSITY**

|      |                       | <u>DIV</u> | <u>GP</u> | <u>W</u> | <u>L</u> | <u>GF</u> | <u>GA</u> |
|------|-----------------------|------------|-----------|----------|----------|-----------|-----------|
| 1997 | Georgetown University | DI         | 1         | 0        | 1        | 10        | 14        |
| 1998 | Georgetown University | DI         | 2         | 1        | 1        | 20        | 20        |
| 1999 | Georgetown University | DI         | 3         | 2        | 1        | 41        | 37        |
| 2000 | Georgetown University | DI         | 2         | 1        | 1        | 27        | 29        |
| 2001 | Georgetown University | DI         | 1         | 0        | 1        | 9         | 11        |
| 2002 | Georgetown University | DI         | 2         | 1        | 1        | 25        | 21        |
| 2003 | Georgetown University | DI         | 2         | 1        | 1        | 16        | 18        |
| 2004 | Georgetown University | DI         | 2         | 1        | 1        | 22        | 16        |
| 2005 | Georgetown University | DI         | 2         | 1        | 1        | 24        | 15        |
| 2006 | Georgetown University | DI         | 2         | 1        | 1        | 17        | 27        |
| 2007 | Georgetown University | DI         | 2         | 1        | 1        | 15        | 22        |
| 2018 | Georgetown University | DI         | 1         | 0        | 1        | 9         | 10        |
| 2019 | Georgetown University | DI         | 1         | 0        | 1        | 16        | 19        |
| 2021 | Georgetown University | DI         | 2         | 1        | 1        | 21        | 22        |
| 2022 | Georgetown University | DI         | 1         | 0        | 1        | 9         | 10        |
| 2023 | Georgetown University | DI         | 2         | 1        | 1        | 33        | 34        |

**UNIVERSITY OF HARTFORD**

|      |                        | <u>DIV</u> | <u>GP</u> | <u>W</u> | <u>L</u> | <u>GF</u> | <u>GA</u> |
|------|------------------------|------------|-----------|----------|----------|-----------|-----------|
| 2011 | University of Hartford | DI         | 1         | 0        | 1        | 5         | 12        |

**HARVARD UNIVERSITY**

|      |                    | <u>DIV</u> | <u>GP</u> | <u>W</u> | <u>L</u> | <u>GF</u> | <u>GA</u> |
|------|--------------------|------------|-----------|----------|----------|-----------|-----------|
| 1980 | Harvard University | DI         | 1         | 0        | 1        | 12        | 16        |
| 1988 | Harvard University | DI         | 1         | 0        | 1        | 9         | 10        |
| 1990 | Harvard University | DI         | 2         | 1        | 1        | 12        | 21        |
| 1996 | Harvard University | DI         | 2         | 1        | 1        | 27        | 35        |
| 2006 | Harvard University | DI         | 1         | 0        | 1        | 4         | 11        |
| 2014 | Harvard University | DI         | 1         | 0        | 1        | 5         | 13        |
| 2022 | Harvard University | DI         | 1         | 0        | 1        | 9         | 19        |

**HIGH POINT UNIVERSITY**

|      |                       | <u>DIV</u> | <u>GP</u> | <u>W</u> | <u>L</u> | <u>GF</u> | <u>GA</u> |
|------|-----------------------|------------|-----------|----------|----------|-----------|-----------|
| 2021 | High Point University | DI         | 1         | 0        | 1        | 10        | 16        |

**HOBART COLLEGE**

|      |                | <u>DIV</u> | <u>GP</u> | <u>W</u> | <u>L</u> | <u>GF</u> | <u>GA</u> |
|------|----------------|------------|-----------|----------|----------|-----------|-----------|
| 1998 | Hobart College | DI         | 1         | 0        | 1        | 10        | 16        |
| 2000 | Hobart College | DI         | 1         | 0        | 1        | 1         | 13        |
| 2002 | Hobart College | DI         | 1         | 0        | 1        | 6         | 22        |
| 2004 | Hobart College | DI         | 1         | 0        | 1        | 5         | 11        |

**HOFSTRA UNIVERSITY**

|      |                    | <u>DIV</u> | <u>GP</u> | <u>W</u> | <u>L</u> | <u>GF</u> | <u>GA</u> |
|------|--------------------|------------|-----------|----------|----------|-----------|-----------|
| 1971 | Hofstra University | DI         | 1         | 0        | 1        | 3         | 19        |
| 1973 | Hofstra University | DI         | 1         | 0        | 1        | 5         | 12        |
| 1974 | Hofstra University | DI         | 1         | 0        | 1        | 10        | 18        |
| 1975 | Hofstra University | DI         | 1         | 0        | 1        | 7         | 19        |
| 1978 | Hofstra University | DI         | 1         | 0        | 1        | 8         | 20        |
| 1993 | Hofstra University | DI         | 2         | 1        | 1        | 17        | 28        |
| 1996 | Hofstra University | DI         | 1         | 0        | 1        | 12        | 15        |
| 1997 | Hofstra University | DI         | 1         | 0        | 1        | 4         | 6         |
| 1999 | Hofstra University | DI         | 2         | 1        | 1        | 22        | 18        |
| 2001 | Hofstra University | DI         | 2         | 1        | 1        | 28        | 32        |
| 2000 | Hofstra University | DI         | 1         | 0        | 1        | 12        | 14        |
| 2003 | Hofstra University | DI         | 1         | 0        | 1        | 6         | 9         |
| 2006 | Hofstra University | DI         | 2         | 1        | 1        | 24        | 19        |
| 2008 | Hofstra University | DI         | 1         | 0        | 1        | 4         | 10        |
| 2009 | Hofstra University | DI         | 1         | 0        | 1        | 8         | 11        |
| 2010 | Hofstra University | DI         | 1         | 0        | 1        | 8         | 11        |
| 2011 | Hofstra University | DI         | 1         | 0        | 1        | 5         | 12        |

**JOHNS HOPKINS UNIVERSITY**

|      |                          | <u>DIV</u> | <u>GP</u> | <u>W</u> | <u>L</u> | <u>T</u> | <u>GF</u> | <u>GA</u> |
|------|--------------------------|------------|-----------|----------|----------|----------|-----------|-----------|
| 1883 | Johns Hopkins University |            | 1         | 0        | 1        | 0        | 0         | 4         |
| 1884 | <i>did not compete</i>   |            |           |          |          |          |           |           |
| 1885 | <i>did not compete</i>   |            |           |          |          |          |           |           |
| 1886 | <i>did not compete</i>   |            |           |          |          |          |           |           |
| 1887 | <i>did not compete</i>   |            |           |          |          |          |           |           |
| 1888 | Johns Hopkins University |            | 2         | 1        | 1        | 0        | 7         | 6         |
| 1889 | Johns Hopkins University |            | 3         | 1        | 0        | 2        | 11        | 5         |
| 1890 | Johns Hopkins University |            | 4         | 2        | 2        | 0        | 27        | 7         |
| 1891 | Johns Hopkins University |            | 6         | 5        | 1        | 0        | 28        | 8         |
| 1892 | Johns Hopkins University |            | 3         | 1        | 2        | 0        | 10        | 12        |
| 1893 | Johns Hopkins University |            | 6         | 4        | 2        | 0        | 30        | 18        |
| 1894 | Johns Hopkins University |            | 4         | 1        | 3        | 0        | 12        | 20        |
| 1895 | Johns Hopkins University |            | 3         | 2        | 1        | 0        | 16        | 8         |
| 1896 | Johns Hopkins University |            | 4         | 1        | 2        | 1        | 12        | 20        |
| 1897 | Johns Hopkins University |            | 7         | 5        | 2        | 0        | 34        | 14        |
| 1898 | Johns Hopkins University |            | 5         | 4        | 1        | 0        | 28        | 19        |
| 1899 | Johns Hopkins University |            | 5         | 4        | 1        | 0        | 54        | 14        |
| 1900 | Johns Hopkins University |            | 7         | 6        | 1        | 0        | 79        | 21        |
| 1901 | Johns Hopkins University |            | 7         | 6        | 1        | 0        | 33        | 9         |
| 1902 | Johns Hopkins University |            | 7         | 6        | 1        | 0        | 64        | 13        |
| 1903 | Johns Hopkins University |            | 6         | 4        | 2        | 0        | 53        | 29        |
| 1904 | Johns Hopkins University |            | 9         | 8        | 1        | 0        | 86        | 18        |
| 1905 | Johns Hopkins University |            | 6         | 3        | 2        | 1        | 37        | 26        |
| 1906 | Johns Hopkins University |            | 6         | 6        | 0        | 0        | 41        | 8         |
| 1907 | Johns Hopkins University |            | 6         | 5        | 1        | 0        | 52        | 13        |
| 1908 | Johns Hopkins University |            | 9         | 8        | 1        | 0        | 59        | 24        |
| 1909 | Johns Hopkins University |            | 7         | 6        | 1        | 0        | 47        | 20        |
| 1910 | Johns Hopkins University |            | 7         | 4        | 3        | 0        | 35        | 37        |
| 1911 | Johns Hopkins University |            | 8         | 7        | 1        | 0        | 48        | 26        |
| 1912 | Johns Hopkins University |            | 7         | 2        | 3        | 2        | 26        | 29        |
| 1913 | Johns Hopkins University |            | 8         | 6        | 1        | 1        | 45        | 21        |
| 1914 | Johns Hopkins University |            | 9         | 7        | 2        | 0        | 61        | 27        |
| 1915 | Johns Hopkins University |            | 8         | 7        | 0        | 1        | 40        | 19        |
| 1916 | Johns Hopkins University |            | 8         | 6        | 2        | 0        | 72        | 31        |
| 1917 | Johns Hopkins University |            | 2         | 1        | 1        | 0        | 12        | 9         |
| 1918 | Johns Hopkins University |            | 7         | 3        | 3        | 1        | 19        | 29        |
| 1919 | Johns Hopkins University |            | 8         | 7        | 1        | 0        | 57        | 13        |
| 1920 | Johns Hopkins University |            | 12        | 8        | 4        | 0        | 73        | 28        |
| 1921 | Johns Hopkins University |            | 10        | 4        | 4        | 2        | 41        | 55        |
| 1922 | Johns Hopkins University |            | 10        | 7        | 3        | 0        | 44        | 35        |
| 1923 | Johns Hopkins University |            | 8         | 6        | 2        | 0        | 60        | 27        |
| 1924 | Johns Hopkins University |            | 9         | 7        | 2        | 0        | 60        | 27        |
| 1925 | Johns Hopkins University |            | 9         | 6        | 3        | 0        | 42        | 26        |
| 1926 | Johns Hopkins University |            | 9         | 9        | 0        | 0        | 103       | 11        |
| 1927 | Johns Hopkins University |            | 8         | 8        | 0        | 0        | 84        | 16        |
| 1928 | Johns Hopkins University |            | 11        | 9        | 2        | 0        | 108       | 36        |

|             |                                 |           |          |          |          |   |           |           |
|-------------|---------------------------------|-----------|----------|----------|----------|---|-----------|-----------|
| 1929        | Johns Hopkins University        |           | 9        | 4        | 5        | 0 | 37        | 34        |
| 1930        | Johns Hopkins University        |           | 9        | 7        | 2        | 0 | 49        | 33        |
| 1931        | Johns Hopkins University        |           | 9        | 8        | 1        | 0 | 100       | 15        |
| 1932        | Johns Hopkins University        |           | 11       | 11       | 0        | 0 | 107       | 24        |
| 1933        | Johns Hopkins University        |           | 7        | 7        | 0        | 0 | 68        | 16        |
| 1934        | Johns Hopkins University        |           | 9        | 8        | 1        | 0 | 89        | 39        |
| 1935        | Johns Hopkins University        |           | 7        | 2        | 5        | 0 | 44        | 32        |
| 1936        | Johns Hopkins University        |           | 9        | 5        | 3        | 1 | 70        | 56        |
| 1937        | Johns Hopkins University        |           | 8        | 4        | 4        | 0 | 67        | 45        |
| 1938        | Johns Hopkins University        |           | 7        | 3        | 4        | 0 | 47        | 43        |
| 1939        | Johns Hopkins University        |           | 9        | 7        | 2        | 0 | 129       | 38        |
| 1940        | Johns Hopkins University        |           | 10       | 8        | 2        | 0 | 107       | 45        |
| 1941        | Johns Hopkins University        |           | 12       | 12       | 0        | 0 | 151       | 19        |
| 1942        | Johns Hopkins University        |           | 11       | 9        | 2        | 0 | 127       | 34        |
| 1943        | Johns Hopkins University        |           | 8        | 6        | 2        | 0 | 87        | 33        |
| 1944        | <i>did not compete</i>          |           |          |          |          |   |           |           |
| 1945        | Johns Hopkins University        |           | 2        | 1        | 1        | 0 | 25        | 21        |
| 1946        | Johns Hopkins University        |           | 9        | 4        | 5        | 0 | 92        | 68        |
| 1947        | Johns Hopkins University        |           | 9        | 8        | 1        | 0 | 110       | 38        |
| 1948        | Johns Hopkins University        |           | 9        | 8        | 1        | 0 | 103       | 50        |
| 1949        | Johns Hopkins University        |           | 9        | 8        | 1        | 0 | 136       | 51        |
| 1950        | Johns Hopkins University        |           | 8        | 7        | 1        | 0 | 84        | 43        |
| 1951        | Johns Hopkins University        |           | 8        | 4        | 4        | 0 | 75        | 70        |
| 1952        | Johns Hopkins University        |           | 7        | 2        | 4        | 1 | 64        | 58        |
| 1953        | Johns Hopkins University        |           | 8        | 3        | 5        | 0 | 78        | 82        |
| 1954        | Johns Hopkins University        |           | 9        | 4        | 4        | 1 | 79        | 73        |
| 1955        | Johns Hopkins University        |           | 10       | 4        | 6        | 0 | 83        | 75        |
| 1956        | Johns Hopkins University        |           | 10       | 6        | 4        | 0 | 77        | 65        |
| 1957        | Johns Hopkins University        |           | 9        | 8        | 0        | 1 | 128       | 59        |
| 1958        | Johns Hopkins University        |           | 9        | 8        | 1        | 0 | 132       | 63        |
| 1959        | Johns Hopkins University        |           | 10       | 8        | 2        | 0 | 185       | 75        |
| 1960        | Johns Hopkins University        |           | 9        | 7        | 2        | 0 | 117       | 54        |
| 1961        | Johns Hopkins University        |           | 11       | 8        | 3        | 0 | 138       | 74        |
| 1962        | Johns Hopkins University        |           | 11       | 8        | 3        | 0 | 151       | 110       |
| 1963        | Johns Hopkins University        |           | 10       | 6        | 4        | 0 | 107       | 88        |
| 1964        | Johns Hopkins University        |           | 10       | 5        | 5        | 0 | 107       | 97        |
| 1965        | Johns Hopkins University        |           | 11       | 9        | 2        | 0 | 124       | 84        |
| 1966        | Johns Hopkins University        |           | 11       | 5        | 6        | 0 | 94        | 76        |
| 1967        | Johns Hopkins University        |           | 12       | 11       | 1        | 0 | 149       | 70        |
| 1968        | Johns Hopkins University        |           | 11       | 10       | 1        | 0 | 175       | 72        |
| 1969        | Johns Hopkins University        |           | 10       | 9        | 1        | 0 | 141       | 64        |
| 1970        | Johns Hopkins University        |           | 10       | 9        | 1        | 0 | 104       | 74        |
| 1971        | Johns Hopkins University        |           | 10       | 3        | 7        | 0 | 89        | 93        |
| 1972        | Johns Hopkins University        | DI        | 3        | 2        | 1        |   | 32        | 24        |
| 1973        | Johns Hopkins University        | DI        | 3        | 2        | 1        |   | 32        | 24        |
| <b>1974</b> | <b>Johns Hopkins University</b> | <b>DI</b> | <b>3</b> | <b>3</b> | <b>0</b> |   | <b>46</b> | <b>32</b> |
| 1975        | Johns Hopkins University        | DI        | 1        | 0        | 1        |   | 7         | 11        |
| 1976        | Johns Hopkins University        | DI        | 2        | 1        | 1        |   | 16        | 22        |
| 1977        | Johns Hopkins University        | DI        | 3        | 2        | 1        |   | 46        | 37        |
| <b>1978</b> | <b>Johns Hopkins University</b> | <b>DI</b> | <b>3</b> | <b>3</b> | <b>0</b> |   | <b>50</b> | <b>27</b> |
| <b>1979</b> | <b>Johns Hopkins University</b> | <b>DI</b> | <b>3</b> | <b>3</b> | <b>0</b> |   | <b>51</b> | <b>22</b> |
| <b>1980</b> | <b>Johns Hopkins University</b> | <b>DI</b> | <b>3</b> | <b>3</b> | <b>0</b> |   | <b>43</b> | <b>31</b> |
| 1981        | Johns Hopkins University        | DI        | 3        | 2        | 1        |   | 42        | 34        |
| 1982        | Johns Hopkins University        | DI        | 3        | 2        | 1        |   | 32        | 25        |
| 1983        | Johns Hopkins University        | DI        | 3        | 2        | 1        |   | 35        | 32        |
| <b>1984</b> | <b>Johns Hopkins University</b> | <b>DI</b> | <b>3</b> | <b>3</b> | <b>0</b> |   | <b>37</b> | <b>22</b> |
| <b>1985</b> | <b>Johns Hopkins University</b> | <b>DI</b> | <b>3</b> | <b>3</b> | <b>0</b> |   | <b>37</b> | <b>21</b> |
| 1986        | Johns Hopkins University        | DI        | 2        | 1        | 1        |   | 22        | 16        |
| <b>1987</b> | <b>Johns Hopkins University</b> | <b>DI</b> | <b>3</b> | <b>3</b> | <b>0</b> |   | <b>35</b> | <b>28</b> |
| 1988        | Johns Hopkins University        | DI        | 1        | 0        | 1        |   | 10        | 11        |
| 1989        | Johns Hopkins University        | DI        | 3        | 2        | 1        |   | 31        | 23        |
| 1990        | Johns Hopkins University        | DI        | 1        | 0        | 1        |   | 8         | 9         |
| 1991        | Johns Hopkins University        | DI        | 1        | 0        | 1        |   | 8         | 11        |
| 1992        | Johns Hopkins University        | DI        | 3        | 2        | 1        |   | 46        | 36        |
| 1993        | Johns Hopkins University        | DI        | 2        | 1        | 1        |   | 24        | 26        |
| 1994        | Johns Hopkins University        | DI        | 2        | 1        | 1        |   | 33        | 28        |
| 1995        | Johns Hopkins University        | DI        | 2        | 1        | 1        |   | 26        | 21        |
| 1996        | Johns Hopkins University        | DI        | 3        | 2        | 1        |   | 31        | 30        |
| 1997        | Johns Hopkins University        | DI        | 1        | 0        | 1        |   | 11        | 12        |
| 1998        | Johns Hopkins University        | DI        | 1        | 0        | 1        |   | 10        | 11        |

|             |                                 |           |          |          |          |           |           |
|-------------|---------------------------------|-----------|----------|----------|----------|-----------|-----------|
| 1999        | Johns Hopkins University        | DI        | 2        | 1        | 1        | 22        | 23        |
| 2000        | Johns Hopkins University        | DI        | 2        | 1        | 1        | 27        | 25        |
| 2001        | Johns Hopkins University        | DI        | 1        | 0        | 1        | 9         | 13        |
| 2002        | Johns Hopkins University        | DI        | 2        | 1        | 1        | 22        | 23        |
| 2003        | Johns Hopkins University        | DI        | 4        | 3        | 1        | 54        | 25        |
| 2004        | Johns Hopkins University        | DI        | 3        | 2        | 1        | 39        | 27        |
| <b>2005</b> | <b>Johns Hopkins University</b> | <b>DI</b> | <b>4</b> | <b>4</b> | <b>0</b> | <b>59</b> | <b>31</b> |
| 2006        | Johns Hopkins University        | DI        | 2        | 1        | 1        | 25        | 16        |
| <b>2007</b> | <b>Johns Hopkins University</b> | <b>DI</b> | <b>4</b> | <b>4</b> | <b>0</b> | <b>45</b> | <b>30</b> |
| 2008        | Johns Hopkins University        | DI        | 4        | 3        | 1        | 40        | 33        |
| 2009        | Johns Hopkins University        | DI        | 2        | 1        | 1        | 20        | 30        |
| 2010        | Johns Hopkins University        | DI        | 1        | 0        | 1        | 5         | 18        |
| 2011        | Johns Hopkins University        | DI        | 2        | 1        | 1        | 21        | 19        |
| 2012        | Johns Hopkins University        | DI        | 2        | 1        | 1        | 24        | 20        |
| 2014        | Johns Hopkins University        | DI        | 2        | 1        | 1        | 25        | 27        |
| 2015        | Johns Hopkins University        | DI        | 3        | 2        | 1        | 46        | 34        |
| 2016        | Johns Hopkins University        | DI        | 1        | 0        | 1        | 8         | 17        |
| 2017        | Johns Hopkins University        | DI        | 1        | 0        | 1        | 6         | 19        |
| 2018        | Johns Hopkins University        | DI        | 2        | 1        | 1        | 19        | 23        |
| 2019        | Johns Hopkins University        | DI        | 1        | 0        | 1        | 9         | 16        |
| 2023        | Johns Hopkins University        | DI        | 2        | 1        | 1        | 31        | 20        |

### LEHIGH UNIVERSITY

|      |                   | <u>DIV</u> | <u>GP</u> | <u>W</u> | <u>L</u> | <u>GF</u> | <u>GA</u> |
|------|-------------------|------------|-----------|----------|----------|-----------|-----------|
| 2012 | Lehigh University | DI         | 1         | 0        | 1        | 9         | 10        |
| 2013 | Lehigh University | DI         | 1         | 0        | 1        | 7         | 16        |
| 2021 | Lehigh University | DI         | 1         | 0        | 1        | 5         | 12        |

### LOYOLA COLLEGE IN MARYLAND LOYOLA UNIVERSITY MARYLAND

|             |                                   | <u>DIV</u> | <u>GP</u> | <u>W</u> | <u>L</u> | <u>GF</u> | <u>GA</u> |
|-------------|-----------------------------------|------------|-----------|----------|----------|-----------|-----------|
| 1988        | Loyola College in Maryland        | DI         | 2         | 1        | 1        | 28        | 20        |
| 1989        | Loyola College in Maryland        | DI         | 1         | 0        | 1        | 5         | 12        |
| 1990        | Loyola College in Maryland        | DI         | 3         | 2        | 1        | 42        | 44        |
| 1991        | Loyola College in Maryland        | DI         | 2         | 1        | 1        | 29        | 20        |
| 1992        | Loyola College in Maryland        | DI         | 1         | 0        | 1        | 12        | 19        |
| 1993        | Loyola College in Maryland        | DI         | 2         | 1        | 1        | 25        | 20        |
| 1994        | Loyola College in Maryland        | DI         | 1         | 0        | 1        | 13        | 14        |
| 1995        | Loyola College in Maryland        | DI         | 2         | 1        | 1        | 22        | 29        |
| 1996        | Loyola College in Maryland        | DI         | 1         | 0        | 1        | 11        | 16        |
| 1997        | Loyola College in Maryland        | DI         | 2         | 1        | 1        | 33        | 18        |
| 1998        | Loyola College in Maryland        | DI         | 2         | 1        | 1        | 20        | 30        |
| 1999        | Loyola College in Maryland        | DI         | 1         | 0        | 1        | 12        | 17        |
| 2000        | Loyola College in Maryland        | DI         | 1         | 0        | 1        | 13        | 15        |
| 2001        | Loyola College in Maryland        | DI         | 2         | 1        | 1        | 18        | 17        |
| 2007        | Loyola College in Maryland        | DI         | 1         | 0        | 1        | 10        | 19        |
| 2008        | Loyola College in Maryland        | DI         | 1         | 0        | 1        | 7         | 12        |
| 2010        | Loyola University Maryland        | DI         | 1         | 0        | 1        | 10        | 11        |
| <b>2012</b> | <b>Loyola University Maryland</b> | <b>DI</b>  | <b>4</b>  | <b>4</b> | <b>0</b> | <b>43</b> | <b>22</b> |
| 2013        | Loyola University Maryland        | DI         | 1         | 0        | 1        | 11        | 12        |
| 2014        | Loyola University Maryland        | DI         | 1         | 0        | 1        | 6         | 13        |
| 2016        | Loyola University Maryland        | DI         | 3         | 2        | 1        | 39        | 37        |
| 2017        | Loyola University Maryland        | DI         | 1         | 0        | 1        | 4         | 7         |
| 2018        | Loyola University Maryland        | DI         | 2         | 1        | 1        | 19        | 20        |
| 2019        | Loyola College in Maryland        | DI         | 2         | 1        | 1        | 29        | 34        |
| 2021        | Loyola College in Maryland        | DI         | 2         | 1        | 1        | 23        | 23        |

### MANHATTAN COLLEGE

|      |                   | <u>DIV</u> | <u>GP</u> | <u>W</u> | <u>L</u> | <u>GF</u> | <u>GA</u> |
|------|-------------------|------------|-----------|----------|----------|-----------|-----------|
| 2002 | Manhattan College | DI         | 1         | 0        | 1        | 7         | 12        |
| 2022 | Manhattan College | DI         | 1         | 0        | 1        | 3         | 15        |

**MARIST COLLEGE**

|      |                | <u>DIV</u> | <u>GP</u> | <u>W</u> | <u>L</u> | <u>GF</u> | <u>GA</u> |
|------|----------------|------------|-----------|----------|----------|-----------|-----------|
| 2005 | Marist College | DI         | 1         | 0        | 1        | 6         | 22        |
| 2015 | Marist College | DI         | 1         | 0        | 1        | 8         | 20        |
| 2023 | Marist College | DI         | 1         | 0        | 1        | 10        | 25        |

**MARQUETTE UNIVERSITY**

|      |                      | <u>DIV</u> | <u>GP</u> | <u>W</u> | <u>L</u> | <u>GF</u> | <u>GA</u> |
|------|----------------------|------------|-----------|----------|----------|-----------|-----------|
| 2016 | Marquette University | DI         | 1         | 0        | 1        | 9         | 10        |
| 2017 | Marquette University | DI         | 1         | 0        | 1        | 9         | 15        |

**UNIVERSITY OF MARYLAND**

|             |                               | <u>DIV</u> | <u>GP</u> | <u>W</u> | <u>L</u> | <u>GF</u> | <u>GA</u> |
|-------------|-------------------------------|------------|-----------|----------|----------|-----------|-----------|
| 1971        | University of Maryland        | DI         | 3         | 2        | 1        | 26        | 20        |
| 1972        | University of Maryland        | DI         | 2         | 1        | 1        | 15        | 12        |
| <b>1973</b> | <b>University of Maryland</b> | <b>DI</b>  | <b>3</b>  | <b>3</b> | <b>0</b> | <b>44</b> | <b>18</b> |
| 1974        | University of Maryland        | DI         | 3         | 2        | 1        | 43        | 33        |
| <b>1975</b> | <b>University of Maryland</b> | <b>DI</b>  | <b>3</b>  | <b>3</b> | <b>0</b> | <b>54</b> | <b>25</b> |
| 1976        | University of Maryland        | DI         | 3         | 2        | 1        | 52        | 35        |
| 1977        | University of Maryland        | DI         | 2         | 1        | 1        | 26        | 30        |
| 1978        | University of Maryland        | DI         | 2         | 1        | 1        | 26        | 27        |
| 1979        | University of Maryland        | DI         | 3         | 2        | 1        | 40        | 38        |
| 1981        | University of Maryland        | DI         | 1         | 0        | 1        | 14        | 19        |
| 1982        | University of Maryland        | DI         | 1         | 0        | 1        | 9         | 14        |
| 1983        | University of Maryland        | DI         | 2         | 1        | 1        | 18        | 16        |
| 1986        | University of Maryland        | DI         | 1         | 0        | 1        | 10        | 12        |
| 1987        | University of Maryland        | DI         | 2         | 1        | 1        | 20        | 21        |
| 1989        | University of Maryland        | DI         | 2         | 1        | 1        | 20        | 29        |
| 1991        | University of Maryland        | DI         | 3         | 2        | 1        | 40        | 35        |
| 1992        | University of Maryland        | DI         | 2         | 1        | 1        | 23        | 22        |
| 1993        | University of Maryland        | DI         | 1         | 0        | 1        | 11        | 15        |
| 1994        | University of Maryland        | DI         | 1         | 0        | 1        | 9         | 14        |
| 1995        | University of Maryland        | DI         | 3         | 2        | 1        | 39        | 32        |
| 1996        | University of Maryland        | DI         | 1         | 0        | 1        | 7         | 9         |
| 1997        | University of Maryland        | DI         | 4         | 3        | 1        | 49        | 55        |
| 1998        | University of Maryland        | DI         | 4         | 3        | 1        | 51        | 43        |
| 2000        | University of Maryland        | DI         | 2         | 1        | 1        | 21        | 22        |
| 2001        | University of Maryland        | DI         | 1         | 0        | 1        | 11        | 12        |
| 2003        | University of Maryland        | DI         | 3         | 2        | 1        | 25        | 26        |
| 2004        | University of Maryland        | DI         | 2         | 1        | 1        | 24        | 21        |
| 2005        | University of Maryland        | DI         | 3         | 2        | 1        | 32        | 36        |
| 2006        | University of Maryland        | DI         | 3         | 2        | 1        | 32        | 22        |
| 2007        | University of Maryland        | DI         | 1         | 0        | 1        | 9         | 13        |
| 2008        | University of Maryland        | DI         | 2         | 1        | 1        | 17        | 15        |
| 2009        | University of Maryland        | DI         | 2         | 1        | 1        | 13        | 14        |
| 2010        | University of Maryland        | DI         | 2         | 1        | 1        | 16        | 15        |
| 2011        | University of Maryland        | DI         | 4         | 3        | 1        | 32        | 23        |
| 2012        | University of Maryland        | DI         | 4         | 3        | 1        | 40        | 33        |
| 2013        | University of Maryland        | DI         | 1         | 0        | 1        | 8         | 16        |
| 2014        | University of Maryland        | DI         | 3         | 2        | 1        | 30        | 26        |
| 2015        | University of Maryland        | DI         | 4         | 3        | 1        | 44        | 30        |
| 2016        | University of Maryland        | DI         | 4         | 3        | 1        | 54        | 44        |
| <b>2017</b> | <b>University of Maryland</b> | <b>DI</b>  | <b>4</b>  | <b>4</b> | <b>0</b> | <b>49</b> | <b>33</b> |
| 2018        | University of Maryland        | DI         | 3         | 2        | 1        | 35        | 32        |
| 2019        | University of Maryland        | DI         | 2         | 1        | 1        | 26        | 26        |
| 2021        | University of Maryland        | DI         | 4         | 3        | 1        | 61        | 46        |
| <b>2022</b> | <b>University of Maryland</b> | <b>DI</b>  | <b>4</b>  | <b>4</b> | <b>0</b> | <b>61</b> | <b>29</b> |
| 2023        | University of Maryland        | DI         | 1         | 0        | 1        | 15        | 16        |

**UNIVERSITY OF MARYLAND - BALTIMORE COUNTY**

|      |                                    | <u>DIV</u> | <u>GP</u> | <u>W</u> | <u>L</u> | <u>GF</u> | <u>GA</u> |
|------|------------------------------------|------------|-----------|----------|----------|-----------|-----------|
| 1998 | University of Maryland - Baltimore | D I        | 1         | 0        | 1        | 8         | 9         |
| 1999 | University of Maryland - Baltimore | D I        | 1         | 0        | 1        | 11        | 12        |
| 2006 | University of Maryland - Baltimore | D I        | 1         | 0        | 1        | 8         | 11        |
| 2007 | University of Maryland - Baltimore | D I        | 2         | 1        | 1        | 19        | 19        |
| 2008 | University of Maryland - Baltimore | D I        | 1         | 0        | 1        | 9         | 10        |
| 2009 | University of Maryland - Baltimore | D I        | 1         | 0        | 1        | 13        | 15        |
| 2019 | University of Maryland - Baltimore | D I        | 1         | 0        | 1        | 10        | 25        |

**UNIVERSITY OF MASSACHUSETTS AMHERST**

|      |                                     | <u>DIV</u> | <u>GP</u> | <u>W</u> | <u>L</u> | <u>GF</u> | <u>GA</u> |
|------|-------------------------------------|------------|-----------|----------|----------|-----------|-----------|
| 1976 | University of Massachusetts Amherst | D I        | 1         | 0        | 1        | 9         | 11        |
| 1977 | University of Massachusetts Amherst | D I        | 1         | 0        | 1        | 13        | 17        |
| 1979 | University of Massachusetts Amherst | D I        | 1         | 0        | 1        | 14        | 16        |
| 1981 | University of Massachusetts Amherst | D I        | 1         | 0        | 1        | 12        | 16        |
| 1986 | University of Massachusetts Amherst | D I        | 2         | 1        | 1        | 22        | 19        |
| 1987 | University of Massachusetts Amherst | D I        | 1         | 0        | 1        | 10        | 11        |
| 1988 | University of Massachusetts Amherst | D I        | 1         | 0        | 1        | 11        | 13        |
| 1989 | University of Massachusetts Amherst | D I        | 2         | 1        | 1        | 20        | 16        |
| 1990 | University of Massachusetts Amherst | D I        | 1         | 0        | 1        | 9         | 12        |
| 1991 | University of Massachusetts Amherst | D I        | 1         | 0        | 1        | 9         | 20        |
| 1993 | University of Massachusetts Amherst | D I        | 1         | 0        | 1        | 8         | 9         |
| 1995 | University of Massachusetts Amherst | D I        | 1         | 0        | 1        | 6         | 11        |
| 1997 | University of Massachusetts Amherst | D I        | 2         | 1        | 1        | 15        | 15        |
| 2002 | University of Massachusetts Amherst | D I        | 2         | 1        | 1        | 29        | 17        |
| 2003 | University of Massachusetts Amherst | D I        | 2         | 1        | 1        | 16        | 19        |
| 2005 | University of Massachusetts Amherst | D I        | 2         | 1        | 1        | 25        | 34        |
| 2006 | University of Massachusetts Amherst | D I        | 4         | 3        | 1        | 36        | 39        |
| 2009 | University of Massachusetts Amherst | D I        | 1         | 0        | 1        | 7         | 10        |
| 2012 | University of Massachusetts Amherst | D I        | 1         | 0        | 1        | 11        | 13        |
| 2018 | University of Massachusetts Amherst | D I        | 1         | 0        | 1        | 13        | 15        |

**UNIVERSITY OF MICHIGAN**

|      |                        | <u>DIV</u> | <u>GP</u> | <u>W</u> | <u>L</u> | <u>GF</u> | <u>GA</u> |
|------|------------------------|------------|-----------|----------|----------|-----------|-----------|
| 2023 | University of Michigan | D I        | 2         | 1        | 1        | 23        | 29        |

**MICHIGAN STATE UNIVERSITY**

|      |                           | <u>DIV</u> | <u>GP</u> | <u>W</u> | <u>L</u> | <u>GF</u> | <u>GA</u> |
|------|---------------------------|------------|-----------|----------|----------|-----------|-----------|
| 1987 | Michigan State University | D I        | 1         | 0        | 1        | 5         | 21        |
| 1989 | Michigan State University | D I        | 1         | 0        | 1        | 10        | 16        |
| 1991 | Michigan State University | D I        | 1         | 0        | 1        | 7         | 28        |

**MONMOUTH UNIVERSITY**

|      |                     | <u>DIV</u> | <u>GP</u> | <u>W</u> | <u>L</u> | <u>GF</u> | <u>GA</u> |
|------|---------------------|------------|-----------|----------|----------|-----------|-----------|
| 2021 | Monmouth University | D I        | 1         | 0        | 1        | 4         | 16        |

**MOUNT ST. MARY'S UNIVERSITY**

|      |                             | <u>DIV</u> | <u>GP</u> | <u>W</u> | <u>L</u> | <u>GF</u> | <u>GA</u> |
|------|-----------------------------|------------|-----------|----------|----------|-----------|-----------|
| 2003 | Mount St. Mary's University | D I        | 1         | 0        | 1        | 8         | 19        |
| 2010 | Mount St. Mary's University | D I        | 1         | 0        | 1        | 4         | 18        |



### UNITED STATES NAVAL ACADEMY

|      |                             | <u>DIV</u> | <u>GP</u> | <u>W</u> | <u>L</u> | <u>GF</u> | <u>GA</u> |
|------|-----------------------------|------------|-----------|----------|----------|-----------|-----------|
| 1971 | United States Naval Academy | DI         | 2         | 1        | 1        | 16        | 16        |
| 1972 | United States Naval Academy | DI         | 1         | 0        | 1        | 9         | 10        |
| 1973 | United States Naval Academy | DI         | 1         | 0        | 1        | 12        | 13        |
| 1974 | United States Naval Academy | DI         | 1         | 0        | 1        | 9         | 11        |
| 1975 | United States Naval Academy | DI         | 3         | 2        | 1        | 45        | 38        |
| 1976 | United States Naval Academy | DI         | 2         | 1        | 1        | 24        | 31        |
| 1977 | United States Naval Academy | DI         | 2         | 1        | 1        | 20        | 34        |
| 1978 | United States Naval Academy | DI         | 2         | 1        | 1        | 23        | 26        |
| 1979 | United States Naval Academy | DI         | 2         | 1        | 1        | 26        | 29        |
| 1980 | United States Naval Academy | DI         | 1         | 0        | 1        | 11        | 18        |
| 1981 | United States Naval Academy | DI         | 2         | 1        | 1        | 24        | 27        |
| 1982 | United States Naval Academy | DI         | 1         | 0        | 1        | 2         | 16        |
| 1986 | United States Naval Academy | DI         | 1         | 0        | 1        | 9         | 12        |
| 1987 | United States Naval Academy | DI         | 2         | 1        | 1        | 19        | 25        |
| 1988 | United States Naval Academy | DI         | 2         | 1        | 1        | 15        | 32        |
| 1989 | United States Naval Academy | DI         | 2         | 1        | 1        | 23        | 29        |
| 1992 | United States Naval Academy | DI         | 1         | 0        | 1        | 3         | 9         |
| 1993 | United States Naval Academy | DI         | 1         | 0        | 1        | 8         | 19        |
| 1994 | United States Naval Academy | DI         | 1         | 0        | 1        | 5         | 12        |
| 1999 | United States Naval Academy | DI         | 1         | 0        | 1        | 7         | 15        |
| 2004 | United States Naval Academy | DI         | 4         | 3        | 1        | 38        | 31        |
| 2005 | United States Naval Academy | DI         | 2         | 1        | 1        | 17        | 17        |
| 2006 | United States Naval Academy | DI         | 1         | 0        | 1        | 7         | 9         |
| 2007 | United States Naval Academy | DI         | 1         | 0        | 1        | 8         | 12        |
| 2008 | United States Naval Academy | DI         | 2         | 1        | 1        | 12        | 17        |
| 2009 | United States Naval Academy | DI         | 1         | 0        | 1        | 5         | 14        |
| 2016 | United States Naval Academy | DI         | 2         | 1        | 1        | 23        | 21        |

### UNIVERSITY OF NEW HAMPSHIRE

|      |                             | <u>DIV</u> | <u>GP</u> | <u>W</u> | <u>L</u> | <u>GF</u> | <u>GA</u> |
|------|-----------------------------|------------|-----------|----------|----------|-----------|-----------|
| 1986 | University of New Hampshire | DI         | 1         | 0        | 1        | 6         | 16        |

### UNIVERSITY OF NORTH CAROLINA

|             |                                     | <u>DIV</u> | <u>GP</u> | <u>W</u> | <u>L</u> | <u>GF</u> | <u>GA</u> |
|-------------|-------------------------------------|------------|-----------|----------|----------|-----------|-----------|
| 1976        | University of North Carolina        | DI         | 1         | 0        | 1        | 9         | 13        |
| 1977        | University of North Carolina        | DI         | 1         | 0        | 1        | 9         | 16        |
| 1979        | University of North Carolina        | DI         | 1         | 0        | 1        | 6         | 20        |
| 1980        | University of North Carolina        | DI         | 2         | 1        | 1        | 28        | 22        |
| <b>1981</b> | <b>University of North Carolina</b> | <b>DI</b>  | <b>3</b>  | <b>3</b> | <b>0</b> | <b>44</b> | <b>27</b> |
| <b>1982</b> | <b>University of North Carolina</b> | <b>DI</b>  | <b>3</b>  | <b>3</b> | <b>0</b> | <b>38</b> | <b>15</b> |
| 1983        | University of North Carolina        | DI         | 2         | 1        | 1        | 21        | 18        |
| 1984        | University of North Carolina        | DI         | 2         | 1        | 1        | 20        | 16        |
| 1985        | University of North Carolina        | DI         | 2         | 1        | 1        | 29        | 28        |
| <b>1986</b> | <b>University of North Carolina</b> | <b>DI</b>  | <b>3</b>  | <b>3</b> | <b>0</b> | <b>32</b> | <b>28</b> |
| 1987        | University of North Carolina        | DI         | 2         | 1        | 1        | 31        | 16        |
| 1988        | University of North Carolina        | DI         | 1         | 0        | 1        | 4         | 6         |
| 1989        | University of North Carolina        | DI         | 3         | 2        | 1        | 37        | 23        |
| 1990        | University of North Carolina        | DI         | 2         | 1        | 1        | 28        | 24        |
| <b>1991</b> | <b>University of North Carolina</b> | <b>DI</b>  | <b>3</b>  | <b>3</b> | <b>0</b> | <b>48</b> | <b>35</b> |
| 1992        | University of North Carolina        | DI         | 2         | 1        | 1        | 30        | 26        |
| 1993        | University of North Carolina        | DI         | 3         | 2        | 1        | 42        | 28        |
| 1994        | University of North Carolina        | DI         | 1         | 0        | 1        | 10        | 12        |
| 1995        | University of North Carolina        | DI         | 1         | 0        | 1        | 11        | 17        |
| 1996        | University of North Carolina        | DI         | 1         | 0        | 1        | 12        | 19        |
| 1998        | University of North Carolina        | DI         | 1         | 0        | 1        | 14        | 16        |
| 2004        | University of North Carolina        | DI         | 2         | 1        | 1        | 22        | 21        |
| 2007        | University of North Carolina        | DI         | 2         | 1        | 1        | 23        | 27        |
| 2008        | University of North Carolina        | DI         | 1         | 0        | 1        | 7         | 8         |
| 2009        | University of North Carolina        | DI         | 2         | 1        | 1        | 26        | 25        |
| 2010        | University of North Carolina        | DI         | 2         | 1        | 1        | 23        | 30        |
| 2011        | University of North Carolina        | DI         | 1         | 0        | 1        | 6         | 13        |
| 2012        | University of North Carolina        | DI         | 1         | 0        | 1        | 14        | 16        |
| 2013        | University of North Carolina        | DI         | 2         | 1        | 1        | 27        | 19        |
| 2014        | University of North Carolina        | DI         | 1         | 0        | 1        | 5         | 9         |

|             |                                     |           |          |          |          |           |           |
|-------------|-------------------------------------|-----------|----------|----------|----------|-----------|-----------|
| 2015        | University of North Carolina        | DI        | 2        | 1        | 1        | 26        | 26        |
| <b>2016</b> | <b>University of North Carolina</b> | <b>DI</b> | <b>4</b> | <b>4</b> | <b>0</b> | <b>55</b> | <b>44</b> |
| 2017        | University of North Carolina        | DI        | 1        | 0        | 1        | 12        | 15        |
| 2021        | University of North Carolina        | DI        | 3        | 2        | 1        | 39        | 27        |

### UNIVERSITY OF NOTRE DAME

|             |                                 | <u>DIV</u> | <u>GP</u> | <u>W</u> | <u>L</u> | <u>GF</u> | <u>GA</u> |
|-------------|---------------------------------|------------|-----------|----------|----------|-----------|-----------|
| 1990        | University of Notre Dame        | DI         | 1         | 0        | 1        | 3         | 9         |
| 1992        | University of Notre Dame        | DI         | 1         | 0        | 1        | 7         | 15        |
| 1993        | University of Notre Dame        | DI         | 1         | 0        | 1        | 9         | 19        |
| 1994        | University of Notre Dame        | DI         | 1         | 0        | 1        | 4         | 23        |
| 1995        | University of Notre Dame        | DI         | 2         | 1        | 1        | 23        | 24        |
| 1996        | University of Notre Dame        | DI         | 1         | 0        | 1        | 7         | 12        |
| 1997        | University of Notre Dame        | DI         | 1         | 0        | 1        | 5         | 21        |
| 1999        | University of Notre Dame        | DI         | 1         | 0        | 1        | 10        | 14        |
| 2000        | University of Notre Dame        | DI         | 2         | 1        | 1        | 26        | 28        |
| 2001        | University of Notre Dame        | DI         | 2         | 1        | 1        | 18        | 21        |
| 2006        | University of Notre Dame        | DI         | 1         | 0        | 1        | 10        | 14        |
| 2007        | University of Notre Dame        | DI         | 1         | 0        | 1        | 10        | 11        |
| 2008        | University of Notre Dame        | DI         | 2         | 1        | 1        | 17        | 18        |
| 2009        | University of Notre Dame        | DI         | 1         | 0        | 1        | 3         | 7         |
| 2010        | University of Notre Dame        | DI         | 4         | 3        | 1        | 32        | 23        |
| 2011        | University of Notre Dame        | DI         | 2         | 1        | 1        | 18        | 13        |
| 2012        | University of Notre Dame        | DI         | 3         | 2        | 1        | 30        | 24        |
| 2013        | University of Notre Dame        | DI         | 2         | 1        | 1        | 20        | 19        |
| 2014        | University of Notre Dame        | DI         | 4         | 3        | 1        | 47        | 35        |
| 2015        | University of Notre Dame        | DI         | 3         | 2        | 1        | 36        | 31        |
| 2016        | University of Notre Dame        | DI         | 2         | 1        | 1        | 24        | 20        |
| 2017        | University of Notre Dame        | DI         | 2         | 1        | 1        | 19        | 25        |
| 2018        | University of Notre Dame        | DI         | 1         | 0        | 1        | 7         | 9         |
| 2019        | University of Notre Dame        | DI         | 2         | 1        | 1        | 29        | 23        |
| 2021        | University of Notre Dame        | DI         | 2         | 1        | 1        | 23        | 22        |
| <b>2023</b> | <b>University of Notre Dame</b> | <b>DI</b>  | <b>4</b>  | <b>4</b> | <b>0</b> | <b>58</b> | <b>37</b> |

### OHIO STATE UNIVERSITY

|      |                       | <u>DIV</u> | <u>GP</u> | <u>W</u> | <u>L</u> | <u>GF</u> | <u>GA</u> |
|------|-----------------------|------------|-----------|----------|----------|-----------|-----------|
| 2003 | Ohio State University | DI         | 1         | 0        | 1        | 5         | 8         |
| 2004 | Ohio State University | DI         | 1         | 0        | 1        | 6         | 13        |
| 2008 | Ohio State University | DI         | 2         | 1        | 1        | 25        | 28        |
| 2013 | Ohio State University | DI         | 2         | 1        | 1        | 22        | 19        |
| 2015 | Ohio State University | DI         | 2         | 1        | 1        | 29        | 26        |
| 2017 | Ohio State University | DI         | 4         | 3        | 1        | 40        | 34        |
| 2022 | Ohio State University | DI         | 1         | 0        | 1        | 8         | 15        |

### UNIVERSITY OF PENNSYLVANIA

|      |                            | <u>DIV</u> | <u>GP</u> | <u>W</u> | <u>L</u> | <u>GF</u> | <u>GA</u> |
|------|----------------------------|------------|-----------|----------|----------|-----------|-----------|
| 1975 | University of Pennsylvania | DI         | 1         | 0        | 1        | 6         | 17        |
| 1977 | University of Pennsylvania | DI         | 1         | 0        | 1        | 12        | 14        |
| 1983 | University of Pennsylvania | DI         | 1         | 0        | 1        | 8         | 11        |
| 1984 | University of Pennsylvania | DI         | 1         | 0        | 1        | 7         | 8         |
| 1985 | University of Pennsylvania | DI         | 1         | 0        | 1        | 7         | 14        |
| 1987 | University of Pennsylvania | DI         | 2         | 1        | 1        | 19        | 22        |
| 1988 | University of Pennsylvania | DI         | 2         | 1        | 1        | 22        | 20        |
| 1989 | University of Pennsylvania | DI         | 1         | 0        | 1        | 11        | 12        |
| 2004 | University of Pennsylvania | DI         | 1         | 0        | 1        | 5         | 11        |
| 2006 | University of Pennsylvania | DI         | 1         | 0        | 1        | 3         | 13        |
| 2011 | University of Pennsylvania | DI         | 1         | 0        | 1        | 6         | 13        |
| 2014 | University of Pennsylvania | DI         | 1         | 0        | 1        | 11        | 16        |
| 2019 | University of Pennsylvania | DI         | 2         | 1        | 1        | 31        | 27        |
| 2022 | University of Pennsylvania | DI         | 2         | 1        | 1        | 20        | 21        |

**PENNSYLVANIA STATE UNIVERSITY**

|      |                               | <u>DIV</u> | <u>GP</u> | <u>W</u> | <u>L</u> | <u>GF</u> | <u>GA</u> |
|------|-------------------------------|------------|-----------|----------|----------|-----------|-----------|
| 2003 | Pennsylvania State University | DI         | 1         | 0        | 1        | 6         | 11        |
| 2005 | Pennsylvania State University | DI         | 1         | 0        | 1        | 10        | 14        |
| 2013 | Pennsylvania State University | DI         | 1         | 0        | 1        | 7         | 10        |
| 2017 | Pennsylvania State University | DI         | 1         | 0        | 1        | 8         | 12        |
| 2019 | Pennsylvania State University | DI         | 3         | 2        | 1        | 63        | 45        |
| 2023 | Pennsylvania State University | DI         | 3         | 2        | 1        | 38        | 37        |

**PRINCETON UNIVERSITY**

|             |                             | <u>DIV</u> | <u>GP</u> | <u>W</u> | <u>L</u> | <u>GF</u> | <u>GA</u> |
|-------------|-----------------------------|------------|-----------|----------|----------|-----------|-----------|
| 1990        | Princeton University        | DI         | 2         | 1        | 1        | 17        | 25        |
| 1991        | Princeton University        | DI         | 1         | 0        | 1        | 13        | 14        |
| <b>1992</b> | <b>Princeton University</b> | <b>DI</b>  | <b>3</b>  | <b>3</b> | <b>0</b> | <b>37</b> | <b>33</b> |
| 1993        | Princeton University        | DI         | 2         | 1        | 1        | 21        | 21        |
| <b>1994</b> | <b>Princeton University</b> | <b>DI</b>  | <b>3</b>  | <b>3</b> | <b>0</b> | <b>31</b> | <b>26</b> |
| 1995        | Princeton University        | DI         | 2         | 1        | 1        | 22        | 21        |
| <b>1996</b> | <b>Princeton University</b> | <b>DI</b>  | <b>3</b>  | <b>3</b> | <b>0</b> | <b>46</b> | <b>27</b> |
| <b>1997</b> | <b>Princeton University</b> | <b>DI</b>  | <b>3</b>  | <b>3</b> | <b>0</b> | <b>40</b> | <b>25</b> |
| <b>1998</b> | <b>Princeton University</b> | <b>DI</b>  | <b>3</b>  | <b>3</b> | <b>0</b> | <b>37</b> | <b>24</b> |
| 1999        | Princeton University        | DI         | 1         | 0        | 1        | 5         | 7         |
| 2000        | Princeton University        | DI         | 3         | 2        | 1        | 29        | 31        |
| <b>2001</b> | <b>Princeton University</b> | <b>DI</b>  | <b>3</b>  | <b>3</b> | <b>0</b> | <b>30</b> | <b>27</b> |
| 2002        | Princeton University        | DI         | 3         | 2        | 1        | 37        | 35        |
| 2003        | Princeton University        | DI         | 2         | 1        | 1        | 21        | 25        |
| 2004        | Princeton University        | DI         | 3         | 2        | 1        | 28        | 20        |
| 2006        | Princeton University        | DI         | 2         | 1        | 1        | 17        | 19        |
| 2007        | Princeton University        | DI         | 1         | 0        | 1        | 8         | 9         |
| 2009        | Princeton University        | DI         | 2         | 1        | 1        | 14        | 13        |
| 2010        | Princeton University        | DI         | 1         | 0        | 1        | 5         | 8         |
| 2012        | Princeton University        | DI         | 1         | 0        | 1        | 5         | 6         |
| 2022        | Princeton University        | DI         | 3         | 2        | 1        | 34        | 28        |
| 2023        | Princeton University        | DI         | 1         | 0        | 1        | 12        | 13        |

**PROVIDENCE COLLEGE**

|      |                    | <u>DIV</u> | <u>GP</u> | <u>W</u> | <u>L</u> | <u>GF</u> | <u>GA</u> |
|------|--------------------|------------|-----------|----------|----------|-----------|-----------|
| 2004 | Providence College | DI         | 1         | 0        | 1        | 3         | 15        |
| 2006 | Providence College | DI         | 1         | 0        | 1        | 8         | 14        |
| 2007 | Providence College | DI         | 1         | 0        | 1        | 3         | 18        |

**QUINNIPIAC UNIVERSITY**

|      |            | <u>DIV</u> | <u>GP</u> | <u>W</u> | <u>L</u> | <u>GF</u> | <u>GA</u> |
|------|------------|------------|-----------|----------|----------|-----------|-----------|
| 2016 | Quinnipiac | DI         | 1         | 0        | 1        | 6         | 13        |

**UNIVERSITY OF RICHMOND**

|      |                        | <u>DIV</u> | <u>GP</u> | <u>W</u> | <u>L</u> | <u>GF</u> | <u>GA</u> |
|------|------------------------|------------|-----------|----------|----------|-----------|-----------|
| 2014 | University of Richmond | DI         | 1         | 0        | 1        | 5         | 13        |
| 2018 | University of Richmond | DI         | 1         | 0        | 1        | 9         | 18        |
| 2019 | University of Richmond | DI         | 1         | 0        | 1        | 11        | 12        |
| 2022 | University of Richmond | DI         | 1         | 0        | 1        | 10        | 11        |
| 2023 | University of Richmond | DI         | 1         | 0        | 1        | 8         | 17        |

**ROBERT MORRIS UNIVERSITY**

|      |                          | <u>DIV</u> | <u>GP</u> | <u>W</u> | <u>L</u> | <u>GF</u> | <u>GA</u> |
|------|--------------------------|------------|-----------|----------|----------|-----------|-----------|
| 2018 | Robert Morris University | DI         | 1         | 0        | 1        | 11        | 14        |
| 2019 | Robert Morris University | DI         | 1         | 0        | 1        | 10        | 19        |
| 2022 | Robert Morris University | DI         | 1         | 0        | 1        | 8         | 20        |

**RUTGERS UNIVERSITY**

|      |                    | <u>DIV</u> | <u>GP</u> | <u>W</u> | <u>L</u> | <u>GF</u> | <u>GA</u> |
|------|--------------------|------------|-----------|----------|----------|-----------|-----------|
| 1972 | Rutgers University | DI         | 1         | 0        | 1        | 3         | 9         |
| 1974 | Rutgers University | DI         | 1         | 0        | 1        | 6         | 12        |
| 1975 | Rutgers University | DI         | 1         | 0        | 1        | 5         | 18        |
| 1984 | Rutgers University | DI         | 1         | 0        | 1        | 7         | 8         |
| 1986 | Rutgers University | DI         | 2         | 1        | 1        | 18        | 25        |
| 1990 | Rutgers University | DI         | 2         | 1        | 1        | 17        | 25        |
| 1991 | Rutgers University | DI         | 1         | 0        | 1        | 7         | 13        |
| 2003 | Rutgers University | DI         | 1         | 0        | 1        | 6         | 9         |
| 2004 | Rutgers University | DI         | 1         | 0        | 1        | 4         | 12        |
| 2021 | Rutgers University | DI         | 2         | 1        | 1        | 23        | 17        |
| 2022 | Rutgers University | DI         | 3         | 2        | 1        | 40        | 35        |

**ST. JOSEPH'S UNIVERSITY**

|      |                         | <u>DIV</u> | <u>GP</u> | <u>W</u> | <u>L</u> | <u>GF</u> | <u>GA</u> |
|------|-------------------------|------------|-----------|----------|----------|-----------|-----------|
| 2022 | St. Joseph's University | DI         | 1         | 0        | 1        | 16        | 18        |

**SIENA UNIVERSITY**

|      |               | <u>DIV</u> | <u>GP</u> | <u>W</u> | <u>L</u> | <u>GF</u> | <u>GA</u> |
|------|---------------|------------|-----------|----------|----------|-----------|-----------|
| 2009 | Siena College | DI         | 1         | 0        | 1        | 4         | 11        |
| 2011 | Siena College | DI         | 1         | 0        | 1        | 4         | 10        |
| 2014 | Siena College | DI         | 1         | 0        | 1        | 8         | 9         |

**STONY BROOK UNIVERSITY**

|      |                        | <u>DIV</u> | <u>GP</u> | <u>W</u> | <u>L</u> | <u>GF</u> | <u>GA</u> |
|------|------------------------|------------|-----------|----------|----------|-----------|-----------|
| 2002 | Stony Brook University | DI         | 1         | 0        | 1        | 3         | 12        |
| 2010 | Stony Brook University | DI         | 2         | 1        | 1        | 18        | 17        |
| 2012 | Stony Brook University | DI         | 1         | 0        | 1        | 9         | 19        |

**SYRACUSE UNIVERSITY**

|             |                            | <u>DIV</u> | <u>GP</u> | <u>W</u> | <u>L</u> | <u>GF</u> | <u>GA</u> |
|-------------|----------------------------|------------|-----------|----------|----------|-----------|-----------|
| 1979        | Syracuse University        | DI         | 1         | 0        | 1        | 13        | 16        |
| 1980        | Syracuse University        | DI         | 2         | 1        | 1        | 23        | 22        |
| 1981        | Syracuse University        | DI         | 1         | 0        | 1        | 6         | 13        |
| <b>1983</b> | <b>Syracuse University</b> | <b>DI</b>  | <b>3</b>  | <b>3</b> | <b>0</b> | <b>40</b> | <b>29</b> |
| 1984        | Syracuse University        | DI         | 3         | 2        | 1        | 27        | 31        |
| 1985        | Syracuse University        | DI         | 3         | 2        | 1        | 32        | 31        |
| 1986        | Syracuse University        | DI         | 2         | 1        | 1        | 27        | 17        |
| 1987        | Syracuse University        | DI         | 2         | 1        | 1        | 34        | 23        |
| <b>1988</b> | <b>Syracuse University</b> | <b>DI</b>  | <b>3</b>  | <b>3</b> | <b>0</b> | <b>47</b> | <b>23</b> |
| <b>1989</b> | <b>Syracuse University</b> | <b>DI</b>  | <b>3</b>  | <b>3</b> | <b>0</b> | <b>49</b> | <b>31</b> |
| <b>1990</b> | <b>Syracuse University</b> | <b>DI</b>  | <b>3</b>  | <b>3</b> | <b>0</b> | <b>62</b> | <b>31</b> |
| 1991        | Syracuse University        | DI         | 3         | 2        | 1        | 52        | 34        |
| 1992        | Syracuse University        | DI         | 3         | 2        | 1        | 47        | 34        |
| <b>1993</b> | <b>Syracuse University</b> | <b>DI</b>  | <b>3</b>  | <b>3</b> | <b>0</b> | <b>48</b> | <b>29</b> |
| 1994        | Syracuse University        | DI         | 2         | 1        | 1        | 26        | 26        |
| <b>1995</b> | <b>Syracuse University</b> | <b>DI</b>  | <b>3</b>  | <b>3</b> | <b>0</b> | <b>48</b> | <b>33</b> |
| 1996        | Syracuse University        | DI         | 3         | 2        | 1        | 40        | 26        |
| 1997        | Syracuse University        | DI         | 2         | 1        | 1        | 30        | 30        |
| 1998        | Syracuse University        | DI         | 2         | 1        | 1        | 27        | 25        |
| 1999        | Syracuse University        | DI         | 4         | 3        | 1        | 47        | 39        |
| <b>2000</b> | <b>Syracuse University</b> | <b>DI</b>  | <b>3</b>  | <b>3</b> | <b>0</b> | <b>44</b> | <b>32</b> |
| 2001        | Syracuse University        | DI         | 3         | 2        | 1        | 39        | 28        |
| <b>2002</b> | <b>Syracuse University</b> | <b>DI</b>  | <b>3</b>  | <b>3</b> | <b>0</b> | <b>35</b> | <b>32</b> |
| 2003        | Syracuse University        | DI         | 3         | 2        | 1        | 36        | 35        |
| <b>2004</b> | <b>Syracuse University</b> | <b>DI</b>  | <b>4</b>  | <b>4</b> | <b>0</b> | <b>58</b> | <b>42</b> |
| 2005        | Syracuse University        | DI         | 1         | 0        | 1        | 15        | 16        |
| 2006        | Syracuse University        | DI         | 3         | 2        | 1        | 34        | 33        |
| <b>2008</b> | <b>Syracuse University</b> | <b>DI</b>  | <b>4</b>  | <b>4</b> | <b>0</b> | <b>56</b> | <b>33</b> |
| <b>2009</b> | <b>Syracuse University</b> | <b>DI</b>  | <b>4</b>  | <b>4</b> | <b>0</b> | <b>49</b> | <b>26</b> |
| 2010        | Syracuse University        | DI         | 1         | 0        | 1        | 8         | 9         |
| 2011        | Syracuse University        | DI         | 2         | 1        | 1        | 15        | 10        |

|      |                     |    |   |   |   |    |    |
|------|---------------------|----|---|---|---|----|----|
| 2012 | Syracuse University | DI | 1 | 0 | 1 | 9  | 12 |
| 2013 | Syracuse University | DI | 4 | 3 | 1 | 38 | 37 |
| 2014 | Syracuse University | DI | 1 | 0 | 1 | 9  | 10 |
| 2015 | Syracuse University | DI | 2 | 1 | 1 | 35 | 24 |
| 2016 | Syracuse University | DI | 2 | 1 | 1 | 21 | 22 |
| 2017 | Syracuse University | DI | 2 | 1 | 1 | 18 | 20 |
| 2018 | Syracuse University | DI | 1 | 0 | 1 | 9  | 10 |
| 2019 | Syracuse University | DI | 1 | 0 | 1 | 13 | 15 |
| 2021 | Syracuse University | DI | 1 | 0 | 1 | 8  | 18 |

**TOWSON STATE UNIVERSITY  
TOWSON UNIVERSITY**

|      |                         | <u>DIV</u> | <u>GP</u> | <u>W</u> | <u>L</u> | <u>GF</u> | <u>GA</u> |
|------|-------------------------|------------|-----------|----------|----------|-----------|-----------|
| 1989 | Towson State University | DI         | 1         | 0        | 1        | 8         | 19        |
| 1991 | Towson State University | DI         | 4         | 3        | 1        | 56        | 55        |
| 1992 | Towson State University | DI         | 1         | 0        | 1        | 8         | 15        |
| 1994 | Towson State University | DI         | 1         | 0        | 1        | 16        | 22        |
| 1996 | Towson State University | DI         | 2         | 1        | 1        | 22        | 33        |
| 2001 | Towson University       | DI         | 3         | 2        | 1        | 35        | 33        |
| 2003 | Towson University       | DI         | 2         | 1        | 1        | 17        | 20        |
| 2004 | Towson University       | DI         | 1         | 0        | 1        | 8         | 15        |
| 2005 | Towson University       | DI         | 1         | 0        | 1        | 11        | 12        |
| 2007 | Towson University       | DI         | 1         | 0        | 1        | 6         | 14        |
| 2013 | Towson University       | DI         | 1         | 0        | 1        | 3         | 16        |
| 2015 | Towson University       | DI         | 1         | 0        | 1        | 10        | 12        |
| 2016 | Towson University       | DI         | 2         | 1        | 1        | 18        | 19        |
| 2017 | Towson University       | DI         | 3         | 2        | 1        | 32        | 26        |
| 2019 | Towson University       | DI         | 1         | 0        | 1        | 13        | 14        |

**UNIVERSITY OF UTAH**

|      |                    | <u>DIV</u> | <u>GP</u> | <u>W</u> | <u>L</u> | <u>GF</u> | <u>GA</u> |
|------|--------------------|------------|-----------|----------|----------|-----------|-----------|
| 2023 | University of Utah | DI         | 1         | 0        | 1        | 7         | 20        |

**UNIVERSITY OF VERMONT**

|      |                       | <u>DIV</u> | <u>GP</u> | <u>W</u> | <u>L</u> | <u>GF</u> | <u>GA</u> |
|------|-----------------------|------------|-----------|----------|----------|-----------|-----------|
| 2021 | University of Vermont | DI         | 1         | 0        | 1        | 11        | 17        |
| 2022 | University of Vermont | DI         | 2         | 1        | 1        | 20        | 24        |

**VILLANOVA UNIVERSITY**

|      |                      | <u>DIV</u> | <u>GP</u> | <u>W</u> | <u>L</u> | <u>GF</u> | <u>GA</u> |
|------|----------------------|------------|-----------|----------|----------|-----------|-----------|
| 2009 | Villanova University | DI         | 1         | 0        | 1        | 6         | 18        |
| 2011 | Villanova University | DI         | 1         | 0        | 1        | 10        | 13        |
| 2018 | Villanova University | DI         | 1         | 0        | 1        | 11        | 17        |

**UNIVERSITY OF VIRGINIA**

|             |                               | <u>DIV</u> | <u>GP</u> | <u>W</u> | <u>L</u> | <u>GF</u> | <u>GA</u> |
|-------------|-------------------------------|------------|-----------|----------|----------|-----------|-----------|
| 1971        | University of Virginia        | DI         | 1         | 0        | 1        | 6         | 9         |
| <b>1972</b> | <b>University of Virginia</b> | <b>DI</b>  | <b>3</b>  | <b>3</b> | <b>0</b> | <b>37</b> | <b>22</b> |
| 1973        | University of Virginia        | DI         | 2         | 1        | 1        | 21        | 17        |
| 1974        | University of Virginia        | DI         | 1         | 0        | 1        | 8         | 15        |
| 1978        | University of Virginia        | DI         | 1         | 0        | 1        | 10        | 15        |
| 1979        | University of Virginia        | DI         | 2         | 1        | 1        | 22        | 24        |
| 1980        | University of Virginia        | DI         | 3         | 2        | 1        | 28        | 27        |
| 1981        | University of Virginia        | DI         | 2         | 1        | 1        | 22        | 22        |
| 1982        | University of Virginia        | DI         | 2         | 1        | 1        | 24        | 20        |
| 1983        | University of Virginia        | DI         | 1         | 0        | 1        | 4         | 13        |
| 1984        | University of Virginia        | DI         | 1         | 0        | 1        | 2         | 11        |
| 1985        | University of Virginia        | DI         | 2         | 1        | 1        | 18        | 17        |
| 1986        | University of Virginia        | DI         | 3         | 2        | 1        | 33        | 29        |
| 1988        | University of Virginia        | DI         | 3         | 2        | 1        | 27        | 36        |
| 1990        | University of Virginia        | DI         | 1         | 0        | 1        | 6         | 7         |

|             |                               |           |          |          |          |           |           |
|-------------|-------------------------------|-----------|----------|----------|----------|-----------|-----------|
| 1991        | University of Virginia        | DI        | 1        | 0        | 1        | 13        | 14        |
| 1993        | University of Virginia        | DI        | 2        | 1        | 1        | 29        | 23        |
| 1994        | University of Virginia        | DI        | 4        | 3        | 1        | 58        | 37        |
| 1995        | University of Virginia        | DI        | 2        | 1        | 1        | 29        | 33        |
| 1996        | University of Virginia        | DI        | 3        | 2        | 1        | 51        | 35        |
| 1997        | University of Virginia        | DI        | 1        | 0        | 1        | 9         | 10        |
| 1998        | University of Virginia        | DI        | 1        | 1        | 1        | 30        | 27        |
| <b>1999</b> | <b>University of Virginia</b> | <b>DI</b> | <b>3</b> | <b>3</b> | <b>0</b> | <b>45</b> | <b>31</b> |
| 2000        | University of Virginia        | DI        | 2        | 1        | 1        | 21        | 21        |
| 2001        | University of Virginia        | DI        | 1        | 0        | 1        | 14        | 15        |
| 2002        | University of Virginia        | DI        | 2        | 1        | 1        | 22        | 22        |
| <b>2003</b> | <b>University of Virginia</b> | <b>DI</b> | <b>4</b> | <b>4</b> | <b>0</b> | <b>54</b> | <b>26</b> |
| 2005        | University of Virginia        | DI        | 3        | 2        | 1        | 41        | 26        |
| <b>2006</b> | <b>University of Virginia</b> | <b>DI</b> | <b>4</b> | <b>4</b> | <b>0</b> | <b>66</b> | <b>35</b> |
| 2007        | University of Virginia        | DI        | 1        | 0        | 1        | 8         | 14        |
| 2008        | University of Virginia        | DI        | 3        | 2        | 1        | 29        | 28        |
| 2009        | University of Virginia        | DI        | 3        | 2        | 1        | 43        | 29        |
| 2010        | University of Virginia        | DI        | 3        | 2        | 1        | 41        | 27        |
| <b>2011</b> | <b>University of Virginia</b> | <b>DI</b> | <b>4</b> | <b>4</b> | <b>0</b> | <b>49</b> | <b>36</b> |
| 2012        | University of Virginia        | DI        | 2        | 1        | 1        | 16        | 17        |
| 2014        | University of Virginia        | DI        | 1        | 0        | 1        | 8         | 14        |
| 2015        | University of Virginia        | DI        | 1        | 0        | 1        | 7         | 19        |
| 2018        | University of Virginia        | DI        | 1        | 0        | 1        | 12        | 14        |
| <b>2019</b> | <b>University of Virginia</b> | <b>DI</b> | <b>4</b> | <b>4</b> | <b>0</b> | <b>58</b> | <b>43</b> |
| <b>2021</b> | <b>University of Virginia</b> | <b>DI</b> | <b>4</b> | <b>4</b> | <b>0</b> | <b>56</b> | <b>41</b> |
| 2022        | University of Virginia        | DI        | 2        | 1        | 1        | 26        | 28        |
| 2023        | University of Virginia        | DI        | 3        | 2        | 1        | 46        | 35        |

#### WASHINGTON & LEE UNIVERSITY

|      |                             | <u>DIV</u> | <u>GP</u> | <u>W</u> | <u>L</u> | <u>GF</u> | <u>GA</u> |
|------|-----------------------------|------------|-----------|----------|----------|-----------|-----------|
| 1972 | Washington & Lee University | DI         | 1         | 0        | 1        | 5         | 11        |
| 1973 | Washington & Lee University | DI         | 2         | 1        | 1        | 18        | 30        |
| 1974 | Washington & Lee University | DI         | 2         | 1        | 1        | 21        | 20        |
| 1975 | Washington & Lee University | DI         | 2         | 1        | 1        | 16        | 22        |
| 1976 | Washington & Lee University | DI         | 1         | 0        | 1        | 0         | 14        |
| 1977 | Washington & Lee University | DI         | 1         | 0        | 1        | 8         | 14        |
| 1978 | Washington & Lee University | DI         | 1         | 0        | 1        | 2         | 12        |
| 1980 | Washington & Lee University | DI         | 1         | 0        | 1        | 4         | 12        |

#### YALE UNIVERSITY

|             |                        | <u>DIV</u> | <u>GP</u> | <u>W</u> | <u>L</u> | <u>GF</u> | <u>GA</u> |
|-------------|------------------------|------------|-----------|----------|----------|-----------|-----------|
| 1988        | Yale University        | DI         | 1         | 0        | 1        | 9         | 10        |
| 1990        | Yale University        | DI         | 2         | 1        | 1        | 30        | 22        |
| 1992        | Yale University        | DI         | 2         | 1        | 1        | 17        | 20        |
| 2012        | Yale University        | DI         | 1         | 0        | 1        | 7         | 13        |
| 2013        | Yale University        | DI         | 2         | 1        | 1        | 16        | 14        |
| 2015        | Yale University        | DI         | 1         | 0        | 1        | 7         | 8         |
| 2016        | Yale University        | DI         | 1         | 0        | 1        | 10        | 13        |
| 2017        | Yale University        | DI         | 1         | 0        | 1        | 10        | 11        |
| <b>2018</b> | <b>Yale University</b> | <b>DI</b>  | <b>4</b>  | <b>4</b> | <b>0</b> | <b>56</b> | <b>40</b> |
| 2019        | Yale University        | DI         | 4         | 3        | 1        | 68        | 64        |
| 2022        | Yale University        | DI         | 2         | 1        | 1        | 28        | 30        |
| 2023        | Yale University        | DI         | 1         | 0        | 1        | 17        | 19        |

## NCAA LACROSSE – DIVISION II

### 1974 NCAA DIVISION II

#### FIRST ROUND

Adelphi 14, Washington (MD) 13  
Cortland State 16, UMBC 13  
Hobart 15, Roanoke 6  
Towson 22, Baltimore 11

#### SEMI-FINALS

Towson 22, Adelphi 9  
Hobart 14, Cortland State 10

#### CHAMPIONSHIP

Towson 18, Hobart 17 (OT)

### 1977 NCAA DIVISION II

#### FIRST ROUND

Baltimore 11, Salisbury State 10  
Adelphi 15, New Haven 9  
Ohio Wesleyan 18, Towson 13  
Cortland State 12, Long Island - CW Post 7

#### QUARTER-FINALS

Hobart 26, Baltimore 12  
Roanoke 14, Adelphi 12  
Washington (MD) 21, Ohio Wesleyan 11  
UMBC 17, Cortland State 7

#### SEMI-FINALS

Hobart 15, Roanoke 13  
Washington (MD) 11, UMBC 9

#### CHAMPIONSHIP

Hobart 23, Washington (MD) 13

### 1980 NCAA DIVISION II

#### CHAMPIONSHIP

UMBC 23, Adelphi 14

### 1993 NCAA DIVISION II

#### CHAMPIONSHIP

Adelphi 11, Long Island - CW Post 7

### 1996 NCAA DIVISION II

#### CHAMPIONSHIP

Long Island - CW Post 15, Adelphi 10

### 1999 NCAA DIVISION II

#### CHAMPIONSHIP

Adelphi 11, Long Island - CW Post 8

### 1975 NCAA DIVISION II

#### FIRST ROUND

Hobart 18, Ohio Wesleyan 8  
Towson 17, Salisbury State 7  
Washington (MD) 17, Morgan State 8  
Cortland State 9, UMBC 8 (OT)

#### SEMI-FINALS

Hobart 17, Towson 9  
Cortland State 16, Washington (MD) 6

#### CHAMPIONSHIP

Cortland State 12, Hobart 11

### 1978 NCAA DIVISION II

#### FIRST ROUND

Ithaca 15, Salisbury State 9  
Towson 24, New Haven 5  
Adelphi 23, Baltimore 15  
Washington (MD) 10, Ohio Wesleyan 6

#### QUARTER-FINALS

Hobart 29, Ithaca 6  
Cortland State 13, Towson 12  
Roanoke 13, Adelphi 8  
UMBC 16, Washington (MD) 10

#### SEMI-FINALS

Hobart 24, Cortland State 9  
Roanoke 12, UMBC 7

#### CHAMPIONSHIP

Roanoke 14, Hobart 13

### 1981 NCAA DIVISION II

#### CHAMPIONSHIP

Adelphi 17, Loyola 14

### 1994 NCAA DIVISION II

#### CHAMPIONSHIP

Springfield 15, New York Tech 12

### 1997 NCAA DIVISION II

#### CHAMPIONSHIP

New York Tech 18, Adelphi 11

### 2000 NCAA DIVISION II

#### CHAMPIONSHIP

Limestone 10, Long Island - CW Post 9

### 1976 NCAA DIVISION II

#### FIRST ROUND

Baltimore 8, UMBC 6  
Washington (MD) 25, Plymouth State 5  
Ohio Wesleyan 22, Kutztown 17  
Hobart 19, FDU-Madison 6

#### QUARTER-FINALS

Adelphi 7, Baltimore 2  
Washington (MD) 17, Roanoke 15  
Ohio Wesleyan 12, Cortland State 11  
Hobart 10, Towson 6.

#### SEMI-FINALS

Adelphi 13, Washington (MD) 10  
Hobart 14, Ohio Wesleyan 5

#### CHAMPIONSHIP

Hobart 18, Adelphi 9

### 1979 NCAA DIVISION II

#### FIRST ROUND

Salisbury State 13, Loyola 12  
UMBC 22, Babson 7  
Cortland State 11, Ithaca 9  
St. Lawrence 14, Ohio Wesleyan 12.

#### QUARTER-FINALS

Towson 17, Salisbury State 4  
UMBC 14, Roanoke 9  
Adelphi 14, Cortland State 9  
St. Lawrence 12, Hobart 11

#### SEMI-FINALS

UMBC 16, Towson 12  
Adelphi 16, St. Lawrence 13

#### CHAMPIONSHIP

Adelphi 17, UMBC 12.

### 1982-1992

*no championship*

### 1995 NCAA DIVISION II

#### CHAMPIONSHIP

Adelphi 12, Springfield 10

### 1998 NCAA DIVISION II

#### CHAMPIONSHIP

Adelphi 18, Long Island - CW Post 6

### 2001 NCAA DIVISION II

#### SEMI-FINALS

Adelphi 16, Long Island - CW Post 8  
Limestone 20, Wingate 2

#### CHAMPIONSHIP

Adelphi 14, Limestone 10

**2002 NCAA DIVISION II**

SEMI-FINALS  
New York Inst of Tech 12, Le Moyne 9  
Limestone 11, St. Andrews 7

CHAMPIONSHIP  
Limestone 11, New York Inst of Tech 9

**2003 NCAA DIVISION II**

SEMI-FINALS  
New York Inst of Tech 12, Le Moyne 1  
Limestone 12, Mercyhurst 4

CHAMPIONSHIP  
New York Inst of Tech 9, Limestone 4

**2004 NCAA DIVISION II**

SEMI-FINALS  
Le Moyne 7, New York Inst of Tech 5  
Limestone 14, Mercyhurst 12

CHAMPIONSHIP  
Le Moyne 11, Limestone 10

**2005 NCAA DIVISION II**

SEMI-FINALS  
Limestone 9, Le Moyne 8  
New York Inst of Tech 21, LI - CW Post 9

CHAMPIONSHIP  
New York Inst Tech 14, Limestone 13 (OT) Le Moyne 12, Dowling 5

**2006 NCAA DIVISION II**

SEMI-FINALS  
Le Moyne 22, Limestone 3  
Dowling 26, Mercyhurst 14

CHAMPIONSHIP  
Le Moyne 12, Dowling 5

**2007 NCAA DIVISION II**

SEMI-FINALS  
Le Moyne 8, Limestone 5  
Mercyhurst 13, New York Inst Tech 10

CHAMPIONSHIP  
Le Moyne 6, Mercyhurst 5

**2008 NCAA DIVISION II**

SEMI-FINALS  
New York Inst Tech 11, Limestone 8  
Le Moyne 11, Bryant 2

CHAMPIONSHIP  
New York Inst Tech 16, Le Moyne 11

**2009 NCAA DIVISION II**

SEMI-FINALS  
Le Moyne 15, Merrimack 5  
C.W. Post-Long Island 12, Limestone 9

CHAMPIONSHIP  
C.W. Post-Long Island 8, Le Moyne 7

**2010 NCAA DIVISION II**

SEMI-FINALS  
C.W. Post-Long Island 9, Dowling 8  
Le Moyne 11, Limestone 7

CHAMPIONSHIP  
C.W. Post-Long Island 14, Le Moyne 9

**2011 NCAA DIVISION II**

SEMI-FINALS  
Adelphi 14, Limestone 11  
Mercyhurst 14, C.W. Post-Long Island 4

CHAMPIONSHIP  
Mercyhurst 9, Adelphi 8

**2012 NCAA DIVISION II**

SEMI-FINALS  
Limestone 10, Le Moyne 8  
Dowling 7, Mercyhurst 6

CHAMPIONSHIP  
Dowling 11, Limestone 10

**2013 NCAA DIVISION II**

FIRST ROUND  
Adelphi 14, New York Inst of Tech 11  
Le Moyne 9, LIU Post 8  
Mercyhurst 10, Lake Erie 9  
Limestone 16, Seton Hill 13

SEMI-FINALS  
Le Moyne 16, Adelphi 13  
Mercyhurst 18, Limestone 17

CHAMPIONSHIP  
Le Moyne 11, Mercyhurst 10

**2014 NCAA DIVISION II**

FIRST ROUND  
Adelphi 8, Dowling 7  
LIU Post 9, Le Moyne 3  
Limestone 17 Queens U. of Charlotte 6  
Tampa 11, Mercyhurst 9

SEMI-FINALS  
LIU Post 14, Tampa 10  
Limestone 12, Adelphi 9

CHAMPIONSHIP  
Limestone 12, LIU Post 6

**2015 NCAA DIVISION II**

FIRST ROUND  
Le Moyne 16, LIU Post 8  
Merrimack 10, Adelphi 9  
Limestone 15, Lindenwood 9  
Lake Erie 15, Tampa 7

SEMI-FINALS  
Le Moyne 8, Merrimack 7 (OT)  
Limestone 16, Lake Erie 6

CHAMPIONSHIP  
Limestone 9, Le Moyne 6

**2016 NCAA DIVISION II**

FIRST ROUND  
Le Moyne 8, New York Inst of Tech 7 (OT)  
Merrimack 15, LIU Post 13  
Limestone 15, Mount Olive 6  
Tampa 10, Mercyhurst 8

SEMI-FINALS  
Le Moyne 8, Merrimack 4  
Limestone 13, Tampa 10

CHAMPIONSHIP  
Le Moyne 8, Limestone 4



**2017 NCAA DIVISION II**

## FIRST ROUND

Adelphi 10, Pace 9  
 Merrimack 10, Le Moyne 5  
 Limestone 14, Wingate 5  
 Tampa 11, Lenoir-Rhyne 8

## SEMI-FINALS

Merrimack 17, Adelphi 9  
 Limestone 12, Tampa 10

## CHAMPIONSHIP

Limestone 11, Merrimack 9

**2020**

*no championship*

**2023 NCAA DIVISION II**

## FIRST ROUND

Adelphi 9, Bentley 8  
 St. Anselm 17, Mercy 16  
 Lenoir-Rhyne 10, Tampa 9  
 Univ. Indianapolis 11, Wingate 10

## QUARTER-FINALS

Mercyhurst 10, St. Anselm 9  
 Le Moyne 11, Adelphi 7  
 Lenoir-Rhyne 14, Rollins 8  
 Limestone 11, Univ. Indianapolis 10

## SEMI-FINALS

Mercyhurst 11, Le Moyne 10  
 Lenoir-Rhyne 18, Limestone 11

## CHAMPIONSHIP

Lenoir-Rhyne 20, Mercyhurst 5

**2018 NCAA DIVISION II**

## FIRST ROUND

Merrimack 24, New York Inst of Tech 6  
 Seton Hill 14, Le Moyne 10  
 Lenoir-Rhyne 14, Colorado Mesa 12  
 Saint Leo 12, Tampa 11 (OT)

## SEMI-FINALS

Merrimack 16, Seton Hill 9  
 Saint Leo 12, Lenoir-Rhyne 11

## CHAMPIONSHIP

Merrimack 23, Saint Leo 6

**2021 NCAA DIVISION II**

## FIRST ROUND

St. Anselm 12, Seton Hill 11 (OT)  
 Tampa 24, Mount Olive 8

## QUARTER-FINALS

Le Moyne 11, St. Anselm 7  
 Mercyhurst defeated Mercy (no contest)  
 Lenoir-Rhyne 16, Tampa 15  
 Wingate 10, Indianapolis 9

## SEMI-FINALS

Le Moyne 11, Mercyhurst 9  
 Lenoir-Rhyne 18, Wingate 10

## CHAMPIONSHIP

Le Moyne 12, Lenoir-Rhyne 6

**2019 NCAA DIVISION II**

## FIRST ROUND

Mercy 15, Seton Hill 10  
 Merrimack 16, Mercyhurst 5  
 Tampa 13, Wingate 6  
 Univ. Indianapolis 16, Queens Ch. 15 (OT)

## QUARTER-FINALS

Le Moyne 14, Mercy 4  
 Merrimack 14, Adelphi 12  
 Limestone 12, Tampa 11 (2OT)  
 Univ. Indianapolis 14, Belmont Abbey 13

## SEMI-FINALS

Merrimack 15, Le Moyne 14  
 Limestone 16, Univ. Indianapolis 7

## CHAMPIONSHIP

Merrimack 16, Limestone 8

**2022 NCAA DIVISION II**

## FIRST ROUND

Seton Hill 8, Mercyhurst 7  
 Le Moyne 16, St. Anselm 8  
 Lenoir-Rhyne 11, Indianapolis 10  
 Wingate 20, Lindenwood 11

## QUARTER-FINALS

Mercy 11, Seton Hill 10  
 Le Moyne 9, Adelphi 4  
 Tampa 13, Lenoir-Rhyne 11  
 Limestone 17, Wingate 14

## SEMI-FINALS

Mercy 12, Le Moyne 11 (2OT)  
 Tampa 19, Limestone 8

## CHAMPIONSHIP

Tampa 11, Mercy 7

## NCAA DIVISION II CHAMPIONS

|      | <u>Champion</u>                           | <u>Finalist</u>                           |
|------|---|---|
| 1974 | <b>Towson State College</b>               | Hobart College                            |
| 1975 | <b>SUNY Cortland</b>                      | Hobart College                            |
| 1976 | <b>Hobart College</b>                     | Adelphi University                        |
| 1977 | <b>Hobart College</b>                     | Washington College (MD)                   |
| 1978 | <b>Roanoke College</b>                    | Hobart College                            |
| 1979 | <b>Adelphi University</b>                 | University of Maryland (Baltimore County) |
| 1980 | <b>Univ. of Maryland (Baltimore Co.)</b>  | Adelphi University                        |
| 1981 | <b>Adelphi University</b>                 | Loyola College                            |
| 1982 | <i>no championship</i>                    |   |
| 1983 | <i>no championship</i>                    |   |
| 1984 | <i>no championship</i>                    |   |
| 1985 | <i>no championship</i>                    |   |
| 1986 | <i>no championship</i>                    |   |
| 1987 | <i>no championship</i>                    |   |
| 1988 | <i>no championship</i>                    |   |
| 1989 | <i>no championship</i>                    |   |
| 1990 | <i>no championship</i>                    |   |
| 1991 | <i>no championship</i>                    |   |
| 1992 | <i>no championship</i>                    |   |
| 1993 | <b>Adelphi University</b>                 | C.W. Post - Long Island University        |
| 1994 | <b>Springfield College</b>                | New York Institute of Technology          |
| 1995 | <b>Adelphi University</b>                 | Springfield College                       |
| 1996 | <b>C.W. Post - Long Island University</b> | Adelphi University                        |
| 1997 | <b>New York Institute of Technology</b>   | Adelphi University                        |
| 1998 | <b>Adelphi University</b>                 | C.W. Post - Long Island University        |
| 1999 | <b>Adelphi University</b>                 | C.W. Post - Long Island University        |
| 2000 | <b>Limestone College</b>                  | C.W. Post - Long Island University        |
| 2001 | <b>Adelphi University</b>                 | Limestone College                         |
| 2002 | <b>Limestone College</b>                  | New York Institute of Technology          |
| 2003 | <b>New York Institute of Technology</b>   | Limestone College                         |
| 2004 | <b>Le Moyne College</b>                   | Limestone College                         |
| 2005 | <b>New York Institute of Technology</b>   | Limestone College                         |
| 2006 | <b>Le Moyne College</b>                   | Dowling College                           |
| 2007 | <b>Le Moyne College</b>                   | Mercyhurst College                        |
| 2008 | <b>New York Institute of Technology</b>   | Le Moyne College                          |
| 2009 | <b>C.W. Post - Long Island University</b> | Le Moyne College                          |
| 2010 | <b>C.W. Post - Long Island University</b> | Le Moyne College                          |
| 2011 | <b>Mercyhurst College</b>                 | Adelphi University                        |
| 2012 | <b>Dowling College</b>                    | Limestone College                         |
| 2013 | <b>Le Moyne College</b>                   | Mercyhurst University                     |
| 2014 | <b>Limestone College</b>                  | LIU Post                                  |
| 2015 | <b>Limestone College</b>                  | Le Moyne College                          |
| 2016 | <b>Le Moyne College</b>                   | Limestone College                         |
| 2017 | <b>Limestone College</b>                  | Merrimack College                         |
| 2018 | <b>Merrimack College</b>                  | Saint Leo Univesrity                      |
| 2019 | <b>Merrimack College</b>                  | Limestone College                         |
| 2020 | <i>*no decision</i>                       |   |
| 2021 | <b>Le Moyne College</b>                   | Lenoir-Rhyne University                   |
| 2022 | <b>University of Tampa</b>                | Mercy College                             |
| 2023 | <b>Lenoir-Rhyne University</b>            | Mercyhurst University                     |

\*NOTE: NCAA suspended play on May 7, 2020 and canceled championship due to the COVID-19 coronavirus pandemic

**ADELPHI UNIVERSITY**

|             |                           | <u>DIV</u>  | <u>GP</u> | <u>W</u> | <u>L</u> | <u>GF</u> | <u>GA</u> |
|-------------|---------------------------|-------------|-----------|----------|----------|-----------|-----------|
| 1974        | Adelphi University        | D II        | 2         | 1        | 1        | 23        | 35        |
| 1976        | Adelphi University        | D II        | 3         | 2        | 1        | 29        | 30        |
| 1977        | Adelphi University        | D II        | 2         | 1        | 1        | 27        | 23        |
| 1978        | Adelphi University        | D II        | 2         | 1        | 1        | 31        | 28        |
| <b>1979</b> | <b>Adelphi University</b> | <b>D II</b> | <b>3</b>  | <b>3</b> | <b>0</b> | <b>47</b> | <b>34</b> |
| 1980        | Adelphi University        | D II        | 1         | 0        | 1        | 14        | 23        |
| <b>1981</b> | <b>Adelphi University</b> | <b>D II</b> | <b>1</b>  | <b>1</b> | <b>0</b> | <b>17</b> | <b>14</b> |
| <b>1993</b> | <b>Adelphi University</b> | <b>D II</b> | <b>1</b>  | <b>1</b> | <b>0</b> | <b>11</b> | <b>7</b>  |
| <b>1995</b> | <b>Adelphi University</b> | <b>D II</b> | <b>1</b>  | <b>1</b> | <b>0</b> | <b>12</b> | <b>10</b> |
| 1996        | Adelphi University        | D II        | 1         | 0        | 1        | 10        | 15        |
| 1997        | Adelphi University        | D II        | 1         | 0        | 1        | 11        | 18        |
| <b>1998</b> | <b>Adelphi University</b> | <b>D II</b> | <b>1</b>  | <b>1</b> | <b>0</b> | <b>18</b> | <b>6</b>  |
| <b>1999</b> | <b>Adelphi University</b> | <b>D II</b> | <b>1</b>  | <b>1</b> | <b>0</b> | <b>11</b> | <b>8</b>  |
| <b>2001</b> | <b>Adelphi University</b> | <b>D II</b> | <b>2</b>  | <b>2</b> | <b>0</b> | <b>30</b> | <b>18</b> |
| 2011        | Adelphi University        | D II        | 2         | 1        | 1        | 22        | 20        |
| 2013        | Adelphi University        | D II        | 2         | 1        | 1        | 27        | 27        |
| 2014        | Adelphi University        | D II        | 2         | 1        | 1        | 17        | 19        |
| 2015        | Adelphi University        | D II        | 1         | 0        | 1        | 9         | 10        |
| 2017        | Adelphi University        | D II        | 2         | 1        | 1        | 19        | 26        |
| 2019        | Adelphi University        | D II        | 1         | 0        | 1        | 12        | 14        |
| 2022        | Adelphi University        | D II        | 1         | 0        | 1        | 4         | 9         |
| 2023        | Adelphi University        | D II        | 2         | 1        | 1        | 16        | 19        |

**BABSON COLLEGE**

|      |                | <u>DIV</u> | <u>GP</u> | <u>W</u> | <u>L</u> | <u>GF</u> | <u>GA</u> |
|------|----------------|------------|-----------|----------|----------|-----------|-----------|
| 1979 | Babson College | D II       | 1         | 0        | 1        | 7         | 22        |

**BALTIMORE**

|      |           | <u>DIV</u> | <u>GP</u> | <u>W</u> | <u>L</u> | <u>GF</u> | <u>GA</u> |
|------|-----------|------------|-----------|----------|----------|-----------|-----------|
| 1974 | Baltimore | D II       | 1         | 0        | 1        | 11        | 22        |
| 1976 | Baltimore | D II       | 2         | 1        | 1        | 10        | 13        |
| 1977 | Baltimore | D II       | 2         | 1        | 1        | 23        | 36        |
| 1978 | Baltimore | D II       | 1         | 0        | 1        | 15        | 23        |

**BELMONT ABBEY COLLEGE**

|      |                       | <u>DIV</u> | <u>GP</u> | <u>W</u> | <u>L</u> | <u>GF</u> | <u>GA</u> |
|------|-----------------------|------------|-----------|----------|----------|-----------|-----------|
| 2019 | Belmont Abbey College | D II       | 1         | 0        | 1        | 13        | 14        |

**BENTLEY UNIVERSITY**

|      |         | <u>DIV</u> | <u>GP</u> | <u>W</u> | <u>L</u> | <u>GF</u> | <u>GA</u> |
|------|---------|------------|-----------|----------|----------|-----------|-----------|
| 2023 | Bentley | D II       | 1         | 0        | 1        | 8         | 9         |

**BRYANT UNIVERSITY**

|      |                   | <u>DIV</u> | <u>GP</u> | <u>W</u> | <u>L</u> | <u>GF</u> | <u>GA</u> |
|------|-------------------|------------|-----------|----------|----------|-----------|-----------|
| 2008 | Bryant University | D II       | 1         | 0        | 1        | 2         | 11        |

**COLORADO MESA UNIVERSITY**

|      |                          | <u>DIV</u> | <u>GP</u> | <u>W</u> | <u>L</u> | <u>GF</u> | <u>GA</u> |
|------|--------------------------|------------|-----------|----------|----------|-----------|-----------|
| 2018 | Colorado Mesa University | D II       | 1         | 0        | 1        | 12        | 14        |

**STATE UNIVERSITY OF NEW YORK COLLEGE AT CORTLAND**

|             |                      | <u>DIV</u>  | <u>GP</u> | <u>W</u> | <u>L</u> | <u>GF</u> | <u>GA</u> |
|-------------|----------------------|-------------|-----------|----------|----------|-----------|-----------|
| 1974        | SUNY Cortland        | D II        | 2         | 1        | 1        | 26        | 27        |
| <b>1975</b> | <b>SUNY Cortland</b> | <b>D II</b> | <b>3</b>  | <b>3</b> | <b>0</b> | <b>37</b> | <b>25</b> |
| 1976        | SUNY Cortland        | D II        | 1         | 0        | 1        | 11        | 12        |
| 1977        | SUNY Cortland        | D II        | 2         | 1        | 1        | 19        | 24        |
| 1978        | SUNY Cortland        | D II        | 2         | 1        | 1        | 22        | 36        |
| 1979        | SUNY Cortland        | D II        | 2         | 1        | 1        | 20        | 23        |

**C.W. POST CAMPUS OF LONG ISLAND UNIVERSITY / L.I.U. POST**

|             |   | <u>DIV</u>  | <u>GP</u> | <u>W</u> | <u>L</u> | <u>GF</u> | <u>GA</u> |
|-------------|---|-------------|-----------|----------|----------|-----------|-----------|
| 1977        | C.W. Post-Long Island University        | D II        | 1         | 0        | 1        | 7         | 12        |
| 1993        | C.W. Post-Long Island University        | D II        | 1         | 0        | 1        | 7         | 11        |
| <b>1996</b> | <b>C.W. Post-Long Island University</b> | <b>D II</b> | <b>1</b>  | <b>1</b> | <b>0</b> | <b>15</b> | <b>10</b> |
| 1998        | C.W. Post-Long Island University        | D II        | 1         | 0        | 1        | 6         | 18        |
| 1999        | C.W. Post-Long Island University        | D II        | 1         | 0        | 1        | 8         | 11        |
| 2000        | C.W. Post-Long Island University        | D II        | 1         | 0        | 1        | 9         | 10        |
| 2001        | C.W. Post-Long Island University        | D II        | 1         | 0        | 1        | 8         | 16        |
| 2005        | C.W. Post-Long Island University        | D II        | 1         | 0        | 1        | 9         | 21        |
| <b>2009</b> | <b>C.W. Post-Long Island University</b> | <b>D II</b> | <b>2</b>  | <b>2</b> | <b>0</b> | <b>20</b> | <b>16</b> |
| <b>2010</b> | <b>C.W. Post-Long Island University</b> | <b>D II</b> | <b>2</b>  | <b>2</b> | <b>0</b> | <b>23</b> | <b>17</b> |
| 2011        | C.W. Post-Long Island University        | D II        | 1         | 0        | 1        | 4         | 14        |
| 2013        | LIU Post                                | D II        | 1         | 0        | 1        | 8         | 9         |
| 2014        | LIU Post                                | D II        | 3         | 2        | 1        | 29        | 25        |
| 2015        | LIU Post                                | D II        | 1         | 0        | 1        | 8         | 16        |
| 2016        | LIU Post                                | D II        | 1         | 0        | 1        | 13        | 15        |

**DOWLING COLLEGE**

|             |                        | <u>DIV</u>  | <u>GP</u> | <u>W</u> | <u>L</u> | <u>GF</u> | <u>GA</u> |
|-------------|------------------------|-------------|-----------|----------|----------|-----------|-----------|
| 2006        | Dowling College        | D II        | 2         | 1        | 1        | 31        | 26        |
| 2010        | Dowling College        | D II        | 1         | 0        | 1        | 8         | 9         |
| <b>2012</b> | <b>Dowling College</b> | <b>D II</b> | <b>2</b>  | <b>2</b> | <b>0</b> | <b>18</b> | <b>16</b> |
| 2014        | Dowling College        | D II        | 1         | 0        | 1        | 7         | 8         |

**FAIRLEIGH DICKINSON UNIVERSITY – MADISON**

|      |             | <u>DIV</u> | <u>GP</u> | <u>W</u> | <u>L</u> | <u>GF</u> | <u>GA</u> |
|------|-------------|------------|-----------|----------|----------|-----------|-----------|
| 1976 | FDU-Madison | D II       | 1         | 0        | 1        | 6         | 19        |

**HOBART COLLEGE**

|             |                       | <u>DIV</u>  | <u>GP</u> | <u>W</u> | <u>L</u> | <u>GF</u> | <u>GA</u> |
|-------------|-----------------------|-------------|-----------|----------|----------|-----------|-----------|
| 1974        | Hobart College        | D II        | 3         | 2        | 1        | 46        | 34        |
| 1975        | Hobart College        | D II        | 3         | 2        | 1        | 46        | 29        |
| <b>1976</b> | <b>Hobart College</b> | <b>D II</b> | <b>4</b>  | <b>4</b> | <b>0</b> | <b>61</b> | <b>26</b> |
| <b>1977</b> | <b>Hobart College</b> | <b>D II</b> | <b>3</b>  | <b>3</b> | <b>0</b> | <b>64</b> | <b>38</b> |
| 1978        | Hobart College        | D II        | 3         | 2        | 1        | 66        | 29        |
| 1979        | Hobart College        | D II        | 1         | 0        | 1        | 11        | 12        |

**UNIVERSITY OF INDIANAPOLIS**

|      |                            | <u>DIV</u> | <u>GP</u> | <u>W</u> | <u>L</u> | <u>GF</u> | <u>GA</u> |
|------|----------------------------|------------|-----------|----------|----------|-----------|-----------|
| 2019 | University of Indianapolis | D II       | 3         | 2        | 1        | 37        | 44        |
| 2021 | University of Indianapolis | D II       | 1         | 0        | 1        | 9         | 10        |
| 2022 | University of Indianapolis | D II       | 1         | 0        | 1        | 10        | 11        |
| 2023 | University of Indianapolis | D II       | 2         | 1        | 1        | 21        | 21        |

**ITHACA COLLEGE**

|      |                | <u>DIV</u> | <u>GP</u> | <u>W</u> | <u>L</u> | <u>GF</u> | <u>GA</u> |
|------|----------------|------------|-----------|----------|----------|-----------|-----------|
| 1978 | Ithaca College | D II       | 2         | 1        | 1        | 21        | 38        |
| 1979 | Ithaca College | D II       | 1         | 0        | 1        | 9         | 11        |

**KUTZTOWN UNIVERSITY OF PENNSYLVANIA**

|      |                     | <u>DIV</u> | <u>GP</u> | <u>W</u> | <u>L</u> | <u>GF</u> | <u>GA</u> |
|------|---------------------|------------|-----------|----------|----------|-----------|-----------|
| 1976 | Kutztown University | D II       | 1         | 0        | 1        | 17        | 22        |

**LAKE ERIE COLLEGE**

|      |                   | <u>DIV</u> | <u>GP</u> | <u>W</u> | <u>L</u> | <u>GF</u> | <u>GA</u> |
|------|-------------------|------------|-----------|----------|----------|-----------|-----------|
| 2013 | Lake Erie College | D II       | 1         | 0        | 1        | 9         | 10        |
| 2015 | Lake Erie College | D II       | 2         | 1        | 1        | 21        | 23        |

**LE MOYNE COLLEGE**

|             |                         | <u>DIV</u>  | <u>GP</u> | <u>W</u> | <u>L</u> | <u>GF</u> | <u>GA</u> |
|-------------|-------------------------|-------------|-----------|----------|----------|-----------|-----------|
| 2002        | Le Moyne College        | D II        | 1         | 0        | 1        | 9         | 12        |
| 2003        | Le Moyne College        | D II        | 1         | 0        | 1        | 1         | 12        |
| 2004        | Le Moyne College        | D II        | 2         | 2        | 0        | 18        | 15        |
| 2005        | Le Moyne College        | D II        | 1         | 0        | 1        | 8         | 9         |
| <b>2006</b> | <b>Le Moyne College</b> | <b>D II</b> | <b>2</b>  | <b>2</b> | <b>0</b> | <b>34</b> | <b>8</b>  |
| <b>2007</b> | <b>Le Moyne College</b> | <b>D II</b> | <b>2</b>  | <b>2</b> | <b>0</b> | <b>14</b> | <b>10</b> |
| 2008        | Le Moyne College        | D II        | 2         | 1        | 1        | 22        | 18        |
| 2009        | Le Moyne College        | D II        | 2         | 1        | 1        | 22        | 13        |
| 2010        | Le Moyne College        | D II        | 2         | 1        | 1        | 20        | 21        |
| 2012        | Le Moyne College        | D II        | 1         | 0        | 1        | 8         | 10        |
| <b>2013</b> | <b>Le Moyne College</b> | <b>D II</b> | <b>3</b>  | <b>3</b> | <b>0</b> | <b>36</b> | <b>31</b> |
| 2014        | Le Moyne College        | D II        | 1         | 0        | 1        | 3         | 9         |
| 2015        | Le Moyne College        | D II        | 3         | 2        | 1        | 30        | 24        |
| <b>2016</b> | <b>Le Moyne College</b> | <b>D II</b> | <b>3</b>  | <b>3</b> | <b>0</b> | <b>24</b> | <b>15</b> |
| 2017        | Le Moyne College        | D II        | 1         | 0        | 1        | 5         | 10        |
| 2018        | Le Moyne College        | D II        | 1         | 0        | 1        | 10        | 14        |
| 2019        | Le Moyne College        | D II        | 2         | 1        | 1        | 28        | 19        |
| <b>2021</b> | <b>Le Moyne College</b> | <b>D II</b> | <b>3</b>  | <b>3</b> | <b>0</b> | <b>34</b> | <b>22</b> |
| 2022        | Le Moyne College        | D II        | 3         | 2        | 1        | 36        | 24        |
| 2023        | Le Moyne College        | D II        | 2         | 1        | 1        | 21        | 18        |

**LENOIR-RHYNE UNIVERSITY**

|             |                                | <u>DIV</u>  | <u>GP</u> | <u>W</u> | <u>L</u> | <u>GF</u> | <u>GA</u> |
|-------------|--------------------------------|-------------|-----------|----------|----------|-----------|-----------|
| 2017        | Lenoir-Rhyne University        | D II        | 1         | 0        | 1        | 8         | 11        |
| 2018        | Lenoir-Rhyne University        | D II        | 2         | 1        | 1        | 25        | 24        |
| 2021        | Lenoir-Rhyne University        | D II        | 3         | 2        | 1        | 40        | 37        |
| 2022        | Lenoir-Rhyne University        | D II        | 2         | 1        | 1        | 22        | 23        |
| <b>2023</b> | <b>Lenoir-Rhyne University</b> | <b>D II</b> | <b>4</b>  | <b>4</b> | <b>0</b> | <b>62</b> | <b>33</b> |

**LIMESTONE COLLEGE**

|             |                          | <u>DIV</u>  | <u>GP</u> | <u>W</u> | <u>L</u> | <u>GF</u> | <u>GA</u> |
|-------------|--------------------------|-------------|-----------|----------|----------|-----------|-----------|
| <b>2000</b> | <b>Limestone College</b> | <b>D II</b> | <b>1</b>  | <b>1</b> | <b>0</b> | <b>10</b> | <b>9</b>  |
| 2001        | Limestone College        | D II        | 2         | 1        | 1        | 30        | 16        |
| <b>2002</b> | <b>Limestone College</b> | <b>D II</b> | <b>2</b>  | <b>2</b> | <b>0</b> | <b>22</b> | <b>16</b> |
| 2003        | Limestone College        | D II        | 2         | 1        | 1        | 16        | 13        |
| 2004        | Limestone College        | D II        | 2         | 1        | 1        | 24        | 23        |
| 2005        | Limestone College        | D II        | 2         | 1        | 1        | 22        | 22        |
| 2006        | Limestone College        | D II        | 1         | 0        | 1        | 3         | 22        |
| 2007        | Limestone College        | D II        | 1         | 0        | 1        | 5         | 8         |
| 2008        | Limestone College        | D II        | 1         | 0        | 1        | 8         | 11        |
| 2009        | Limestone College        | D II        | 1         | 0        | 1        | 9         | 12        |
| 2010        | Limestone College        | D II        | 1         | 0        | 1        | 7         | 11        |
| 2011        | Limestone College        | D II        | 1         | 0        | 1        | 11        | 14        |
| 2013        | Limestone College        | D II        | 2         | 1        | 1        | 33        | 31        |
| 2012        | Limestone College        | D II        | 2         | 1        | 1        | 20        | 19        |
| 2014        | Limestone College        | D II        | 3         | 3        | 0        | 41        | 21        |
| <b>2015</b> | <b>Limestone College</b> | <b>D II</b> | <b>3</b>  | <b>3</b> | <b>0</b> | <b>40</b> | <b>21</b> |
| 2016        | Limestone College        | D II        | 3         | 2        | 1        | 32        | 24        |
| <b>2017</b> | <b>Limestone College</b> | <b>D II</b> | <b>3</b>  | <b>3</b> | <b>0</b> | <b>37</b> | <b>24</b> |
| 2019        | Limestone College        | D II        | 3         | 2        | 1        | 36        | 34        |
| 2022        | Limestone College        | D II        | 2         | 1        | 1        | 25        | 33        |
| 2023        | Limestone College        | D II        | 2         | 1        | 1        | 22        | 28        |

**LINDENWOOD UNIVERSITY**

|      |                       | <u>DIV</u> | <u>GP</u> | <u>W</u> | <u>L</u> | <u>GF</u> | <u>GA</u> |
|------|-----------------------|------------|-----------|----------|----------|-----------|-----------|
| 2015 | Lindenwood University | D II       | 1         | 0        | 1        | 9         | 15        |
| 2022 | Lindenwood University | D II       | 1         | 0        | 1        | 11        | 20        |

**LOYOLA COLLEGE IN MARYLAND**

|      |                            | <u>DIV</u> | <u>GP</u> | <u>W</u> | <u>L</u> | <u>GF</u> | <u>GA</u> |
|------|----------------------------|------------|-----------|----------|----------|-----------|-----------|
| 1979 | Loyola College in Maryland | D II       | 1         | 0        | 1        | 12        | 13        |
| 1981 | Loyola College in Maryland | D II       | 1         | 0        | 1        | 14        | 17        |

**UNIVERSITY OF MARYLAND - BALTIMORE COUNTY**

|             |   | <u>DIV</u>  | <u>GP</u> | <u>W</u> | <u>L</u> | <u>GF</u> | <u>GA</u> |
|-------------|---|-------------|-----------|----------|----------|-----------|-----------|
| 1974        | University of Maryland - Baltimore        | D II        | 1         | 0        | 1        | 13        | 16        |
| 1975        | University of Maryland - Baltimore        | D II        | 1         | 0        | 1        | 8         | 9         |
| 1976        | University of Maryland - Baltimore        | D II        | 1         | 0        | 1        | 6         | 8         |
| 1977        | University of Maryland - Baltimore        | D II        | 2         | 1        | 1        | 26        | 18        |
| 1978        | University of Maryland - Baltimore        | D II        | 2         | 1        | 1        | 23        | 22        |
| 1979        | University of Maryland - Baltimore        | D II        | 4         | 3        | 1        | 64        | 45        |
| <b>1980</b> | <b>University of Maryland - Baltimore</b> | <b>D II</b> | <b>1</b>  | <b>1</b> | <b>0</b> | <b>23</b> | <b>14</b> |

**MERCY COLLEGE**

|      |               | <u>DIV</u> | <u>GP</u> | <u>W</u> | <u>L</u> | <u>GF</u> | <u>GA</u> |
|------|---------------|------------|-----------|----------|----------|-----------|-----------|
| 2019 | Mercy College | D II       | 2         | 1        | 1        | 19        | 24        |
| 2021 | Mercy College | D II       | 0         | 0        | 0        | 0         | 0         |
| 2022 | Mercy College | D II       | 3         | 2        | 1        | 30        | 32        |
| 2023 | Mercy College | D II       | 1         | 0        | 1        | 16        | 17        |

**MERCYHURST COLLEGE  
MERCYHURST UNIVERSITY**

|             |                           | <u>DIV</u>  | <u>GP</u> | <u>W</u> | <u>L</u> | <u>GF</u> | <u>GA</u> |
|-------------|---------------------------|-------------|-----------|----------|----------|-----------|-----------|
| 2003        | Mercyhurst College        | D II        | 1         | 0        | 1        | 4         | 12        |
| 2004        | Mercyhurst College        | D II        | 1         | 0        | 1        | 12        | 14        |
| 2006        | Mercyhurst College        | D II        | 1         | 0        | 1        | 14        | 26        |
| 2007        | Mercyhurst College        | D II        | 2         | 1        | 1        | 18        | 16        |
| <b>2011</b> | <b>Mercyhurst College</b> | <b>D II</b> | <b>2</b>  | <b>2</b> | <b>0</b> | <b>23</b> | <b>12</b> |
| 2012        | Mercyhurst University     | D II        | 1         | 0        | 1        | 6         | 7         |
| 2013        | Mercyhurst University     | D II        | 3         | 2        | 1        | 38        | 37        |
| 2014        | Mercyhurst University     | D II        | 1         | 0        | 1        | 9         | 11        |
| 2016        | Mercyhurst University     | D II        | 1         | 0        | 1        | 8         | 10        |
| 2019        | Mercyhurst University     | D II        | 1         | 0        | 1        | 5         | 16        |
| 2021        | Mercyhurst University     | D II        | 1         | 0        | 1        | 9         | 11        |
| 2022        | Mercyhurst University     | D II        | 1         | 0        | 1        | 7         | 8         |
| 2023        | Mercyhurst University     | D II        | 3         | 2        | 1        | 26        | 39        |

**MERRIMACK COLLEGE**

|             |                          | <u>DIV</u>  | <u>GP</u> | <u>W</u> | <u>L</u> | <u>GF</u> | <u>GA</u> |
|-------------|--------------------------|-------------|-----------|----------|----------|-----------|-----------|
| 2009        | Merrimack College        | D II        | 1         | 0        | 1        | 5         | 15        |
| 2015        | Merrimack College        | D II        | 2         | 1        | 1        | 17        | 17        |
| 2016        | Merrimack College        | D II        | 2         | 1        | 1        | 19        | 21        |
| 2017        | Merrimack College        | D II        | 3         | 2        | 1        | 36        | 25        |
| <b>2018</b> | <b>Merrimack College</b> | <b>D II</b> | <b>3</b>  | <b>3</b> | <b>0</b> | <b>63</b> | <b>21</b> |
| <b>2019</b> | <b>Merrimack College</b> | <b>D II</b> | <b>4</b>  | <b>4</b> | <b>0</b> | <b>61</b> | <b>39</b> |

**MOUNT OLIVE COLLEGE**

|      |                     | <u>DIV</u> | <u>GP</u> | <u>W</u> | <u>L</u> | <u>GF</u> | <u>GA</u> |
|------|---------------------|------------|-----------|----------|----------|-----------|-----------|
| 2016 | Mount Olive College | D II       | 1         | 0        | 1        | 6         | 15        |
| 2021 | Mount Olive College | D II       | 1         | 0        | 1        | 8         | 24        |

**MORGAN STATE UNIVERSITY**

|      |                         | <u>DIV</u> | <u>GP</u> | <u>W</u> | <u>L</u> | <u>GF</u> | <u>GA</u> |
|------|-------------------------|------------|-----------|----------|----------|-----------|-----------|
| 1975 | Morgan State University | D II       | 1         | 0        | 1        | 8         | 17        |

**UNIVERSITY OF NEW HAVEN**

|      |                         | <u>DIV</u> | <u>GP</u> | <u>W</u> | <u>L</u> | <u>GF</u> | <u>GA</u> |
|------|-------------------------|------------|-----------|----------|----------|-----------|-----------|
| 1977 | University of New Haven | D II       | 1         | 0        | 1        | 9         | 15        |
| 1978 | University of New Haven | D II       | 1         | 0        | 1        | 5         | 24        |

**NEW YORK INSTITUTE OF TECHNOLOGY**

|             |   | <u>DIV</u>  | <u>GP</u> | <u>W</u> | <u>L</u> | <u>GF</u> | <u>GA</u> |
|-------------|---|-------------|-----------|----------|----------|-----------|-----------|
| 1994        | New York Institute of Technology        | D II        | 1         | 0        | 1        | 12        | 15        |
| <b>1997</b> | <b>New York Institute of Technology</b> | <b>D II</b> | <b>1</b>  | <b>1</b> | <b>0</b> | <b>18</b> | <b>11</b> |
| 2002        | New York Institute of Technology        | D II        | 2         | 1        | 1        | 21        | 20        |
| <b>2003</b> | <b>New York Institute of Technology</b> | <b>D II</b> | <b>2</b>  | <b>2</b> | <b>0</b> | <b>21</b> | <b>5</b>  |
| 2004        | New York Institute of Technology        | D II        | 1         | 0        | 1        | 5         | 7         |
| <b>2005</b> | <b>New York Institute of Technology</b> | <b>D II</b> | <b>2</b>  | <b>2</b> | <b>0</b> | <b>35</b> | <b>22</b> |
| 2007        | New York Institute of Technology        | D II        | 1         | 0        | 1        | 10        | 13        |
| <b>2008</b> | <b>New York Institute of Technology</b> | <b>D II</b> | <b>2</b>  | <b>2</b> | <b>0</b> | <b>27</b> | <b>19</b> |
| 2013        | New York Institute of Technology        | D II        | 1         | 0        | 1        | 11        | 14        |
| 2016        | New York Institute of Technology        | D II        | 1         | 0        | 1        | 7         | 8         |
| 2018        | New York Institute of Technology        | D II        | 1         | 0        | 1        | 6         | 24        |

**OHIO WESLEYAN UNIVERSITY**

|      |                          | <u>DIV</u> | <u>GP</u> | <u>W</u> | <u>L</u> | <u>GF</u> | <u>GA</u> |
|------|--------------------------|------------|-----------|----------|----------|-----------|-----------|
| 1975 | Ohio Wesleyan University | D II       | 1         | 0        | 1        | 8         | 18        |
| 1976 | Ohio Wesleyan University | D II       | 3         | 2        | 1        | 39        | 42        |
| 1977 | Ohio Wesleyan University | D II       | 2         | 1        | 1        | 29        | 34        |
| 1978 | Ohio Wesleyan University | D II       | 1         | 0        | 1        | 6         | 10        |
| 1979 | Ohio Wesleyan University | D II       | 1         | 0        | 1        | 12        | 14        |

**PACE UNIVERSITY**

|      |                 | <u>DIV</u> | <u>GP</u> | <u>W</u> | <u>L</u> | <u>GF</u> | <u>GA</u> |
|------|-----------------|------------|-----------|----------|----------|-----------|-----------|
| 2017 | Pace University | D II       | 1         | 0        | 1        | 9         | 10        |

**PLYMOUTH STATE COLLEGE**

|      |                        | <u>DIV</u> | <u>GP</u> | <u>W</u> | <u>L</u> | <u>GF</u> | <u>GA</u> |
|------|------------------------|------------|-----------|----------|----------|-----------|-----------|
| 1976 | Plymouth State College | D II       | 1         | 0        | 1        | 5         | 25        |

**QUEENS UNIVERSITY OF CHARLOTTE**

|      |                                | <u>DIV</u> | <u>GP</u> | <u>W</u> | <u>L</u> | <u>GF</u> | <u>GA</u> |
|------|--------------------------------|------------|-----------|----------|----------|-----------|-----------|
| 2014 | Queens University of Charlotte | D II       | 1         | 0        | 1        | 6         | 17        |
| 2019 | Queens University of Charlotte | D II       | 1         | 0        | 1        | 15        | 16        |

**ROANOKE COLLEGE**

|             |                        | <u>DIV</u>  | <u>GP</u> | <u>W</u> | <u>L</u> | <u>GF</u> | <u>GA</u> |
|-------------|------------------------|-------------|-----------|----------|----------|-----------|-----------|
| 1974        | Roanoke College        | D II        | 1         | 0        | 1        | 6         | 15        |
| 1976        | Roanoke College        | D II        | 1         | 0        | 1        | 15        | 17        |
| 1977        | Roanoke College        | D II        | 2         | 1        | 1        | 27        | 27        |
| <b>1978</b> | <b>Roanoke College</b> | <b>D II</b> | <b>3</b>  | <b>3</b> | <b>0</b> | <b>39</b> | <b>28</b> |
| 1979        | Roanoke College        | D II        | 1         | 0        | 1        | 9         | 14        |

**ROLLINS COLLEGE**

|      |                 | <u>DIV</u> | <u>GP</u> | <u>W</u> | <u>L</u> | <u>GF</u> | <u>GA</u> |
|------|-----------------|------------|-----------|----------|----------|-----------|-----------|
| 2023 | Rollins College | D II       | 1         | 0        | 1        | 8         | 14        |

**ST. ANDREWS PRESBYTERIAN COLLEGE**

|      |                                  | <u>DIV</u> | <u>GP</u> | <u>W</u> | <u>L</u> | <u>GF</u> | <u>GA</u> |
|------|----------------------------------|------------|-----------|----------|----------|-----------|-----------|
| 2002 | St. Andrews Presbyterian College | D II       | 1         | 0        | 1        | 7         | 11        |

**ST. ANSELM COLLEGE**

|      |                   | <u>DIV</u> | <u>GP</u> | <u>W</u> | <u>L</u> | <u>GF</u> | <u>GA</u> |
|------|-------------------|------------|-----------|----------|----------|-----------|-----------|
| 2021 | St. Anselm Collge | D II       | 2         | 1        | 1        | 19        | 22        |
| 2022 | St. Anselm Collge | D II       | 1         | 0        | 1        | 8         | 16        |
| 2023 | St. Anselm Collge | D II       | 2         | 1        | 1        | 26        | 26        |

**ST. LAWRENCE UNIVERSITY**

|      |                         | <u>DIV</u> | <u>GP</u> | <u>W</u> | <u>L</u> | <u>GF</u> | <u>GA</u> |
|------|-------------------------|------------|-----------|----------|----------|-----------|-----------|
| 1979 | St. Lawrence University | D II       | 3         | 2        | 1        | 39        | 39        |

**SAINT LEO UNIVERSITY**

|      |                      | <u>DIV</u> | <u>GP</u> | <u>W</u> | <u>L</u> | <u>GF</u> | <u>GA</u> |
|------|----------------------|------------|-----------|----------|----------|-----------|-----------|
| 2018 | Saint Leo University | D II       | 3         | 2        | 1        | 30        | 45        |

**SALISBURY STATE COLLEGE**

|      |                         | <u>DIV</u> | <u>GP</u> | <u>W</u> | <u>L</u> | <u>GF</u> | <u>GA</u> |
|------|-------------------------|------------|-----------|----------|----------|-----------|-----------|
| 1975 | Salisbury State College | D II       | 1         | 0        | 1        | 7         | 17        |
| 1977 | Salisbury State College | D II       | 1         | 0        | 1        | 10        | 11        |
| 1978 | Salisbury State College | D II       | 1         | 0        | 1        | 9         | 15        |
| 1979 | Salisbury State College | D II       | 2         | 1        | 1        | 17        | 29        |

**SETON HILL UNIVERSITY**

|      |                       | <u>DIV</u> | <u>GP</u> | <u>W</u> | <u>L</u> | <u>GF</u> | <u>GA</u> |
|------|-----------------------|------------|-----------|----------|----------|-----------|-----------|
| 2013 | Seton Hill University | D II       | 1         | 0        | 1        | 13        | 16        |
| 2018 | Seton Hill University | D II       | 2         | 1        | 1        | 23        | 26        |
| 2019 | Seton Hill University | D II       | 1         | 0        | 1        | 10        | 15        |
| 2021 | Seton Hill University | D II       | 1         | 0        | 1        | 11        | 12        |
| 2022 | Seton Hill University | D II       | 2         | 1        | 1        | 18        | 18        |

**SPRINGFIELD COLLEGE**

|             |                            | <u>DIV</u>  | <u>GP</u> | <u>W</u> | <u>L</u> | <u>GF</u> | <u>GA</u> |
|-------------|----------------------------|-------------|-----------|----------|----------|-----------|-----------|
| <b>1994</b> | <b>Springfield College</b> | <b>D II</b> | <b>1</b>  | <b>1</b> | <b>0</b> | <b>15</b> | <b>12</b> |
| 1995        | Springfield College        | D II        | 1         | 0        | 1        | 10        | 12        |

**UNIVERSITY OF TAMPA**

|             |                            | <u>DIV</u>  | <u>GP</u> | <u>W</u> | <u>L</u> | <u>GF</u> | <u>GA</u> |
|-------------|----------------------------|-------------|-----------|----------|----------|-----------|-----------|
| 2014        | University of Tampa        | D II        | 2         | 1        | 1        | 21        | 23        |
| 2015        | University of Tampa        | D II        | 1         | 0        | 1        | 7         | 15        |
| 2016        | University of Tampa        | D II        | 2         | 1        | 1        | 20        | 21        |
| 2017        | University of Tampa        | D II        | 2         | 1        | 1        | 21        | 20        |
| 2018        | University of Tampa        | D II        | 1         | 0        | 1        | 11        | 12        |
| 2019        | University of Tampa        | D II        | 2         | 1        | 1        | 24        | 18        |
| 2021        | University of Tampa        | D II        | 2         | 1        | 1        | 39        | 24        |
| <b>2022</b> | <b>University of Tampa</b> | <b>D II</b> | <b>3</b>  | <b>3</b> | <b>0</b> | <b>43</b> | <b>26</b> |
| 2023        | University of Tampa        | D II        | 1         | 0        | 1        | 9         | 10        |



**TOWSON STATE COLLEGE  
TOWSON STATE UNIVERSITY**

|             |                             | <u>DIV</u>  | <u>GP</u> | <u>W</u> | <u>L</u> | <u>GF</u> | <u>GA</u> |
|-------------|-----------------------------|-------------|-----------|----------|----------|-----------|-----------|
| <b>1974</b> | <b>Towson State College</b> | <b>D II</b> | <b>3</b>  | <b>3</b> | <b>0</b> | <b>62</b> | <b>37</b> |
| 1975        | Towson State College        | D II        | 2         | 1        | 1        | 26        | 24        |
| 1976        | Towson State University     | D II        | 1         | 0        | 1        | 6         | 10        |
| 1977        | Towson State University     | D II        | 1         | 0        | 1        | 13        | 18        |
| 1978        | Towson State University     | D II        | 2         | 1        | 1        | 36        | 18        |
| 1979        | Towson State University     | D II        | 2         | 1        | 1        | 29        | 20        |

**WASHINGTON COLLEGE (MARYLAND)**

|      |                         | <u>DIV</u> | <u>GP</u> | <u>W</u> | <u>L</u> | <u>GF</u> | <u>GA</u> |
|------|-------------------------|------------|-----------|----------|----------|-----------|-----------|
| 1974 | Washington College (MD) | D II       | 1         | 0        | 1        | 13        | 14        |
| 1975 | Washington College (MD) | D II       | 2         | 1        | 1        | 23        | 24        |
| 1976 | Washington College (MD) | D II       | 3         | 2        | 1        | 52        | 33        |
| 1977 | Washington College (MD) | D II       | 3         | 2        | 1        | 45        | 43        |
| 1978 | Washington College (MD) | D II       | 2         | 1        | 1        | 20        | 22        |

**WINGATE UNIVERSITY**

|      |                    | <u>DIV</u> | <u>GP</u> | <u>W</u> | <u>L</u> | <u>GF</u> | <u>GA</u> |
|------|--------------------|------------|-----------|----------|----------|-----------|-----------|
| 2001 | Wingate University | D II       | 1         | 0        | 1        | 2         | 20        |
| 2017 | Wingate University | D II       | 1         | 0        | 1        | 5         | 14        |
| 2019 | Wingate University | D II       | 1         | 0        | 1        | 6         | 13        |
| 2021 | Wingate University | D II       | 2         | 1        | 1        | 20        | 27        |
| 2022 | Wingate University | D II       | 2         | 1        | 1        | 34        | 28        |
| 2023 | Wingate University | D II       | 1         | 0        | 1        | 10        | 11        |

## NCAA LACROSSE – DIVISION III

### 1980 NCAA DIVISION III

#### FIRST ROUND

Hobart 37, Mass. Inst. Tech. 1  
Salisbury State 15, St. Lawrence 11  
SUNY Cortland 13, Ohio Wesleyan 9  
Ithaca 15, Washington (MD) 14 (OT)

#### SEMI-FINALS

Hobart 21, Salisbury State 5  
SUNY Cortland 11, Ithaca 9

#### CHAMPIONSHIP

Hobart 11, SUNY Cortland 8

### 1981 NCAA DIVISION III

#### FIRST ROUND

Hobart 27, FDU-Madison 4  
Washington (MD) 12, Roanoke 11  
SUNY Cortland 18, Ohio Wesleyan 5  
Salisbury State 18, St. Lawrence 11

#### SEMI-FINALS

Hobart 23, Washington (MD) 6  
SUNY Cortland 14, Salisbury State 9

#### CHAMPIONSHIP

Hobart 10, SUNY Cortland 8

### 1982 NCAA DIVISION III

#### FIRST ROUND

Hobart 22, Hampden-Sydney 11  
Salisbury State 11, Denison 8  
Washington (MD) 22, Springfield 14  
Roanoke 14, St. Lawrence 7

#### SEMI-FINALS

Hobart 22, Salisbury State 4  
Washington (MD) 19, Roanoke 11

#### CHAMPIONSHIP

Hobart 9, Washington (MD) 8 (OT)

### 1983 NCAA DIVISION III

#### FIRST ROUND

Hobart 14, St. Lawrence 8  
Ohio Wesleyan 9, Rochester Inst. Tech. 6  
Washington (MD) 19, Salisbury State 7  
Roanoke 14, Ithaca 11

#### SEMI-FINALS

Hobart 22, Ohio Wesleyan 7  
Roanoke 13, Washington (MD) 9

#### CHAMPIONSHIP

Hobart 13, Roanoke 9

### 1984 NCAA DIVISION III

#### FIRST ROUND

Hobart 21, Denison 12  
Rochester Inst. Tech. 11, St. Lawrence 6  
Washington (MD) 16, Swarthmore 3  
Salisbury State 12, SUNY Cortland 7

#### SEMI-FINALS

Hobart 15, Rochester Inst. Tech. 6  
Washington (MD) 13, Salisbury State 8

#### CHAMPIONSHIP

Hobart 12, Washington (MD) 5

### 1985 NCAA DIVISION III

#### FIRST ROUND

Washington (MD) 28, Springfield 10  
SUNY Cortland 11, Ohio Wesleyan 5  
Rochester Inst. Tech. 12, Roanoke 4  
Hobart 17, Denison 8

#### SEMI-FINALS

Washington (MD) 16, SUNY Cortland 10  
Hobart 16, Rochester Inst. Tech. 8

#### CHAMPIONSHIP

Hobart 15, Washington (MD) 8

### 1986 NCAA DIVISION III

#### FIRST ROUND

Hobart 29, Roanoke 1  
SUNY Cortland 18, Roch. Inst. Tech. 11  
Ohio Wesleyan 10, Denison 6  
Washington (MD) 24, Salisbury State 4

#### SEMI-FINALS

Hobart 22, SUNY Cortland 8  
Washington (MD) 11, Ohio Wesleyan 4

#### CHAMPIONSHIP

Hobart 13, Washington (MD) 10

### 1987 NCAA DIVISION III

#### FIRST ROUND

Ohio Wesleyan 12, Washington (MD) 3  
Washington & Lee 19, Roanoke 11  
Hobart 15, SUNY Cortland 7  
Rochester Inst. Tech. 14, St. Lawrence 11

#### SEMI-FINALS

Ohio Wesleyan 17, Washington & Lee 4  
Hobart 14, Rochester Inst. Tech. 4

#### CHAMPIONSHIP

Hobart 9, Ohio Wesleyan 5

### 1988 NCAA DIVISION III

#### FIRST ROUND

Ohio Wesleyan 10, Denison 5  
Franklin & Marshall 11, SUNY Cortland 5  
Roanoke 10, Washington (MD) 8  
Hobart 17, Nazareth 12

#### SEMI-FINALS

Ohio Wesleyan 19, Franklin & Marshall 6  
Hobart 19, Roanoke 6

#### CHAMPIONSHIP

Hobart 18, Ohio Wesleyan 9

### 1989 NCAA DIVISION III

#### FIRST ROUND

Hobart 14, SUNY Cortland 6  
Nazareth 25, Salisbury State 10  
Ohio Wesleyan 12, Gettysburg 5  
Washington (MD) 12, Hampden-Sydney 5

#### SEMI-FINALS

Hobart 14, Nazareth 10  
Ohio Wesleyan 9, Washington (MD) 8 (OT)

#### CHAMPIONSHIP

Hobart 11, Ohio Wesleyan 8

### 1990 NCAA DIVISION III

#### FIRST ROUND

Hobart 20, Rochester Inst. Tech. 11  
Salisbury State 17, Franklin & Marshall 7  
Ohio Wesleyan 16, Alfred 10  
Washington (MD) 16, Springfield 10

#### SEMI-FINALS

Hobart 23, Salisbury State 5  
Washington (MD) 14, Ohio Wesleyan 11

#### CHAMPIONSHIP

Hobart 18, Washington (MD) 6

### 1991 NCAA DIVISION III

#### FIRST ROUND

Nazareth 17, Gettysburg 10  
Hobart 19, Clarkson 11  
Salisbury State 16, Ithaca 10  
Ohio Wesleyan 19, Washington & Lee 10

#### SEMI-FINALS

Hobart 19, Nazareth 17  
Salisbury State 18, Ohio Wesleyan 12

#### CHAMPIONSHIP

Hobart 12, Salisbury State 11

**1992 NCAA DIVISION III**

## FIRST ROUND

Hobart 17, Alfred 7  
 Nazareth 22, Clarkson 11  
 Roanoke 16, Gettysburg 15  
 Ithaca 21, Salisbury State 9

## SEMI-FINALS

Nazareth 13, Hobart 12 (OT)  
 Roanoke 20, Ithaca 10

## CHAMPIONSHIP

Nazareth 22, Roanoke 11

**1995 NCAA DIVISION III**

## QUARTER-FINALS

Salisbury State 23, Hampden-Sydney 8  
 Gettysburg 15, Franklin & Marshall 9  
 Ohio Wesleyan 16, Roch. Inst. Tech. 15  
 Nazareth 16, Hartwick 8

## SEMI-FINALS

Salisbury State 21, Gettysburg 9  
 Nazareth 14, Ohio Wesleyan 13

## CHAMPIONSHIP

Salisbury State 22, Nazareth 13

**1998 NCAA DIVISION III**

## FIRST ROUND

Washington & Lee 16, Denison 13  
 Middlebury 16, Ithaca 15  
 Washington (MD) 11, Roanoke 7  
 Gettysburg 16, SUNY Cortland 8

## QUARTER-FINALS

Ohio Wesleyan 17, Washington & Lee 8  
 Nazareth 14, Middlebury 7  
 Washington (MD) 13, Hampden-Sydney 9  
 Salisbury State 16, Gettysburg 11

## SEMI-FINALS

Nazareth 10, Ohio Wesleyan 9  
 Washington (MD) 12, Salisbury State 10

## CHAMPIONSHIP

Washington (MD) 16, Nazareth 10

**1993 NCAA DIVISION III**

## FIRST ROUND

Washington (MD) 12, Salisbury State 11  
 Ohio Wesleyan 8, Washington & Lee 7  
 Nazareth 15, Alfred 8  
 Hobart 19, Gettysburg 8

## SEMI-FINALS

Ohio Wesleyan 14, Washington (MD) 8  
 Hobart 20, Nazareth 16

## CHAMPIONSHIP

Hobart 16, Ohio Wesleyan 10

**1996 NCAA DIVISION III**

## QUARTER-FINALS

Salisbury State 17, Roanoke 8  
 Washington (MD) 12, Middlebury 10  
 Ohio Wesleyan 16, Denison 6  
 Nazareth 14, Gettysburg 10

## SEMI-FINALS

Nazareth 17, Ohio Wesleyan 11  
 Washington (MD) 11, Salisbury State 10

## CHAMPIONSHIP

Nazareth 11, Washington (MD) 10 (OT)

**1999 NCAA DIVISION III**

## FIRST ROUND

Rochester Inst of Tech 10, Nazareth 6  
 Middlebury 19, SUNY Oneonta 6  
 Hampden-Sydney 17, Lynchburg 9  
 Denison 12, Ohio Wesleyan 8

## QUARTER-FINALS

Roch. Inst. Tech. 14, Gettysburg 13 (OT)  
 Middlebury 16, Washington (MD) 7  
 Salisbury State 15, Hampden-Sydney 10  
 Denison 17, Washington & Lee 7

## SEMI-FINALS

Middlebury 15, Rochester Inst. Tech. 14  
 Salisbury State 13, Denison 6

## CHAMPIONSHIP

Salisbury State 16, Middlebury 6

**1994 NCAA DIVISION III**

## FIRST ROUND

Salisbury State 24, Washington (MD) 6  
 Gettysburg 11, Denison 10 (3 OT)  
 Nazareth 14, Rochester Inst. Tech. 13 (OT)  
 Hobart 19, Alfred 13

## SEMI-FINALS

Salisbury State 20, Gettysburg 11  
 Hobart 18, Nazareth 14

## CHAMPIONSHIP

Salisbury State 15, Hobart 9

**1997 NCAA DIVISION III**

## QUARTER-FINALS

Gettysburg 10, Salisbury State 9 (2OT)  
 Washington (MD) 14, Roanoke 9  
 Ohio Wesleyan 18, Denison 13  
 Nazareth 17, Alfred 6

## SEMI-FINALS

Washington (MD) 10, Gettysburg 9  
 Nazareth 16, Ohio Wesleyan 9

## CHAMPIONSHIP

Nazareth 15, Washington (MD) 14 (OT)

**2000 NCAA DIVISION III**

## FIRST ROUND

Middlebury 24, New England 5  
 Washington (MD) 21, Rensselaer 8  
 Washington & Lee 22, Kenyon 4  
 Rochester Inst Tech 13, Springfield 12 (OT)  
 Gettysburg 19, Widener 6  
 Ohio Wesleyan 13, Denison 10

## QUARTER-FINALS

Salisbury State 21, Washington (MD) 9  
 Middlebury 12, Rochester Inst. Tech. 9  
 Washington & Lee 12, Gettysburg 10  
 Nazareth 16, Ohio Wesleyan 8

## SEMI-FINALS

Middlebury 13, Nazareth 6  
 Salisbury State 10, Washington & Lee 9

## CHAMPIONSHIP

Middlebury 16, Salisbury State 12

**2001 NCAA DIVISION III****FIRST ROUND**

Springfield 11, Eastern Connecticut State 9  
 Denison 10, Hampden-Sydney 5  
 Salisbury 16, Stevens Technical 3  
 Rensselaer 9, SUNY Cortland 7  
 Middlebury 29, Endicott 3  
 Ithaca 14, Messiah 8

**QUARTER-FINALS**

Gettysburg 16, Springfield 12  
 Denison 11, Salisbury 6  
 Nazareth 15, Rensselaer 14  
 Middlebury 18, Ithaca 7

**SEMI-FINALS**

Gettysburg 13, Denison 7  
 Middlebury 21, Nazareth 14

**CHAMPIONSHIP**

Middlebury 15, Gettysburg 10

**2004 NCAA DIVISION III****FIRST ROUND**

SUNY Geneseo 19, Endicott 4

**PRELIMINARY ROUND**

Middlebury 14, SUNY Geneseo 5  
 Stevens Institute 8, Springfield 4  
 Nazareth 18, Eastern Connecticut State 4  
 SUNY Cortland 14, Clarkson 3  
 Salisbury 13, Wooster 2  
 Washington & Lee 12, Messiah 8  
 Gettysburg 18, Cabrini 2  
 Washington (MD) 9, Whittier 8

**QUARTER-FINALS**

Middlebury 17, Stevens Institute 5  
 Nazareth 10, SUNY Cortland 8  
 Salisbury 15, Washington & Lee 6  
 Washington (MD) 9, Gettysburg 8

**SEMI-FINALS**

Nazareth 12, Middlebury 8  
 Salisbury 13, Washington (MD) 11

**CHAMPIONSHIP**

Salisbury 13, Nazareth 9

**2002 NCAA DIVISION III****FIRST ROUND**

Ithaca 16, Western New England 15 (OT)  
 SUNY Cortland 9, Clarkson 1  
 Whittier 19, Eastern Connecticut State 8  
 Middlebury 26, New England College 4  
 Washington (MD) 10, Cabrini 5  
 Washington & Lee 13, Widener 8  
 Salisbury 15, Hampden-Sydney 8  
 Gettysburg 16, Stevens Technical 5

**QUARTER-FINALS**

Ithaca 10, SUNY Cortland 9  
 Middlebury 13, Whittier 12  
 Washington & Lee 11, Washington (MD) 8  
 Gettysburg 7, Salisbury 5

**SEMI-FINALS**

Gettysburg 12, Washington & Lee 8  
 Middlebury 12, Ithaca 6

**CHAMPIONSHIP**

Middlebury 14, Gettysburg 9

**2005 NCAA DIVISION III****FIRST ROUND**

Endicott 11, Keene State 10

**PRELIMINARY ROUND**

Middlebury 15, Endicott 12  
 Wesleyan (Connecticut) 10, Springfield 7  
 Nazareth 13, Stevens Institute 10  
 SUNY Cortland 14, Skidmore 7  
 Salisbury 13, Cabrini 9  
 Gettysburg 16, Ohio Wesleyan 9  
 Lynchburg 9, Denison 6  
 Roanoke 18, Widener 12

**QUARTER-FINALS**

Middlebury 11, Wesleyan (Connecticut) 8  
 Nazareth 14, SUNY Cortland 7  
 Salisbury 12, Gettysburg 9  
 Roanoke 10, Lynchburg 9

**SEMI-FINALS**

Middlebury 14, Nazareth 12  
 Salisbury 13, Roanoke 11

**CHAMPIONSHIP**

Salisbury 11, Middlebury 10

**2003 NCAA DIVISION III****FIRST ROUND**

Cabrini 13, Widener 8

**SECOND ROUND**

Salisbury 16, Cabrini 1  
 Franklin & Marshall 13, Lynchburg 12 (OT)  
 Hampden-Sydney 10, Washington (MD) 8  
 Whittier 14, Stevens Technical 5  
 SUNY Cortland 19, Gordon 2  
 Hamilton 11, Eastern Conn. State 10 (OT)  
 Nazareth 15, Ohio Wesleyan 4  
 Middlebury 11, Springfield 9

**QUARTER-FINALS**

Salisbury 26, Franklin & Marshall 8  
 Whittier 19, Hampden-Sydney 15  
 SUNY Cortland 8, Hamilton 7  
 Middlebury 21, Nazareth 12

**SEMI-FINALS**

Salisbury 15, Whittier 8  
 Middlebury 9, SUNY Cortland 8 (2OT)

**CHAMPIONSHIP**

Salisbury 14, Middlebury 13 (OT)

**2006 NCAA DIVISION III****FIRST ROUND**

Stevens Institute 7, Eastern Conn. State 4  
 St. Lawrence 13, Endicott 10  
 Denison 10, Ohio Wesleyan 9  
 Widener 11, Kenyon 9

**SECOND ROUND**

SUNY Cortland 16, Stevens Institute 7  
 Middlebury 17, Springfield 4  
 Wesleyan (Connecticut) 11, Rochester Inst 8  
 SUNY Geneseo 12, St. Lawrence 5  
 Salisbury 13, Denison 5  
 Washington (MD) 8, Lynchburg 7  
 Roanoke 17, Cabrini 6  
 Gettysburg 13, Widener 7

**QUARTER-FINALS**

SUNY Cortland 12, Middlebury 8  
 Wesleyan (Conn) 16, SUNY Geneseo 10  
 Salisbury 8, Washington (MD) 4  
 Roanoke 13, Gettysburg 12

**SEMI-FINALS**

SUNY Cortland 7, Wesleyan (Conn) 6 (OT)  
 Salisbury 13, Roanoke 12 (OT)

**CHAMPIONSHIP**

SUNY Cortland 13, Salisbury 12 (OT)

**2007 NCAA DIVISION III****FIRST ROUND**

Keene State 14, Merchant Marine 11  
 Middlebury 21, Mount Ida 2  
 Widener 8, Denison 5  
 Tufts 9, Endicott 8

**SECOND ROUND**

Western New England 13, Keene State 5  
 SUNY Cortland 13, St. Lawrence 8  
 Nazareth 15, SUNY Geneseo 5  
 Wesleyan (Connecticut) 13, Middlebury 9  
 Salisbury 16, Widener 9  
 Roanoke 18, Ohio Wesleyan 9  
 Ithaca 18, Cabrini 11  
 Gettysburg 12, Tufts 7

**QUARTER-FINALS**

SUNY Cortland 12, Western N England 10  
 Wesleyan (Connecticut) 9, Nazareth 6  
 Salisbury 15, Roanoke 9  
 Gettysburg 11, Ithaca 5

**SEMI-FINALS**

SUNY Cortland 9, Wesleyan (Conn) 8  
 Salisbury 9, Gettysburg 6

**CHAMPIONSHIP**

Salisbury 15, SUNY Cortland 9

**2010 NCAA DIVISION III****FIRST ROUND**

Keene State 21, Castleton 7  
 Middlebury 10, Goucher 6  
 Endicott 8, Monclair State 6  
 Springfield 7, Widener 1  
 Dickinson 7, Ohio Wesleyan 3  
 Roanoke 15, Wittenberg 4  
 Cabrini 10, Denison 7

**SECOND ROUND**

SUNY Cortland 18, Keene State 6  
 Rochester Inst. 11, Connecticut College 9  
 Middlebury 16, Rensselaer 8  
 Tufts 21, Endicott 8  
 Salisbury 17, Springfield 4  
 Haverford 13, Dickinson 5  
 Roanoke 11, Gettysburg 10 (OT)  
 Stevenson 19, Cabrini 9

**QUARTER-FINALS**

SUNY Cortland 15, Rochester Inst. Tech. 7  
 Tufts 11, Middlebury 9  
 Salisbury 12, Haverford 11 (OT)  
 Stevenson 15, Roanoke 14 (OT)

**SEMI-FINALS**

Tufts 10, SUNY Cortland 9  
 Salisbury 14, Stevenson 13

**CHAMPIONSHIP**

Tufts 9, Salisbury 6

**2008 NCAA DIVISION III****PRELIMINARY ROUND**

Springfield 17, Kean University 2  
 Bowdoin 11, Mount Ida 5  
 W New England 14, W Connecticut State 4  
 Ohio Wesleyan 12, Kenyon 8  
 Denison 19, Widener 6

**FIRST ROUND**

SUNY Cortland 12, Springfield 9  
 Middlebury 10, Bowdoin 7  
 Ithaca 17, Williams 10  
 Western New England 13, St. Lawrence 9  
 Salisbury 13, Ohio Wesleyan 9  
 Cabrini 13, Haverford 10  
 Washington (MD) 12, Lynchburg 9  
 Gettysburg 8, Denison 7 (OT)

**QUARTER-FINALS**

SUNY Cortland 11, Middlebury 10  
 Ithaca 13, Western New England 12 (OT)  
 Salisbury 15, Cabrini 7  
 Gettysburg 12, Washington (MD) 5

**SEMI-FINALS**

SUNY Cortland 16, Ithaca 5  
 Salisbury 11, Gettysburg 10 (OT)

**CHAMPIONSHIP**

Salisbury 19, SUNY Cortland 13

**2011 NCAA DIVISION III****FIRST ROUND**

Union 15, Nazareth 7  
 Stevens Institute 9, Montclair State 7  
 Middlebury 24, Castleton 7  
 Amherst 12, Keene State 8  
 Denison 7, Ohio Wesleyan 6  
 Endicott 6, Springfield 5  
 Wittenberg 8, Adrian 7 (OT)  
 Gettysburg 8, Scranton 3  
 Roanoke 25, Colorado College 5  
 Cabrini 16 Widener 9

**SECOND ROUND**

Tufts 6, Union 5  
 SUNY Cortland 10, Stevens Institute 3  
 Amherst 12, Middlebury 9  
 Rochester Inst. Tech. 13, Denison 12 (OT)  
 Salisbury 12, Endicott 8  
 Dickinson 11, Wittenberg 4  
 Roanoke 15, Gettysburg 9  
 Stevenson 13, Cabrini 8

**QUARTER-FINALS**

Tufts 10, SUNY Cortland 9  
 Rochester Inst. Tech. 15, Amherst 10  
 Salisbury 12, Dickinson 4  
 Roanoke 13, Stevenson 12

**SEMI-FINALS**

Tufts 16, Rochester Inst. Tech. 12  
 Salisbury 16, Roanoke 7

**CHAMPIONSHIP**

Salisbury 19, Tufts 7

**2009 NCAA DIVISION III****FIRST ROUND**

Springfield 21, Mount Ida 4  
 St. Lawrence 14, Nazareth 7  
 E Connecticut St 10, Merchant Marine 9  
 Cabrini 17, Montclair State 3  
 Denison 12, Ohio Wesleyan 2  
 Washington & Lee 6, FDU-Florham 5 (OT)

**SECOND ROUND**

SUNY Cortland 15, Springfield 12  
 West New England 12, Tufts 9  
 Middlebury 15, St. Lawrence 11  
 Wesleyan (Conn) 8, E Connecticut St 4  
 Gettysburg 15, Washington & Lee 10  
 Denison 14, Roanoke 7  
 Stevenson 8, Cabrini 7  
 Salisbury 16, Haverford 10

**QUARTER-FINALS**

SUNY Cortland 6, West New England 5  
 Middlebury 13, Wesleyan (Connecticut) 5  
 Gettysburg 13, Denison 8  
 Stevenson 11, Salisbury 9

**SEMI-FINALS**

SUNY Cortland 16, Middlebury 8  
 Gettysburg 12, Stevenson 7

**CHAMPIONSHIP**

SUNY Cortland 9, Gettysburg 7

**2012 NCAA DIVISION III****FIRST ROUND**

Stevens Institute 13, Springfield 12  
 Bowdoin 16, Mount Ida 5  
 Union 12, Montclair State 5  
 Rochester Inst. Tech. 18, New England Cg 4  
 Western New England 6, Connecticut Col 5  
 Trinity 13, East Connecticut State 9  
 Goucher College 5, Washington (MD) 4  
 Dickinson 15, Kenyon 6  
 Cabrini 19, Eastern University 3  
 Stevenson 13, Birmingham-Southern 2  
 Gettysburg 7, Ohio Wesleyan 4  
 Denison 12, Adrian College 11

**SECOND ROUND**

SUNY Cortland 10, Stevens Institute 9  
 Union 10, Bowdoin 4  
 Rochester Inst. Tech. 15, W New England 9  
 Tufts 17, Trinity 8  
 Salisbury 12, Goucher College 4  
 Cabrini 12, Dickinson 7  
 Stevenson 13, Gettysburg 6  
 Denison 10, Lynchburg College 5

**QUARTER-FINALS**

SUNY Cortland 9, Union 4  
 Tufts 15, Rochester Inst. Tech. 13  
 Salisbury 14, Cabrini 4  
 Stevenson 14, Denison 7

**SEMI-FINALS**

SUNY Cortland 12, Tufts 10  
 Salisbury 7, Stevenson 2

**CHAMPIONSHIP**

Salisbury 14, SUNY Cortland 10

**2013 NCAA DIVISION III****FIRST ROUND**

Aurora 13, Ohio Wesleyan 9  
 W New England 16, E Connecticut St 10  
 Nazareth 25, Castleton State 4  
 Tufts 26, Norwich 4  
 Stevens Institute 13, Montclair State 11  
 Cabrini 20, Springfield 8  
 Adrian 14, Otterbein 11  
 Salisbury 22, Susquehanna 2  
 Washington & Lee 19, Sewanee 6  
 Stevenson 18, Christopher Newport 6  
 Washington (MD) 10, Colorado College 7  
 Lynchburg 6, St. Mary's 5  
 Roanoke 21, Centre 4

**SECOND ROUND**

SUNY Cortland 14, Aurora 8  
 Western New England 15, Nazareth 12  
 Tufts 14, Stevens Institute 9  
 Rochester Inst. Tech 22, Cabrini 13  
 Dickinson 20, Adrian 7  
 Salisbury 7, Washington & Lee 4  
 Stevenson 17, Washington (MD) 13  
 Lynchburg 12, Roanoke 9

**QUARTER-FINALS**

SUNY Cortland 12, W New England 7  
 Rochester Inst. Tech. 14, Tufts 5  
 Salisbury 11, Dickinson 9  
 Stevenson 13, Lynchburg 7

**SEMI-FINALS**

Rochester 10, SUNY Cortland 9  
 Stevenson 12, Salisbury 6

**CHAMPIONSHIP**

Stevenson 16, Rochester Inst. Tech. 14

**2014 NCAA DIVISION III****FIRST ROUND**

SUNY Cortland 20, Keuka 6  
 Springfield 19, W New England 13  
 Endicott 13, Keene State 10  
 Tufts 24, Emmanuel (Mass) 2  
 Ithaca 13, Montclair State 4  
 Amherst 13, Colorado College 10  
 Union 24, New England College 4  
 York 8, Susquehanna 3  
 Aurora 22, Adrian 13  
 Denison 19, Centre 4  
 Washington (MD) 13, Eastern 6  
 Lynchburg 25, Sewanee 4  
 Cabrini 9, Mary Washington 8  
 Stevenson 18, Otterbein 4

**SECOND ROUND**

Rochester Inst. Tech. 20, Ithaca 8  
 Union 17, Amherst 11  
 SUNY Cortland 14, Springfield 10  
 Tufts 10, Endicott 9  
 Salisbury 12, York 6  
 Denison 11, Aurora 8  
 Washington (MD) 10, Lynchburg 7  
 Stevenson 15, Cabrini 9

**QUARTER-FINALS**

Rochester Inst. Tech. 11, Union 6  
 Tufts 15, SUNY Cortland 5  
 Salisbury 15, Denison 5  
 Washington (MD) 12, Stevenson 11

**SEMI-FINALS**

Tufts 21, Rochester Inst. Tech. 11  
 Salisbury 13, Washington (MD) 8

**CHAMPIONSHIP**

Tufts 12, Salisbury 9

**2015 NCAA DIVISION III****FIRST ROUND**

Rochester Inst. Tech. 24, Morrisville State 3  
 Union 15, Nazareth 12  
 Endicott 12, Colorado College 6  
 SUNY Cortland 9, Springfield 8  
 Amherst 20, Castleton 4  
 Middlebury 17, Montclair State 8  
 Bates 16, Keene State 11  
 Tufts 21, Emmanuel (Mass) 6  
 Gettysburg 19, Catholic UA 3  
 Ursinus 8, Cabrini 7  
 Albion 13, Augustana 12  
 Ohio Wesleyan 14, Carthage 6  
 Stevensom 12, Eastern 5  
 Salisbury 6, Roanoke 3  
 Aurora 8, Otterbein 6  
 Lynchburg 13, Sewanee 4

**SECOND ROUND**

Rochester Inst. Tech.10, Union 9  
 SUNY Cortland 13, Endicott 6  
 Amherst 16, Middlebury 10  
 Tufts 13, Bates 8  
 Gettysburg 10, Ursinus 9 2OT  
 Ohio Wesleyan 12, Albion 11  
 Salisbury 12, Stevenson 4  
 Lynchburg 19, Aurora 8

**QUARTER-FINALS**

Rochester Inst. Tech. 18, SUNY Cortland 7  
 Tufts 17, Amherst 10  
 Gettysburg 9, Ohio Wesleyan 5  
 Lynchburg 13, Salisbury 11

**SEMI-FINALS**

Tufts 19, Rochester Inst. Tech.12  
 Lynchburg 11, Gettysburg 9

**CHAMPIONSHIP**

Tufts 19, Lynchburg 11

**2016 NCAA DIVISION III****FIRST ROUND**

Rochester Inst. Tech. 29, John Carroll 6  
 Amherst 16, Rensselaer 11  
 Springfield 11, Middlebury 10 (3OT)  
 St. Lawrence 25, New England Coll 2  
 Ithaca 24, Morrisville State 7  
 Montclair State 10, Keene State 7  
 SUNY Cortland 13, W New England 5  
 Tufts 25, Emmanuel (Mass) 5  
 Salisbury 19, Catholic UA 6  
 Colorado College 11, Whittier 10  
 Denison 19, Carthage 2  
 Aurora 12, Albion 11 (OT)  
 Gettysburg 8, Lynchburg 7  
 Cabrini 15, Stevenson 10  
 York 11, Eastern 6  
 Washington & Lee 9, Sewanee 5

**SECOND ROUND**

Amherst 17, Rochester Inst. Tech. 14  
 St. Lawrence 12, Springfield 9  
 Ithaca 11, Montclair State 8  
 Tufts 19, SUNY Cortland 6  
 Salisbury 16, Colorado College 5  
 Denison 12, Aurora 3  
 Gettysburg 11, Cabrini 10 (OT)  
 York 12, Washington & Lee 5

**QUARTER-FINALS**

St. Lawrence 16, Amherst 12  
 Tufts 19, Ithaca 7  
 Salisbury 11, Denison 10  
 Gettysburg 7 York (PA) 6

**SEMI-FINALS**

Tufts 23, St. Lawrence 12  
 Salisbury 14, Gettysburg 6

**CHAMPIONSHIP**

Salisbury 14, Tufts 13

**2017 NCAA DIVISION III****FIRST ROUND**

Misericordia 9, Lasell 7  
 John Carroll 14, Albion 9

**SECOND ROUND**

Salisbury 24, Misericordia 3  
 Hampden-Sydney 23, Transylvania 8  
 Cabrini 22, Colorado College 10  
 Franklin & Marshall 11, Elizabethtown 8  
 Rochester Inst. Tech. 29, John Carroll 8  
 Stevenson 19, Nazareth 6  
 SUNY Cortland 17, Endicott 6  
 St. Lawrence 19, Montclair State 6  
 Denison 17, Carthage 9  
 Illinois Wesleyan 19, Aurora 15  
 Lynchburg 14, Sewanee 12  
 York 12, Morrisville State 1  
 Bates 23, Plattsburgh State 10  
 Amherst 14, Springfield 11  
 Tufts 26, Keene State 14  
 Wesleyan (Conn) 25, N England Coll 6

**THIRD ROUND**

Salisbury 25, Hampden-Sydney 12  
 Cabrini 17, Franklin & Marshall 9  
 Rochester Inst. Tech. 17, Stevenson 8  
 SUNY Cortland 20, St. Lawrence 10  
 Denison 25, Illinois Wesleyan 11  
 Lynchburg 10, York 8  
 Bates 26, Amherst 14  
 Wesleyan (Conn) 17, Tufts 8

**QUARTER-FINALS**

Salisbury 17, Cabrini 5  
 Rochester Inst. Tech. 15, SUNY Cortland 9  
 Denison 18, Lynchburg 9  
 Wesleyan (Conn) 14, Bates 13

**SEMI-FINALS**

Salisbury 12, Denison 11  
 Rochester Inst. Tech. 22, Wesleyan (Co) 9

**CHAMPIONSHIP**

Salisbury 15, Rochester Inst. Tech. 7

**2018 NCAA DIVISION III****FIRST ROUND**

New England College 10, Albion 9  
 Merchant Marine 22, Johnson & Wales 15  
 Morrisville State 8, Eastern 7  
 Elizabethtown 9, John Carroll 6

**SECOND ROUND**

Rochester Inst. Tech. 26, N England Coll 3  
 Stevens Institute 10, Springfield 9  
 York 15, Western New England 7  
 Amherst 24, Keene State 7  
 Wesleyan (Conn) 16, SUNY Cortland 12  
 Cabrini 21, Colorado College 10  
 Ithaca 15, Stevenson 12  
 Tufts 25, Merchant Marine 8  
 Dickinson 16, Lynchburg 12  
 Washington & Lee 23, Transylvania 5  
 Christopher Newport 17, Roanoke 11  
 Salisbury 19, Morrisville State 5  
 Gettysburg 15, Elizabethtown 3  
 Rhodes 14, Huntingdon 1  
 Ohio Wesleyan 13, Aurora 5  
 Denison 25, Illinois Wesleyan 9

**THIRD ROUND**

Rochester Inst. Tech. 17, Stevens Institute 9  
 York 13, Amherst 11  
 Wesleyan (Connecticut) 12, Cabrini 7  
 Tufts 18, Ithaca 11  
 Dickinson 10, Washington & Lee 9  
 Salisbury 12, Christopher Newport 11  
 Gettysburg 22, Rhodes 9  
 Ohio Wesleyan 11, Denison 10

**QUARTER-FINALS**

Rochester Inst. Tech. 12, York 7  
 Wesleyan (Connecticut) 12, Tufts 11  
 Salisbury 9, Dickinson 7  
 Gettysburg 8, Ohio Wesleyan 5

**SEMI-FINALS**

Wesleyan (Co) 19 Rochester Inst. Tech. 18  
 Salisbury 8, Gettysburg 7

**CHAMPIONSHIP**

Wesleyan (Connecticut) 8, Salisbury 6

**2019 NCAA DIVISION III****FIRST ROUND**

New England College 12, Norwich 10  
 John Carroll 7, Hope 6  
 SUNY Maritime 14, Grove City 13  
 Stockton 20, Morrisville State 9

**SECOND ROUND**

Tufts 24, New England College 7  
 Stevenson 12, Franklin & Marshall 9  
 Wesleyan (Conn) 11, Western N England 8  
 Amherst 21, Elizabethtown 9  
 Salisbury 19, SUNY Maritime 4  
 Lynchburg 15, Transylvania 5  
 Rhodes 22, Illinois Wesleyan 9  
 Denison 12, Concordia Wisconsin 6  
 Williams 21, Keene State 10  
 St. John Fisher 11, Gettysburg 10  
 Union 12, SUNY Cortland 7  
 Rochester Inst. Tech. 20, John Carroll 5  
 Cabrini 15, DeSales 4  
 Springfield 16, Ursinus 15  
 Washington & Lee 23, Piedmont 2  
 York 18, Stockton 11

**THIRD ROUND**

Tufts 19, Stevenson 4  
 Amherst 16, Wesleyan (Conn) 13  
 Salisbury 18, Lynchburg 10  
 Denison 11, Rhodes 7  
 Williams 17, St. John Fisher 12  
 Rochester Inst. Tech. 12, Union 7  
 Cabrini 15, Springfield 8  
 York 14, Washington & Lee 12

**QUARTER-FINALS**

Amherst 13, Tufts 11  
 Salisbury 19, Denison 10  
 Williams 12, Rochester Inst. Tech. 11  
 Cabrini 11, York 10

**SEMI-FINALS**

Amherst 12, Williams 6  
 Cabrini 16, Salisbury 13

**CHAMPIONSHIP**

Cabrini 16, Amherst 12

**2020**

*no championship*

**2021 NCAA DIVISION III****FIRST ROUND**

SUNY Cortland 24, Massachusetts Boston 6  
 Colorado College 20, Transylvania 12  
 Centre 12, Denison 11  
 Tufts 16, Babson 7  
 St. John Fisher 21, SUNY Maritime 6  
 York 21, Lasell 6  
 Franklin & Marshall 16, John Carroll 9  
 Lynchburg 26, Pfeiffer 11  
 Stevens 17, Catholic 12  
 Stevenson 15, Kean 9  
 C. Newport defeated Endicott (no contest)  
 Illinois Wesleyan 30, Northwest. St. Paul 8  
 Hope 22, Benedictine 17  
 Salisbury 30, SUNY Polytechnic 3  
 Cabrini 21, Grove City 11

**SECOND ROUND**

Rochester Inst. Tech. 25, SUNY Cortland 6  
 Colorado College 19, Centre 6  
 Tufts 19, St. John Fisher 15  
 York 13, Franklin & Marshall 9  
 Lynchburg 14, Stevens 8  
 Christopher Newport 10, Stevenson 5  
 Illinois Wesleyan 18, Hope 14  
 Salisbury 16, Cabrini 5

**QUARTER-FINALS**

Chris. Newport 12, Lynchburg 11 (OT)  
 Salisbury 30, Illinois Wesleyan 5  
 Roch. Inst. Tech. 19, Colorado College 13  
 Tufts 17, York 7

**SEMI-FINALS**

Salisbury 18, Christopher Newport 8  
 Roch. Inst. Tech. 18, Tufts 16

**CHAMPIONSHIP**

Roch. Inst. Tech. 15, Salisbury 14 (2OT)



**2022 NCAA DIVISION III****FIRST ROUND**

Sewanee 18, Benedictine 9  
 Albion 11, Dubuque 6  
 Stevens 16, SUNY Maritime 8  
 Stockton 26, Massachusetts Boston 11  
 John Carroll 11, North Central Illinois 3  
 Norwich 20, Maine Maritime 12

**SECOND ROUND**

Christopher Newport 29, Sewanee 5  
 Wesleyan (Connecticut) 19, Rensselaer 14  
 York 18, Southern Virginia 8  
 Denison 14, Grove City 13  
 Dickinson 20, Stevens 6  
 Gettysburg 14, Roanoke 8  
 Union 14, John Carroll 7  
 Western New England 14, Lynchburg 10  
 Rochester Inst. Tech. 22, Albion 6  
 Inst. Tech. 13, Amherst 12  
 Bowdoin 23, Colorado College 8  
 St. Lawrence 15, SUNY Cortland 14  
 Tufts 33, Norwich 10  
 St. John Fisher 18, Catholic 11  
 Salisbury 22, Stockton 13  
 Cabrini 14, Washington & Lee 8

**THIRD ROUND**

York 16, Denison 4  
 Chris. Newort 21, Wesleyan (Connecticut) 8  
 Gettysburg 17, Dickinson 7  
 Union 21, Western New England 11  
 Rochester Inst. Tech. 22, Inst. Tech. 3  
 Bowdoin 17, St. Lawrence 12  
 Tufts 22, St. John Fisher 8  
 Salisbury 13, Cabrini 8

**QUARTER-FINALS**

York 10, Christopher Newport 9 (OT)  
 Union 14, Gettysburg 13  
 Tufts 17, Salisbury 10  
 Rochester Inst. Tech. 20, Bowdoin 14

**SEMI-FINALS**

Union 11, York 8  
 Rochester Inst. Tech. 26, Tufts 15

**CHAMPIONSHIP**

Rochester Inst. Tech. 12, Union 10

**2023 NCAA DIVISION III****FIRST ROUND**

Emmanuel 12, Maine Maritime 7  
 Illinois Wesleyan 19, Aurora 10  
 W Connecticut State 17, N England Coll 9  
 St. Mary's 10, Merchant Marine 5  
 Centre 11, Pfeiffer 9  
 John Carroll 23, Lake Forest 2

**SECOND ROUND**

Tufts 27, Emmanuel 5  
 York 18, Cabrini 9  
 Denison 15, Illinois Wesleyan 10  
 Lynchburg 11, St. John Fisher 10 (OT)  
 Roch. Inst. Tech. 20, W Connecticut State 8  
 Babson 16, Williams 10  
 Middlebury 10, St. Mary's 9  
 Union 15, Western New England 13  
 Salisbury 18, Colorado College 10  
 Amherst 17, SUNY Geneseo 11  
 Washington & Lee 21, Centre 10  
 Grove City 18, Swarthmore 17 (OT)  
 Christopher Newport 17, Hope 9  
 Gettysburg 22, Scranton 9  
 Dickinson 19, John Carroll 3  
 Stevens 20, Kenyon 11

**THIRD ROUND**

Tufts 21, York 8  
 Lynchburg 14, Denison 8  
 Roch. Inst. Tech. 20, Babson 9  
 Middlebury 19, Union 10  
 Salisbury 14, Amherst 10  
 Washington & Lee 13, Grove City 10  
 Christopher Newport 17, Gettysburg 12  
 Dickinson 12, Stevens 10

**QUARTER-FINALS**

Tufts 17, Lynchburg 9  
 Roch. Inst. Tech. 16, Middlebury 6  
 Salisbury 12, Washington & Lee 9  
 Christopher Newport 12, Dickinson 11 (OT)

**SEMI-FINALS**

Tufts 15, Roch. Inst. Tech. 11  
 Salisbury 12, Christopher Newport 8

**CHAMPIONSHIP**

Salisbury 17, Tufts 12

## NCAA DIVISION III CHAMPIONS

|      | <u>Champion</u>                          | <u>Finalist</u>                   |
|------|--|-----------------------------------|
| 1980 | <b>Hobart College</b>                    | SUNY Cortland                     |
| 1981 | <b>Hobart College</b>                    | SUNY Cortland                     |
| 1982 | <b>Hobart College</b>                    | Washington College (Maryland)     |
| 1983 | <b>Hobart College</b>                    | Roanoke College                   |
| 1984 | <b>Hobart College</b>                    | Washington College (Maryland)     |
| 1985 | <b>Hobart College</b>                    | Washington College (Maryland)     |
| 1986 | <b>Hobart College</b>                    | Washington College (Maryland)     |
| 1987 | <b>Hobart College</b>                    | Ohio Wesleyan University          |
| 1988 | <b>Hobart College</b>                    | Ohio Wesleyan University          |
| 1989 | <b>Hobart College</b>                    | Ohio Wesleyan University          |
| 1990 | <b>Hobart College</b>                    | Washington College (Maryland)     |
| 1991 | <b>Hobart College</b>                    | Salisbury State University        |
| 1992 | <b>Nazareth College</b>                  | Roanoke College                   |
| 1993 | <b>Hobart College</b>                    | Ohio Wesleyan University          |
| 1994 | <b>Salisbury State University</b>        | Hobart College                    |
| 1995 | <b>Salisbury State University</b>        | Nazareth College                  |
| 1996 | <b>Nazareth College</b>                  | Washington College (Maryland)     |
| 1997 | <b>Nazareth College</b>                  | Washington College (Maryland)     |
| 1998 | <b>Washington College (Maryland)</b>     | Nazareth College                  |
| 1999 | <b>Salisbury State University</b>        | Middlebury College                |
| 2000 | <b>Middlebury College</b>                | Salisbury State University        |
| 2001 | <b>Middlebury College</b>                | Gettysburg College                |
| 2002 | <b>Middlebury College</b>                | Gettysburg College                |
| 2003 | <b>Salisbury University</b>              | Middlebury College                |
| 2004 | <b>Salisbury University</b>              | Nazareth College                  |
| 2005 | <b>Salisbury University</b>              | Middlebury College                |
| 2006 | <b>SUNY Cortland</b>                     | Salisbury University              |
| 2007 | <b>Salisbury University</b>              | SUNY Cortland                     |
| 2008 | <b>Salisbury University</b>              | SUNY Cortland                     |
| 2009 | <b>SUNY Cortland</b>                     | Gettysburg College                |
| 2010 | <b>Tufts University</b>                  | Salisbury University              |
| 2011 | <b>Salisbury University</b>              | Tufts University                  |
| 2012 | <b>Salisbury University</b>              | SUNY Cortland                     |
| 2013 | <b>Stevenson University</b>              | Rochester Institute of Technology |
| 2014 | <b>Tufts University</b>                  | Salisbury University              |
| 2015 | <b>Tufts University</b>                  | Lynchburg College                 |
| 2016 | <b>Salisbury University</b>              | Tufts University                  |
| 2017 | <b>Salisbury University</b>              | Rochester Institute of Technology |
| 2018 | <b>Wesleyan University (Connecticut)</b> | Salisbury University              |
| 2019 | <b>Cabrini College</b>                   | Amherst College                   |
| 2020 | <i>*no decision</i>                      |                                   |
| 2021 | <b>Rochester Institute of Technology</b> | Salisbury University              |
| 2022 | <b>Rochester Institute of Technology</b> | Union College                     |
| 2023 | <b>Salisbury University</b>              | Tufts University                  |

*\*NOTE: NCAA suspended play on May 7, 2020 and canceled championship due to the COVID-19 coronavirus pandemic*

**ADRIAN COLLEGE**

|      |                | <u>DIV</u> | <u>GP</u> | <u>W</u> | <u>L</u> | <u>GF</u> | <u>GA</u> |
|------|----------------|------------|-----------|----------|----------|-----------|-----------|
| 2011 | Adrian College | D III      | 1         | 0        | 1        | 7         | 8         |
| 2012 | Adrian College | D III      | 1         | 0        | 1        | 11        | 12        |
| 2013 | Adrian College | D III      | 2         | 1        | 1        | 21        | 31        |
| 2014 | Adrian College | D III      | 1         | 0        | 1        | 13        | 22        |

**ALBION COLLEGE**

|      |                | <u>DIV</u> | <u>GP</u> | <u>W</u> | <u>L</u> | <u>GF</u> | <u>GA</u> |
|------|----------------|------------|-----------|----------|----------|-----------|-----------|
| 2015 | Albion College | D III      | 2         | 1        | 1        | 24        | 24        |
| 2016 | Albion College | D III      | 1         | 0        | 1        | 11        | 12        |
| 2017 | Albion College | D III      | 1         | 0        | 1        | 9         | 14        |
| 2018 | Albion College | D III      | 1         | 0        | 1        | 9         | 10        |
| 2022 | Albion College | D III      | 2         | 1        | 1        | 17        | 28        |

**ALFRED UNIVERSITY**

|      |                   | <u>DIV</u> | <u>GP</u> | <u>W</u> | <u>L</u> | <u>GF</u> | <u>GA</u> |
|------|-------------------|------------|-----------|----------|----------|-----------|-----------|
| 1990 | Alfred University | D III      | 1         | 0        | 1        | 10        | 16        |
| 1992 | Alfred University | D III      | 1         | 0        | 1        | 7         | 17        |
| 1993 | Alfred University | D III      | 1         | 0        | 1        | 8         | 15        |
| 1994 | Alfred University | D III      | 1         | 0        | 1        | 13        | 19        |
| 1997 | Alfred University | D III      | 1         | 0        | 1        | 6         | 17        |

**AMHERST COLLEGE**

|      |                 | <u>DIV</u> | <u>GP</u> | <u>W</u> | <u>L</u> | <u>GF</u> | <u>GA</u> |
|------|-----------------|------------|-----------|----------|----------|-----------|-----------|
| 2011 | Amherst College | D III      | 3         | 2        | 1        | 34        | 32        |
| 2014 | Amherst College | D III      | 2         | 1        | 1        | 24        | 27        |
| 2015 | Amherst College | D III      | 3         | 2        | 1        | 46        | 31        |
| 2016 | Amherst College | D III      | 3         | 2        | 1        | 45        | 41        |
| 2017 | Amherst College | D III      | 2         | 1        | 1        | 28        | 37        |
| 2018 | Amherst College | D III      | 2         | 1        | 1        | 35        | 20        |
| 2019 | Amherst College | D III      | 5         | 4        | 1        | 74        | 55        |
| 2022 | Amherst College | D III      | 1         | 0        | 1        | 12        | 13        |
| 2023 | Amherst College | D III      | 2         | 1        | 1        | 27        | 25        |

**AUGUSTANA COLLEGE**

|      |                   | <u>DIV</u> | <u>GP</u> | <u>W</u> | <u>L</u> | <u>GF</u> | <u>GA</u> |
|------|-------------------|------------|-----------|----------|----------|-----------|-----------|
| 2015 | Augustana College | D III      | 1         | 0        | 1        | 12        | 13        |

**AURORA UNIVERSITY**

|      |                   | <u>DIV</u> | <u>GP</u> | <u>W</u> | <u>L</u> | <u>GF</u> | <u>GA</u> |
|------|-------------------|------------|-----------|----------|----------|-----------|-----------|
| 2013 | Aurora University | D III      | 2         | 1        | 1        | 21        | 23        |
| 2014 | Aurora University | D III      | 2         | 1        | 1        | 30        | 24        |
| 2015 | Aurora University | D III      | 2         | 1        | 1        | 16        | 25        |
| 2016 | Aurora University | D III      | 2         | 1        | 1        | 15        | 23        |
| 2017 | Aurora University | D III      | 1         | 0        | 1        | 15        | 19        |
| 2018 | Aurora University | D III      | 1         | 0        | 1        | 5         | 13        |
| 2023 | Aurora University | D III      | 1         | 0        | 1        | 10        | 19        |

**BABSON COLLEGE**

|      |                | <u>DIV</u> | <u>GP</u> | <u>W</u> | <u>L</u> | <u>GF</u> | <u>GA</u> |
|------|----------------|------------|-----------|----------|----------|-----------|-----------|
| 2021 | Babson College | D III      | 1         | 0        | 1        | 7         | 16        |
| 2023 | Babson College | D III      | 2         | 1        | 1        | 25        | 30        |

**BATES COLLEGE**

|      |               | <u>DIV</u> | <u>GP</u> | <u>W</u> | <u>L</u> | <u>GF</u> | <u>GA</u> |
|------|---------------|------------|-----------|----------|----------|-----------|-----------|
| 2015 | Bates College | D III      | 2         | 1        | 1        | 24        | 24        |
| 2017 | Bates College | D III      | 3         | 2        | 1        | 62        | 38        |

**BENEDICTINE UNIVERSITY**

|      |                        | <u>DIV</u> | <u>GP</u> | <u>W</u> | <u>L</u> | <u>GF</u> | <u>GA</u> |
|------|------------------------|------------|-----------|----------|----------|-----------|-----------|
| 2021 | Benedictine University | D III      | 1         | 0        | 1        | 17        | 22        |
| 2022 | Benedictine University | D III      | 1         | 0        | 1        | 9         | 18        |

**BIRMINGHAM-SOUTHERN COLLEGE**

|      |                             | <u>DIV</u> | <u>GP</u> | <u>W</u> | <u>L</u> | <u>GF</u> | <u>GA</u> |
|------|-----------------------------|------------|-----------|----------|----------|-----------|-----------|
| 2012 | Birmingham-Southern College | D III      | 1         | 0        | 1        | 2         | 13        |

**BOWDOIN COLLEGE**

|      |                 | <u>DIV</u> | <u>GP</u> | <u>W</u> | <u>L</u> | <u>GF</u> | <u>GA</u> |
|------|-----------------|------------|-----------|----------|----------|-----------|-----------|
| 2008 | Bowdoin College | D III      | 2         | 1        | 1        | 18        | 15        |
| 2012 | Bowdoin College | D III      | 2         | 1        | 1        | 20        | 15        |
| 2022 | Bowdoin College | D III      | 3         | 2        | 1        | 54        | 40        |

**CABRINI COLLEGE**

|             |                        | <u>DIV</u>   | <u>GP</u> | <u>W</u> | <u>L</u> | <u>GF</u> | <u>GA</u> |
|-------------|------------------------|--------------|-----------|----------|----------|-----------|-----------|
| 2002        | Cabrini College        | D III        | 1         | 0        | 1        | 5         | 10        |
| 2003        | Cabrini College        | D III        | 2         | 1        | 1        | 14        | 24        |
| 2004        | Cabrini College        | D III        | 1         | 0        | 1        | 2         | 18        |
| 2005        | Cabrini College        | D III        | 1         | 0        | 1        | 9         | 13        |
| 2006        | Cabrini College        | D III        | 1         | 0        | 1        | 6         | 17        |
| 2007        | Cabrini College        | D III        | 1         | 0        | 1        | 11        | 18        |
| 2008        | Cabrini College        | D III        | 2         | 1        | 1        | 20        | 25        |
| 2009        | Cabrini College        | D III        | 2         | 1        | 1        | 7         | 8         |
| 2010        | Cabrini College        | D III        | 2         | 1        | 1        | 19        | 26        |
| 2011        | Cabrini College        | D III        | 2         | 1        | 1        | 24        | 22        |
| 2012        | Cabrini College        | D III        | 3         | 2        | 1        | 35        | 24        |
| 2013        | Cabrini College        | D III        | 2         | 1        | 1        | 33        | 30        |
| 2014        | Cabrini College        | D III        | 2         | 1        | 1        | 18        | 23        |
| 2015        | Cabrini College        | D III        | 1         | 0        | 1        | 7         | 8         |
| 2016        | Cabrini College        | D III        | 2         | 1        | 1        | 25        | 21        |
| 2017        | Cabrini College        | D III        | 3         | 2        | 1        | 44        | 36        |
| 2018        | Cabrini College        | D III        | 2         | 1        | 1        | 28        | 22        |
| <b>2019</b> | <b>Cabrini College</b> | <b>D III</b> | <b>5</b>  | <b>5</b> | <b>0</b> | <b>73</b> | <b>47</b> |
| 2021        | Cabrini College        | D III        | 2         | 1        | 1        | 26        | 27        |
| 2022        | Cabrini College        | D III        | 2         | 1        | 1        | 22        | 21        |
| 2023        | Cabrini College        | D III        | 1         | 0        | 1        | 9         | 18        |

**CARTHAGE COLLEGE**

|      |                  | <u>DIV</u> | <u>GP</u> | <u>W</u> | <u>L</u> | <u>GF</u> | <u>GA</u> |
|------|------------------|------------|-----------|----------|----------|-----------|-----------|
| 2015 | Carthage College | D III      | 1         | 0        | 1        | 6         | 14        |
| 2016 | Carthage College | D III      | 1         | 0        | 1        | 2         | 19        |
| 2017 | Carthage College | D III      | 1         | 0        | 1        | 9         | 17        |

**CASTLETON STATE COLLEGE**

|      |                         | <u>DIV</u> | <u>GP</u> | <u>W</u> | <u>L</u> | <u>GF</u> | <u>GA</u> |
|------|-------------------------|------------|-----------|----------|----------|-----------|-----------|
| 2010 | Castleton State College | D III      | 1         | 0        | 1        | 7         | 21        |
| 2011 | Castleton State College | D III      | 1         | 0        | 1        | 7         | 24        |
| 2013 | Castleton State College | D III      | 1         | 0        | 1        | 4         | 25        |
| 2015 | Castleton State College | D III      | 1         | 0        | 1        | 4         | 20        |

**CATHOLIC UNIVERSITY OF AMERICA**

|      |                                | <u>DIV</u> | <u>GP</u> | <u>W</u> | <u>L</u> | <u>GF</u> | <u>GA</u> |
|------|--------------------------------|------------|-----------|----------|----------|-----------|-----------|
| 2015 | Catholic University of America | D III      | 1         | 0        | 1        | 3         | 19        |
| 2016 | Catholic University of America | D III      | 1         | 0        | 1        | 6         | 19        |
| 2021 | Catholic University of America | D III      | 1         | 0        | 1        | 12        | 17        |
| 2022 | Catholic University of America | D III      | 1         | 0        | 1        | 11        | 18        |

**CENTRE COLLEGE**

|      |                | <u>DIV</u> | <u>GP</u> | <u>W</u> | <u>L</u> | <u>GF</u> | <u>GA</u> |
|------|----------------|------------|-----------|----------|----------|-----------|-----------|
| 2013 | Centre College | D III      | 1         | 0        | 1        | 4         | 21        |
| 2014 | Centre College | D III      | 1         | 0        | 1        | 4         | 19        |
| 2021 | Centre College | D III      | 2         | 1        | 1        | 18        | 30        |
| 2023 | Centre College | D III      | 2         | 1        | 1        | 21        | 30        |

**CHRISTOPHER NEWPORT UNIVERSITY**

|      |                                | <u>DIV</u> | <u>GP</u> | <u>W</u> | <u>L</u> | <u>GF</u> | <u>GA</u> |
|------|--------------------------------|------------|-----------|----------|----------|-----------|-----------|
| 2013 | Christopher Newport University | D III      | 1         | 0        | 1        | 6         | 18        |
| 2018 | Christopher Newport University | D III      | 2         | 1        | 1        | 28        | 23        |
| 2021 | Christopher Newport University | D III      | 3         | 2        | 1        | 30        | 34        |
| 2022 | Christopher Newport University | D III      | 3         | 2        | 1        | 59        | 23        |
| 2023 | Christopher Newport University | D III      | 4         | 3        | 1        | 54        | 44        |

**CLARKSON UNIVERSITY**

|      |                     | <u>DIV</u> | <u>GP</u> | <u>W</u> | <u>L</u> | <u>GF</u> | <u>GA</u> |
|------|---------------------|------------|-----------|----------|----------|-----------|-----------|
| 1991 | Clarkson University | D III      | 1         | 0        | 1        | 11        | 19        |
| 1992 | Clarkson University | D III      | 1         | 0        | 1        | 11        | 22        |
| 2002 | Clarkson University | D III      | 1         | 0        | 1        | 1         | 9         |
| 2004 | Clarkson University | D III      | 1         | 0        | 1        | 3         | 14        |

**COLORADO COLLEGE**

|      |                  | <u>DIV</u> | <u>GP</u> | <u>W</u> | <u>L</u> | <u>GF</u> | <u>GA</u> |
|------|------------------|------------|-----------|----------|----------|-----------|-----------|
| 2011 | Colorado College | D III      | 1         | 0        | 1        | 5         | 25        |
| 2013 | Colorado College | D III      | 1         | 0        | 1        | 7         | 10        |
| 2014 | Colorado College | D III      | 1         | 0        | 1        | 10        | 13        |
| 2015 | Colorado College | D III      | 1         | 0        | 1        | 6         | 12        |
| 2016 | Colorado College | D III      | 2         | 1        | 1        | 16        | 26        |
| 2017 | Colorado College | D III      | 1         | 0        | 1        | 10        | 22        |
| 2018 | Colorado College | D III      | 1         | 0        | 1        | 10        | 21        |
| 2021 | Colorado College | D III      | 3         | 2        | 1        | 52        | 37        |
| 2022 | Colorado College | D III      | 1         | 0        | 1        | 8         | 23        |
| 2023 | Colorado College | D III      | 1         | 0        | 1        | 10        | 18        |

**CONCORDIA UNIVERSITY WISCONSIN**

|      |                                | <u>DIV</u> | <u>GP</u> | <u>W</u> | <u>L</u> | <u>GF</u> | <u>GA</u> |
|------|--------------------------------|------------|-----------|----------|----------|-----------|-----------|
| 2019 | Concordia University Wisconsin | D III      | 1         | 0        | 1        | 6         | 12        |

**CONNECTICUT COLLEGE**

|      |                     | <u>DIV</u> | <u>GP</u> | <u>W</u> | <u>L</u> | <u>GF</u> | <u>GA</u> |
|------|---------------------|------------|-----------|----------|----------|-----------|-----------|
| 2012 | Connecticut College | D III      | 1         | 0        | 1        | 5         | 6         |
| 2010 | Connecticut College | D III      | 1         | 0        | 1        | 9         | 11        |

**STATE UNIVERSITY OF NEW YORK COLLEGE AT CORTLAND**

|             |                      | <u>DIV</u>   | <u>GP</u> | <u>W</u> | <u>L</u> | <u>GF</u> | <u>GA</u> |
|-------------|----------------------|--------------|-----------|----------|----------|-----------|-----------|
| 1980        | SUNY Cortland        | D III        | 3         | 2        | 1        | 30        | 31        |
| 1981        | SUNY Cortland        | D III        | 3         | 2        | 1        | 40        | 24        |
| 1984        | SUNY Cortland        | D III        | 1         | 0        | 1        | 7         | 12        |
| 1985        | SUNY Cortland        | D III        | 2         | 1        | 1        | 21        | 21        |
| 1986        | SUNY Cortland        | D III        | 2         | 1        | 1        | 26        | 33        |
| 1987        | SUNY Cortland        | D III        | 1         | 0        | 1        | 7         | 15        |
| 1988        | SUNY Cortland        | D III        | 1         | 0        | 1        | 5         | 11        |
| 1989        | SUNY Cortland        | D III        | 1         | 0        | 1        | 6         | 14        |
| 1998        | SUNY Cortland        | D III        | 1         | 0        | 1        | 8         | 16        |
| 2001        | SUNY Cortland        | D III        | 1         | 0        | 1        | 7         | 9         |
| 2002        | SUNY Cortland        | D III        | 2         | 1        | 1        | 18        | 11        |
| 2003        | SUNY Cortland        | D III        | 3         | 2        | 1        | 35        | 18        |
| 2004        | SUNY Cortland        | D III        | 2         | 1        | 1        | 22        | 13        |
| 2005        | SUNY Cortland        | D III        | 2         | 1        | 1        | 21        | 21        |
| <b>2006</b> | <b>SUNY Cortland</b> | <b>D III</b> | <b>4</b>  | <b>4</b> | <b>0</b> | <b>48</b> | <b>33</b> |
| 2007        | SUNY Cortland        | D III        | 4         | 3        | 1        | 43        | 38        |
| 2008        | SUNY Cortland        | D III        | 4         | 3        | 1        | 52        | 43        |
| <b>2009</b> | <b>SUNY Cortland</b> | <b>D III</b> | <b>4</b>  | <b>4</b> | <b>0</b> | <b>46</b> | <b>32</b> |
| 2010        | SUNY Cortland        | D III        | 3         | 2        | 1        | 42        | 23        |
| 2011        | SUNY Cortland        | D III        | 2         | 1        | 1        | 19        | 13        |
| 2012        | SUNY Cortland        | D III        | 4         | 3        | 1        | 41        | 37        |
| 2013        | SUNY Cortland        | D III        | 3         | 2        | 1        | 35        | 25        |
| 2014        | SUNY Cortland        | D III        | 3         | 2        | 1        | 39        | 31        |
| 2015        | SUNY Cortland        | D III        | 3         | 2        | 1        | 29        | 32        |
| 2016        | SUNY Cortland        | D III        | 2         | 1        | 1        | 19        | 24        |
| 2017        | SUNY Cortland        | D III        | 3         | 2        | 1        | 46        | 31        |
| 2018        | SUNY Cortland        | D III        | 1         | 0        | 1        | 12        | 16        |
| 2019        | SUNY Cortland        | D III        | 1         | 0        | 1        | 7         | 12        |
| 2021        | SUNY Cortland        | D III        | 2         | 1        | 1        | 30        | 31        |
| 2022        | SUNY Cortland        | D III        | 1         | 0        | 1        | 14        | 15        |

**DENISON UNIVERSITY**

|      |                    | <u>DIV</u> | <u>GP</u> | <u>W</u> | <u>L</u> | <u>GF</u> | <u>GA</u> |
|------|--------------------|------------|-----------|----------|----------|-----------|-----------|
| 1982 | Denison University | D III      | 1         | 0        | 1        | 8         | 11        |
| 1984 | Denison University | D III      | 1         | 0        | 1        | 12        | 21        |
| 1985 | Denison University | D III      | 1         | 0        | 1        | 8         | 17        |
| 1986 | Denison University | D III      | 1         | 0        | 1        | 6         | 10        |
| 1988 | Denison University | D III      | 1         | 0        | 1        | 5         | 10        |
| 1994 | Denison University | D III      | 1         | 0        | 1        | 10        | 11        |
| 1996 | Denison University | D III      | 1         | 0        | 1        | 6         | 16        |
| 1997 | Denison University | D III      | 1         | 0        | 1        | 13        | 18        |
| 1998 | Denison University | D III      | 1         | 0        | 1        | 13        | 16        |
| 1999 | Denison University | D III      | 3         | 2        | 1        | 35        | 28        |
| 2000 | Denison University | D III      | 1         | 0        | 1        | 10        | 13        |
| 2001 | Denison University | D III      | 3         | 2        | 1        | 28        | 24        |
| 2005 | Denison University | D III      | 1         | 0        | 1        | 6         | 9         |
| 2006 | Denison University | D III      | 2         | 1        | 1        | 15        | 22        |
| 2007 | Denison University | D III      | 1         | 0        | 1        | 5         | 8         |
| 2008 | Denison University | D III      | 2         | 1        | 1        | 26        | 14        |
| 2009 | Denison University | D III      | 3         | 2        | 1        | 34        | 22        |
| 2010 | Denison University | D III      | 1         | 0        | 1        | 7         | 10        |
| 2011 | Denison University | D III      | 2         | 1        | 1        | 19        | 19        |
| 2012 | Denison University | D III      | 3         | 2        | 1        | 29        | 30        |
| 2014 | Denison University | D III      | 3         | 2        | 1        | 35        | 27        |
| 2016 | Denison University | D III      | 3         | 2        | 1        | 41        | 16        |
| 2017 | Denison University | D III      | 4         | 3        | 1        | 71        | 41        |
| 2018 | Denison University | D III      | 2         | 1        | 1        | 35        | 20        |
| 2019 | Denison University | D III      | 3         | 2        | 1        | 33        | 32        |
| 2021 | Denison University | D III      | 1         | 0        | 1        | 11        | 12        |
| 2022 | Denison University | D III      | 2         | 1        | 1        | 18        | 29        |
| 2023 | Denison University | D III      | 2         | 1        | 1        | 23        | 24        |

**DESALES UNIVERSITY**

|      |                    | <u>DIV</u> | <u>GP</u> | <u>W</u> | <u>L</u> | <u>GF</u> | <u>GA</u> |
|------|--------------------|------------|-----------|----------|----------|-----------|-----------|
| 2019 | DeSales University | D III      | 1         | 0        | 1        | 4         | 15        |

**DICKINSON COLLEGE**

|      |                   | <u>DIV</u> | <u>GP</u> | <u>W</u> | <u>L</u> | <u>GF</u> | <u>GA</u> |
|------|-------------------|------------|-----------|----------|----------|-----------|-----------|
| 2010 | Dickinson College | D III      | 2         | 1        | 1        | 12        | 16        |
| 2011 | Dickinson College | D III      | 2         | 1        | 1        | 15        | 16        |
| 2012 | Dickinson College | D III      | 2         | 1        | 1        | 22        | 18        |
| 2013 | Dickinson College | D III      | 2         | 1        | 1        | 29        | 18        |
| 2018 | Dickinson College | D III      | 3         | 2        | 1        | 33        | 30        |
| 2022 | Dickinson College | D III      | 2         | 1        | 1        | 27        | 23        |
| 2023 | Dickinson College | D III      | 3         | 2        | 1        | 42        | 25        |

**UNIVERSITY OF DUBUQUE**

|      |                       | <u>DIV</u> | <u>GP</u> | <u>W</u> | <u>L</u> | <u>GF</u> | <u>GA</u> |
|------|-----------------------|------------|-----------|----------|----------|-----------|-----------|
| 2022 | University of Dubuque | D III      | 1         | 0        | 1        | 6         | 11        |

**EASTERN UNIVERSITY**

|      |                    | <u>DIV</u> | <u>GP</u> | <u>W</u> | <u>L</u> | <u>GF</u> | <u>GA</u> |
|------|--------------------|------------|-----------|----------|----------|-----------|-----------|
| 2012 | Eastern University | D III      | 1         | 0        | 1        | 3         | 19        |
| 2014 | Eastern University | D III      | 1         | 0        | 1        | 6         | 13        |
| 2015 | Eastern University | D III      | 1         | 0        | 1        | 5         | 12        |
| 2016 | Eastern University | D III      | 1         | 0        | 1        | 6         | 11        |
| 2018 | Eastern University | D III      | 1         | 0        | 1        | 7         | 8         |

**EASTERN CONNECTICUT STATE UNIVERSITY**

|      |                                      | <u>DIV</u> | <u>GP</u> | <u>W</u> | <u>L</u> | <u>GF</u> | <u>GA</u> |
|------|--------------------------------------|------------|-----------|----------|----------|-----------|-----------|
| 2001 | Eastern Connecticut State University | D III      | 1         | 0        | 1        | 9         | 11        |
| 2002 | Eastern Connecticut State University | D III      | 1         | 0        | 1        | 8         | 19        |
| 2003 | Eastern Connecticut State University | D III      | 1         | 0        | 1        | 10        | 11        |
| 2004 | Eastern Connecticut State University | D III      | 1         | 0        | 1        | 4         | 18        |
| 2006 | Eastern Connecticut State University | D III      | 1         | 0        | 1        | 4         | 7         |
| 2009 | Eastern Connecticut State University | D III      | 2         | 1        | 1        | 14        | 17        |
| 2012 | Eastern Connecticut State University | D III      | 1         | 0        | 1        | 9         | 13        |
| 2013 | Eastern Connecticut State University | D III      | 1         | 0        | 1        | 10        | 16        |

**ELIZABETHTOWN COLLEGE**

|      |                       | <u>DIV</u> | <u>GP</u> | <u>W</u> | <u>L</u> | <u>GF</u> | <u>GA</u> |
|------|-----------------------|------------|-----------|----------|----------|-----------|-----------|
| 2017 | Elizabethtown College | D III      | 1         | 0        | 1        | 8         | 11        |
| 2018 | Elizabethtown College | D III      | 2         | 1        | 1        | 12        | 21        |
| 2019 | Elizabethtown College | D III      | 1         | 0        | 1        | 9         | 21        |

**EMMANUEL COLLEGE**

|      |                  | <u>DIV</u> | <u>GP</u> | <u>W</u> | <u>L</u> | <u>GF</u> | <u>GA</u> |
|------|------------------|------------|-----------|----------|----------|-----------|-----------|
| 2014 | Emmanuel College | D III      | 1         | 0        | 1        | 2         | 24        |
| 2015 | Emmanuel College | D III      | 1         | 0        | 1        | 6         | 21        |
| 2016 | Emmanuel College | D III      | 1         | 0        | 1        | 5         | 25        |
| 2023 | Emmanuel College | D III      | 2         | 1        | 1        | 17        | 34        |

**ENDICOTT COLLEGE**

|      |                  | <u>DIV</u> | <u>GP</u> | <u>W</u> | <u>L</u> | <u>GF</u> | <u>GA</u> |
|------|------------------|------------|-----------|----------|----------|-----------|-----------|
| 2001 | Endicott College | D III      | 1         | 0        | 1        | 3         | 29        |
| 2004 | Endicott College | D III      | 1         | 0        | 1        | 4         | 19        |
| 2005 | Endicott College | D III      | 1         | 0        | 1        | 12        | 15        |
| 2006 | Endicott College | D III      | 1         | 0        | 1        | 10        | 13        |
| 2007 | Endicott College | D III      | 1         | 0        | 1        | 8         | 9         |
| 2010 | Endicott College | D III      | 2         | 1        | 1        | 16        | 27        |
| 2011 | Endicott College | D III      | 2         | 1        | 1        | 14        | 17        |
| 2014 | Endicott College | D III      | 2         | 1        | 1        | 22        | 20        |
| 2015 | Endicott College | D III      | 2         | 1        | 1        | 18        | 19        |
| 2017 | Endicott College | D III      | 1         | 0        | 1        | 6         | 17        |
| 2021 | Endicott College | D III      | 0         | 0        | 0        | 0         | 0         |

**FAIRLEIGH DICKINSON UNIVERSITY – FLORHAM**

|      |             | <u>DIV</u> | <u>GP</u> | <u>W</u> | <u>L</u> | <u>GF</u> | <u>GA</u> |
|------|-------------|------------|-----------|----------|----------|-----------|-----------|
| 2009 | FDU-Florham | D III      | 1         | 0        | 1        | 5         | 6         |

**FAIRLEIGH DICKINSON UNIVERSITY – MADISON**

|      |             | <u>DIV</u> | <u>GP</u> | <u>W</u> | <u>L</u> | <u>GF</u> | <u>GA</u> |
|------|-------------|------------|-----------|----------|----------|-----------|-----------|
| 1981 | FDU-Madison | D III      | 1         | 0        | 1        | 4         | 27        |

**FRANKLIN & MARSHALL COLLEGE**

|      |                             | <u>DIV</u> | <u>GP</u> | <u>W</u> | <u>L</u> | <u>GF</u> | <u>GA</u> |
|------|-----------------------------|------------|-----------|----------|----------|-----------|-----------|
| 1988 | Franklin & Marshall College | D III      | 2         | 1        | 1        | 17        | 24        |
| 1990 | Franklin & Marshall College | D III      | 1         | 0        | 1        | 7         | 17        |
| 1995 | Franklin & Marshall College | D III      | 1         | 0        | 1        | 9         | 15        |
| 2003 | Franklin & Marshall College | D III      | 2         | 1        | 1        | 21        | 38        |
| 2017 | Franklin & Marshall College | D III      | 2         | 1        | 1        | 20        | 25        |
| 2019 | Franklin & Marshall College | D III      | 1         | 0        | 1        | 9         | 12        |
| 2021 | Franklin & Marshall College | D III      | 2         | 1        | 1        | 25        | 22        |

**STATE UNIVERSITY OF NEW YORK COLLEGE AT GENESEO**

|      |              | <u>DIV</u> | <u>GP</u> | <u>W</u> | <u>L</u> | <u>GF</u> | <u>GA</u> |
|------|--------------|------------|-----------|----------|----------|-----------|-----------|
| 2004 | SUNY Geneseo | D III      | 2         | 1        | 1        | 24        | 18        |
| 2006 | SUNY Geneseo | D III      | 2         | 1        | 1        | 22        | 21        |
| 2007 | SUNY Geneseo | D III      | 1         | 0        | 1        | 5         | 15        |
| 2023 | SUNY Geneseo | D III      | 1         | 0        | 1        | 11        | 17        |

**GETTYSBURG COLLEGE**

|      |                    | <u>DIV</u> | <u>GP</u> | <u>W</u> | <u>L</u> | <u>GF</u> | <u>GA</u> |
|------|--------------------|------------|-----------|----------|----------|-----------|-----------|
| 1989 | Gettysburg College | D III      | 1         | 0        | 1        | 5         | 12        |
| 1991 | Gettysburg College | D III      | 1         | 0        | 1        | 10        | 17        |
| 1992 | Gettysburg College | D III      | 1         | 0        | 1        | 15        | 16        |
| 1993 | Gettysburg College | D III      | 1         | 0        | 1        | 8         | 19        |
| 1994 | Gettysburg College | D III      | 2         | 1        | 1        | 22        | 30        |
| 1995 | Gettysburg College | D III      | 2         | 1        | 1        | 24        | 30        |
| 1996 | Gettysburg College | D III      | 1         | 0        | 1        | 10        | 14        |
| 1997 | Gettysburg College | D III      | 2         | 1        | 1        | 19        | 19        |
| 1998 | Gettysburg College | D III      | 2         | 1        | 1        | 27        | 24        |
| 1999 | Gettysburg College | D III      | 1         | 0        | 1        | 13        | 14        |
| 2000 | Gettysburg College | D III      | 2         | 1        | 1        | 29        | 18        |
| 2001 | Gettysburg College | D III      | 3         | 2        | 1        | 39        | 34        |
| 2002 | Gettysburg College | D III      | 4         | 3        | 1        | 44        | 32        |
| 2004 | Gettysburg College | D III      | 2         | 1        | 1        | 26        | 11        |
| 2005 | Gettysburg College | D III      | 2         | 1        | 1        | 25        | 21        |
| 2006 | Gettysburg College | D III      | 2         | 1        | 1        | 25        | 20        |
| 2007 | Gettysburg College | D III      | 3         | 2        | 1        | 29        | 21        |
| 2008 | Gettysburg College | D III      | 3         | 2        | 1        | 30        | 23        |
| 2009 | Gettysburg College | D III      | 4         | 3        | 1        | 47        | 34        |
| 2010 | Gettysburg College | D III      | 1         | 0        | 1        | 10        | 11        |



|      |                    |       |   |   |   |    |    |
|------|--------------------|-------|---|---|---|----|----|
| 2011 | Gettysburg College | D III | 2 | 1 | 1 | 17 | 18 |
| 2012 | Gettysburg College | D III | 2 | 1 | 1 | 13 | 17 |
| 2015 | Gettysburg College | D III | 4 | 3 | 1 | 47 | 28 |
| 2016 | Gettysburg College | D III | 4 | 3 | 1 | 32 | 37 |
| 2018 | Gettysburg College | D III | 4 | 3 | 1 | 52 | 25 |
| 2019 | Gettysburg College | D III | 1 | 0 | 1 | 10 | 11 |
| 2022 | Gettysburg College | D III | 3 | 2 | 1 | 44 | 29 |
| 2023 | Gettysburg College | D III | 2 | 1 | 1 | 34 | 26 |

### GROVE CITY COLLEGE

|      |                    | <u>DIV</u> | <u>GP</u> | <u>W</u> | <u>L</u> | <u>GF</u> | <u>GA</u> |
|------|--------------------|------------|-----------|----------|----------|-----------|-----------|
| 2019 | Grove City College | D III      | 1         | 0        | 1        | 13        | 14        |
| 2021 | Grove City College | D III      | 1         | 0        | 1        | 11        | 21        |
| 2022 | Grove City College | D III      | 1         | 0        | 1        | 13        | 14        |
| 2023 | Grove City College | D III      | 2         | 1        | 1        | 28        | 30        |

### GORDON COLLEGE

|      |                | <u>DIV</u> | <u>GP</u> | <u>W</u> | <u>L</u> | <u>GF</u> | <u>GA</u> |
|------|----------------|------------|-----------|----------|----------|-----------|-----------|
| 2003 | Gordon College | D III      | 1         | 0        | 1        | 2         | 19        |

### GOUCHER COLLEGE

|      |                 | <u>DIV</u> | <u>GP</u> | <u>W</u> | <u>L</u> | <u>GF</u> | <u>GA</u> |
|------|-----------------|------------|-----------|----------|----------|-----------|-----------|
| 2010 | Goucher College | D III      | 1         | 0        | 1        | 6         | 10        |
| 2012 | Goucher College | D III      | 2         | 1        | 1        | 9         | 16        |

### HAMILTON COLLEGE

|      |                  | <u>DIV</u> | <u>GP</u> | <u>W</u> | <u>L</u> | <u>GF</u> | <u>GA</u> |
|------|------------------|------------|-----------|----------|----------|-----------|-----------|
| 2003 | Hamilton College | D III      | 2         | 1        | 1        | 18        | 18        |

### HAMPDEN-SYDNEY COLLEGE

|      |                        | <u>DIV</u> | <u>GP</u> | <u>W</u> | <u>L</u> | <u>GF</u> | <u>GA</u> |
|------|------------------------|------------|-----------|----------|----------|-----------|-----------|
| 1982 | Hampden-Sydney College | D III      | 1         | 0        | 1        | 11        | 22        |
| 1989 | Hampden-Sydney College | D III      | 1         | 0        | 1        | 5         | 12        |
| 1995 | Hampden-Sydney College | D III      | 1         | 0        | 1        | 8         | 23        |
| 1998 | Hampden-Sydney College | D III      | 1         | 0        | 1        | 9         | 13        |
| 1999 | Hampden-Sydney College | D III      | 2         | 1        | 1        | 27        | 24        |
| 2001 | Hampden-Sydney College | D III      | 1         | 0        | 1        | 5         | 10        |
| 2002 | Hampden-Sydney College | D III      | 1         | 0        | 1        | 8         | 15        |
| 2003 | Hampden-Sydney College | D III      | 2         | 1        | 1        | 25        | 27        |
| 2017 | Hampden-Sydney College | D III      | 2         | 1        | 1        | 35        | 33        |

### HARTWICK COLLEGE

|      |                  | <u>DIV</u> | <u>GP</u> | <u>W</u> | <u>L</u> | <u>GF</u> | <u>GA</u> |
|------|------------------|------------|-----------|----------|----------|-----------|-----------|
| 1995 | Hartwick College | D III      | 1         | 0        | 1        | 8         | 16        |

### HAVERFORD COLLEGE

|      |                   | <u>DIV</u> | <u>GP</u> | <u>W</u> | <u>L</u> | <u>GF</u> | <u>GA</u> |
|------|-------------------|------------|-----------|----------|----------|-----------|-----------|
| 2008 | Haverford College | D III      | 1         | 0        | 1        | 10        | 13        |
| 2009 | Haverford College | D III      | 1         | 0        | 1        | 10        | 16        |
| 2010 | Haverford College | D III      | 2         | 1        | 1        | 24        | 17        |

**HOBART COLLEGE**

|      |                | <u>DIV</u> | <u>GP</u> | <u>W</u> | <u>L</u> | <u>GF</u> | <u>GA</u> |
|------|----------------|------------|-----------|----------|----------|-----------|-----------|
| 1980 | Hobart College | D III      | 3         | 3        | 0        | 69        | 14        |
| 1981 | Hobart College | D III      | 3         | 3        | 0        | 60        | 18        |
| 1982 | Hobart College | D III      | 3         | 3        | 0        | 53        | 23        |
| 1983 | Hobart College | D III      | 3         | 3        | 0        | 49        | 24        |
| 1984 | Hobart College | D III      | 3         | 3        | 0        | 48        | 23        |
| 1985 | Hobart College | D III      | 3         | 3        | 0        | 48        | 24        |
| 1986 | Hobart College | D III      | 3         | 3        | 0        | 64        | 19        |
| 1987 | Hobart College | D III      | 3         | 3        | 0        | 38        | 16        |
| 1988 | Hobart College | D III      | 3         | 3        | 0        | 54        | 27        |
| 1989 | Hobart College | D III      | 3         | 3        | 0        | 39        | 24        |
| 1990 | Hobart College | D III      | 3         | 3        | 0        | 61        | 22        |
| 1991 | Hobart College | D III      | 3         | 3        | 0        | 49        | 40        |
| 1992 | Hobart College | D III      | 2         | 1        | 1        | 29        | 20        |
| 1993 | Hobart College | D III      | 3         | 3        | 0        | 55        | 34        |
| 1994 | Hobart College | D III      | 3         | 2        | 1        | 46        | 42        |

**HOPE COLLEGE**

|      |              | <u>DIV</u> | <u>GP</u> | <u>W</u> | <u>L</u> | <u>GF</u> | <u>GA</u> |
|------|--------------|------------|-----------|----------|----------|-----------|-----------|
| 2019 | Hope College | D III      | 1         | 0        | 1        | 6         | 7         |
| 2021 | Hope College | D III      | 2         | 1        | 1        | 36        | 35        |
| 2023 | Hope College | D III      | 1         | 0        | 1        | 9         | 17        |

**HUNTINGDON COLLEGE**

|      |                    | <u>DIV</u> | <u>GP</u> | <u>W</u> | <u>L</u> | <u>GF</u> | <u>GA</u> |
|------|--------------------|------------|-----------|----------|----------|-----------|-----------|
| 2018 | Huntingdon College | D III      | 1         | 0        | 1        | 1         | 14        |

**ILLINOIS WESLEYAN UNIVERSITY**

|      |                              | <u>DIV</u> | <u>GP</u> | <u>W</u> | <u>L</u> | <u>GF</u> | <u>GA</u> |
|------|------------------------------|------------|-----------|----------|----------|-----------|-----------|
| 2017 | Illinois Wesleyan University | D III      | 2         | 1        | 1        | 30        | 40        |
| 2018 | Illinois Wesleyan University | D III      | 1         | 0        | 1        | 9         | 25        |
| 2019 | Illinois Wesleyan University | D III      | 1         | 0        | 1        | 9         | 22        |
| 2021 | Illinois Wesleyan University | D III      | 3         | 2        | 1        | 53        | 52        |
| 2023 | Illinois Wesleyan University | D III      | 2         | 1        | 1        | 29        | 25        |

**ITHACA COLLEGE**

|      |                | <u>DIV</u> | <u>GP</u> | <u>W</u> | <u>L</u> | <u>GF</u> | <u>GA</u> |
|------|----------------|------------|-----------|----------|----------|-----------|-----------|
| 1980 | Ithaca College | D III      | 2         | 1        | 1        | 24        | 25        |
| 1983 | Ithaca College | D III      | 1         | 0        | 1        | 11        | 14        |
| 1991 | Ithaca College | D III      | 1         | 0        | 1        | 10        | 16        |
| 1992 | Ithaca College | D III      | 2         | 1        | 1        | 31        | 29        |
| 1998 | Ithaca College | D III      | 1         | 0        | 1        | 15        | 16        |
| 2001 | Ithaca College | D III      | 2         | 1        | 1        | 21        | 26        |
| 2002 | Ithaca College | D III      | 3         | 2        | 1        | 32        | 36        |
| 2007 | Ithaca College | D III      | 2         | 1        | 1        | 23        | 22        |
| 2008 | Ithaca College | D III      | 3         | 2        | 1        | 35        | 38        |
| 2014 | Ithaca College | D III      | 2         | 1        | 1        | 21        | 24        |
| 2016 | Ithaca College | D III      | 3         | 2        | 1        | 42        | 34        |
| 2018 | Ithaca College | D III      | 2         | 1        | 1        | 26        | 30        |

**JOHN CARROLL UNIVERSITY**

|      |                         | <u>DIV</u> | <u>GP</u> | <u>W</u> | <u>L</u> | <u>GF</u> | <u>GA</u> |
|------|-------------------------|------------|-----------|----------|----------|-----------|-----------|
| 2016 | John Carroll University | D III      | 1         | 0        | 1        | 6         | 29        |
| 2017 | John Carroll University | D III      | 2         | 1        | 1        | 22        | 38        |
| 2018 | John Carroll University | D III      | 1         | 0        | 1        | 6         | 9         |
| 2019 | John Carroll University | D III      | 2         | 1        | 1        | 12        | 26        |
| 2021 | John Carroll University | D III      | 1         | 0        | 1        | 9         | 16        |
| 2022 | John Carroll University | D III      | 2         | 1        | 1        | 18        | 19        |
| 2023 | John Carroll University | D III      | 2         | 1        | 1        | 26        | 21        |

**JOHNSON & WALES UNIVERSITY**

|      |                            | <u>DIV</u> | <u>GP</u> | <u>W</u> | <u>L</u> | <u>GF</u> | <u>GA</u> |
|------|----------------------------|------------|-----------|----------|----------|-----------|-----------|
| 2018 | Johnson & Wales University | D III      | 1         | 0        | 1        | 15        | 22        |

**KEAN UNIVERSITY**

|      |                 | <u>DIV</u> | <u>GP</u> | <u>W</u> | <u>L</u> | <u>GF</u> | <u>GA</u> |
|------|-----------------|------------|-----------|----------|----------|-----------|-----------|
| 2008 | Kean University | D III      | 1         | 0        | 1        | 2         | 17        |
| 2021 | Kean University | D III      | 1         | 0        | 1        | 9         | 15        |

**KEENE STATE COLLEGE**

|      |                     | <u>DIV</u> | <u>GP</u> | <u>W</u> | <u>L</u> | <u>GF</u> | <u>GA</u> |
|------|---------------------|------------|-----------|----------|----------|-----------|-----------|
| 2005 | Keene State College | D III      | 1         | 0        | 1        | 10        | 11        |
| 2007 | Keene State College | D III      | 2         | 1        | 1        | 19        | 24        |
| 2010 | Keene State College | D III      | 2         | 1        | 1        | 27        | 25        |
| 2011 | Keene State College | D III      | 1         | 0        | 1        | 8         | 12        |
| 2014 | Keene State College | D III      | 1         | 0        | 1        | 10        | 13        |
| 2015 | Keene State College | D III      | 1         | 0        | 1        | 11        | 16        |
| 2016 | Keene State College | D III      | 1         | 0        | 1        | 7         | 10        |
| 2017 | Keene State College | D III      | 1         | 0        | 1        | 14        | 26        |
| 2018 | Keene State College | D III      | 1         | 0        | 1        | 7         | 24        |
| 2019 | Keene State College | D III      | 1         | 0        | 1        | 10        | 21        |

**KENYON COLLEGE**

|      |                | <u>DIV</u> | <u>GP</u> | <u>W</u> | <u>L</u> | <u>GF</u> | <u>GA</u> |
|------|----------------|------------|-----------|----------|----------|-----------|-----------|
| 2000 | Kenyon College | D III      | 1         | 0        | 1        | 4         | 22        |
| 2006 | Kenyon College | D III      | 1         | 0        | 1        | 9         | 11        |
| 2008 | Kenyon College | D III      | 1         | 0        | 1        | 8         | 12        |
| 2012 | Kenyon College | D III      | 1         | 0        | 1        | 6         | 15        |
| 2023 | Kenyon College | D III      | 1         | 0        | 1        | 11        | 20        |

**KEUKA COLLEGE**

|      |               | <u>DIV</u> | <u>GP</u> | <u>W</u> | <u>L</u> | <u>GF</u> | <u>GA</u> |
|------|---------------|------------|-----------|----------|----------|-----------|-----------|
| 2014 | Keuka College | D III      | 1         | 0        | 1        | 6         | 20        |

**LAKE FOREST COLLEGE**

|      |                     | <u>DIV</u> | <u>GP</u> | <u>W</u> | <u>L</u> | <u>GF</u> | <u>GA</u> |
|------|---------------------|------------|-----------|----------|----------|-----------|-----------|
| 2023 | Lake Forest College | D III      | 1         | 0        | 1        | 2         | 23        |

**LASELL COLLEGE**

|      |                | <u>DIV</u> | <u>GP</u> | <u>W</u> | <u>L</u> | <u>GF</u> | <u>GA</u> |
|------|----------------|------------|-----------|----------|----------|-----------|-----------|
| 2017 | Lasell College | D III      | 1         | 0        | 1        | 7         | 9         |
| 2021 | Lasell College | D III      | 1         | 0        | 1        | 6         | 21        |

**LYNCHBURG COLLEGE**

|      |                   | <u>DIV</u> | <u>GP</u> | <u>W</u> | <u>L</u> | <u>GF</u> | <u>GA</u> |
|------|-------------------|------------|-----------|----------|----------|-----------|-----------|
| 1999 | Lynchburg College | D III      | 1         | 0        | 1        | 9         | 17        |
| 2003 | Lynchburg College | D III      | 1         | 0        | 1        | 12        | 13        |
| 2005 | Lynchburg College | D III      | 2         | 1        | 1        | 18        | 16        |
| 2006 | Lynchburg College | D III      | 1         | 0        | 1        | 7         | 8         |
| 2008 | Lynchburg College | D III      | 1         | 0        | 1        | 9         | 12        |
| 2012 | Lynchburg College | D III      | 1         | 0        | 1        | 5         | 10        |
| 2013 | Lynchburg College | D III      | 3         | 2        | 1        | 25        | 27        |
| 2014 | Lynchburg College | D III      | 2         | 1        | 1        | 32        | 14        |
| 2015 | Lynchburg College | D III      | 5         | 4        | 1        | 67        | 51        |
| 2016 | Lynchburg College | D III      | 1         | 0        | 1        | 7         | 8         |
| 2017 | Lynchburg College | D III      | 3         | 2        | 1        | 33        | 38        |
| 2018 | Lynchburg College | D III      | 1         | 0        | 1        | 12        | 16        |
| 2019 | Lynchburg College | D III      | 2         | 1        | 1        | 25        | 23        |
| 2021 | Lynchburg College | D III      | 3         | 2        | 1        | 51        | 31        |
| 2022 | Lynchburg College | D III      | 1         | 0        | 1        | 10        | 14        |
| 2023 | Lynchburg College | D III      | 3         | 2        | 1        | 34        | 35        |

**MAINE MARITIME ACADEMY**

|      |                        | <u>DIV</u> | <u>GP</u> | <u>W</u> | <u>L</u> | <u>GF</u> | <u>GA</u> |
|------|------------------------|------------|-----------|----------|----------|-----------|-----------|
| 2022 | Maine Maritime Academy | D III      | 1         | 0        | 1        | 12        | 20        |
| 2023 | Maine Maritime Academy | D III      | 1         | 0        | 1        | 7         | 12        |

**STATE UNIVERSITY OF NEW YORK MARITIME COLLEGE**

|      |               | <u>DIV</u> | <u>GP</u> | <u>W</u> | <u>L</u> | <u>GF</u> | <u>GA</u> |
|------|---------------|------------|-----------|----------|----------|-----------|-----------|
| 2019 | SUNY Maritime | D III      | 2         | 1        | 1        | 18        | 32        |
| 2021 | SUNY Maritime | D III      | 1         | 0        | 1        | 6         | 21        |
| 2022 | SUNY Maritime | D III      | 1         | 0        | 1        | 8         | 16        |

**UNIVERSITY OF MARY WASHINGTON**

|      |                               | <u>DIV</u> | <u>GP</u> | <u>W</u> | <u>L</u> | <u>GF</u> | <u>GA</u> |
|------|-------------------------------|------------|-----------|----------|----------|-----------|-----------|
| 2014 | University of Mary Washington | D III      | 1         | 0        | 1        | 8         | 9         |

**UNIVERSITY OF MASSACHUSETTS BOSTON**

|      |                                    | <u>DIV</u> | <u>GP</u> | <u>W</u> | <u>L</u> | <u>GF</u> | <u>GA</u> |
|------|------------------------------------|------------|-----------|----------|----------|-----------|-----------|
| 2021 | University of Massachusetts Boston | D III      | 1         | 0        | 1        | 6         | 24        |
| 2022 | University of Massachusetts Boston | D III      | 1         | 0        | 1        | 11        | 26        |

**MASSACHUSETTS INSTITUTE OF TECHNOLOGY**

|      |                                       | <u>DIV</u> | <u>GP</u> | <u>W</u> | <u>L</u> | <u>GF</u> | <u>GA</u> |
|------|---------------------------------------|------------|-----------|----------|----------|-----------|-----------|
| 1980 | Massachusetts Institute of Technology | D III      | 1         | 0        | 1        | 1         | 37        |
| 2022 | Massachusetts Institute of Technology | D III      | 2         | 1        | 1        | 16        | 34        |

**UNITED STATES MERCHANT MARINE ACADEMY**

|      |                            | <u>DIV</u> | <u>GP</u> | <u>W</u> | <u>L</u> | <u>GF</u> | <u>GA</u> |
|------|----------------------------|------------|-----------|----------|----------|-----------|-----------|
| 2007 | US Merchant Marine Academy | D III      | 1         | 0        | 1        | 11        | 14        |
| 2009 | US Merchant Marine Academy | D III      | 1         | 0        | 1        | 9         | 10        |
| 2018 | US Merchant Marine Academy | D III      | 2         | 1        | 1        | 30        | 40        |
| 2023 | US Merchant Marine Academy | D III      | 1         | 0        | 1        | 5         | 10        |

**MESSIAH COLLEGE**

|      |                 | <u>DIV</u> | <u>GP</u> | <u>W</u> | <u>L</u> | <u>GF</u> | <u>GA</u> |
|------|-----------------|------------|-----------|----------|----------|-----------|-----------|
| 2001 | Messiah College | D III      | 1         | 0        | 1        | 8         | 14        |
| 2004 | Messiah College | D III      | 1         | 0        | 1        | 8         | 12        |

**MIDDLEBURY COLLEGE**

|             |                           | <u>DIV</u>   | <u>GP</u> | <u>W</u> | <u>L</u> | <u>GF</u> | <u>GA</u> |
|-------------|---------------------------|--------------|-----------|----------|----------|-----------|-----------|
| 1996        | Middlebury College        | D III        | 1         | 0        | 1        | 10        | 12        |
| 1998        | Middlebury College        | D III        | 2         | 1        | 1        | 23        | 29        |
| 1999        | Middlebury College        | D III        | 4         | 3        | 1        | 56        | 43        |
| <b>2000</b> | <b>Middlebury College</b> | <b>D III</b> | <b>4</b>  | <b>4</b> | <b>0</b> | <b>65</b> | <b>32</b> |
| <b>2001</b> | <b>Middlebury College</b> | <b>D III</b> | <b>4</b>  | <b>4</b> | <b>0</b> | <b>83</b> | <b>34</b> |
| <b>2002</b> | <b>Middlebury College</b> | <b>D III</b> | <b>4</b>  | <b>4</b> | <b>0</b> | <b>65</b> | <b>31</b> |
| 2003        | Middlebury College        | D III        | 4         | 3        | 1        | 54        | 43        |
| 2004        | Middlebury College        | D III        | 3         | 2        | 1        | 39        | 22        |
| 2005        | Middlebury College        | D III        | 4         | 3        | 1        | 50        | 43        |
| 2006        | Middlebury College        | D III        | 2         | 1        | 1        | 25        | 16        |
| 2007        | Middlebury College        | D III        | 2         | 1        | 1        | 30        | 15        |
| 2008        | Middlebury College        | D III        | 2         | 1        | 1        | 20        | 18        |
| 2009        | Middlebury College        | D III        | 3         | 2        | 1        | 36        | 32        |
| 2010        | Middlebury College        | D III        | 3         | 2        | 1        | 35        | 25        |
| 2011        | Middlebury College        | D III        | 2         | 1        | 1        | 33        | 19        |
| 2015        | Middlebury College        | D III        | 2         | 1        | 1        | 27        | 24        |
| 2016        | Middlebury College        | D III        | 1         | 0        | 1        | 10        | 11        |
| 2023        | Middlebury College        | D III        | 3         | 2        | 1        | 35        | 35        |

**MISERICORDIA UNIVERSITY**

|      |                         | <u>DIV</u> | <u>GP</u> | <u>W</u> | <u>L</u> | <u>GF</u> | <u>GA</u> |
|------|-------------------------|------------|-----------|----------|----------|-----------|-----------|
| 2017 | Misericordia University | D III      | 2         | 1        | 1        | 12        | 31        |

**MONTCLAIR STATE UNIVERSITY**

|      |                            | <u>DIV</u> | <u>GP</u> | <u>W</u> | <u>L</u> | <u>GF</u> | <u>GA</u> |
|------|----------------------------|------------|-----------|----------|----------|-----------|-----------|
| 2009 | Montclair State University | D III      | 1         | 0        | 1        | 3         | 17        |
| 2010 | Montclair State University | D III      | 1         | 0        | 1        | 6         | 8         |
| 2011 | Montclair State University | D III      | 1         | 0        | 1        | 7         | 9         |
| 2012 | Montclair State University | D III      | 1         | 0        | 1        | 5         | 12        |
| 2013 | Montclair State University | D III      | 1         | 0        | 1        | 11        | 13        |
| 2014 | Montclair State University | D III      | 1         | 0        | 1        | 4         | 13        |
| 2015 | Montclair State University | D III      | 1         | 0        | 1        | 8         | 17        |
| 2016 | Montclair State University | D III      | 2         | 1        | 1        | 18        | 18        |
| 2017 | Montclair State University | D III      | 1         | 0        | 1        | 6         | 19        |

**MORRISVILLE STATE COLLEGE**

|      |                           | <u>DIV</u> | <u>GP</u> | <u>W</u> | <u>L</u> | <u>GF</u> | <u>GA</u> |
|------|---------------------------|------------|-----------|----------|----------|-----------|-----------|
| 2015 | Morrisville State College | D III      | 1         | 0        | 1        | 3         | 24        |
| 2016 | Morrisville State College | D III      | 1         | 0        | 1        | 7         | 24        |
| 2017 | Morrisville State College | D III      | 1         | 0        | 1        | 1         | 12        |
| 2018 | Morrisville State College | D III      | 2         | 1        | 1        | 13        | 26        |
| 2019 | Morrisville State College | D III      | 1         | 0        | 1        | 9         | 20        |

**MOUNT IDA COLLEGE**

|      |                   | <u>DIV</u> | <u>GP</u> | <u>W</u> | <u>L</u> | <u>GF</u> | <u>GA</u> |
|------|-------------------|------------|-----------|----------|----------|-----------|-----------|
| 2007 | Mount Ida College | D III      | 1         | 0        | 1        | 2         | 21        |
| 2009 | Mount Ida College | D III      | 1         | 0        | 1        | 4         | 21        |
| 2008 | Mount Ida College | D III      | 1         | 0        | 1        | 5         | 11        |
| 2012 | Mount Ida College | D III      | 1         | 0        | 1        | 5         | 16        |

**NAZARETH COLLEGE**

|             |                         | <u>DIV</u>   | <u>GP</u> | <u>W</u> | <u>L</u> | <u>GF</u> | <u>GA</u> |
|-------------|-------------------------|--------------|-----------|----------|----------|-----------|-----------|
| 1988        | Nazareth College        | D III        | 1         | 0        | 1        | 12        | 17        |
| 1989        | Nazareth College        | D III        | 2         | 1        | 1        | 35        | 24        |
| 1991        | Nazareth College        | D III        | 2         | 1        | 1        | 34        | 29        |
| <b>1992</b> | <b>Nazareth College</b> | <b>D III</b> | <b>3</b>  | <b>3</b> | <b>0</b> | <b>57</b> | <b>34</b> |
| 1993        | Nazareth College        | D III        | 2         | 1        | 1        | 31        | 28        |
| 1994        | Nazareth College        | D III        | 2         | 1        | 1        | 28        | 31        |
| 1995        | Nazareth College        | D III        | 3         | 2        | 1        | 43        | 43        |
| <b>1996</b> | <b>Nazareth College</b> | <b>D III</b> | <b>3</b>  | <b>3</b> | <b>0</b> | <b>42</b> | <b>31</b> |
| <b>1997</b> | <b>Nazareth College</b> | <b>D III</b> | <b>3</b>  | <b>3</b> | <b>0</b> | <b>48</b> | <b>29</b> |
| 1998        | Nazareth College        | D III        | 3         | 2        | 1        | 34        | 32        |
| 1999        | Nazareth College        | D III        | 1         | 0        | 1        | 6         | 10        |
| 2000        | Nazareth College        | D III        | 2         | 1        | 1        | 22        | 21        |
| 2001        | Nazareth College        | D III        | 2         | 1        | 1        | 29        | 35        |
| 2003        | Nazareth College        | D III        | 2         | 1        | 1        | 27        | 25        |
| 2004        | Nazareth College        | D III        | 4         | 3        | 1        | 49        | 33        |
| 2005        | Nazareth College        | D III        | 3         | 2        | 1        | 39        | 31        |
| 2007        | Nazareth College        | D III        | 2         | 1        | 1        | 21        | 14        |
| 2009        | Nazareth College        | D III        | 1         | 0        | 1        | 7         | 14        |
| 2011        | Nazareth College        | D III        | 1         | 0        | 1        | 7         | 15        |
| 2013        | Nazareth College        | D III        | 2         | 1        | 1        | 37        | 19        |
| 2015        | Nazareth College        | D III        | 1         | 0        | 1        | 12        | 15        |
| 2017        | Nazareth College        | D III        | 1         | 0        | 1        | 6         | 19        |

**NEW ENGLAND COLLEGE**

|      |                     | <u>DIV</u> | <u>GP</u> | <u>W</u> | <u>L</u> | <u>GF</u> | <u>GA</u> |
|------|---------------------|------------|-----------|----------|----------|-----------|-----------|
| 2000 | New England College | D III      | 1         | 0        | 1        | 5         | 24        |
| 2002 | New England College | D III      | 1         | 0        | 1        | 4         | 26        |
| 2012 | New England College | D III      | 1         | 0        | 1        | 4         | 18        |
| 2014 | New England College | D III      | 1         | 0        | 1        | 4         | 24        |
| 2016 | New England College | D III      | 1         | 0        | 1        | 2         | 25        |
| 2017 | New England College | D III      | 1         | 0        | 1        | 6         | 25        |
| 2018 | New England College | D III      | 2         | 1        | 1        | 13        | 35        |
| 2019 | New England College | D III      | 2         | 1        | 1        | 19        | 34        |
| 2023 | New England College | D III      | 1         | 0        | 1        | 9         | 17        |

**NORTH CENTRAL COLLEGE (ILLINOIS)**

|      |                                  | <u>DIV</u> | <u>GP</u> | <u>W</u> | <u>L</u> | <u>GF</u> | <u>GA</u> |
|------|----------------------------------|------------|-----------|----------|----------|-----------|-----------|
| 2022 | North Central College (Illinois) | D III      | 1         | 0        | 1        | 3         | 11        |

**UNIVERSITY OF NORTHWESTERN-ST. PAUL**

|      |                                     | <u>DIV</u> | <u>GP</u> | <u>W</u> | <u>L</u> | <u>GF</u> | <u>GA</u> |
|------|-------------------------------------|------------|-----------|----------|----------|-----------|-----------|
| 2021 | University of Northwestern-St. Paul | D III      | 1         | 0        | 1        | 8         | 30        |

**NORWICH UNIVERSITY**

|      |                    | <u>DIV</u> | <u>GP</u> | <u>W</u> | <u>L</u> | <u>GF</u> | <u>GA</u> |
|------|--------------------|------------|-----------|----------|----------|-----------|-----------|
| 2013 | Norwich University | D III      | 1         | 0        | 1        | 4         | 26        |
| 2019 | Norwich University | D III      | 1         | 0        | 1        | 10        | 12        |
| 2022 | Norwich University | D III      | 2         | 1        | 1        | 30        | 45        |

**OHIO WESLEYAN UNIVERSITY**

|      |                          | <u>DIV</u> | <u>GP</u> | <u>W</u> | <u>L</u> | <u>GF</u> | <u>GA</u> |
|------|--------------------------|------------|-----------|----------|----------|-----------|-----------|
| 1980 | Ohio Wesleyan University | D III      | 1         | 0        | 1        | 9         | 13        |
| 1981 | Ohio Wesleyan University | D III      | 1         | 0        | 1        | 5         | 18        |
| 1983 | Ohio Wesleyan University | D III      | 2         | 1        | 1        | 16        | 28        |
| 1985 | Ohio Wesleyan University | D III      | 1         | 0        | 1        | 5         | 11        |
| 1986 | Ohio Wesleyan University | D III      | 2         | 1        | 1        | 14        | 17        |
| 1987 | Ohio Wesleyan University | D III      | 3         | 2        | 1        | 34        | 16        |
| 1988 | Ohio Wesleyan University | D III      | 3         | 2        | 1        | 38        | 29        |
| 1989 | Ohio Wesleyan University | D III      | 3         | 2        | 1        | 29        | 24        |
| 1990 | Ohio Wesleyan University | D III      | 2         | 1        | 1        | 27        | 24        |
| 1991 | Ohio Wesleyan University | D III      | 2         | 1        | 1        | 31        | 28        |
| 1993 | Ohio Wesleyan University | D III      | 3         | 2        | 1        | 32        | 31        |
| 1995 | Ohio Wesleyan University | D III      | 2         | 1        | 1        | 29        | 29        |
| 1996 | Ohio Wesleyan University | D III      | 2         | 1        | 1        | 27        | 23        |
| 1997 | Ohio Wesleyan University | D III      | 2         | 1        | 1        | 27        | 29        |
| 1998 | Ohio Wesleyan University | D III      | 2         | 1        | 1        | 26        | 18        |
| 1999 | Ohio Wesleyan University | D III      | 1         | 0        | 1        | 8         | 12        |
| 2000 | Ohio Wesleyan University | D III      | 2         | 1        | 1        | 21        | 26        |
| 2003 | Ohio Wesleyan University | D III      | 1         | 0        | 1        | 4         | 15        |
| 2005 | Ohio Wesleyan University | D III      | 1         | 0        | 1        | 9         | 16        |
| 2006 | Ohio Wesleyan University | D III      | 1         | 0        | 1        | 9         | 10        |
| 2007 | Ohio Wesleyan University | D III      | 1         | 0        | 1        | 9         | 18        |
| 2008 | Ohio Wesleyan University | D III      | 2         | 1        | 1        | 21        | 21        |
| 2009 | Ohio Wesleyan University | D III      | 1         | 0        | 1        | 2         | 12        |
| 2010 | Ohio Wesleyan University | D III      | 1         | 0        | 1        | 3         | 7         |
| 2011 | Ohio Wesleyan University | D III      | 1         | 0        | 1        | 6         | 7         |
| 2012 | Ohio Wesleyan University | D III      | 1         | 0        | 1        | 4         | 7         |
| 2013 | Ohio Wesleyan University | D III      | 1         | 0        | 1        | 9         | 13        |
| 2015 | Ohio Wesleyan University | D III      | 3         | 2        | 1        | 31        | 26        |
| 2018 | Ohio Wesleyan University | D III      | 3         | 2        | 1        | 29        | 23        |

**STATE UNIVERSITY OF NEW YORK COLLEGE AT ONEONTA**

|      |              | <u>DIV</u> | <u>GP</u> | <u>W</u> | <u>L</u> | <u>GF</u> | <u>GA</u> |
|------|--------------|------------|-----------|----------|----------|-----------|-----------|
| 1999 | SUNY Oneonta | D III      | 1         | 0        | 1        | 6         | 19        |

**OTTERBEIN UNIVERSITY**

|      |                      | <u>DIV</u> | <u>GP</u> | <u>W</u> | <u>L</u> | <u>GF</u> | <u>GA</u> |
|------|----------------------|------------|-----------|----------|----------|-----------|-----------|
| 2013 | Otterbein University | D III      | 1         | 0        | 1        | 11        | 14        |
| 2014 | Otterbein University | D III      | 1         | 0        | 1        | 4         | 18        |
| 2015 | Otterbein University | D III      | 1         | 0        | 1        | 6         | 8         |

**PIEDMONT COLLEGE**

|      |                  | <u>DIV</u> | <u>GP</u> | <u>W</u> | <u>L</u> | <u>GF</u> | <u>GA</u> |
|------|------------------|------------|-----------|----------|----------|-----------|-----------|
| 2019 | Piedmont College | D III      | 1         | 0        | 1        | 2         | 23        |

**PFEIFFER UNIVERSITY**

|      |                     | <u>DIV</u> | <u>GP</u> | <u>W</u> | <u>L</u> | <u>GF</u> | <u>GA</u> |
|------|---------------------|------------|-----------|----------|----------|-----------|-----------|
| 2021 | Pfeiffer University | D III      | 1         | 0        | 1        | 11        | 26        |
| 2023 | Pfeiffer University | D III      | 1         | 0        | 1        | 9         | 11        |

**STATE UNIVERSITY OF NEW YORK COLLEGE AT PLATTSBURGH**

|      |                  | <u>DIV</u> | <u>GP</u> | <u>W</u> | <u>L</u> | <u>GF</u> | <u>GA</u> |
|------|------------------|------------|-----------|----------|----------|-----------|-----------|
| 2017 | SUNY Plattsburgh | D III      | 1         | 0        | 1        | 10        | 23        |

**STATE UNIVERSITY OF NEW YORK POLYTECHNIC INSTITUTE**

|      |                  | <u>DIV</u> | <u>GP</u> | <u>W</u> | <u>L</u> | <u>GF</u> | <u>GA</u> |
|------|------------------|------------|-----------|----------|----------|-----------|-----------|
| 2021 | SUNY Polytechnic | D III      | 1         | 0        | 1        | 3         | 30        |

**RENSELAER POLYTECHNIC INSTITUTE**

|      |                                  | <u>DIV</u> | <u>GP</u> | <u>W</u> | <u>L</u> | <u>GF</u> | <u>GA</u> |
|------|----------------------------------|------------|-----------|----------|----------|-----------|-----------|
| 2000 | Rensselaer Polytechnic Institute | D III      | 1         | 0        | 1        | 8         | 21        |
| 2001 | Rensselaer Polytechnic Institute | D III      | 2         | 1        | 1        | 23        | 22        |
| 2010 | Rensselaer Polytechnic Institute | D III      | 1         | 0        | 1        | 8         | 16        |
| 2016 | Rensselaer Polytechnic Institute | D III      | 1         | 0        | 1        | 11        | 16        |
| 2022 | Rensselaer Polytechnic Institute | D III      | 1         | 0        | 1        | 14        | 19        |

**RHODES COLLEGE**

|      |                | <u>DIV</u> | <u>GP</u> | <u>W</u> | <u>L</u> | <u>GF</u> | <u>GA</u> |
|------|----------------|------------|-----------|----------|----------|-----------|-----------|
| 2018 | Rhodes College | D III      | 2         | 1        | 1        | 23        | 23        |
| 2019 | Rhodes College | D III      | 2         | 1        | 1        | 29        | 20        |

**ROANOKE COLLEGE**

|      |                 | <u>DIV</u> | <u>GP</u> | <u>W</u> | <u>L</u> | <u>GF</u> | <u>GA</u> |
|------|-----------------|------------|-----------|----------|----------|-----------|-----------|
| 1981 | Roanoke College | D III      | 1         | 0        | 1        | 11        | 12        |
| 1982 | Roanoke College | D III      | 2         | 1        | 1        | 25        | 26        |
| 1983 | Roanoke College | D III      | 3         | 2        | 1        | 36        | 33        |
| 1985 | Roanoke College | D III      | 1         | 0        | 1        | 4         | 12        |
| 1986 | Roanoke College | D III      | 1         | 0        | 1        | 1         | 29        |
| 1987 | Roanoke College | D III      | 1         | 0        | 1        | 11        | 19        |
| 1988 | Roanoke College | D III      | 2         | 1        | 1        | 16        | 27        |
| 1992 | Roanoke College | D III      | 3         | 2        | 1        | 47        | 47        |
| 1996 | Roanoke College | D III      | 1         | 0        | 1        | 8         | 17        |
| 1997 | Roanoke College | D III      | 1         | 0        | 1        | 9         | 14        |
| 1998 | Roanoke College | D III      | 1         | 0        | 1        | 7         | 11        |
| 2005 | Roanoke College | D III      | 3         | 2        | 1        | 39        | 34        |
| 2006 | Roanoke College | D III      | 3         | 2        | 1        | 42        | 31        |
| 2007 | Roanoke College | D III      | 2         | 1        | 1        | 27        | 24        |
| 2009 | Roanoke College | D III      | 1         | 0        | 1        | 7         | 14        |
| 2010 | Roanoke College | D III      | 3         | 2        | 1        | 40        | 29        |
| 2011 | Roanoke College | D III      | 4         | 3        | 1        | 60        | 42        |
| 2013 | Roanoke College | D III      | 2         | 1        | 1        | 30        | 16        |
| 2015 | Roanoke College | D III      | 1         | 0        | 1        | 3         | 6         |
| 2018 | Roanoke College | D III      | 1         | 0        | 1        | 11        | 17        |
| 2022 | Roanoke College | D III      | 1         | 0        | 1        | 8         | 14        |

**ROCHESTER INSTITUTE OF TECHNOLOGY**

|             |  | <u>DIV</u>   | <u>GP</u> | <u>W</u> | <u>L</u> | <u>GF</u>  | <u>GA</u> |
|-------------|--|--------------|-----------|----------|----------|------------|-----------|
| 1983        | Rochester Institute of Technology        | D III        | 1         | 0        | 1        | 6          | 9         |
| 1984        | Rochester Institute of Technology        | D III        | 2         | 1        | 1        | 17         | 21        |
| 1985        | Rochester Institute of Technology        | D III        | 2         | 1        | 1        | 20         | 20        |
| 1986        | Rochester Institute of Technology        | D III        | 1         | 0        | 1        | 11         | 18        |
| 1987        | Rochester Institute of Technology        | D III        | 2         | 1        | 1        | 18         | 25        |
| 1990        | Rochester Institute of Technology        | D III        | 1         | 0        | 1        | 11         | 20        |
| 1994        | Rochester Institute of Technology        | D III        | 1         | 0        | 1        | 13         | 14        |
| 1995        | Rochester Institute of Technology        | D III        | 1         | 0        | 1        | 15         | 16        |
| 1999        | Rochester Institute of Technology        | D III        | 3         | 2        | 1        | 38         | 34        |
| 2000        | Rochester Institute of Technology        | D III        | 2         | 1        | 1        | 22         | 24        |
| 2006        | Rochester Institute of Technology        | D III        | 1         | 0        | 1        | 8          | 11        |
| 2010        | Rochester Institute of Technology        | D III        | 2         | 1        | 1        | 18         | 24        |
| 2011        | Rochester Institute of Technology        | D III        | 3         | 2        | 1        | 40         | 38        |
| 2012        | Rochester Institute of Technology        | D III        | 3         | 2        | 1        | 46         | 28        |
| 2013        | Rochester Institute of Technology        | D III        | 4         | 3        | 1        | 60         | 43        |
| 2014        | Rochester Institute of Technology        | D III        | 3         | 2        | 1        | 42         | 35        |
| 2015        | Rochester Institute of Technology        | D III        | 4         | 3        | 1        | 64         | 38        |
| 2016        | Rochester Institute of Technology        | D III        | 2         | 1        | 1        | 43         | 23        |
| 2017        | Rochester Institute of Technology        | D III        | 5         | 4        | 1        | 90         | 49        |
| 2018        | Rochester Institute of Technology        | D III        | 4         | 3        | 1        | 73         | 38        |
| 2019        | Rochester Institute of Technology        | D III        | 3         | 2        | 1        | 43         | 24        |
| <b>2021</b> | <b>Rochester Institute of Technology</b> | <b>D III</b> | <b>4</b>  | <b>4</b> | <b>0</b> | <b>77</b>  | <b>49</b> |
| <b>2022</b> | <b>Rochester Institute of Technology</b> | <b>D III</b> | <b>5</b>  | <b>5</b> | <b>0</b> | <b>102</b> | <b>48</b> |
| 2023        | Rochester Institute of Technology        | D III        | 4         | 3        | 1        | 67         | 38        |



**ST. JOHN FISHER COLLEGE**

|      |                         | <u>DIV</u> | <u>GP</u> | <u>W</u> | <u>L</u> | <u>GF</u> | <u>GA</u> |
|------|-------------------------|------------|-----------|----------|----------|-----------|-----------|
| 2019 | St. John Fisher College | D III      | 2         | 1        | 1        | 23        | 27        |
| 2021 | St. John Fisher College | D III      | 2         | 1        | 1        | 36        | 25        |
| 2022 | St. John Fisher College | D III      | 2         | 1        | 1        | 26        | 33        |
| 2023 | St. John Fisher College | D III      | 1         | 0        | 1        | 10        | 11        |

**ST. LAWRENCE UNIVERSITY**

|      |                         | <u>DIV</u> | <u>GP</u> | <u>W</u> | <u>L</u> | <u>GF</u> | <u>GA</u> |
|------|-------------------------|------------|-----------|----------|----------|-----------|-----------|
| 1980 | St. Lawrence University | D III      | 1         | 0        | 1        | 11        | 15        |
| 1981 | St. Lawrence University | D III      | 1         | 0        | 1        | 11        | 18        |
| 1982 | St. Lawrence University | D III      | 1         | 0        | 1        | 7         | 14        |
| 1983 | St. Lawrence University | D III      | 1         | 0        | 1        | 8         | 14        |
| 1984 | St. Lawrence University | D III      | 1         | 0        | 1        | 6         | 11        |
| 1987 | St. Lawrence University | D III      | 1         | 0        | 1        | 11        | 14        |
| 2006 | St. Lawrence University | D III      | 2         | 1        | 1        | 18        | 22        |
| 2007 | St. Lawrence University | D III      | 1         | 0        | 1        | 8         | 13        |
| 2008 | St. Lawrence University | D III      | 1         | 0        | 1        | 9         | 13        |
| 2009 | St. Lawrence University | D III      | 2         | 1        | 1        | 25        | 22        |
| 2016 | St. Lawrence University | D III      | 4         | 3        | 1        | 65        | 46        |
| 2017 | St. Lawrence University | D III      | 2         | 1        | 1        | 29        | 26        |
| 2022 | St. Lawrence University | D III      | 2         | 1        | 1        | 27        | 31        |

**ST. MARY'S COLLEGE**

|      |                    | <u>DIV</u> | <u>GP</u> | <u>W</u> | <u>L</u> | <u>GF</u> | <u>GA</u> |
|------|--------------------|------------|-----------|----------|----------|-----------|-----------|
| 2013 | St. Mary's College | D III      | 1         | 0        | 1        | 5         | 6         |
| 2023 | St. Mary's College | D III      | 2         | 1        | 1        | 19        | 15        |

**SALISBURY STATE COLLEGE**  
**SALISBURY STATE UNIVERSITY**  
**SALISBURY UNIVERSITY**

|             |                                   | <u>DIV</u>   | <u>GP</u> | <u>W</u> | <u>L</u> | <u>GF</u> | <u>GA</u> |
|-------------|-----------------------------------|--------------|-----------|----------|----------|-----------|-----------|
| 1980        | Salisbury State College           | D III        | 2         | 1        | 1        | 20        | 32        |
| 1981        | Salisbury State College           | D III        | 2         | 1        | 1        | 27        | 25        |
| 1982        | Salisbury State College           | D III        | 2         | 1        | 1        | 15        | 30        |
| 1983        | Salisbury State College           | D III        | 1         | 0        | 1        | 7         | 19        |
| 1984        | Salisbury State College           | D III        | 2         | 1        | 1        | 20        | 20        |
| 1986        | Salisbury State College           | D III        | 1         | 0        | 1        | 4         | 24        |
| 1989        | Salisbury State University        | D III        | 1         | 0        | 1        | 10        | 25        |
| 1990        | Salisbury State University        | D III        | 2         | 1        | 1        | 22        | 30        |
| 1991        | Salisbury State University        | D III        | 3         | 2        | 1        | 45        | 34        |
| 1992        | Salisbury State University        | D III        | 1         | 0        | 1        | 9         | 21        |
| 1993        | Salisbury State University        | D III        | 1         | 0        | 1        | 11        | 12        |
| <b>1994</b> | <b>Salisbury State University</b> | <b>D III</b> | <b>3</b>  | <b>3</b> | <b>0</b> | <b>59</b> | <b>26</b> |
| <b>1995</b> | <b>Salisbury State University</b> | <b>D III</b> | <b>3</b>  | <b>3</b> | <b>0</b> | <b>66</b> | <b>30</b> |
| 1996        | Salisbury State University        | D III        | 2         | 1        | 1        | 27        | 19        |
| 1997        | Salisbury State University        | D III        | 1         | 0        | 1        | 9         | 10        |
| 1998        | Salisbury State University        | D III        | 2         | 1        | 1        | 26        | 23        |
| <b>1999</b> | <b>Salisbury State University</b> | <b>D III</b> | <b>3</b>  | <b>3</b> | <b>0</b> | <b>44</b> | <b>22</b> |
| 2000        | Salisbury State University        | D III        | 3         | 2        | 1        | 43        | 34        |
| 2001        | Salisbury University              | D III        | 2         | 1        | 1        | 22        | 14        |
| 2002        | Salisbury University              | D III        | 2         | 1        | 1        | 20        | 15        |
| <b>2003</b> | <b>Salisbury University</b>       | <b>D III</b> | <b>4</b>  | <b>4</b> | <b>0</b> | <b>71</b> | <b>30</b> |
| <b>2004</b> | <b>Salisbury University</b>       | <b>D III</b> | <b>4</b>  | <b>4</b> | <b>0</b> | <b>54</b> | <b>28</b> |
| <b>2005</b> | <b>Salisbury University</b>       | <b>D III</b> | <b>4</b>  | <b>4</b> | <b>0</b> | <b>49</b> | <b>39</b> |
| 2006        | Salisbury University              | D III        | 4         | 3        | 1        | 46        | 43        |
| <b>2007</b> | <b>Salisbury University</b>       | <b>D III</b> | <b>4</b>  | <b>4</b> | <b>0</b> | <b>55</b> | <b>33</b> |
| <b>2008</b> | <b>Salisbury University</b>       | <b>D III</b> | <b>4</b>  | <b>4</b> | <b>0</b> | <b>57</b> | <b>40</b> |
| 2009        | Salisbury University              | D III        | 2         | 1        | 1        | 25        | 21        |
| 2010        | Salisbury University              | D III        | 4         | 3        | 1        | 49        | 37        |
| <b>2011</b> | <b>Salisbury University</b>       | <b>D III</b> | <b>4</b>  | <b>4</b> | <b>0</b> | <b>59</b> | <b>26</b> |
| <b>2012</b> | <b>Salisbury University</b>       | <b>D III</b> | <b>4</b>  | <b>4</b> | <b>0</b> | <b>47</b> | <b>20</b> |
| 2013        | Salisbury University              | D III        | 4         | 3        | 1        | 46        | 27        |
| 2014        | Salisbury University              | D III        | 4         | 3        | 1        | 49        | 31        |

|             |                             |              |          |          |          |           |           |
|-------------|-----------------------------|--------------|----------|----------|----------|-----------|-----------|
| 2015        | Salisbury University        | D III        | 3        | 2        | 1        | 29        | 20        |
| <b>2016</b> | <b>Salisbury University</b> | <b>D III</b> | <b>5</b> | <b>5</b> | <b>0</b> | <b>74</b> | <b>40</b> |
| <b>2017</b> | <b>Salisbury University</b> | <b>D III</b> | <b>5</b> | <b>5</b> | <b>0</b> | <b>93</b> | <b>38</b> |
| 2018        | Salisbury University        | D III        | 5        | 4        | 1        | 54        | 38        |
| 2019        | Salisbury University        | D III        | 4        | 3        | 1        | 69        | 40        |
| 2021        | Salisbury University        | D III        | 5        | 4        | 1        | 108       | 36        |
| 2022        | Salisbury University        | D III        | 3        | 2        | 1        | 45        | 38        |
| <b>2023</b> | <b>Salisbury University</b> | <b>D III</b> | <b>5</b> | <b>5</b> | <b>0</b> | <b>73</b> | <b>49</b> |

#### UNIVERSITY OF SCRANTON

|      |                        | <u>DIV</u> | <u>GP</u> | <u>W</u> | <u>L</u> | <u>GF</u> | <u>GA</u> |
|------|------------------------|------------|-----------|----------|----------|-----------|-----------|
| 2011 | University of Scranton | D III      | 1         | 0        | 1        | 3         | 8         |
| 2023 | University of Scranton | D III      | 1         | 0        | 1        | 9         | 22        |

#### SEWANEE UNIVERSITY OF THE SOUTH

|      |                                 | <u>DIV</u> | <u>GP</u> | <u>W</u> | <u>L</u> | <u>GF</u> | <u>GA</u> |
|------|---------------------------------|------------|-----------|----------|----------|-----------|-----------|
| 2013 | Sewanee University of the South | D III      | 1         | 0        | 1        | 6         | 19        |
| 2014 | Sewanee University of the South | D III      | 1         | 0        | 1        | 4         | 25        |
| 2015 | Sewanee University of the South | D III      | 1         | 0        | 1        | 4         | 13        |
| 2016 | Sewanee University of the South | D III      | 1         | 0        | 1        | 5         | 9         |
| 2017 | Sewanee University of the South | D III      | 1         | 0        | 1        | 12        | 14        |
| 2022 | Sewanee University of the South | D III      | 2         | 1        | 1        | 23        | 38        |

#### SKIDMORE COLLEGE

|      |                  | <u>DIV</u> | <u>GP</u> | <u>W</u> | <u>L</u> | <u>GF</u> | <u>GA</u> |
|------|------------------|------------|-----------|----------|----------|-----------|-----------|
| 2005 | Skidmore College | D III      | 1         | 0        | 1        | 7         | 14        |

#### SOUTHERN VIRGINIA UNIVERSITY

|      |                              | <u>DIV</u> | <u>GP</u> | <u>W</u> | <u>L</u> | <u>GF</u> | <u>GA</u> |
|------|------------------------------|------------|-----------|----------|----------|-----------|-----------|
| 2022 | Southern Virginia University | D III      | 1         | 0        | 1        | 8         | 18        |

#### SPRINGFIELD COLLEGE

|      |                     | <u>DIV</u> | <u>GP</u> | <u>W</u> | <u>L</u> | <u>GF</u> | <u>GA</u> |
|------|---------------------|------------|-----------|----------|----------|-----------|-----------|
| 1982 | Springfield College | D III      | 1         | 0        | 1        | 14        | 22        |
| 1985 | Springfield College | D III      | 1         | 0        | 1        | 10        | 28        |
| 1990 | Springfield College | D III      | 1         | 0        | 1        | 10        | 16        |
| 2000 | Springfield College | D III      | 1         | 0        | 1        | 12        | 13        |
| 2001 | Springfield College | D III      | 2         | 1        | 1        | 23        | 25        |
| 2003 | Springfield College | D III      | 1         | 0        | 1        | 9         | 11        |
| 2004 | Springfield College | D III      | 1         | 0        | 1        | 4         | 8         |
| 2005 | Springfield College | D III      | 1         | 0        | 1        | 7         | 10        |
| 2006 | Springfield College | D III      | 1         | 0        | 1        | 4         | 17        |
| 2008 | Springfield College | D III      | 2         | 1        | 1        | 26        | 14        |
| 2009 | Springfield College | D III      | 2         | 1        | 1        | 33        | 19        |
| 2010 | Springfield College | D III      | 1         | 1        | 1        | 11        | 18        |
| 2011 | Springfield College | D III      | 1         | 0        | 1        | 5         | 6         |
| 2012 | Springfield College | D III      | 1         | 0        | 1        | 12        | 13        |
| 2013 | Springfield College | D III      | 1         | 0        | 1        | 8         | 20        |
| 2014 | Springfield College | D III      | 2         | 1        | 1        | 29        | 27        |
| 2015 | Springfield College | D III      | 1         | 0        | 1        | 8         | 9         |
| 2016 | Springfield College | D III      | 2         | 1        | 1        | 20        | 22        |
| 2017 | Springfield College | D III      | 1         | 0        | 1        | 11        | 14        |
| 2018 | Springfield College | D III      | 1         | 0        | 1        | 9         | 10        |
| 2019 | Springfield College | D III      | 2         | 1        | 1        | 24        | 30        |

**STEVENS INSTITUTE OF TECHNOLOGY**

|      |                                 | <u>DIV</u> | <u>GP</u> | <u>W</u> | <u>L</u> | <u>GF</u> | <u>GA</u> |
|------|---------------------------------|------------|-----------|----------|----------|-----------|-----------|
| 2001 | Stevens Institute of Technology | D III      | 1         | 0        | 1        | 3         | 16        |
| 2002 | Stevens Institute of Technology | D III      | 1         | 0        | 1        | 5         | 16        |
| 2003 | Stevens Institute of Technology | D III      | 1         | 0        | 1        | 5         | 14        |
| 2004 | Stevens Institute of Technology | D III      | 2         | 1        | 1        | 13        | 21        |
| 2005 | Stevens Institute of Technology | D III      | 1         | 0        | 1        | 10        | 13        |
| 2006 | Stevens Institute of Technology | D III      | 2         | 1        | 1        | 14        | 20        |
| 2011 | Stevens Institute of Technology | D III      | 2         | 1        | 1        | 12        | 17        |
| 2012 | Stevens Institute of Technology | D III      | 2         | 1        | 1        | 22        | 22        |
| 2013 | Stevens Institute of Technology | D III      | 2         | 1        | 1        | 22        | 25        |
| 2018 | Stevens Institute of Technology | D III      | 2         | 1        | 1        | 19        | 26        |
| 2021 | Stevens Institute of Technology | D III      | 2         | 1        | 1        | 25        | 26        |
| 2022 | Stevens Institute of Technology | D III      | 2         | 1        | 1        | 22        | 28        |
| 2023 | Stevens Institute of Technology | D III      | 2         | 1        | 1        | 30        | 23        |

**STEVENS UNIVERSITY**

|             |                             | <u>DIV</u>   | <u>GP</u> | <u>W</u> | <u>L</u> | <u>GF</u> | <u>GA</u> |
|-------------|-----------------------------|--------------|-----------|----------|----------|-----------|-----------|
| 2009        | Stevenson University        | D III        | 3         | 2        | 1        | 26        | 28        |
| 2010        | Stevenson University        | D III        | 3         | 2        | 1        | 47        | 37        |
| 2011        | Stevenson University        | D III        | 2         | 1        | 1        | 25        | 21        |
| 2012        | Stevenson University        | D III        | 4         | 3        | 1        | 42        | 22        |
| <b>2013</b> | <b>Stevenson University</b> | <b>D III</b> | <b>5</b>  | <b>5</b> | <b>0</b> | <b>76</b> | <b>46</b> |
| 2014        | Stevenson University        | D III        | 3         | 2        | 1        | 44        | 25        |
| 2015        | Stevenson University        | D III        | 2         | 1        | 1        | 16        | 17        |
| 2016        | Stevenson University        | D III        | 1         | 0        | 1        | 10        | 15        |
| 2017        | Stevenson University        | D III        | 2         | 1        | 1        | 27        | 23        |
| 2018        | Stevenson University        | D III        | 1         | 0        | 1        | 12        | 15        |
| 2019        | Stevenson University        | D III        | 2         | 1        | 1        | 16        | 28        |
| 2021        | Stevenson University        | D III        | 2         | 1        | 1        | 20        | 19        |

**STOCKTON UNIVERSITY**

|      |                     | <u>DIV</u> | <u>GP</u> | <u>W</u> | <u>L</u> | <u>GF</u> | <u>GA</u> |
|------|---------------------|------------|-----------|----------|----------|-----------|-----------|
| 2019 | Stockton University | D III      | 2         | 1        | 1        | 31        | 27        |
| 2022 | Stockton University | D III      | 2         | 1        | 1        | 39        | 33        |

**SUSQUEHANNA UNIVERSITY**

|      |                        | <u>DIV</u> | <u>GP</u> | <u>W</u> | <u>L</u> | <u>GF</u> | <u>GA</u> |
|------|------------------------|------------|-----------|----------|----------|-----------|-----------|
| 2013 | Susquehanna University | D III      | 1         | 0        | 1        | 2         | 22        |
| 2014 | Susquehanna University | D III      | 1         | 0        | 1        | 3         | 8         |

**SWARTHMORE COLLEGE**

|      |                    | <u>DIV</u> | <u>GP</u> | <u>W</u> | <u>L</u> | <u>GF</u> | <u>GA</u> |
|------|--------------------|------------|-----------|----------|----------|-----------|-----------|
| 1984 | Swarthmore College | D III      | 1         | 0        | 1        | 3         | 16        |
| 2023 | Swarthmore College | D III      | 1         | 0        | 1        | 17        | 18        |

**TRANSYLVANIA UNIVERSITY**

|      |                         | <u>DIV</u> | <u>GP</u> | <u>W</u> | <u>L</u> | <u>GF</u> | <u>GA</u> |
|------|-------------------------|------------|-----------|----------|----------|-----------|-----------|
| 2017 | Transylvania University | D III      | 1         | 0        | 1        | 8         | 23        |
| 2018 | Transylvania University | D III      | 1         | 0        | 1        | 5         | 23        |
| 2019 | Transylvania University | D III      | 1         | 0        | 1        | 5         | 15        |
| 2021 | Transylvania University | D III      | 1         | 0        | 1        | 12        | 20        |

**TRINITY COLLEGE**

|      |                 | <u>DIV</u> | <u>GP</u> | <u>W</u> | <u>L</u> | <u>GF</u> | <u>GA</u> |
|------|-----------------|------------|-----------|----------|----------|-----------|-----------|
| 2012 | Trinity College | D III      | 2         | 1        | 1        | 21        | 26        |

**TUFTS UNIVERSITY**

|             |                         | <u>DIV</u>   | <u>GP</u> | <u>W</u> | <u>L</u> | <u>GF</u> | <u>GA</u> |
|-------------|-------------------------|--------------|-----------|----------|----------|-----------|-----------|
| 2007        | Tufts University        | D III        | 2         | 1        | 1        | 16        | 20        |
| 2009        | Tufts University        | D III        | 1         | 0        | 1        | 9         | 12        |
| <b>2010</b> | <b>Tufts University</b> | <b>D III</b> | <b>4</b>  | <b>4</b> | <b>0</b> | <b>51</b> | <b>32</b> |
| 2011        | Tufts University        | D III        | 4         | 3        | 1        | 39        | 45        |
| 2012        | Tufts University        | D III        | 3         | 2        | 1        | 42        | 33        |
| 2013        | Tufts University        | D III        | 3         | 2        | 1        | 45        | 27        |
| <b>2014</b> | <b>Tufts University</b> | <b>D III</b> | <b>5</b>  | <b>5</b> | <b>0</b> | <b>82</b> | <b>36</b> |
| <b>2015</b> | <b>Tufts University</b> | <b>D III</b> | <b>5</b>  | <b>5</b> | <b>0</b> | <b>89</b> | <b>47</b> |
| 2016        | Tufts University        | D III        | 5         | 4        | 1        | 99        | 44        |
| 2017        | Tufts University        | D III        | 2         | 1        | 1        | 34        | 31        |
| 2018        | Tufts University        | D III        | 3         | 2        | 1        | 54        | 31        |
| 2019        | Tufts University        | D III        | 3         | 2        | 1        | 54        | 24        |
| 2021        | Tufts University        | D III        | 4         | 3        | 1        | 68        | 47        |
| 2022        | Tufts University        | D III        | 4         | 3        | 1        | 87        | 54        |
| 2023        | Tufts University        | D III        | 5         | 4        | 1        | 92        | 50        |

**UNION COLLEGE**

|      |               | <u>DIV</u> | <u>GP</u> | <u>W</u> | <u>L</u> | <u>GF</u> | <u>GA</u> |
|------|---------------|------------|-----------|----------|----------|-----------|-----------|
| 2011 | Union College | D III      | 2         | 1        | 1        | 20        | 13        |
| 2012 | Union College | D III      | 3         | 2        | 1        | 26        | 18        |
| 2014 | Union College | D III      | 3         | 2        | 1        | 47        | 26        |
| 2015 | Union College | D III      | 2         | 1        | 1        | 24        | 22        |
| 2019 | Union College | D III      | 2         | 1        | 1        | 19        | 19        |
| 2022 | Union College | D III      | 5         | 4        | 1        | 70        | 51        |
| 2023 | Union College | D III      | 2         | 1        | 1        | 25        | 32        |

**URSINUS COLLEGE**

|      |                 | <u>DIV</u> | <u>GP</u> | <u>W</u> | <u>L</u> | <u>GF</u> | <u>GA</u> |
|------|-----------------|------------|-----------|----------|----------|-----------|-----------|
| 2015 | Ursinus College | D III      | 2         | 1        | 1        | 17        | 17        |
| 2019 | Ursinus College | D III      | 1         | 0        | 1        | 15        | 16        |

**WASHINGTON COLLEGE (MARYLAND)**

|             |                                      | <u>DIV</u>   | <u>GP</u> | <u>W</u> | <u>L</u> | <u>GF</u> | <u>GA</u> |
|-------------|--------------------------------------|--------------|-----------|----------|----------|-----------|-----------|
| 1980        | Washington College (Maryland)        | D III        | 1         | 0        | 1        | 14        | 15        |
| 1981        | Washington College (Maryland)        | D III        | 2         | 1        | 1        | 18        | 34        |
| 1982        | Washington College (Maryland)        | D III        | 3         | 2        | 1        | 49        | 34        |
| 1983        | Washington College (Maryland)        | D III        | 2         | 1        | 1        | 28        | 20        |
| 1984        | Washington College (Maryland)        | D III        | 3         | 2        | 1        | 34        | 23        |
| 1985        | Washington College (Maryland)        | D III        | 3         | 2        | 1        | 52        | 35        |
| 1986        | Washington College (Maryland)        | D III        | 3         | 2        | 1        | 45        | 21        |
| 1987        | Washington College (Maryland)        | D III        | 1         | 0        | 1        | 3         | 12        |
| 1988        | Washington College (Maryland)        | D III        | 1         | 0        | 1        | 8         | 10        |
| 1989        | Washington College (Maryland)        | D III        | 2         | 1        | 1        | 20        | 14        |
| 1990        | Washington College (Maryland)        | D III        | 3         | 2        | 1        | 36        | 39        |
| 1993        | Washington College (Maryland)        | D III        | 2         | 1        | 1        | 20        | 25        |
| 1994        | Washington College (Maryland)        | D III        | 1         | 0        | 1        | 6         | 24        |
| 1996        | Washington College (Maryland)        | D III        | 3         | 2        | 1        | 33        | 31        |
| 1997        | Washington College (Maryland)        | D III        | 3         | 2        | 1        | 24        | 18        |
| <b>1998</b> | <b>Washington College (Maryland)</b> | <b>D III</b> | <b>4</b>  | <b>4</b> | <b>0</b> | <b>52</b> | <b>36</b> |
| 1999        | Washington College (Maryland)        | D III        | 1         | 0        | 1        | 7         | 16        |
| 2000        | Washington College (Maryland)        | D III        | 2         | 1        | 1        | 30        | 29        |
| 2002        | Washington College (Maryland)        | D III        | 2         | 1        | 1        | 18        | 16        |
| 2003        | Washington College (Maryland)        | D III        | 1         | 0        | 1        | 8         | 10        |
| 2004        | Washington College (Maryland)        | D III        | 3         | 2        | 1        | 29        | 29        |
| 2006        | Washington College (Maryland)        | D III        | 2         | 1        | 1        | 12        | 15        |
| 2008        | Washington College (Maryland)        | D III        | 2         | 1        | 1        | 17        | 21        |
| 2012        | Washington College (Maryland)        | D III        | 1         | 0        | 1        | 4         | 5         |
| 2013        | Washington College (Maryland)        | D III        | 2         | 1        | 1        | 23        | 24        |
| 2014        | Washington College (Maryland)        | D III        | 4         | 3        | 1        | 43        | 37        |

**WASHINGTON & LEE UNIVERSITY**

|      |                             | <u>DIV</u> | <u>GP</u> | <u>W</u> | <u>L</u> | <u>GF</u> | <u>GA</u> |
|------|-----------------------------|------------|-----------|----------|----------|-----------|-----------|
| 1987 | Washington & Lee University | D III      | 2         | 1        | 1        | 23        | 28        |
| 1991 | Washington & Lee University | D III      | 1         | 0        | 1        | 10        | 19        |
| 1993 | Washington & Lee University | D III      | 1         | 0        | 1        | 7         | 8         |
| 1998 | Washington & Lee University | D III      | 2         | 1        | 1        | 24        | 30        |
| 1999 | Washington & Lee University | D III      | 1         | 0        | 1        | 7         | 17        |
| 2000 | Washington & Lee University | D III      | 3         | 2        | 1        | 43        | 24        |
| 2002 | Washington & Lee University | D III      | 3         | 2        | 1        | 32        | 28        |
| 2004 | Washington & Lee University | D III      | 2         | 1        | 1        | 18        | 23        |
| 2009 | Washington & Lee University | D III      | 2         | 1        | 1        | 16        | 20        |
| 2013 | Washington & Lee University | D III      | 2         | 1        | 1        | 23        | 13        |
| 2016 | Washington & Lee University | D III      | 2         | 1        | 1        | 14        | 17        |
| 2018 | Washington & Lee University | D III      | 2         | 1        | 1        | 32        | 15        |
| 2019 | Washington & Lee University | D III      | 2         | 1        | 1        | 35        | 16        |
| 2022 | Washington & Lee University | D III      | 1         | 0        | 1        | 8         | 14        |
| 2023 | Washington & Lee University | D III      | 3         | 2        | 1        | 43        | 32        |

**WESLEYAN UNIVERSITY (CONNECTICUT)**

|      |                                   | <u>DIV</u> | <u>GP</u> | <u>W</u> | <u>L</u> | <u>GF</u> | <u>GA</u> |
|------|-----------------------------------|------------|-----------|----------|----------|-----------|-----------|
| 2005 | Wesleyan University (Connecticut) | D III      | 2         | 1        | 1        | 18        | 18        |
| 2006 | Wesleyan University (Connecticut) | D III      | 3         | 2        | 1        | 33        | 25        |
| 2007 | Wesleyan University (Connecticut) | D III      | 3         | 2        | 1        | 30        | 24        |
| 2009 | Wesleyan University (Connecticut) | D III      | 2         | 1        | 1        | 13        | 17        |
| 2017 | Wesleyan University (Connecticut) | D III      | 4         | 3        | 1        | 65        | 49        |
| 2018 | Wesleyan University (Connecticut) | D III      | 5         | 5        | 0        | 67        | 54        |
| 2019 | Wesleyan University (Connecticut) | D III      | 2         | 1        | 1        | 24        | 24        |
| 2022 | Wesleyan University (Connecticut) | D III      | 2         | 1        | 1        | 27        | 35        |

**WESTERN CONNECTICUT STATE UNIVERSITY**

|      |                                      | <u>DIV</u> | <u>GP</u> | <u>W</u> | <u>L</u> | <u>GF</u> | <u>GA</u> |
|------|--------------------------------------|------------|-----------|----------|----------|-----------|-----------|
| 2008 | Western Connecticut State University | D III      | 1         | 0        | 1        | 4         | 14        |
| 2023 | Western Connecticut State University | D III      | 2         | 1        | 1        | 25        | 29        |

**WESTERN NEW ENGLAND UNIVERSITY**

|      |                                | <u>DIV</u> | <u>GP</u> | <u>W</u> | <u>L</u> | <u>GF</u> | <u>GA</u> |
|------|--------------------------------|------------|-----------|----------|----------|-----------|-----------|
| 2002 | Western New England University | D III      | 1         | 0        | 1        | 15        | 16        |
| 2007 | Western New England University | D III      | 2         | 1        | 1        | 23        | 17        |
| 2008 | Western New England University | D III      | 3         | 2        | 1        | 39        | 26        |
| 2009 | Western New England University | D III      | 2         | 1        | 1        | 17        | 15        |
| 2012 | Western New England University | D III      | 2         | 1        | 1        | 15        | 20        |
| 2013 | Western New England University | D III      | 3         | 2        | 1        | 38        | 34        |
| 2014 | Western New England University | D III      | 1         | 0        | 1        | 13        | 19        |
| 2016 | Western New England University | D III      | 1         | 0        | 1        | 5         | 13        |
| 2018 | Western New England University | D III      | 1         | 0        | 1        | 7         | 15        |
| 2019 | Western New England University | D III      | 1         | 0        | 1        | 8         | 11        |
| 2022 | Western New England University | D III      | 2         | 1        | 1        | 25        | 31        |
| 2023 | Western New England University | D III      | 1         | 0        | 1        | 13        | 15        |

**WHITTIER COLLEGE**

|      |                  | <u>DIV</u> | <u>GP</u> | <u>W</u> | <u>L</u> | <u>GF</u> | <u>GA</u> |
|------|------------------|------------|-----------|----------|----------|-----------|-----------|
| 2002 | Whittier College | D III      | 2         | 1        | 1        | 31        | 21        |
| 2003 | Whittier College | D III      | 3         | 2        | 1        | 41        | 35        |
| 2004 | Whittier College | D III      | 1         | 0        | 1        | 8         | 9         |
| 2016 | Whittier College | D III      | 1         | 0        | 1        | 10        | 11        |

**WIDENER UNIVERSITY**

|      |                    | <u>DIV</u> | <u>GP</u> | <u>W</u> | <u>L</u> | <u>GF</u> | <u>GA</u> |
|------|--------------------|------------|-----------|----------|----------|-----------|-----------|
| 2000 | Widener University | D III      | 1         | 0        | 1        | 6         | 19        |
| 2002 | Widener University | D III      | 1         | 0        | 1        | 8         | 13        |
| 2003 | Widener University | D III      | 1         | 0        | 1        | 8         | 13        |
| 2005 | Widener University | D III      | 1         | 0        | 1        | 12        | 18        |
| 2006 | Widener University | D III      | 2         | 1        | 1        | 18        | 22        |
| 2007 | Widener University | D III      | 2         | 1        | 1        | 17        | 21        |
| 2008 | Widener University | D III      | 1         | 0        | 1        | 6         | 19        |
| 2010 | Widener University | D III      | 1         | 0        | 1        | 1         | 7         |
| 2011 | Widener University | D III      | 1         | 0        | 1        | 9         | 16        |

**WILLIAMS COLLEGE**

|      |                  | <u>DIV</u> | <u>GP</u> | <u>W</u> | <u>L</u> | <u>GF</u> | <u>GA</u> |
|------|------------------|------------|-----------|----------|----------|-----------|-----------|
| 2008 | Williams College | D III      | 1         | 0        | 1        | 10        | 17        |
| 2019 | Williams College | D III      | 4         | 3        | 1        | 56        | 45        |
| 2023 | Williams College | D III      | 1         | 0        | 1        | 10        | 16        |

**WITTENBERG UNIVERSITY**

|      |                       | <u>DIV</u> | <u>GP</u> | <u>W</u> | <u>L</u> | <u>GF</u> | <u>GA</u> |
|------|-----------------------|------------|-----------|----------|----------|-----------|-----------|
| 2010 | Wittenberg University | D III      | 1         | 0        | 1        | 4         | 15        |
| 2011 | Wittenberg University | D III      | 2         | 1        | 1        | 12        | 18        |

**COLLEGE OF WOOSTER**

|      |                    | <u>DIV</u> | <u>GP</u> | <u>W</u> | <u>L</u> | <u>GF</u> | <u>GA</u> |
|------|--------------------|------------|-----------|----------|----------|-----------|-----------|
| 2004 | College of Wooster | D III      | 1         | 0        | 1        | 2         | 13        |

**YORK COLLEGE OF PENNSYLVANIA**

|      |                              | <u>DIV</u> | <u>GP</u> | <u>W</u> | <u>L</u> | <u>GF</u> | <u>GA</u> |
|------|------------------------------|------------|-----------|----------|----------|-----------|-----------|
| 2014 | York College of Pennsylvania | D III      | 2         | 1        | 1        | 14        | 15        |
| 2016 | York College of Pennsylvania | D III      | 3         | 2        | 1        | 29        | 18        |
| 2017 | York College of Pennsylvania | D III      | 2         | 1        | 1        | 20        | 11        |
| 2018 | York College of Pennsylvania | D III      | 3         | 2        | 1        | 35        | 30        |
| 2019 | York College of Pennsylvania | D III      | 3         | 2        | 1        | 42        | 34        |
| 2021 | York College of Pennsylvania | D III      | 3         | 2        | 1        | 41        | 32        |
| 2022 | York College of Pennsylvania | D III      | 4         | 3        | 1        | 52        | 32        |
| 2023 | York College of Pennsylvania | D III      | 2         | 1        | 1        | 26        | 30        |

## SIMON FRASER UNIVERSITY LACROSSE

### 2002 PACIFIC NORTHWEST COLLEGIATE LACROSSE LEAGUE

#### NORTH CONFERENCE

| DIVISION A                    | <u>GP</u> | <u>W</u> | <u>L</u> | <u>GF</u> | <u>GA</u> | <u>PTS</u> |
|-------------------------------|-----------|----------|----------|-----------|-----------|------------|
| University of Washington      | 8         | 8        | 0        |           |           |            |
| Pacific Lutheran University   | 8         | 7        | 1        |           |           |            |
| Gonzaga University            | 6         | 6        | 0        |           |           |            |
| University of Oregon          | 8         | 6        | 2        |           |           |            |
| Washington State University   | 8         | 5        | 3        |           |           |            |
| Oregon State University       | 8         | 3        | 5        |           |           |            |
| University of Montana         | 8         | 3        | 5        |           |           |            |
| Western Washington University | 8         | 2        | 6        |           |           |            |
| Simon Fraser University       | 8         | 0        | 8        |           |           |            |

### 2003 PACIFIC NORTHWEST COLLEGIATE LACROSSE LEAGUE

#### NORTH CONFERENCE

| DIVISION A                    | <u>GP</u> | <u>W</u> | <u>L</u> | <u>GF</u> | <u>GA</u> | <u>PTS</u> |
|-------------------------------|-----------|----------|----------|-----------|-----------|------------|
| Simon Fraser University       | 8         | 8        | 0        |           |           |            |
| University of Oregon          | 8         | 6        | 2        |           |           |            |
| Gonzaga University            | 8         | 6        | 2        |           |           |            |
| Pacific Lutheran University   | 8         | 6        | 2        |           |           |            |
| University of Washington      | 8         | 3        | 5        |           |           |            |
| Oregon State University       | 8         | 1        | 7        |           |           |            |
| Washington State University   | 8         | 1        | 7        |           |           |            |
| University of Montana         | 8         | 1        | 7        |           |           |            |
| Western Washington University | 0         | 0        | 0        |           |           |            |

### 2004 PACIFIC NORTHWEST COLLEGIATE LACROSSE LEAGUE

#### NORTH CONFERENCE

| DIVISION A                    | <u>GP</u> | <u>W</u> | <u>L</u> | <u>GF</u> | <u>GA</u> | <u>PTS</u> |
|-------------------------------|-----------|----------|----------|-----------|-----------|------------|
| University of Oregon          | 8         | 8        | 0        |           |           |            |
| Simon Fraser University       | 8         | 7        | 1        |           |           |            |
| Oregon State University       | 8         | 6        | 2        |           |           |            |
| University of Washington      | 8         | 4        | 4        |           |           |            |
| Pacific Lutheran University   | 8         | 3        | 5        |           |           |            |
| Gonzaga University            | 8         | 3        | 5        |           |           |            |
| Western Washington University | 8         | 3        | 5        |           |           |            |
| University of Montana         | 7         | 1        | 6        |           |           |            |
| Washington State University   | 7         | 0        | 7        |           |           |            |

### 2005 PACIFIC NORTHWEST COLLEGIATE LACROSSE LEAGUE

| DIVISION A                  | <u>GP</u> | <u>W</u> | <u>L</u> | <u>GF</u> | <u>GA</u> | <u>PTS</u> |
|-----------------------------|-----------|----------|----------|-----------|-----------|------------|
| University of Oregon        | 15        | 11       | 4        |           |           |            |
| Simon Fraser University     | 15        | 10       | 5        |           |           |            |
| University of Washington    | 14        | 10       | 4        |           |           |            |
| Gonzaga University          | 12        | 6        | 6        |           |           |            |
| Oregon State University     | 8         | 4        | 4        |           |           |            |
| University of Idaho         | 7         | 1        | 6        |           |           |            |
| Washington State University | 2         | 0        | 2        |           |           |            |

### 2006 PACIFIC NORTHWEST COLLEGIATE LACROSSE LEAGUE

| DIVISION A               | <u>GP</u> | <u>W</u> | <u>L</u> | <u>GF</u> | <u>GA</u> | <u>PTS</u> |
|--------------------------|-----------|----------|----------|-----------|-----------|------------|
| University of Oregon     | 19        | 15       | 4        |           |           |            |
| Oregon State University  | 16        | 9        | 7        |           |           |            |
| Simon Fraser University  | 13        | 8        | 5        |           |           |            |
| Gonzaga University       | 15        | 5        | 10       |           |           |            |
| Boise State University   | 11        | 6        | 5        |           |           |            |
| University of Washington | 11        | 3        | 8        |           |           |            |
| University of Idaho      | 6         | 0        | 6        |           |           |            |

**2007 PACIFIC NORTHWEST COLLEGIATE LACROSSE LEAGUE**

| DIVISION A               | <u>GP</u> | <u>W</u> | <u>L</u> | <u>GF</u> | <u>GA</u> | <u>PTS</u> |
|--------------------------|-----------|----------|----------|-----------|-----------|------------|
| University of Oregon     | 19        | 17       | 2        |           |           |            |
| Simon Fraser University  | 11        | 9        | 2        |           |           |            |
| University of Washington | 10        | 5        | 5        |           |           |            |
| Oregon State University  | 13        | 5        | 8        |           |           |            |
| Boise State University   | 11        | 3        | 8        |           |           |            |
| Gonzaga University       | 12        | 6        | 6        |           |           |            |
| University of Idaho      | 8         | 0        | 8        |           |           |            |

**2008 PACIFIC NORTHWEST COLLEGIATE LACROSSE LEAGUE**

| DIVISION 1                  | <u>GP</u> | <u>W</u> | <u>L</u> | <u>GF</u> | <u>GA</u> | <u>PTS</u> |
|-----------------------------|-----------|----------|----------|-----------|-----------|------------|
| Simon Fraser University     | 14        | 13       | 1        |           |           |            |
| University of Oregon        | 16        | 11       | 5        |           |           |            |
| University of Montana       | 13        | 10       | 3        |           |           |            |
| University of Washington    | 14        | 7        | 7        |           |           |            |
| Oregon State University     | 15        | 7        | 8        |           |           |            |
| Gonzaga University          | 12        | 5        | 7        |           |           |            |
| University of Idaho         | 11        | 3        | 8        |           |           |            |
| Boise State University      | 13        | 5        | 8        |           |           |            |
| Washington State University | 8         | 0        | 8        |           |           |            |

**2009 PACIFIC NORTHWEST COLLEGIATE LACROSSE LEAGUE**

| DIVISION 1                  | <u>GP</u> | <u>W</u> | <u>L</u> | <u>GF</u> | <u>GA</u> | <u>PTS</u> |
|-----------------------------|-----------|----------|----------|-----------|-----------|------------|
| Simon Fraser University     | 16        | 14       | 2        |           |           |            |
| University of Oregon        | 18        | 11       | 7        |           |           |            |
| University of Washington    | 13        | 9        | 4        |           |           |            |
| Boise State University      | 13        | 7        | 6        |           |           |            |
| Oregon State University     | 12        | 6        | 6        |           |           |            |
| University of Montana       | 13        | 6        | 7        |           |           |            |
| Gonzaga University          | 17        | 6        | 11       |           |           |            |
| University of Idaho         | 10        | 4        | 6        |           |           |            |
| Washington State University | 10        | 1        | 9        |           |           |            |
| Portland State University   | 10        | 0        | 10       |           |           |            |

**2010 PACIFIC NORTHWEST COLLEGIATE LACROSSE LEAGUE**

| DIVISION 1A              | <u>GP</u> | <u>W</u> | <u>L</u> | <u>GF</u> | <u>GA</u> | <u>PTS</u> |
|--------------------------|-----------|----------|----------|-----------|-----------|------------|
| Simon Fraser University  | 18        | 10       | 8        | 219       | 193       | 20         |
| University of Oregon     | 15        | 10       | 5        | 190       | 101       | 20         |
| University of Washington | 15        | 8        | 7        | 152       | 156       | 16         |
| Oregon State University  | 15        | 8        | 7        | 133       | 156       | 16         |
| University of Montana    | 10        | 2        | 8        | 77        | 167       | 4          |

**2011 PACIFIC NORTHWEST COLLEGIATE LACROSSE LEAGUE**

| DIVISION 1 (NORTH)       | <u>GP</u> | <u>W</u> | <u>L</u> | <u>GF</u> | <u>GA</u> | <u>PTS</u> |
|--------------------------|-----------|----------|----------|-----------|-----------|------------|
| Simon Fraser University  | 18        | 9        | 9        | 318       | 208       | 18         |
| University of Idaho      | 11        | 5        | 6        | 105       | 142       | 10         |
| University of Montana    | 12        | 4        | 8        | 107       | 189       | 8          |
| University of Washington | 14        | 5        | 9        | 126       | 196       | 10         |

**2012 PACIFIC NORTHWEST COLLEGIATE LACROSSE LEAGUE**

| DIVISION 1 (NORTH)          | <u>GP</u> | <u>W</u> | <u>L</u> | <u>GF</u> | <u>GA</u> | <u>PTS</u> |
|-----------------------------|-----------|----------|----------|-----------|-----------|------------|
| Simon Fraser University     | 16        | 9        | 7        | 206       | 189       |            |
| Washington State University | 11        | 6        | 5        | 139       | 111       |            |
| University of Idaho         | 13        | 4        | 9        | 112       | 150       |            |
| University of Washington    | 13        | 3        | 10       | 105       | 169       |            |
| University of Montana       | 14        | 2        | 12       | 129       | 154       |            |



**2013 PACIFIC NORTHWEST COLLEGIATE LACROSSE LEAGUE**

| DIVISION 1 (NORTH)          | <u>GP</u> | <u>W</u> | <u>L</u> | <u>GF</u> | <u>GA</u> | <u>PTS</u> |
|-----------------------------|-----------|----------|----------|-----------|-----------|------------|
| Simon Fraser University     | 17        | 11       | 6        | 214       | 150       |            |
| University of Washington    | 14        | 5        | 9        | 158       | 204       |            |
| University of Montana       | 14        | 6        | 8        | 145       | 170       |            |
| University of Idaho         | 14        | 4        | 10       | 154       | 200       |            |
| Washington State University | 12        | 2        | 10       | 78        | 161       |            |

**2014 PACIFIC NORTHWEST COLLEGIATE LACROSSE LEAGUE**

| DIVISION 1                  | <u>GP</u> | <u>W</u> | <u>L</u> | <u>GF</u> | <u>GA</u> | <u>PTS</u> |
|-----------------------------|-----------|----------|----------|-----------|-----------|------------|
| Simon Fraser University     | 18        | 14       | 4        | 259       | 114       |            |
| Oregon State University     | 15        | 10       | 5        | 178       | 126       |            |
| University of Oregon        | 15        | 8        | 7        | 174       | 160       |            |
| Boise State University      | 13        | 6        | 7        | 141       | 165       |            |
| University of Idaho         | 13        | 6        | 7        | 134       | 143       |            |
| University of Montana       | 15        | 6        | 9        | 154       | 164       |            |
| University of Washington    | 13        | 3        | 10       | 144       | 198       |            |
| Washington State University | 13        | 4        | 9        | 137       | 172       |            |
| Portland State University   | 12        | 0        | 12       | 36        | 263       |            |

**2015 PACIFIC NORTHWEST COLLEGIATE LACROSSE LEAGUE**

| DIVISION 1                  | <u>GP</u> | <u>W</u> | <u>L</u> | <u>GF</u> | <u>GA</u> | <u>PCT</u> |
|-----------------------------|-----------|----------|----------|-----------|-----------|------------|
| Oregon State University     | 13        | 12       | 1        | 180       | 81        | .923       |
| Simon Fraser University     | 18        | 10       | 8        | 213       | 193       | .556       |
| Boise State University      | 18        | 10       | 8        | 241       | 173       | .556       |
| University of Idaho         | 15        | 8        | 7        | 193       | 187       | .533       |
| University of Washington    | 12        | 4        | 8        | 106       | 153       | .333       |
| University of Oregon        | 12        | 2        | 10       | 99        | 119       | .231       |
| University of Montana       | 15        | 6        | 9        | 165       | 223       | .400       |
| Washington State University | 11        | 0        | 11       | 68        | 176       | .000       |

**2016 PACIFIC NORTHWEST COLLEGIATE LACROSSE LEAGUE**

| DIVISION 1                  | <u>GP</u> | <u>W</u> | <u>L</u> | <u>GF</u> | <u>GA</u> | <u>PCT</u> |
|-----------------------------|-----------|----------|----------|-----------|-----------|------------|
| University of Oregon        | 14        | 11       | 3        | 241       | 138       |            |
| Oregon State University     | 13        | 9        | 4        | 192       | 120       |            |
| University of Washington    | 12        | 7        | 5        | 167       | 175       |            |
| Boise State University      | 14        | 7        | 7        | 186       | 156       |            |
| Simon Fraser University     | 12        | 7        | 5        | 198       | 112       |            |
| University of Montana       | 15        | 5        | 10       | 144       | 221       |            |
| University of Idaho         | 12        | 2        | 10       | 97        | 184       |            |
| Washington State University | 12        | 0        | 12       | 55        | 223       |            |

**2017 PACIFIC NORTHWEST COLLEGIATE LACROSSE LEAGUE**

| DIVISION 1                  | <u>GP</u> | <u>W</u> | <u>L</u> | <u>GF</u> | <u>GA</u> | <u>PCT</u> |
|-----------------------------|-----------|----------|----------|-----------|-----------|------------|
| University of Oregon        | 11        | 9        | 2        | 179       | 100       |            |
| Simon Fraser University     | 12        | 8        | 4        | 170       | 123       |            |
| Oregon State University     | 14        | 11       | 3        | 166       | 110       |            |
| Boise State University      | 11        | 7        | 4        | 117       | 111       |            |
| University of Washington    | 11        | 5        | 6        | 127       | 145       |            |
| Washington State University | 13        | 4        | 9        | 88        | 181       |            |
| University of Idaho         | 8         | 0        | 8        | 58        | 104       |            |

**2018 PACIFIC NORTHWEST COLLEGIATE LACROSSE LEAGUE**

| DIVISION 1               | <u>GP</u> | <u>W</u> | <u>L</u> | <u>GF</u> | <u>GA</u> | <u>PCT</u> |
|--------------------------|-----------|----------|----------|-----------|-----------|------------|
| Simon Fraser University  | 12        | 9        | 3        | 157       | 129       |            |
| University of Washington | 13        | 7        | 6        | 145       | 133       |            |
| University of Idaho      | 9         | 5        | 4        | 90        | 88        |            |
| University of Oregon     | 14        | 7        | 7        | 152       | 155       |            |
| Oregon State University  | 11        | 5        | 6        | 115       | 108       |            |
| Boise State University   | 9         | 3        | 6        | 84        | 110       |            |

**2019 PACIFIC NORTHWEST COLLEGIATE LACROSSE LEAGUE**

| DIVISION 1               | <u>GP</u> | <u>W</u> | <u>L</u> | <u>GF</u> | <u>GA</u> | <u>PCT</u> |
|--------------------------|-----------|----------|----------|-----------|-----------|------------|
| University of Washington | 12        | 8        | 4        | 143       | 111       |            |
| University of Oregon     | 13        | 8        | 5        | 145       | 110       |            |
| Boise State University   | 14        | 8        | 6        | 169       | 136       |            |
| Simon Fraser University  | 9         | 3        | 6        | 84        | 99        |            |
| Oregon State University  | 10        | 1        | 9        | 72        | 120       |            |
| University of Idaho      | 8         | 3        | 5        | 48        | 78        |            |

**2020 PACIFIC NORTHWEST COLLEGIATE LACROSSE LEAGUE**

| DIVISION 1                  | <u>GP</u> | <u>W</u> | <u>L</u> | <u>GF</u> | <u>GA</u> | <u>PCT</u> |
|-----------------------------|-----------|----------|----------|-----------|-----------|------------|
| University of Washington    | 5         | 3        | 2        | 55        | 49        |            |
| University of Oregon        | 7         | 5        | 2        | 93        | 64        |            |
| Oregon State University     | 5         | 3        | 2        | 64        | 47        |            |
| Simon Fraser University     | 6         | 3        | 3        | 60        | 70        |            |
| Washington State University | 7         | 1        | 6        | 43        | 86        |            |
| Boise State University      | 7         | 0        | 7        | 57        | 89        |            |
| University of Idaho         | 4         | 0        | 4        | 27        | 77        |            |

*Pacific Northwest Collegiate Lacrosse League suspended play in March 2020 due to the COVID-19 coronavirus pandemic*

**2021 PACIFIC NORTHWEST COLLEGIATE LACROSSE LEAGUE**

| DIVISION 1                  | <u>GP</u> | <u>W</u> | <u>L</u> | <u>GF</u> | <u>GA</u> | <u>PCT</u> |
|-----------------------------|-----------|----------|----------|-----------|-----------|------------|
| University of Oregon        | 3         | 3        | 0        | 44        | 29        |            |
| Boise State University      | 6         | 3        | 3        | 54        | 71        |            |
| Oregon State University     | 3         | 1        | 2        | 32        | 32        |            |
| University of Idaho         | 0         | 0        | 0        | 0         | 0         |            |
| Simon Fraser University     | 0         | 0        | 0        | 0         | 0         |            |
| University of Washington    | 0         | 0        | 0        | 0         | 0         |            |
| Washington State University | 0         | 0        | 0        | 0         | 0         |            |

**2022 PACIFIC NORTHWEST COLLEGIATE LACROSSE LEAGUE**

| DIVISION 1                  | <u>GP</u> | <u>W</u> | <u>L</u> | <u>GF</u> | <u>GA</u> | <u>PCT</u> |
|-----------------------------|-----------|----------|----------|-----------|-----------|------------|
| Simon Fraser University     | 6         | 4        | 2        | 81        | 54        |            |
| University of Oregon        | 13        | 7        | 6        | 150       | 125       |            |
| University of Washington    | 12        | 5        | 7        | 126       | 135       |            |
| Boise State University      | 15        | 8        | 7        | 194       | 168       |            |
| Oregon State University     | 15        | 7        | 8        | 174       | 137       |            |
| Washington State University | 11        | 1        | 10       | 63        | 163       |            |

**2023 PACIFIC NORTHWEST COLLEGIATE LACROSSE LEAGUE**

| DIVISION 1                  | <u>GP</u> | <u>W</u> | <u>L</u> | <u>GF</u> | <u>GA</u> | <u>PCT</u> |
|-----------------------------|-----------|----------|----------|-----------|-----------|------------|
| Simon Fraser University     | 12        | 11       | 1        | 179       | 100       |            |
| Boise State University      | 13        | 8        | 5        | 155       | 124       |            |
| University of Oregon        | 13        | 8        | 5        | 190       | 142       |            |
| University of Washington    | 12        | 5        | 7        | 177       | 167       |            |
| Oregon State University     | 13        | 4        | 9        | 113       | 175       |            |
| Washington State University | 12        | 3        | 9        | 74        | 158       |            |

**SIMON FRASER UNIVERSITY**

|       |   | <u>GP</u> | <u>W</u> | <u>L</u> | <u>GF</u> | <u>GA</u> | <u>PTS</u> | <u>PCT</u> |
|-------|---|-----------|----------|----------|-----------|-----------|------------|------------|
| 1996  | Simon Fraser University (probationary status) | 10        | 8        | 2        |           |           |            | .800       |
| 1997  | Simon Fraser University                       | 11        | 10       | 1        | 138       | 64        |            | .909       |
| 1998  | Simon Fraser University                       | 11        | 11       | 0        | 152       | 16        |            | 1.000      |
| 1999  | Simon Fraser University                       | 8         | 8        | 0        | 109       | 24        |            | 1.000      |
| 2000  | Simon Fraser University                       | 10        | 10       | 0        | 206       | 32        |            | 1.000      |
| 2001  | Simon Fraser University                       | 10        | 10       | 0        | 239       | 87        |            | 1.000      |
| 2002* | Simon Fraser University                       | 8         | 7        | 1        | 163       | 34        |            | .875       |
| 2003  | Simon Fraser University                       | 8         | 8        | 0        | 145       | 58        |            | 1.000      |
| 2004  | Simon Fraser University                       | 8         | 7        | 1        |           |           |            | .875       |
| 2005  | Simon Fraser University                       | 15        | 10       | 5        | 155       | 137       |            | .667       |
| 2006  | Simon Fraser University                       | 13        | 8        | 5        | 164       | 131       |            | .615       |
| 2007  | Simon Fraser University                       | 11        | 9        | 2        | 197       | 117       |            | .818       |
| 2008  | Simon Fraser University                       | 14        | 13       | 1        | 200       | 114       |            | .929       |
| 2009  | Simon Fraser University                       | 16        | 14       | 2        | 217       | 85        |            | .875       |
| 2010  | Simon Fraser University                       | 18        | 10       | 8        | 219       | 193       | 20         |            |
| 2011  | Simon Fraser University                       | 18        | 9        | 9        | 318       | 208       | 18         |            |
| 2012  | Simon Fraser University                       | 16        | 9        | 7        | 206       | 189       | 18         |            |
| 2013  | Simon Fraser University                       | 17        | 11       | 6        | 214       | 150       | 22         |            |
| 2014  | Simon Fraser University                       | 18        | 14       | 4        | 259       | 114       | 28         |            |
| 2015  | Simon Fraser University                       | 18        | 10       | 8        | 213       | 193       |            | .556       |
| 2016  | Simon Fraser University                       | 12        | 7        | 5        | 198       | 112       |            |            |
| 2017  | Simon Fraser University                       | 12        | 8        | 4        | 170       | 123       |            |            |
| 2018  | Simon Fraser University                       | 12        | 9        | 3        | 157       | 129       |            |            |
| 2019  | Simon Fraser University                       | 9         | 3        | 6        | 84        | 99        |            |            |
| 2020  | Simon Fraser University                       | 6         | 3        | 3        | 60        | 70        |            |            |
| 2021  | Simon Fraser University                       | 0         | 0        | 0        | 0         | 0         |            |            |
| 2022  | Simon Fraser University                       | 6         | 4        | 2        | 81        | 54        |            |            |
| 2023  | Simon Fraser University                       | 12        | 11       | 1        | 179       | 100       |            |            |

\* *unofficial*

|   |                  |
|---|------------------|
| <b>ONTARIO UNIVERSITY FIELD LACROSSE ASSOCIATION</b>  | <b>1985-2001</b> |
| <b>CANADIAN UNIVERSITY FIELD LACROSSE ASSOCIATION</b> | <b>2002-</b>     |

**2006 CANADIAN UNIVERSITY FIELD LACROSSE ASSOCIATION**

|                               | <u>GP</u> | <u>W</u> | <u>L</u> | <u>T</u> | <u>GF</u> | <u>GA</u> | <u>PTS</u> |
|-------------------------------|-----------|----------|----------|----------|-----------|-----------|------------|
| Bishop's University           | 9         | 9        | 0        | 0        | 113       | 41        | 18         |
| Brock University*             | 9         | 8        | 1        | 0        | 108       | 48        | 16         |
| University of Guelph          | 9         | 7        | 2        | 0        | 92        | 57        | 14         |
| University of Western Ontario | 9         | 6        | 3        | 0        | 84        | 53        | 12         |
| McMaster University           | 9         | 5        | 4        | 0        | 72        | 69        | 10         |
| University of Toronto         | 9         | 4        | 5        | 0        | 57        | 70        | 8          |
| McGill University             | 9         | 3        | 6        | 0        | 85        | 82        | 6          |
| Wilfred Laurier University    | 9         | 2        | 7        | 0        | 41        | 76        | 4          |
| Queen's University            | 9         | 1        | 8        | 0        | 68        | 137       | 2          |
| Carleton University           | 9         | 0        | 9        | 0        | 49        | 136       | 0          |

**2007 CANADIAN UNIVERSITY FIELD LACROSSE ASSOCIATION**

|                               | <u>GP</u> | <u>W</u> | <u>L</u> | <u>T</u> | <u>GF</u> | <u>GA</u> | <u>PTS</u> |
|-------------------------------|-----------|----------|----------|----------|-----------|-----------|------------|
| <b>EAST</b>                   |           |          |          |          |           |           |            |
| McGill University             | 9         | 7        | 2        | 0        | 131       | 65        | 14         |
| Bishop's University           | 8         | 6        | 2        | 0        | 111       | 72        | 12         |
| Carleton University           | 8         | 4        | 4        | 0        | 79        | 98        | 8          |
| Queen's University            | 7         | 0        | 5        | 0        | 61        | 117       | 0          |
| <b>CENTRAL</b>                |           |          |          |          |           |           |            |
| University of Toronto         | 9         | 5        | 4        | 0        | 97        | 82        | 10         |
| McMaster University           | 9         | 5        | 4        | 0        | 82        | 74        | 10         |
| Trent University              | 7         | 4        | 3        | 0        | 72        | 71        | 8          |
| Laurentian University         | 8         | 0        | 7        | 0        | 43        | 122       | 0          |
| <b>WEST</b>                   |           |          |          |          |           |           |            |
| University of Guelph          | 8         | 6        | 1        | 0        | 78        | 65        | 12         |
| Brock University*             | 6         | 5        | 1        | 0        | 79        | 51        | 10         |
| University of Western Ontario | 9         | 4        | 4        | 0        | 86        | 75        | 8          |
| Wilfred Laurier University    | 6         | 1        | 5        | 0        | 33        | 60        | 2          |

**2008 CANADIAN UNIVERSITY FIELD LACROSSE ASSOCIATION**

|                               | <u>GP</u> | <u>W</u> | <u>L</u> | <u>T</u> | <u>GF</u> | <u>GA</u> | <u>PTS</u> |
|-------------------------------|-----------|----------|----------|----------|-----------|-----------|------------|
| <b>EAST</b>                   |           |          |          |          |           |           |            |
| Trent University              | 10        | 10       | 0        | 0        | 122       | 54        | 20         |
| McGill University             | 10        | 7        | 3        | 0        | 98        | 68        | 14         |
| Bishop's University           | 10        | 6        | 4        | 0        | 108       | 73        | 12         |
| Queen's University            | 10        | 4        | 5        | 0        | 83        | 114       | 8          |
| Carleton University           | 10        | 2        | 8        | 0        | 66        | 136       | 4          |
| University of Toronto         | 10        | 1        | 8        | 0        | 67        | 99        | 2          |
| <b>WEST</b>                   |           |          |          |          |           |           |            |
| Brock University              | 9         | 8        | 1        | 0        | 104       | 52        | 16         |
| University of Guelph*         | 10        | 8        | 2        | 0        | 107       | 54        | 16         |
| University of Western Ontario | 10        | 6        | 4        | 0        | 87        | 60        | 12         |
| McMaster University           | 10        | 5        | 4        | 0        | 74        | 48        | 10         |
| Wilfred Laurier University    | 9         | 2        | 7        | 0        | 43        | 106       | 4          |
| Laurentian University         | 10        | 0        | 10       | 0        | 41        | 136       | 0          |

**2009 CANADIAN UNIVERSITY FIELD LACROSSE ASSOCIATION**

|                       | <u>GP</u> | <u>W</u> | <u>L</u> | <u>T</u> | <u>GF</u> | <u>GA</u> | <u>PTS</u> |
|-----------------------|-----------|----------|----------|----------|-----------|-----------|------------|
| <b>EAST</b>           |           |          |          |          |           |           |            |
| Trent University      | 10        | 8        | 2        | 0        | 114       | 69        | 16         |
| McGill University     | 10        | 7        | 3        | 0        | 129       | 76        | 14         |
| Carleton University   | 10        | 6        | 4        | 0        | 103       | 104       | 12         |
| Bishop's University   | 10        | 6        | 4        | 0        | 101       | 86        | 12         |
| Queen's University    | 9         | 2        | 7        | 0        | 69        | 102       | 4          |
| University of Toronto | 9         | 0        | 9        | 0        | 52        | 131       | 0          |

| WEST                          | <u>GP</u> | <u>W</u> | <u>L</u> | <u>T</u> | <u>GF</u> | <u>GA</u> | <u>PTS</u> |
|-------------------------------|-----------|----------|----------|----------|-----------|-----------|------------|
| Brock University*             | 10        | 10       | 0        | 0        | 131       | 65        | 20         |
| McMaster University           | 10        | 7        | 3        | 0        | 92        | 88        | 14         |
| University of Guelph          | 10        | 6        | 3        | 0        | 96        | 64        | 12         |
| University of Western Ontario | 10        | 5        | 5        | 0        | 86        | 57        | 10         |
| Wilfred Laurier University    | 10        | 1        | 8        | 0        | 74        | 128       | 2          |
| Laurentian University         | 10        | 1        | 9        | 0        | 60        | 137       | 2          |

#### 2010 CANADIAN UNIVERSITY FIELD LACROSSE ASSOCIATION

| EAST                  | <u>GP</u> | <u>W</u> | <u>L</u> | <u>T</u> | <u>GF</u> | <u>GA</u> | <u>PTS</u> |
|-----------------------|-----------|----------|----------|----------|-----------|-----------|------------|
| Carleton University   | 10        | 8        | 2        | 0        | 115       | 77        | 16         |
| Bishop's University   | 10        | 8        | 2        | 0        | 110       | 93        | 16         |
| McGill University     | 10        | 5        | 4        | 0        | 93        | 74        | 10         |
| University of Toronto | 10        | 3        | 7        | 0        | 83        | 98        | 6          |
| Queen's University    | 10        | 3        | 7        | 0        | 69        | 103       | 6          |
| Trent University      | 10        | 3        | 7        | 0        | 67        | 92        | 6          |

| WEST                          | <u>GP</u> | <u>W</u> | <u>L</u> | <u>T</u> | <u>GF</u> | <u>GA</u> | <u>PTS</u> |
|-------------------------------|-----------|----------|----------|----------|-----------|-----------|------------|
| University of Guelph          | 10        | 10       | 0        | 0        | 141       | 65        | 20         |
| University of Western Ontario | 10        | 7        | 3        | 0        | 84        | 61        | 14         |
| McMaster University*          | 10        | 5        | 5        | 0        | 102       | 82        | 10         |
| Brock University              | 10        | 5        | 5        | 0        | 92        | 75        | 10         |
| Wilfred Laurier University    | 10        | 2        | 8        | 0        | 81        | 127       | 4          |
| Laurentian University         | 10        | 1        | 9        | 0        | 61        | 151       | 2          |

#### 2011 CANADIAN UNIVERSITY FIELD LACROSSE ASSOCIATION

| EAST                  | <u>GP</u> | <u>W</u> | <u>L</u> | <u>T</u> | <u>GF</u> | <u>GA</u> | <u>PTS</u> |
|-----------------------|-----------|----------|----------|----------|-----------|-----------|------------|
| Bishop's University*  | 10        | 9        | 1        | 0        | 142       | 78        | 18         |
| McGill University     | 10        | 9        | 1        | 0        | 120       | 64        | 18         |
| University of Toronto | 10        | 6        | 4        | 0        | 96        | 104       | 12         |
| Trent University      | 10        | 3        | 7        | 0        | 85        | 124       | 6          |
| Carleton University   | 10        | 3        | 7        | 0        | 82        | 97        | 6          |
| Queen's University    | 10        | 0        | 10       | 0        | 63        | 121       | 0          |

| WEST                          | <u>GP</u> | <u>W</u> | <u>L</u> | <u>T</u> | <u>GF</u> | <u>GA</u> | <u>PTS</u> |
|-------------------------------|-----------|----------|----------|----------|-----------|-----------|------------|
| University of Guelph          | 10        | 8        | 2        | 0        | 144       | 79        | 16         |
| Brock University              | 10        | 8        | 2        | 0        | 122       | 79        | 16         |
| University of Western Ontario | 10        | 7        | 3        | 0        | 97        | 79        | 14         |
| McMaster University           | 10        | 4        | 6        | 0        | 91        | 116       | 8          |
| Laurentian University         | 10        | 3        | 7        | 0        | 86        | 120       | 6          |
| Wilfred Laurier University    | 10        | 0        | 10       | 0        | 71        | 138       | 0          |

#### 2012 CANADIAN UNIVERSITY FIELD LACROSSE ASSOCIATION

| EAST                 | <u>GP</u> | <u>W</u> | <u>L</u> | <u>T</u> | <u>GF</u> | <u>GA</u> | <u>PTS</u> |
|----------------------|-----------|----------|----------|----------|-----------|-----------|------------|
| McGill University*   | 10        | 9        | 1        | 0        | 143       | 73        | 18         |
| Bishop's University  | 10        | 9        | 1        | 0        | 134       | 52        | 18         |
| Queen's University   | 9         | 4        | 3        | 2        | 106       | 72        | 8          |
| Trent University     | 9         | 4        | 5        | 0        | 100       | 76        | 8          |
| Carleton University  | 10        | 3        | 7        | 0        | 89        | 120       | 6          |
| Concordia University | 10        | 0        | 10       | 0        | 21        | 200       | 0          |

| EAST                          | <u>GP</u> | <u>W</u> | <u>L</u> | <u>T</u> | <u>GF</u> | <u>GA</u> | <u>PTS</u> |
|-------------------------------|-----------|----------|----------|----------|-----------|-----------|------------|
| University of Western Ontario | 12        | 11       | 1        | 0        | 119       | 71        | 22         |
| University of Guelph          | 12        | 10       | 2        | 0        | 174       | 82        | 20         |
| Brock University              | 12        | 9        | 2        | 1        | 140       | 81        | 18         |
| University of Toronto         | 12        | 4        | 8        | 0        | 93        | 145       | 8          |
| Wilfred Laurier University    | 12        | 4        | 8        | 0        | 91        | 131       | 8          |
| McMaster University           | 12        | 2        | 9        | 1        | 98        | 137       | 4          |
| Laurentian University         | 12        | 2        | 10       | 0        | 95        | 163       | 4          |

**2013 CANADIAN UNIVERSITY FIELD LACROSSE ASSOCIATION**

| EAST                          | <u>GP</u> | <u>W</u> | <u>L</u> | <u>GF</u> | <u>GA</u> | <u>PTS</u> |
|-------------------------------|-----------|----------|----------|-----------|-----------|------------|
| McGill University             | 10        | 10       | 0        | 159       | 56        | 20         |
| Bishop's University           | 10        | 7        | 3        | 152       | 72        | 14         |
| Queen's University            | 10        | 7        | 3        | 136       | 86        | 14         |
| Trent University              | 10        | 4        | 6        | 118       | 113       | 8          |
| Carleton University           | 10        | 2        | 8        | 99        | 125       | 4          |
| Concordia University          | 10        | 0        | 10       | 18        | 230       | 0          |
| WEST                          | <u>GP</u> | <u>W</u> | <u>L</u> | <u>GF</u> | <u>GA</u> | <u>PTS</u> |
| Brock University              | 12        | 11       | 1        | 163       | 76        | 22         |
| University of Western Ontario | 12        | 10       | 2        | 137       | 57        | 20         |
| University of Guelph*         | 12        | 9        | 3        | 153       | 109       | 18         |
| McMaster University           | 12        | 6        | 6        | 75        | 114       | 12         |
| University of Toronto         | 12        | 4        | 8        | 87        | 129       | 8          |
| Laurentian University         | 12        | 2        | 10       | 80        | 121       | 4          |
| Wilfred Laurier University    | 12        | 0        | 12       | 66        | 155       | 0          |

**2014 CANADIAN UNIVERSITY FIELD LACROSSE ASSOCIATION**

| EAST                          | <u>GP</u> | <u>W</u> | <u>L</u> | <u>GF</u> | <u>GA</u> | <u>PTS</u> |
|-------------------------------|-----------|----------|----------|-----------|-----------|------------|
| McGill University             | 12        | 12       | 0        | 175       | 60        | 24         |
| Bishop's University           | 12        | 10       | 2        | 164       | 66        | 20         |
| Queen's University            | 12        | 7        | 5        | 163       | 92        | 14         |
| Carleton University           | 12        | 6        | 6        | 105       | 119       | 12         |
| Trent University              | 12        | 4        | 8        | 140       | 110       | 8          |
| University of Ottawa          | 12        | 3        | 9        | 101       | 142       | 6          |
| Concordia University          | 12        | 0        | 12       | 14        | 273       | 0          |
| WEST                          | <u>GP</u> | <u>W</u> | <u>L</u> | <u>GF</u> | <u>GA</u> | <u>PTS</u> |
| Brock University              | 12        | 11       | 1        | 201       | 84        | 22         |
| University of Western Ontario | 12        | 10       | 2        | 157       | 78        | 20         |
| University of Guelph*         | 12        | 8        | 4        | 155       | 93        | 16         |
| University of Toronto         | 12        | 6        | 6        | 127       | 133       | 12         |
| Laurentian University         | 12        | 6        | 6        | 119       | 116       | 12         |
| McMaster University           | 12        | 4        | 8        | 84        | 155       | 8          |
| Nipissing University          | 12        | 3        | 9        | 111       | 181       | 6          |
| Wilfred Laurier University    | 12        | 0        | 12       | 61        | 175       | 0          |

*Standings reflect games played between teams within the same division only*

**PLAYOFFS**

McGill University defeated University of Ottawa 13-4

University of Western Ontario defeated Laurentian University 9-6

Queen's University defeated Carleton University 7-6

Bishop's University defeated Trent University 12-8

Brock University defeated McMaster University 8-4

University of Guelph defeated Bishop's University 13-9

University of Western Ontario defeated Queen's University 17-16

University of Guelph defeated Brock University 13-12

McGill University defeated University of Western Ontario 15-6

**BAGGATAWAY CUP FINAL**

University of Guelph defeated McGill University 15-12

**2015 CANADIAN UNIVERSITY FIELD LACROSSE ASSOCIATION**

| EAST                          | <u>GP</u> | <u>W</u> | <u>L</u> | <u>GF</u> | <u>GA</u> | <u>PTS</u> |
|-------------------------------|-----------|----------|----------|-----------|-----------|------------|
| McGill University*            | 12        | 12       | 0        | 134       | 66        | 24         |
| Bishop's University           | 12        | 10       | 2        | 123       | 64        | 20         |
| Queen's University            | 12        | 8        | 4        | 110       | 109       | 16         |
| Trent University              | 12        | 6        | 6        | 105       | 110       | 12         |
| University of Ottawa          | 12        | 3        | 9        | 61        | 123       | 6          |
| Carleton University           | 11        | 2        | 9        | 69        | 127       | 4          |
| Concordia University          | 11        | 0        | 11       | 0         | 3         | 0          |
| WEST                          | <u>GP</u> | <u>W</u> | <u>L</u> | <u>GF</u> | <u>GA</u> | <u>PTS</u> |
| University of Western Ontario | 12        | 11       | 1        | 164       | 93        | 22         |
| Brock University              | 12        | 9        | 3        | 171       | 109       | 18         |
| University of Guelph          | 12        | 8        | 4        | 131       | 102       | 16         |
| McMaster University           | 12        | 5        | 7        | 119       | 132       | 10         |
| Laurentian University         | 12        | 5        | 7        | 98        | 117       | 10         |
| Nipissing University          | 12        | 5        | 7        | 128       | 164       | 10         |
| Wilfred Laurier University    | 12        | 3        | 9        | 90        | 138       | 6          |
| University of Toronto         | 12        | 2        | 10       | 110       | 156       | 4          |

**PLAYOFFS**

Brock University defeated Laurentian University 13-3  
Trent University defeated Queen's University 10-8  
University of Guelph defeated McMaster University 6-5

McGill University defeated University of Ottawa 15-5  
Bishop's University defeated University of Guelph 6-5  
Brock University defeated Trent University 10-9

University of Western Ontario defeated Bishop's University 17-12  
McGill University defeated Brock University 7-5

**BAGGATAWAY CUP FINAL**

McGill University defeated University of Western Ontario 15-11

**2016 CANADIAN UNIVERSITY FIELD LACROSSE ASSOCIATION**

| EAST                           | <u>GP</u> | <u>W</u> | <u>L</u> | <u>GF</u> | <u>GA</u> | <u>PTS</u> |
|--------------------------------|-----------|----------|----------|-----------|-----------|------------|
| McGill University              | 12        | 11       | 1        | 149       | 74        | 22         |
| Trent University               | 12        | 11       | 1        | 151       | 83        | 22         |
| Bishop's University            | 12        | 7        | 5        | 146       | 128       | 14         |
| Queen's University             | 12        | 5        | 7        | 110       | 140       | 10         |
| Nipissing University           | 12        | 4        | 8        | 123       | 149       | 8          |
| University of Ottawa           | 12        | 3        | 9        | 102       | 149       | 6          |
| Carleton University            | 12        | 1        | 11       | 84        | 142       | 2          |
| WEST                           | <u>GP</u> | <u>W</u> | <u>L</u> | <u>GF</u> | <u>GA</u> | <u>PTS</u> |
| University of Western Ontario* | 12        | 11       | 1        | 206       | 89        | 22         |
| Brock University               | 12        | 11       | 1        | 171       | 93        | 22         |
| University of Guelph           | 12        | 8        | 4        | 144       | 111       | 16         |
| Laurentian University          | 12        | 5        | 7        | 106       | 156       | 10         |
| University of Toronto          | 12        | 4        | 8        | 127       | 160       | 8          |
| McMaster University            | 12        | 2        | 10       | 78        | 138       | 4          |
| Wilfred Laurier University     | 12        | 1        | 11       | 71        | 156       | 2          |

**PLAYOFFS**

University of Western Ontario defeated University of Toronto 20-12

Trent University defeated Nipissing University 17-11  
University of Ottawa defeated McGill University 11-10  
University of Guelph defeated Laurentian University 14-3  
Bishop's University defeated Queen's University 12-10

Brock University defeated University of Ottawa 20-9  
University of Guelph defeated Bishop's University 18-9

Trent University defeated Brock University 7-6  
University of Western Ontario defeated University of Guelph 10-9

**BAGGATAWAY CUP FINAL**

University of Western Ontario defeated Trent University 11-7

**2017 CANADIAN UNIVERSITY FIELD LACROSSE ASSOCIATION**

|                                | <u>GP</u> | <u>W</u> | <u>L</u> | <u>GF</u> | <u>GA</u> | <u>PTS</u> |
|--------------------------------|-----------|----------|----------|-----------|-----------|------------|
| <b>EAST</b>                    |           |          |          |           |           |            |
| McGill University              | 12        | 11       | 1        | 153       | 80        | 22         |
| Trent University               | 12        | 10       | 2        | 168       | 97        | 20         |
| Bishop's University            | 12        | 9        | 3        | 176       | 104       | 18         |
| University of Ottawa           | 12        | 4        | 8        | 114       | 141       | 8          |
| Queen's University             | 12        | 4        | 8        | 110       | 126       | 8          |
| Nipissing University           | 12        | 3        | 9        | 140       | 191       | 6          |
| Carleton University            | 12        | 1        | 11       | 58        | 180       | 2          |
| <b>WEST</b>                    |           |          |          |           |           |            |
| Brock University               | 12        | 12       | 0        | 232       | 71        | 24         |
| University of Western Ontario* | 12        | 10       | 2        | 193       | 79        | 20         |
| University of Guelph           | 12        | 8        | 4        | 146       | 92        | 16         |
| University of Toronto          | 12        | 5        | 7        | 98        | 189       | 10         |
| Laurentian University          | 12        | 4        | 8        | 144       | 189       | 8          |
| Wilfred Laurier University     | 12        | 2        | 10       | 79        | 169       | 4          |
| McMaster University            | 12        | 1        | 11       | 75        | 178       | 2          |

**PLAYOFFS**

University of Guelph defeated University of Toronto 24-11  
 University of Western Ontario defeated Laurentian University 14-5  
 Trent University defeated Bishop's University 12-11

McGill University defeated University of Ottawa 17-6  
 Brock University defeated Wilfred Laurier University 17-3  
 University of Guelph defeated Trent University 12-11  
 University of Western Ontario defeated Queen's University 13-6

Brock University defeated University of Guelph 13-11  
 University of Western Ontario defeated McGill University 14-11

**BAGGATAWAY CUP FINAL**

University of Western Ontario defeated Brock University 16-14

**2018 CANADIAN UNIVERSITY FIELD LACROSSE ASSOCIATION**

|                                | <u>GP</u> | <u>W</u> | <u>L</u> | <u>GF</u> | <u>GA</u> | <u>PTS</u> |
|--------------------------------|-----------|----------|----------|-----------|-----------|------------|
| <b>EAST</b>                    |           |          |          |           |           |            |
| Trent University               | 10        | 9        | 1        | 155       | 91        | 18         |
| McGill University              | 10        | 9        | 1        | 127       | 81        | 18         |
| Queen's University             | 10        | 6        | 4        | 106       | 96        | 12         |
| Nipissing University           | 10        | 5        | 5        | 133       | 127       | 10         |
| Bishop's University            | 10        | 4        | 6        | 108       | 103       | 8          |
| University of Ottawa           | 10        | 2        | 8        | 107       | 116       | 4          |
| Carleton University            | 10        | 0        | 10       | 57        | 179       | 0          |
| <b>WEST</b>                    |           |          |          |           |           |            |
| University of Western Ontario* | 10        | 9        | 1        | 154       | 56        | 18         |
| Brock University               | 10        | 9        | 1        | 145       | 65        | 18         |
| University of Guelph           | 10        | 6        | 4        | 123       | 75        | 12         |
| University of Toronto          | 10        | 4        | 6        | 92        | 131       | 8          |
| Wilfred Laurier University     | 10        | 3        | 7        | 81        | 141       | 6          |
| McMaster University            | 10        | 2        | 8        | 65        | 111       | 4          |
| Laurentian University          | 10        | 2        | 8        | 71        | 152       | 4          |

**PLAYOFFS**

University of Western Ontario defeated Wilfred Laurier University 15-9

Trent University defeated University of Ottawa 14-11  
 Brock University defeated University of Guelph 13-6  
 Nipissing University defeated Queen's University 13-10  
 McGill University defeated Bishop's University 10-3

Brock University defeated Nipissing University 18-4  
 McGill University defeated University of Toronto 11-6

Brock University defeated Trent University 12-11  
 University of Western Ontario defeated McGill University 10-6

**BAGGATAWAY CUP FINAL**

University of Western Ontario defeated Brock University 9-8



## 2019 CANADIAN UNIVERSITY FIELD LACROSSE ASSOCIATION

| EAST                           | <u>GP</u> | <u>W</u> | <u>L</u> | <u>GF</u> | <u>GA</u> | <u>PTS</u> |
|--------------------------------|-----------|----------|----------|-----------|-----------|------------|
| McGill University              | 10        | 10       | 0        | 98        | 55        | 20         |
| Trent University               | 10        | 8        | 2        | 100       | 58        | 16         |
| Nipissing University           | 10        | 6        | 4        | 96        | 85        | 12         |
| Bishop's University            | 10        | 5        | 5        | 107       | 69        | 10         |
| Queen's University             | 10        | 4        | 6        | 73        | 61        | 8          |
| University of Ottawa           | 10        | 2        | 8        | 67        | 99        | 4          |
| Carleton University            | 10        | 0        | 10       | 42        | 156       | 0          |
| WEST                           | <u>GP</u> | <u>W</u> | <u>L</u> | <u>GF</u> | <u>GA</u> | <u>PTS</u> |
| Brock University               | 10        | 10       | 0        | 136       | 43        | 20         |
| University of Western Ontario* | 10        | 7        | 3        | 113       | 61        | 14         |
| University of Toronto          | 10        | 6        | 4        | 74        | 95        | 12         |
| University of Guelph           | 10        | 6        | 4        | 101       | 75        | 12         |
| McMaster University            | 10        | 3        | 7        | 65        | 83        | 6          |
| Wilfred Laurier University     | 10        | 3        | 7        | 59        | 96        | 6          |
| Laurentian University          | 10        | 0        | 10       | 53        | 148       | 0          |

### PLAYOFFS

Brock University defeated Wilfred Laurier University 12-3

University of Western Ontario defeated McMaster University 8-5

University of Guelph defeated University of Toronto 7-4

Trent University defeated Queen's University 6-4

Nipissing University defeated Bishop's University 13-12

Trent University defeated University of Guelph 11-5

University of Western Ontario defeated Nipissing University 12-5

Trent University defeated Brock University 9-8

University of Western Ontario defeated McGill University 6-5

### BAGGATAWAY CUP FINAL

University of Western Ontario defeated Trent University 8-5

## 2020 CANADIAN UNIVERSITY FIELD LACROSSE ASSOCIATION

*Canadian University Association season cancelled on June 18, 2020 due to the COVID-19 coronavirus pandemic*

## 2021 CANADIAN UNIVERSITY FIELD LACROSSE ASSOCIATION

| EAST                          | <u>GP</u> | <u>W</u> | <u>L</u> | <u>GF</u> | <u>GA</u> | <u>PTS</u> |
|-------------------------------|-----------|----------|----------|-----------|-----------|------------|
| Bishop's University           | 6         | 6        | 0        | 100       | 45        | 12         |
| Queen's University            | 6         | 4        | 2        | 58        | 51        | 8          |
| University of Ottawa          | 6         | 2        | 4        | 43        | 79        | 4          |
| Carleton University           | 6         | 0        | 6        | 44        | 70        | 0          |
| McGill University             | 0         | 0        | 0        | 0         | 0         | 0          |
| CENTRAL                       | <u>GP</u> | <u>W</u> | <u>L</u> | <u>GF</u> | <u>GA</u> | <u>PTS</u> |
| Trent University              | 6         | 6        | 0        | 99        | 30        | 12         |
| Nipissing University          | 6         | 4        | 2        | 82        | 59        | 8          |
| University of Toronto         | 6         | 2        | 4        | 68        | 55        | 4          |
| Laurentian University         | 6         | 0        | 6        | 16        | 121       | 0          |
| WEST                          | <u>GP</u> | <u>W</u> | <u>L</u> | <u>GF</u> | <u>GA</u> | <u>PTS</u> |
| Brock University*             | 6         | 5        | 1        | 81        | 45        | 10         |
| University of Guelph          | 6         | 4        | 2        | 60        | 43        | 8          |
| University of Western Ontario | 6         | 4        | 2        | 75        | 46        | 8          |
| McMaster University           | 6         | 2        | 4        | 45        | 69        | 4          |
| Wilfred Laurier University    | 6         | 0        | 6        | 22        | 80        | 0          |

**PLAYOFFS**

Queen's University defeated University of Ottawa 14-7  
 Bishop's University defeated Carleton University 18-6  
 University of Guelph defeated University of Western Ontario 13-11  
 Brock University defeated McMaster 15-1

University of Guelph defeated Nipissing 18-8  
 Brock University defeated Queen's University 17-10

University of Guelph defeated Trent 13-10  
 Brock University defeated Bishop's University 10-7

**BAGGATAWAY CUP FINAL**

Brock University defeated University of Guelph 10-9

**2022 CANADIAN UNIVERSITY FIELD LACROSSE ASSOCIATION**

| EAST                 | <u>GP</u> | <u>W</u> | <u>L</u> | <u>GF</u> | <u>GA</u> | <u>PTS</u> |
|----------------------|-----------|----------|----------|-----------|-----------|------------|
| Trent University*    | 10        | 9        | 1        | 116       | 55        | 18         |
| Bishop's University  | 10        | 7        | 3        | 83        | 57        | 14         |
| Queen's University   | 10        | 7        | 3        | 105       | 75        | 14         |
| McGill University    | 10        | 6        | 4        | 101       | 68        | 12         |
| Carleton University  | 10        | 5        | 5        | 70        | 93        | 10         |
| Nipissing University | 10        | 1        | 9        | 57        | 120       | 2          |
| University of Ottawa | 10        | 0        | 10       | 53        | 117       | 0          |

| WEST                          | <u>GP</u> | <u>W</u> | <u>L</u> | <u>GF</u> | <u>GA</u> | <u>PTS</u> |
|-------------------------------|-----------|----------|----------|-----------|-----------|------------|
| University of Guelph          | 10        | 9        | 1        | 98        | 45        | 18         |
| University of Western Ontario | 10        | 9        | 1        | 112       | 49        | 18         |
| Brock University              | 10        | 6        | 4        | 86        | 59        | 12         |
| University of Toronto         | 10        | 5        | 5        | 81        | 70        | 10         |
| McMaster University           | 10        | 4        | 6        | 61        | 68        | 8          |
| Wilfred Laurier University    | 10        | 2        | 8        | 54        | 83        | 4          |
| Laurentian University         | 10        | 0        | 10       | 20        | 138       | 0          |

**PLAYOFFS**

University of Guelph defeated Wilfred Laurier University 8-4

McGill University defeated Queen's University 14-6  
 University of Western Ontario defeated McMaster 15-3  
 Brock University defeated University of Toronto 8-5  
 Bishop's University defeated Carleton University 7-6

McGill University defeated University of Western Ontario 13-9  
 Brock University defeated Bishop's University 8-7

Trent University defeated McGill University 12-5  
 Brock University defeated University of Guelph 9-5

**BAGGATAWAY CUP**

Trent University defeated Brock University 12-3

**2023 CANADIAN UNIVERSITY FIELD LACROSSE ASSOCIATION**

| EAST                 | <u>GP</u> | <u>W</u> | <u>L</u> | <u>GF</u> | <u>GA</u> | <u>PTS</u> |
|----------------------|-----------|----------|----------|-----------|-----------|------------|
| Carleton University  | 10        | 8        | 2        | 105       | 70        | 16         |
| Trent University     | 10        | 8        | 2        | 93        | 66        | 16         |
| McGill University    | 10        | 7        | 3        | 95        | 66        | 14         |
| Queen's University   | 10        | 4        | 6        | 73        | 82        | 8          |
| Bishop's University  | 10        | 3        | 7        | 67        | 93        | 6          |
| University of Ottawa | 10        | 0        | 10       | 55        | 111       | 0          |

| WEST                           | <u>GP</u> | <u>W</u> | <u>L</u> | <u>GF</u> | <u>GA</u> | <u>PTS</u> |
|--------------------------------|-----------|----------|----------|-----------|-----------|------------|
| University of Western Ontario* | 10        | 9        | 1        | 113       | 41        | 18         |
| University of Guelph           | 10        | 8        | 2        | 115       | 55        | 16         |
| Brock University               | 10        | 7        | 3        | 95        | 58        | 14         |
| Wilfred Laurier University     | 10        | 6        | 4        | 60        | 45        | 12         |
| McMaster University            | 10        | 6        | 4        | 50        | 49        | 12         |
| Nipissing University           | 10        | 3        | 7        | 67        | 72        | 6          |
| University of Toronto          | 10        | 1        | 9        | 42        | 88        | 2          |
| Laurentian University          | 10        | 0        | 10       | 15        | 149       | 0          |

PLAYOFFS

McGill University defeated University of Guelph 9-8

Brock University defeated Trent University 9-7

McGill University defeated Carleton University 10-8

University of Western Ontario defeated Brock University 9-1

BAGGATAWAY CUP

University of Western Ontario defeated McGill University 7-4

**BAGGATAWAY CUP – C.U.F.L.A. PLAYOFF CHAMPIONS**

|      | <u>Champion</u>                      | <u>Finalist</u>               |
|------|--------------------------------------|-------------------------------|
| 1985 | <b>University of Western Ontario</b> |                               |
| 1986 | <b>Brock University</b>              |                               |
| 1987 | <b>McMaster University</b>           |                               |
| 1988 | <b>University of Western Ontario</b> |                               |
| 1989 | <b>Brock University</b>              |                               |
| 1990 | <b>Brock University</b>              |                               |
| 1991 | <b>Brock University</b>              |                               |
| 1992 | <b>Brock University</b>              |                               |
| 1993 | <b>Brock University</b>              |                               |
| 1994 | <b>Brock University</b>              |                               |
| 1995 | <b>University of Guelph</b>          |                               |
| 1996 | <b>Brock University</b>              | University of Guelph          |
| 1997 | <b>Brock University</b>              | University of Guelph          |
| 1998 | <b>Brock University</b>              | University of Guelph          |
| 1999 | <b>Brock University</b>              | University of Western Ontario |
| 2000 | <b>University of Guelph</b>          | Brock University              |
| 2001 | <b>University of Western Ontario</b> |                               |
| 2002 | <b>Brock University</b>              | Bishop's University           |
| 2003 | <b>Brock University</b>              | Bishop's University           |
| 2004 | <b>Brock University</b>              | Bishop's University           |
| 2005 | <b>Brock University</b>              | University of Guelph          |
| 2006 | <b>Brock University</b>              | Bishop's University           |
| 2007 | <b>Brock University</b>              | University of Guelph          |
| 2008 | <b>University of Guelph</b>          | McGill University             |
| 2009 | <b>Brock University</b>              | McMaster University           |
| 2010 | <b>McMaster University</b>           | Brock University              |
| 2011 | <b>Bishop's University</b>           | Brock University              |
| 2012 | <b>McGill University</b>             | University of Western Ontario |
| 2013 | <b>University of Guelph</b>          | McGill University             |
| 2014 | <b>University of Guelph</b>          | McGill University             |
| 2015 | <b>McGill University</b>             | University of Western Ontario |
| 2016 | <b>University of Western Ontario</b> | Trent University              |
| 2017 | <b>University of Western Ontario</b> | Brock University              |
| 2018 | <b>University of Western Ontario</b> | Brock University              |
| 2019 | <b>University of Western Ontario</b> | Trent University              |
| 2020 | <i>no decision</i>                   |                               |
| 2021 | <b>Brock University</b>              | University of Guelph          |
| 2022 | <b>Trent University</b>              | Brock University              |
| 2023 | <b>University of Western Ontario</b> | McGill University             |

**BISHOP'S UNIVERSITY**

|             |                            | <u>GP</u> | <u>W</u> | <u>L</u> | <u>T</u> | <u>GF</u>  | <u>GA</u> | <u>PTS</u> |
|-------------|----------------------------|-----------|----------|----------|----------|------------|-----------|------------|
| 2006        | Bishop's University        | 9         | 9        | 0        | 0        | 113        | 41        | 18         |
| 2007        | Bishop's University        | 8         | 6        | 2        | 0        | 111        | 72        | 12         |
| 2008        | Bishop's University        | 10        | 6        | 4        | 0        | 108        | 73        | 12         |
| 2009        | Bishop's University        | 10        | 6        | 4        | 0        | 101        | 86        | 12         |
| 2010        | Bishop's University        | 10        | 8        | 2        | 0        | 110        | 93        | 16         |
| <b>2011</b> | <b>Bishop's University</b> | <b>10</b> | <b>9</b> | <b>1</b> | <b>0</b> | <b>142</b> | <b>78</b> | <b>18</b>  |
| 2012        | Bishop's University        | 10        | 9        | 1        | 0        | 134        | 52        | 18         |
| 2013        | Bishop's University        | 10        | 7        | 3        |          | 152        | 72        | 14         |
| 2014        | Bishop's University        | 12        | 10       | 2        |          | 164        | 66        | 20         |
| 2015        | Bishop's University        | 12        | 10       | 2        |          | 123        | 64        | 20         |
| 2016        | Bishop's University        | 12        | 7        | 5        |          | 146        | 128       | 14         |
| 2017        | Bishop's University        | 12        | 9        | 3        |          | 176        | 104       | 18         |
| 2018        | Bishop's University        | 10        | 4        | 6        |          | 108        | 103       | 8          |
| 2019        | Bishop's University        | 10        | 5        | 5        |          | 107        | 69        | 10         |
| 2020        | <i>season cancelled</i>    |           |          |          |          |            |           |            |
| 2021        | Bishop's University        | 6         | 6        | 0        |          | 100        | 45        | 12         |
| 2022        | Bishop's University        | 10        | 7        | 3        |          | 83         | 57        | 14         |
| 2023        | Bishop's University        | 10        | 3        | 7        |          | 67         | 93        | 6          |

**BROCK UNIVERSITY**

|             |                         | <u>GP</u> | <u>W</u>  | <u>L</u> | <u>T</u> | <u>GF</u>  | <u>GA</u> | <u>PTS</u> |
|-------------|-------------------------|-----------|-----------|----------|----------|------------|-----------|------------|
| <b>2006</b> | <b>Brock University</b> | <b>9</b>  | <b>8</b>  | <b>1</b> | <b>0</b> | <b>108</b> | <b>48</b> | <b>16</b>  |
| <b>2007</b> | <b>Brock University</b> | <b>6</b>  | <b>5</b>  | <b>1</b> | <b>0</b> | <b>79</b>  | <b>51</b> | <b>10</b>  |
| 2008        | Brock University        | 9         | 8         | 1        | 0        | 104        | 52        | 16         |
| <b>2009</b> | <b>Brock University</b> | <b>10</b> | <b>10</b> | <b>0</b> | <b>0</b> | <b>131</b> | <b>65</b> | <b>20</b>  |
| 2010        | Brock University        | 10        | 5         | 5        | 0        | 92         | 75        | 10         |
| 2011        | Brock University        | 10        | 8         | 2        | 0        | 122        | 79        | 16         |
| 2012        | Brock University        | 12        | 9         | 2        | 1        | 140        | 81        | 18         |
| 2013        | Brock University        | 12        | 11        | 1        |          | 163        | 76        | 22         |
| 2014        | Brock University        | 12        | 11        | 1        |          | 201        | 84        | 22         |
| 2015        | Brock University        | 12        | 9         | 3        |          | 171        | 109       | 18         |
| 2016        | Brock University        | 12        | 11        | 1        |          | 171        | 93        | 22         |
| 2017        | Brock University        | 12        | 12        | 0        |          | 232        | 71        | 24         |
| 2018        | Brock University        | 10        | 9         | 1        |          | 145        | 65        | 18         |
| 2019        | Brock University        | 10        | 10        | 0        |          | 136        | 43        | 20         |
| 2020        | <i>season cancelled</i> |           |           |          |          |            |           |            |
| <b>2021</b> | <b>Brock University</b> | <b>6</b>  | <b>5</b>  | <b>1</b> |          | <b>81</b>  | <b>45</b> | <b>10</b>  |
| 2022        | Brock University        | 10        | 6         | 4        |          | 86         | 59        | 12         |
| 2023        | Brock University        | 10        | 7         | 3        |          | 95         | 58        | 14         |

**CARLETON UNIVERSITY**

|      |                         | <u>GP</u> | <u>W</u> | <u>L</u> | <u>T</u> | <u>GF</u> | <u>GA</u> | <u>PTS</u> |
|------|-------------------------|-----------|----------|----------|----------|-----------|-----------|------------|
| 2006 | Carleton University     | 9         | 0        | 9        | 0        | 49        | 136       | 0          |
| 2007 | Carleton University     | 8         | 4        | 4        | 0        | 79        | 98        | 8          |
| 2008 | Carleton University     | 10        | 2        | 8        | 0        | 66        | 136       | 4          |
| 2009 | Carleton University     | 10        | 6        | 4        | 0        | 103       | 104       | 12         |
| 2010 | Carleton University     | 10        | 8        | 2        | 0        | 115       | 77        | 16         |
| 2012 | Carleton University     | 10        | 3        | 7        | 0        | 89        | 120       | 6          |
| 2011 | Carleton University     | 10        | 3        | 7        | 0        | 82        | 97        | 6          |
| 2013 | Carleton University     | 10        | 2        | 8        |          | 99        | 125       | 4          |
| 2014 | Carleton University     | 12        | 6        | 6        |          | 105       | 119       | 12         |
| 2015 | Carleton University     | 11        | 2        | 9        |          | 69        | 127       | 4          |
| 2016 | Carleton University     | 12        | 1        | 11       |          | 84        | 142       | 2          |
| 2017 | Carleton University     | 12        | 1        | 11       |          | 58        | 180       | 2          |
| 2018 | Carleton University     | 10        | 0        | 10       |          | 57        | 179       | 0          |
| 2019 | Carleton University     | 10        | 0        | 10       |          | 42        | 156       | 0          |
| 2020 | <i>season cancelled</i> |           |          |          |          |           |           |            |
| 2021 | Carleton University     | 6         | 0        | 6        |          | 44        | 70        | 0          |
| 2022 | Carleton University     | 10        | 5        | 5        |          | 70        | 93        | 10         |
| 2023 | Carleton University     | 10        | 8        | 2        |          | 105       | 70        | 16         |

**CONCORDIA UNIVERSITY**

|      |                      | <u>GP</u> | <u>W</u> | <u>L</u> | <u>T</u> | <u>GF</u> | <u>GA</u> | <u>PTS</u> |
|------|----------------------|-----------|----------|----------|----------|-----------|-----------|------------|
| 2012 | Concordia University | 10        | 0        | 10       | 0        | 21        | 200       | 0          |
| 2013 | Concordia University | 10        | 0        | 10       |          | 18        | 230       | 0          |
| 2014 | Concordia University | 12        | 0        | 12       |          | 14        | 273       | 0          |
| 2015 | Concordia University | 11        | 0        | 11       |          | 0         | 3         | 0          |

**UNIVERSITY OF GUELPH**

|             |                             | <u>GP</u> | <u>W</u> | <u>L</u> | <u>T</u> | <u>GF</u>  | <u>GA</u>  | <u>PTS</u> |
|-------------|-----------------------------|-----------|----------|----------|----------|------------|------------|------------|
| 2006        | University of Guelph        | 9         | 7        | 2        | 0        | 92         | 57         | 14         |
| 2007        | University of Guelph        | 8         | 6        | 1        | 0        | 78         | 65         | 12         |
| <b>2008</b> | <b>University of Guelph</b> | <b>10</b> | <b>8</b> | <b>2</b> | <b>0</b> | <b>107</b> | <b>54</b>  | <b>16</b>  |
| 2009        | University of Guelph        | 10        | 6        | 3        | 0        | 96         | 64         | 12         |
| 2010        | University of Guelph        | 10        | 10       | 0        | 0        | 141        | 65         | 20         |
| 2011        | University of Guelph        | 10        | 8        | 2        | 0        | 144        | 79         | 16         |
| 2012        | University of Guelph        | 12        | 10       | 2        | 0        | 174        | 82         | 20         |
| <b>2013</b> | <b>University of Guelph</b> | <b>12</b> | <b>9</b> | <b>3</b> |          | <b>153</b> | <b>109</b> | <b>18</b>  |
| <b>2014</b> | <b>University of Guelph</b> | <b>12</b> | <b>8</b> | <b>4</b> |          | <b>155</b> | <b>93</b>  | <b>16</b>  |
| 2015        | University of Guelph        | 12        | 8        | 4        |          | 131        | 102        | 16         |
| 2016        | University of Guelph        | 12        | 8        | 4        |          | 144        | 111        | 16         |
| 2017        | University of Guelph        | 12        | 8        | 4        |          | 146        | 92         | 16         |
| 2018        | University of Guelph        | 10        | 6        | 4        |          | 123        | 75         | 12         |
| 2019        | University of Guelph        | 10        | 6        | 4        |          | 101        | 75         | 12         |
| 2020        | <i>season cancelled</i>     |           |          |          |          |            |            |            |
| 2021        | University of Guelph        | 6         | 4        | 2        |          | 60         | 43         | 8          |
| 2022        | University of Guelph        | 10        | 9        | 1        |          | 98         | 45         | 18         |
| 2023        | University of Guelph        | 10        | 8        | 2        |          | 115        | 55         | 16         |

**LAURENTIAN UNIVERSITY**

|      |                         | <u>GP</u> | <u>W</u> | <u>L</u> | <u>T</u> | <u>GF</u> | <u>GA</u> | <u>PTS</u> |
|------|-------------------------|-----------|----------|----------|----------|-----------|-----------|------------|
| 2007 | Laurentian University   | 8         | 0        | 7        | 0        | 43        | 122       | 0          |
| 2008 | Laurentian University   | 10        | 0        | 10       | 0        | 41        | 136       | 0          |
| 2009 | Laurentian University   | 10        | 1        | 9        | 0        | 60        | 137       | 2          |
| 2010 | Laurentian University   | 10        | 1        | 9        | 0        | 61        | 151       | 2          |
| 2011 | Laurentian University   | 10        | 3        | 7        | 0        | 86        | 120       | 6          |
| 2012 | Laurentian University   | 12        | 2        | 10       | 0        | 95        | 163       | 4          |
| 2013 | Laurentian University   | 12        | 2        | 10       |          | 80        | 121       | 4          |
| 2014 | Laurentian University   | 12        | 6        | 6        |          | 119       | 116       | 12         |
| 2015 | Laurentian University   | 12        | 5        | 7        |          | 98        | 117       | 10         |
| 2016 | Laurentian University   | 12        | 5        | 7        |          | 106       | 156       | 10         |
| 2017 | Laurentian University   | 12        | 4        | 8        |          | 144       | 189       | 8          |
| 2018 | Laurentian University   | 10        | 2        | 8        |          | 71        | 152       | 4          |
| 2019 | Laurentian University   | 10        | 0        | 10       |          | 53        | 148       | 0          |
| 2020 | <i>season cancelled</i> |           |          |          |          |           |           |            |
| 2021 | Laurentian University   | 6         | 0        | 6        |          | 16        | 121       | 0          |
| 2022 | Laurentian University   | 10        | 0        | 10       |          | 20        | 138       | 0          |
| 2023 | Laurentian University   | 10        | 0        | 10       |          | 15        | 149       | 0          |

## MCGILL UNIVERSITY

|             |                          | <u>GP</u> | <u>W</u>  | <u>L</u> | <u>T</u> | <u>GF</u>  | <u>GA</u> | <u>PTS</u> |
|-------------|--------------------------|-----------|-----------|----------|----------|------------|-----------|------------|
| 2006        | McGill University        | 9         | 3         | 6        | 0        | 85         | 82        | 6          |
| 2007        | McGill University        | 9         | 7         | 2        | 0        | 131        | 65        | 14         |
| 2008        | McGill University        | 10        | 7         | 3        | 0        | 98         | 68        | 14         |
| 2009        | McGill University        | 10        | 7         | 3        | 0        | 129        | 76        | 14         |
| 2010        | McGill University        | 10        | 5         | 4        | 0        | 93         | 74        | 10         |
| 2011        | McGill University        | 10        | 9         | 1        | 0        | 120        | 64        | 18         |
| <b>2012</b> | <b>McGill University</b> | <b>10</b> | <b>9</b>  | <b>1</b> | <b>0</b> | <b>143</b> | <b>73</b> | <b>18</b>  |
| 2013        | McGill University        | 10        | 10        | 0        |          | 159        | 56        | 20         |
| 2014        | McGill University        | 12        | 12        | 0        |          | 175        | 60        | 24         |
| <b>2015</b> | <b>McGill University</b> | <b>12</b> | <b>12</b> | <b>0</b> |          | <b>134</b> | <b>66</b> | <b>24</b>  |
| 2016        | McGill University        | 12        | 11        | 1        |          | 149        | 74        | 22         |
| 2017        | McGill University        | 12        | 11        | 1        |          | 153        | 80        | 22         |
| 2018        | McGill University        | 10        | 9         | 1        |          | 127        | 81        | 18         |
| 2019        | McGill University        | 10        | 10        | 0        |          | 98         | 55        | 20         |
| 2020        | <i>season cancelled</i>  |           |           |          |          |            |           |            |
| 2021        | McGill University        | 0         | 0         | 0        |          | 0          | 0         | 0          |
| 2022        | McGill University        | 10        | 6         | 4        |          | 101        | 68        | 12         |
| 2023        | McGill University        | 10        | 7         | 3        |          | 95         | 66        | 14         |

## MCMASTER UNIVERSITY

|             |                            | <u>GP</u> | <u>W</u> | <u>L</u> | <u>T</u> | <u>GF</u>  | <u>GA</u> | <u>PTS</u> |
|-------------|----------------------------|-----------|----------|----------|----------|------------|-----------|------------|
| 2006        | McMaster University        | 9         | 5        | 4        | 0        | 72         | 69        | 10         |
| 2007        | McMaster University        | 9         | 5        | 4        | 0        | 82         | 74        | 10         |
| 2008        | McMaster University        | 10        | 5        | 4        | 0        | 74         | 48        | 10         |
| 2009        | McMaster University        | 10        | 7        | 3        | 0        | 92         | 88        | 14         |
| <b>2010</b> | <b>McMaster University</b> | <b>10</b> | <b>5</b> | <b>5</b> | <b>0</b> | <b>102</b> | <b>82</b> | <b>10</b>  |
| 2011        | McMaster University        | 10        | 4        | 6        | 0        | 91         | 116       | 8          |
| 2012        | McMaster University        | 12        | 2        | 9        | 1        | 98         | 137       | 4          |
| 2013        | McMaster University        | 12        | 6        | 6        |          | 75         | 114       | 12         |
| 2014        | McMaster University        | 12        | 4        | 8        |          | 84         | 155       | 8          |
| 2015        | McMaster University        | 12        | 5        | 7        |          | 119        | 132       | 10         |
| 2016        | McMaster University        | 12        | 2        | 10       |          | 78         | 138       | 4          |
| 2017        | McMaster University        | 12        | 1        | 11       |          | 75         | 178       | 2          |
| 2018        | McMaster University        | 10        | 2        | 8        |          | 65         | 111       | 4          |
| 2019        | McMaster University        | 10        | 3        | 7        |          | 65         | 83        | 6          |
| 2020        | <i>season cancelled</i>    |           |          |          |          |            |           |            |
| 2021        | McMaster University        | 6         | 2        | 4        |          | 45         | 69        | 4          |
| 2022        | McMaster University        | 10        | 4        | 6        |          | 61         | 68        | 8          |
| 2023        | McMaster University        | 10        | 6        | 4        |          | 50         | 49        | 12         |

## NIPISSING UNIVERSITY

|      |                         | <u>GP</u> | <u>W</u> | <u>L</u> |  | <u>GF</u> | <u>GA</u> | <u>PTS</u> |
|------|-------------------------|-----------|----------|----------|--|-----------|-----------|------------|
| 2014 | Nipissing University    | 12        | 3        | 9        |  | 111       | 181       | 6          |
| 2015 | Nipissing University    | 12        | 5        | 7        |  | 128       | 164       | 10         |
| 2016 | Nipissing University    | 12        | 4        | 8        |  | 123       | 149       | 8          |
| 2017 | Nipissing University    | 12        | 3        | 9        |  | 140       | 191       | 6          |
| 2018 | Nipissing University    | 10        | 5        | 5        |  | 133       | 127       | 10         |
| 2019 | Nipissing University    | 10        | 6        | 4        |  | 96        | 85        | 12         |
| 2020 | <i>season cancelled</i> |           |          |          |  |           |           |            |
| 2021 | Nipissing University    | 6         | 4        | 2        |  | 82        | 59        | 8          |
| 2022 | Nipissing University    | 10        | 1        | 9        |  | 57        | 120       | 2          |
| 2023 | Nipissing University    | 10        | 3        | 7        |  | 67        | 72        | 6          |

**UNIVERSITY OF OTTAWA**

|      |                         | <u>GP</u> | <u>W</u> | <u>L</u> |  | <u>GF</u> | <u>GA</u> | <u>PTS</u> |
|------|-------------------------|-----------|----------|----------|--|-----------|-----------|------------|
| 2014 | University of Ottawa    | 12        | 3        | 9        |  | 101       | 142       | 6          |
| 2015 | University of Ottawa    | 12        | 3        | 9        |  | 61        | 123       | 6          |
| 2016 | University of Ottawa    | 12        | 3        | 9        |  | 102       | 149       | 6          |
| 2017 | University of Ottawa    | 12        | 4        | 8        |  | 114       | 141       | 8          |
| 2018 | University of Ottawa    | 10        | 2        | 8        |  | 107       | 116       | 4          |
| 2019 | University of Ottawa    | 10        | 2        | 8        |  | 67        | 99        | 4          |
| 2020 | <i>season cancelled</i> |           |          |          |  |           |           |            |
| 2021 | University of Ottawa    | 6         | 2        | 4        |  | 43        | 79        | 4          |
| 2022 | University of Ottawa    | 10        | 0        | 10       |  | 53        | 117       | 0          |
| 2023 | University of Ottawa    | 10        | 0        | 10       |  | 55        | 111       | 0          |

**QUEEN'S UNIVERSITY**

|      |                         | <u>GP</u> | <u>W</u> | <u>L</u> | <u>T</u> | <u>GF</u> | <u>GA</u> | <u>PTS</u> |
|------|-------------------------|-----------|----------|----------|----------|-----------|-----------|------------|
| 2006 | Queen's University      | 9         | 1        | 8        | 0        | 68        | 137       | 2          |
| 2007 | Queen's University      | 7         | 0        | 5        | 0        | 61        | 117       | 0          |
| 2008 | Queen's University      | 10        | 4        | 5        | 0        | 83        | 114       | 8          |
| 2009 | Queen's University      | 9         | 2        | 7        | 0        | 69        | 102       | 4          |
| 2010 | Queen's University      | 10        | 3        | 7        | 0        | 69        | 103       | 6          |
| 2011 | Queen's University      | 10        | 0        | 10       | 0        | 63        | 121       | 0          |
| 2012 | Queen's University      | 9         | 4        | 3        | 2        | 106       | 72        | 8          |
| 2013 | Queen's University      | 10        | 7        | 3        |          | 136       | 86        | 14         |
| 2014 | Queen's University      | 12        | 7        | 5        |          | 163       | 92        | 14         |
| 2015 | Queen's University      | 12        | 8        | 4        |          | 110       | 109       | 16         |
| 2016 | Queen's University      | 12        | 5        | 7        |          | 110       | 140       | 10         |
| 2017 | Queen's University      | 12        | 4        | 8        |          | 110       | 126       | 8          |
| 2018 | Queen's University      | 10        | 6        | 4        |          | 106       | 96        | 12         |
| 2019 | Queen's University      | 10        | 4        | 6        |          | 73        | 61        | 8          |
| 2020 | <i>season cancelled</i> |           |          |          |          |           |           |            |
| 2021 | Queen's University      | 6         | 4        | 2        |          | 58        | 51        | 8          |
| 2022 | Queen's University      | 10        | 7        | 3        |          | 105       | 75        | 14         |
| 2023 | Queen's University      | 10        | 4        | 6        |          | 73        | 82        | 8          |

**UNIVERSITY OF TORONTO**

|      |                         | <u>GP</u> | <u>W</u> | <u>L</u> | <u>T</u> | <u>GF</u> | <u>GA</u> | <u>PTS</u> |
|------|-------------------------|-----------|----------|----------|----------|-----------|-----------|------------|
| 2006 | University of Toronto   | 9         | 4        | 5        | 0        | 57        | 70        | 8          |
| 2007 | University of Toronto   | 9         | 5        | 4        | 0        | 97        | 82        | 10         |
| 2008 | University of Toronto   | 10        | 1        | 8        | 0        | 67        | 99        | 2          |
| 2009 | University of Toronto   | 9         | 0        | 9        | 0        | 52        | 131       | 0          |
| 2010 | University of Toronto   | 10        | 3        | 7        | 0        | 83        | 98        | 6          |
| 2011 | University of Toronto   | 10        | 6        | 4        | 0        | 96        | 104       | 12         |
| 2012 | University of Toronto   | 12        | 4        | 8        | 0        | 93        | 145       | 8          |
| 2013 | University of Toronto   | 12        | 4        | 8        |          | 87        | 129       | 8          |
| 2014 | University of Toronto   | 12        | 6        | 6        |          | 127       | 133       | 12         |
| 2015 | University of Toronto   | 12        | 2        | 10       |          | 110       | 156       | 4          |
| 2016 | University of Toronto   | 12        | 4        | 8        |          | 127       | 160       | 8          |
| 2017 | University of Toronto   | 12        | 5        | 7        |          | 98        | 189       | 10         |
| 2018 | University of Toronto   | 10        | 4        | 6        |          | 92        | 131       | 8          |
| 2019 | University of Toronto   | 10        | 6        | 4        |          | 74        | 95        | 12         |
| 2020 | <i>season cancelled</i> |           |          |          |          |           |           |            |
| 2021 | University of Toronto   | 6         | 2        | 4        |          | 68        | 55        | 4          |
| 2022 | University of Toronto   | 10        | 5        | 5        |          | 81        | 70        | 10         |
| 2023 | University of Toronto   | 10        | 1        | 9        |          | 42        | 88        | 2          |

**TRENT UNIVERSITY**

|             |                         | <u>GP</u> | <u>W</u> | <u>L</u> | <u>T</u> | <u>GF</u>  | <u>GA</u> | <u>PTS</u> |
|-------------|-------------------------|-----------|----------|----------|----------|------------|-----------|------------|
| 2007        | Trent University        | 7         | 4        | 3        | 0        | 72         | 71        | 8          |
| 2008        | Trent University        | 10        | 10       | 0        | 0        | 122        | 54        | 20         |
| 2009        | Trent University        | 10        | 8        | 2        | 0        | 114        | 69        | 16         |
| 2010        | Trent University        | 10        | 3        | 7        | 0        | 67         | 92        | 6          |
| 2011        | Trent University        | 10        | 3        | 7        | 0        | 85         | 124       | 6          |
| 2012        | Trent University        | 9         | 4        | 5        | 0        | 100        | 76        | 8          |
| 2013        | Trent University        | 10        | 4        | 6        |          | 118        | 113       | 8          |
| 2014        | Trent University        | 12        | 4        | 8        |          | 140        | 110       | 8          |
| 2015        | Trent University        | 12        | 6        | 6        |          | 105        | 110       | 12         |
| 2016        | Trent University        | 12        | 11       | 1        |          | 151        | 83        | 22         |
| 2017        | Trent University        | 12        | 10       | 2        |          | 168        | 97        | 20         |
| 2018        | Trent University        | 10        | 9        | 1        |          | 155        | 91        | 18         |
| 2019        | Trent University        | 10        | 8        | 2        |          | 100        | 58        | 16         |
| 2020        | <i>season cancelled</i> |           |          |          |          |            |           |            |
| 2021        | Trent University        | 6         | 6        | 0        |          | 99         | 30        | 12         |
| <b>2022</b> | <b>Trent University</b> | <b>10</b> | <b>9</b> | <b>1</b> |          | <b>116</b> | <b>55</b> | <b>18</b>  |
| 2023        | Trent University        | 10        | 8        | 2        |          | 93         | 66        | 16         |

**UNIVERSITY OF WESTERN ONTARIO**

|             |                                      | <u>GP</u> | <u>W</u>  | <u>L</u> | <u>T</u> | <u>GF</u>  | <u>GA</u> | <u>PTS</u> |
|-------------|--------------------------------------|-----------|-----------|----------|----------|------------|-----------|------------|
| 2006        | University of Western Ontario        | 9         | 6         | 3        | 0        | 84         | 53        | 12         |
| 2007        | University of Western Ontario        | 9         | 4         | 4        | 0        | 86         | 75        | 8          |
| 2008        | University of Western Ontario        | 10        | 6         | 4        | 0        | 87         | 60        | 12         |
| 2009        | University of Western Ontario        | 10        | 5         | 5        | 0        | 86         | 57        | 10         |
| 2010        | University of Western Ontario        | 10        | 7         | 3        | 0        | 84         | 61        | 14         |
| 2011        | University of Western Ontario        | 10        | 7         | 3        | 0        | 97         | 79        | 14         |
| 2012        | University of Western Ontario        | 12        | 11        | 1        | 0        | 119        | 71        | 22         |
| 2013        | University of Western Ontario        | 12        | 10        | 2        |          | 137        | 57        | 20         |
| 2014        | University of Western Ontario        | 12        | 10        | 2        |          | 157        | 78        | 20         |
| 2015        | University of Western Ontario        | 12        | 11        | 1        |          | 164        | 93        | 22         |
| <b>2016</b> | <b>University of Western Ontario</b> | <b>12</b> | <b>11</b> | <b>1</b> |          | <b>206</b> | <b>89</b> | <b>22</b>  |
| <b>2017</b> | <b>University of Western Ontario</b> | <b>12</b> | <b>10</b> | <b>2</b> |          | <b>193</b> | <b>79</b> | <b>20</b>  |
| <b>2018</b> | <b>University of Western Ontario</b> | <b>10</b> | <b>9</b>  | <b>1</b> |          | <b>154</b> | <b>56</b> | <b>18</b>  |
| <b>2019</b> | <b>University of Western Ontario</b> | <b>10</b> | <b>7</b>  | <b>3</b> |          | <b>113</b> | <b>61</b> | <b>14</b>  |
| 2020        | <i>season cancelled</i>              |           |           |          |          |            |           |            |
| 2021        | University of Western Ontario        | 6         | 4         | 2        |          | 75         | 46        | 8          |
| 2022        | University of Western Ontario        | 10        | 9         | 1        |          | 112        | 49        | 18         |
| <b>2023</b> | <b>University of Western Ontario</b> | <b>10</b> | <b>9</b>  | <b>1</b> |          | <b>113</b> | <b>41</b> | <b>18</b>  |

**WILFRED LAURIER UNIVERSITY**

|      |                            | <u>GP</u> | <u>W</u> | <u>L</u> | <u>T</u> | <u>GF</u> | <u>GA</u> | <u>PTS</u> |
|------|----------------------------|-----------|----------|----------|----------|-----------|-----------|------------|
| 2006 | Wilfred Laurier University | 9         | 2        | 7        | 0        | 41        | 76        | 4          |
| 2007 | Wilfred Laurier University | 6         | 1        | 5        | 0        | 33        | 60        | 2          |
| 2008 | Wilfred Laurier University | 9         | 2        | 7        | 0        | 43        | 106       | 4          |
| 2009 | Wilfred Laurier University | 10        | 1        | 8        | 0        | 74        | 128       | 2          |
| 2010 | Wilfred Laurier University | 10        | 2        | 8        | 0        | 81        | 127       | 4          |
| 2011 | Wilfred Laurier University | 10        | 0        | 10       | 0        | 71        | 138       | 0          |
| 2012 | Wilfred Laurier University | 12        | 4        | 8        | 0        | 91        | 131       | 8          |
| 2013 | Wilfred Laurier University | 12        | 0        | 12       |          | 66        | 155       | 0          |
| 2014 | Wilfred Laurier University | 12        | 0        | 12       |          | 61        | 175       | 0          |
| 2015 | Wilfred Laurier University | 12        | 3        | 9        |          | 90        | 138       | 6          |
| 2016 | Wilfred Laurier University | 12        | 1        | 11       |          | 71        | 156       | 2          |
| 2017 | Wilfred Laurier University | 12        | 2        | 10       |          | 79        | 169       | 4          |
| 2018 | Wilfred Laurier University | 10        | 3        | 7        |          | 81        | 141       | 6          |
| 2019 | Wilfred Laurier University | 10        | 3        | 7        |          | 59        | 96        | 6          |
| 2020 | <i>season cancelled</i>    |           |          |          |          |           |           |            |
| 2021 | Wilfred Laurier University | 6         | 0        | 6        |          | 22        | 80        | 0          |
| 2022 | Wilfred Laurier University | 10        | 2        | 8        |          | 54        | 83        | 4          |
| 2023 | Wilfred Laurier University | 10        | 6        | 4        |          | 60        | 45        | 12         |



**MARITIME UNIVERSITY FIELD LACROSSE LEAGUE****2005-****2008 MARITIME UNIVERSITY FIELD LACROSSE LEAGUE**

|                                 | <u>GP</u> | <u>W</u> | <u>L</u> | <u>T</u> | <u>GF</u> | <u>GA</u> | <u>PTS</u> |
|---------------------------------|-----------|----------|----------|----------|-----------|-----------|------------|
| <b>NORTH</b>                    |           |          |          |          |           |           |            |
| Saint Francis Xavier University | 9         | 7        | 2        | 0        | 134       | 51        | 14         |
| University of New Brunswick     | 8         | 2        | 6        | 0        | 48        | 99        | 4          |
| Mount Allison University        | 8         | 0        | 8        | 0        | 15        | 123       | 0          |
| <b>SOUTH</b>                    |           |          |          |          |           |           |            |
| Dalhousie University*           | 9         | 9        | 0        | 0        | 112       | 47        | 18         |
| Saint Mary's University         | 9         | 5        | 4        | 0        | 86        | 61        | 10         |
| Acadia University               | 9         | 3        | 6        | 0        | 64        | 78        | 6          |

**2009 MARITIME UNIVERSITY FIELD LACROSSE LEAGUE**

|                                 | <u>GP</u> | <u>W</u> | <u>L</u> | <u>T</u> | <u>GF</u> | <u>GA</u> | <u>PTS</u> |
|---------------------------------|-----------|----------|----------|----------|-----------|-----------|------------|
| <b>NORTH</b>                    |           |          |          |          |           |           |            |
| Saint Francis Xavier University | 7         | 7        | 0        | 0        | 109       | 43        | 14         |
| University of New Brunswick     | 7         | 4        | 3        | 0        | 66        | 62        | 8          |
| Mount Allison University        | 7         | 0        | 7        | 0        | 24        | 127       | 0          |
| <b>SOUTH</b>                    |           |          |          |          |           |           |            |
| Dalhousie University*           | 7         | 5        | 2        | 0        | 85        | 36        | 10         |
| Saint Mary's University         | 7         | 4        | 3        | 0        | 94        | 67        | 8          |
| Acadia University               | 7         | 1        | 6        | 0        | 41        | 84        | 2          |

**2010 MARITIME UNIVERSITY FIELD LACROSSE LEAGUE**

|                                 | <u>GP</u> | <u>W</u> | <u>L</u> | <u>T</u> | <u>GF</u> | <u>GA</u> | <u>PTS</u> |
|---------------------------------|-----------|----------|----------|----------|-----------|-----------|------------|
| Dalhousie University            | 8         | 7        | 1        | 0        | 121       | 60        | 14         |
| Saint Mary's University*        | 8         | 6        | 2        | 0        | 119       | 69        | 12         |
| Saint Francis Xavier University | 8         | 5        | 3        | 0        | 119       | 63        | 10         |
| Mount Allison University        | 8         | 2        | 6        | 0        | 62        | 123       | 4          |
| Acadia University               | 8         | 0        | 8        | 0        | 30        | 136       | 0          |

**2011 MARITIME UNIVERSITY FIELD LACROSSE LEAGUE**

|                                 | <u>GP</u> | <u>W</u> | <u>L</u> | <u>T</u> | <u>OL</u> | <u>GF</u> | <u>GA</u> | <u>PTS</u> |
|---------------------------------|-----------|----------|----------|----------|-----------|-----------|-----------|------------|
| Dalhousie University*           | 8         | 7        | 1        | 0        | 0         | 133       | 58        | 14         |
| Saint Francis Xavier University | 8         | 6        | 2        | 0        | 0         | 124       | 77        | 12         |
| Saint Mary's University         | 8         | 5        | 3        | 0        | 0         | 130       | 95        | 10         |
| Mount Allison University        | 8         | 2        | 6        | 0        | 0         | 76        | 119       | 4          |
| Acadia University               | 8         | 0        | 8        | 0        | 0         | 33        | 147       | 0          |

**2013 MARITIME UNIVERSITY FIELD LACROSSE LEAGUE**

|                                 | <u>GP</u> | <u>W</u> | <u>L</u> | <u>T</u> | <u>OL</u> | <u>GF</u> | <u>GA</u> | <u>PTS</u> |
|---------------------------------|-----------|----------|----------|----------|-----------|-----------|-----------|------------|
| Dalhousie University*           | 8         | 8        | 0        | 0        | 0         | 142       | 55        | 16         |
| Saint Mary's University         | 8         | 6        | 2        | 0        | 0         | 118       | 109       | 12         |
| Saint Francis Xavier University | 8         | 3        | 3        | 0        | 2         | 99        | 75        | 6          |
| Acadia University               | 8         | 2        | 6        | 0        | 0         | 76        | 119       | 4          |
| Mount Allison University        | 8         | 1        | 7        | 0        | 0         | 55        | 132       | 2          |

**2014 MARITIME UNIVERSITY FIELD LACROSSE LEAGUE**

|                                 | <u>GP</u> | <u>W</u> | <u>L</u> | <u>T</u> | <u>GF</u> | <u>GA</u> | <u>PTS</u> |
|---------------------------------|-----------|----------|----------|----------|-----------|-----------|------------|
| Dalhousie University*           | 10        | 10       | 0        | 0        | 188       | 65        | 20         |
| Saint Francis Xavier University | 10        | 7        | 3        | 0        | 159       | 84        | 14         |
| Acadia University               | 10        | 6        | 4        | 0        | 116       | 129       | 12         |
| Saint Mary's University         | 10        | 4        | 6        | 0        | 119       | 136       | 8          |
| Mount Allison University        | 9         | 2        | 7        | 0        | 63        | 148       | 4          |
| University of New Brunswick     | 9         | 0        | 8        | 0        | 63        | 146       | 0          |

**2015 MARITIME UNIVERSITY FIELD LACROSSE LEAGUE**

|                                 | <u>GP</u> | <u>W</u> | <u>L</u> | <u>T</u> | <u>GF</u> | <u>GA</u> | <u>PTS</u> |
|---------------------------------|-----------|----------|----------|----------|-----------|-----------|------------|
| Dalhousie University*           | 10        | 10       | 0        | 0        | 171       | 67        | 20         |
| Saint Francis Xavier University | 10        | 7        | 3        | 0        | 153       | 111       | 14         |
| Acadia University               | 10        | 6        | 4        | 0        | 167       | 83        | 12         |
| University of New Brunswick     | 10        | 5        | 5        | 0        | 107       | 107       | 10         |
| Saint Mary's University         | 10        | 2        | 8        | 0        | 93        | 171       | 4          |

**2016 MARITIME UNIVERSITY FIELD LACROSSE LEAGUE**

|                                 | <u>GP</u> | <u>W</u> | <u>L</u> | <u>T</u> | <u>GF</u> | <u>GA</u> | <u>PTS</u> |
|---------------------------------|-----------|----------|----------|----------|-----------|-----------|------------|
| Dalhousie University*           | 10        | 10       | 0        | 0        | 143       | 56        | 20         |
| Saint Francis Xavier University | 10        | 7        | 3        | 0        | 140       | 129       | 14         |
| Saint Mary's University         | 10        | 6        | 4        | 0        | 135       | 114       | 12         |
| University of New Brunswick     | 10        | 4        | 6        | 0        | 81        | 109       | 8          |
| Acadia University               | 10        | 3        | 7        | 0        | 109       | 131       | 6          |
| Mount Allison University        | 10        | 0        | 10       | 0        | 67        | 136       | 0          |

**2017 MARITIME UNIVERSITY FIELD LACROSSE LEAGUE**

|                                 | <u>GP</u> | <u>W</u> | <u>L</u> | <u>T</u> | <u>GF</u> | <u>GA</u> | <u>PTS</u> |
|---------------------------------|-----------|----------|----------|----------|-----------|-----------|------------|
| Dalhousie University*           | 10        | 10       | 0        | 0        | 157       | 26        | 20         |
| Saint Francis Xavier University | 9         | 7        | 2        | 0        | 105       | 58        | 14         |
| Saint Mary's University         | 10        | 6        | 4        | 0        | 139       | 87        | 12         |
| Acadia University               | 9         | 3        | 6        | 0        | 61        | 116       | 6          |
| University of New Brunswick     | 10        | 3        | 7        | 0        | 69        | 155       | 6          |
| Mount Allison University        | 10        | 0        | 10       | 0        | 62        | 151       | 0          |

*Acadia University forfeited 1 game to St. Francis Xavier University*

**2018 MARITIME UNIVERSITY FIELD LACROSSE LEAGUE**

|                                 | <u>GP</u> | <u>W</u> | <u>L</u> | <u>T</u> | <u>GF</u> | <u>GA</u> | <u>PTS</u> |
|---------------------------------|-----------|----------|----------|----------|-----------|-----------|------------|
| Dalhousie University*           | 8         | 8        | 0        | 0        | 108       | 41        | 16         |
| Saint Mary's University         | 8         | 6        | 2        | 0        | 105       | 53        | 12         |
| Saint Francis Xavier University | 8         | 4        | 4        | 0        | 79        | 63        | 8          |
| University of New Brunswick     | 8         | 2        | 6        | 0        | 61        | 113       | 4          |
| Mount Allison University        | 8         | 0        | 8        | 0        | 36        | 119       | 0          |

**2019 MARITIME UNIVERSITY FIELD LACROSSE LEAGUE**

|                                    | <u>GP</u> | <u>W</u> | <u>L</u> | <u>T</u> | <u>GF</u> | <u>GA</u> | <u>PTS</u> |
|------------------------------------|-----------|----------|----------|----------|-----------|-----------|------------|
| Dalhousie University*              | 9         | 9        | 0        | 0        | 142       | 15        | 18         |
| Saint Mary's University            | 9         | 7        | 2        | 0        | 89        | 37        | 14         |
| Saint Francis Xavier University    | 10        | 7        | 3        | 0        | 88        | 56        | 14         |
| University of New Brunswick        | 10        | 3        | 7        | 0        | 69        | 95        | 6          |
| University of Prince Edward Island | 10        | 3        | 7        | 0        | 42        | 112       | 6          |
| Mount Allison University           | 10        | 0        | 10       | 0        | 16        | 131       | 0          |

*St. Francis Xavier University forfeited 1 game to Saint Mary's University*

**2020 MARITIME UNIVERSITY FIELD LACROSSE LEAGUE**

*Maritime University Field Lacrosse League season cancelled on July 2, 2020 due to the COVID-19 coronavirus pandemic*

**2021 MARITIME UNIVERSITY FIELD LACROSSE LEAGUE**

|                                    | <u>GP</u> | <u>W</u> | <u>L</u> | <u>T</u> | <u>GF</u> | <u>GA</u> | <u>PTS</u> |
|------------------------------------|-----------|----------|----------|----------|-----------|-----------|------------|
| Dalhousie University*              | 10        | 10       | 0        | 0        | 131       | 27        | 20         |
| Saint Francis Xavier University    | 10        | 7        | 3        | 0        | 95        | 52        | 14         |
| University of New Brunswick        | 10        | 6        | 4        | 0        | 90        | 66        | 12         |
| Saint Mary's University            | 10        | 5        | 5        | 0        | 76        | 76        | 10         |
| University of Prince Edward Island | 10        | 2        | 8        | 0        | 52        | 78        | 4          |
| Mount Allison University           | 10        | 0        | 10       | 0        | 19        | 164       | 0          |

**2022 MARITIME UNIVERSITY FIELD LACROSSE LEAGUE**

|                                    | <u>GP</u> | <u>W</u> | <u>L</u> | <u>T</u> | <u>GF</u> | <u>GA</u> | <u>PTS</u> |
|------------------------------------|-----------|----------|----------|----------|-----------|-----------|------------|
| Dalhousie University*              | 10        | 10       | 0        | 0        | 134       | 19        | 20         |
| Saint Francis Xavier University    | 10        | 8        | 2        | 0        | 98        | 51        | 16         |
| Saint Mary's University            | 10        | 5        | 5        | 0        | 72        | 72        | 10         |
| University of New Brunswick        | 10        | 5        | 5        | 0        | 63        | 64        | 10         |
| University of Prince Edward Island | 10        | 2        | 8        | 0        | 40        | 100       | 4          |
| Mount Allison University           | 10        | 0        | 10       | 0        | 35        | 136       | 0          |

**2023 MARITIME UNIVERSITY FIELD LACROSSE LEAGUE**

|                                    | <u>GP</u> | <u>W</u> | <u>L</u> | <u>T</u> | <u>GF</u> | <u>GA</u> | <u>PTS</u> |
|------------------------------------|-----------|----------|----------|----------|-----------|-----------|------------|
| Dalhousie University*              | 9         | 9        | 0        | 0        | 137       | 36        | 18         |
| Saint Francis Xavier University    | 9         | 6        | 3        | 0        | 65        | 66        | 12         |
| University of New Brunswick        | 8         | 5        | 3        | 0        | 48        | 49        | 10         |
| Saint Mary's University            | 9         | 4        | 5        | 0        | 71        | 79        | 8          |
| University of Prince Edward Island | 9         | 3        | 6        | 0        | 57        | 79        | 6          |
| Mount Allison University           | 10        | 0        | 10       | 0        | 42        | 111       | 0          |

**MARITIME UNIVERSITY FIELD LACROSSE LEAGUE – PLAYOFF CHAMPIONS**

|      | <u>Champion</u>                        | <u>Finalist</u>                 |
|------|--|---------------------------------|
| 2005 | <b>Dalhousie University</b>            | Saint Francis Xavier University |
| 2006 | <b>Saint Francis Xavier University</b> | Dalhousie University            |
| 2007 | <b>Saint Francis Xavier University</b> | Dalhousie University            |
| 2008 | <b>Dalhousie University</b>            | Saint Francis Xavier University |
| 2009 | <b>Dalhousie University</b>            | Saint Francis Xavier University |
| 2010 | <b>Saint Mary's University</b>         | Dalhousie University            |
| 2011 | <b>Dalhousie University</b>            | Saint Francis Xavier University |
| 2012 | <b>Dalhousie University</b>            | Saint Francis Xavier University |
| 2013 | <b>Dalhousie University</b>            | Saint Francis Xavier University |
| 2014 | <b>Dalhousie University</b>            | Saint Francis Xavier University |
| 2015 | <b>Dalhousie University</b>            | Saint Francis Xavier University |
| 2016 | <b>Dalhousie University</b>            | Saint Francis Xavier University |
| 2017 | <b>Dalhousie University</b>            | Saint Mary's University         |
| 2018 | <b>Dalhousie University</b>            | Saint Francis Xavier University |
| 2019 | <b>Dalhousie University</b>            | Saint Francis Xavier University |
| 2020 | <i>no decision</i>                     |                                 |
| 2021 | <b>Dalhousie University</b>            | Saint Francis Xavier University |
| 2022 | <b>Dalhousie University</b>            | Saint Francis Xavier University |
| 2023 | <b>Dalhousie University</b>            | Saint Mary's University         |

**ACADIA UNIVERSITY**

|      |                   | <u>GP</u> | <u>W</u> | <u>L</u> | <u>T</u> | <u>OL</u> | <u>GF</u> | <u>GA</u> | <u>PTS</u> |
|------|-------------------|-----------|----------|----------|----------|-----------|-----------|-----------|------------|
| 2008 | Acadia University | 9         | 3        | 6        | 0        |           | 64        | 78        | 6          |
| 2009 | Acadia University | 7         | 1        | 6        | 0        |           | 41        | 84        | 2          |
| 2010 | Acadia University | 8         | 0        | 8        | 0        |           | 30        | 136       | 0          |
| 2011 | Acadia University | 8         | 0        | 8        | 0        | 0         | 33        | 147       | 0          |
| 2012 | Acadia University |           |          |          |          |           |           |           |            |
| 2013 | Acadia University | 8         | 2        | 6        | 0        | 0         | 76        | 119       | 4          |
| 2014 | Acadia University | 10        | 6        | 4        | 0        |           | 116       | 129       | 12         |
| 2015 | Acadia University | 10        | 6        | 4        | 0        |           | 167       | 83        | 12         |
| 2016 | Acadia University | 10        | 3        | 7        | 0        |           | 109       | 131       | 6          |
| 2017 | Acadia University | 9         | 3        | 6        | 0        |           | 61        | 116       | 6          |

**DALHOUSIE UNIVERSITY**

|             |                             | <u>GP</u> | <u>W</u>  | <u>L</u> | <u>T</u> | <u>OL</u> | <u>GF</u>  | <u>GA</u> | <u>PTS</u> |
|-------------|-----------------------------|-----------|-----------|----------|----------|-----------|------------|-----------|------------|
| <b>2008</b> | <b>Dalhousie University</b> | <b>9</b>  | <b>9</b>  | <b>0</b> | <b>0</b> |           | <b>112</b> | <b>47</b> | <b>18</b>  |
| <b>2009</b> | <b>Dalhousie University</b> | <b>7</b>  | <b>5</b>  | <b>2</b> | <b>0</b> |           | <b>85</b>  | <b>36</b> | <b>10</b>  |
| 2010        | Dalhousie University        | 8         | 7         | 1        | 0        |           | 121        | 60        | 14         |
| <b>2011</b> | <b>Dalhousie University</b> | <b>8</b>  | <b>7</b>  | <b>1</b> | <b>0</b> | <b>0</b>  | <b>133</b> | <b>58</b> | <b>14</b>  |
| <b>2012</b> | <b>Dalhousie University</b> |           |           |          |          |           |            |           |            |
| <b>2013</b> | <b>Dalhousie University</b> | <b>8</b>  | <b>8</b>  | <b>0</b> | <b>0</b> | <b>0</b>  | <b>142</b> | <b>55</b> | <b>16</b>  |
| <b>2014</b> | <b>Dalhousie University</b> | <b>10</b> | <b>10</b> | <b>0</b> | <b>0</b> |           | <b>188</b> | <b>65</b> | <b>20</b>  |
| <b>2015</b> | <b>Dalhousie University</b> | <b>10</b> | <b>10</b> | <b>0</b> | <b>0</b> |           | <b>171</b> | <b>67</b> | <b>20</b>  |
| <b>2016</b> | <b>Dalhousie University</b> | <b>10</b> | <b>10</b> | <b>0</b> | <b>0</b> |           | <b>143</b> | <b>56</b> | <b>20</b>  |
| <b>2017</b> | <b>Dalhousie University</b> | <b>10</b> | <b>10</b> | <b>0</b> | <b>0</b> |           | <b>157</b> | <b>26</b> | <b>20</b>  |
| <b>2018</b> | <b>Dalhousie University</b> | <b>8</b>  | <b>8</b>  | <b>0</b> | <b>0</b> |           | <b>108</b> | <b>41</b> | <b>16</b>  |
| <b>2019</b> | <b>Dalhousie University</b> | <b>9</b>  | <b>9</b>  | <b>0</b> | <b>0</b> |           | <b>142</b> | <b>15</b> | <b>18</b>  |
| 2020        | <i>season cancelled</i>     |           |           |          |          |           |            |           |            |
| <b>2021</b> | <b>Dalhousie University</b> | <b>10</b> | <b>10</b> | <b>0</b> | <b>0</b> |           | <b>131</b> | <b>27</b> | <b>20</b>  |
| <b>2022</b> | <b>Dalhousie University</b> | <b>10</b> | <b>10</b> | <b>0</b> | <b>0</b> |           | <b>134</b> | <b>19</b> | <b>20</b>  |
| <b>2023</b> | <b>Dalhousie University</b> | <b>9</b>  | <b>9</b>  | <b>0</b> | <b>0</b> |           | <b>137</b> | <b>36</b> | <b>18</b>  |

**MOUNT ALLISON UNIVERSITY**

|      |                          | <u>GP</u> | <u>W</u> | <u>L</u> | <u>T</u> | <u>OL</u> | <u>GF</u> | <u>GA</u> | <u>PTS</u> |
|------|--------------------------|-----------|----------|----------|----------|-----------|-----------|-----------|------------|
| 2008 | Mount Allison University | 8         | 0        | 8        | 0        |           | 15        | 123       | 0          |
| 2009 | Mount Allison University | 7         | 0        | 7        | 0        |           | 24        | 127       | 0          |
| 2010 | Mount Allison University | 8         | 2        | 6        | 0        |           | 62        | 123       | 4          |
| 2011 | Mount Allison University | 8         | 2        | 6        | 0        | 0         | 76        | 119       | 4          |
| 2012 | Mount Allison University |           |          |          |          |           |           |           |            |
| 2013 | Mount Allison University | 8         | 1        | 7        | 0        | 0         | 55        | 132       | 2          |
| 2014 | Mount Allison University | 9         | 2        | 7        | 0        |           | 63        | 148       | 4          |
| 2015 | <i>did not compete</i>   |           |          |          |          |           |           |           |            |
| 2016 | Mount Allison University | 10        | 0        | 10       | 0        |           | 67        | 136       | 0          |
| 2017 | Mount Allison University | 10        | 0        | 10       | 0        |           | 62        | 151       | 0          |
| 2018 | Mount Allison University | 8         | 0        | 8        | 0        |           | 36        | 119       | 0          |
| 2019 | Mount Allison University | 10        | 0        | 10       | 0        |           | 16        | 131       | 0          |
| 2020 | <i>season cancelled</i>  |           |          |          |          |           |           |           |            |
| 2021 | Mount Allison University | 10        | 0        | 10       | 0        |           | 19        | 164       | 0          |
| 2022 | Mount Allison University | 10        | 0        | 10       | 0        |           | 35        | 136       | 0          |
| 2023 | Mount Allison University | 10        | 0        | 10       | 0        |           | 42        | 111       | 0          |

### UNIVERSITY OF NEW BRUNSWICK

|      |                             | <u>GP</u> | <u>W</u> | <u>L</u> | <u>T</u> |  | <u>GF</u> | <u>GA</u> | <u>PTS</u> |
|------|-----------------------------|-----------|----------|----------|----------|--|-----------|-----------|------------|
| 2008 | University of New Brunswick | 8         | 2        | 6        | 0        |  | 48        | 99        | 4          |
| 2009 | University of New Brunswick | 7         | 4        | 3        | 0        |  | 66        | 62        | 8          |
| 2010 | <i>did not compete</i>      |           |          |          |          |  |           |           |            |
| 2011 | <i>did not compete</i>      |           |          |          |          |  |           |           |            |
| 2012 | <i>did not compete</i>      |           |          |          |          |  |           |           |            |
| 2013 | <i>did not compete</i>      |           |          |          |          |  |           |           |            |
| 2014 | University of New Brunswick | 9         | 0        | 8        | 0        |  | 63        | 146       | 0          |
| 2015 | University of New Brunswick | 10        | 5        | 5        | 0        |  | 107       | 107       | 10         |
| 2016 | University of New Brunswick | 10        | 4        | 6        | 0        |  | 81        | 109       | 8          |
| 2017 | University of New Brunswick | 10        | 3        | 7        | 0        |  | 69        | 155       | 6          |
| 2018 | University of New Brunswick | 8         | 2        | 6        | 0        |  | 61        | 113       | 4          |
| 2019 | University of New Brunswick | 10        | 3        | 7        | 0        |  | 69        | 95        | 6          |
| 2020 | <i>season cancelled</i>     |           |          |          |          |  |           |           |            |
| 2021 | University of New Brunswick | 10        | 6        | 4        | 0        |  | 90        | 66        | 12         |
| 2022 | University of New Brunswick | 10        | 5        | 5        | 0        |  | 63        | 64        | 10         |
| 2023 | University of New Brunswick | 8         | 5        | 3        | 0        |  | 48        | 49        | 10         |

### UNIVERSITY OF PRINCE EDWARD ISLAND

|      |                                    | <u>GP</u> | <u>W</u> | <u>L</u> | <u>T</u> |  | <u>GF</u> | <u>GA</u> | <u>PTS</u> |
|------|------------------------------------|-----------|----------|----------|----------|--|-----------|-----------|------------|
| 2019 | University of Prince Edward Island | 10        | 3        | 7        | 0        |  | 42        | 112       | 6          |
| 2020 | <i>season cancelled</i>            |           |          |          |          |  |           |           |            |
| 2021 | University of Prince Edward Island | 10        | 2        | 8        | 0        |  | 52        | 78        | 4          |
| 2022 | University of Prince Edward Island | 10        | 2        | 8        | 0        |  | 40        | 100       | 4          |
| 2023 | University of Prince Edward Island | 9         | 3        | 6        | 0        |  | 57        | 79        | 6          |

### SAINT FRANCIS XAVIER UNIVERSITY

|      |                                 | <u>GP</u> | <u>W</u> | <u>L</u> | <u>T</u> | <u>OL</u> | <u>GF</u> | <u>GA</u> | <u>PTS</u> |
|------|---------------------------------|-----------|----------|----------|----------|-----------|-----------|-----------|------------|
| 2008 | Saint Francis Xavier University | 9         | 7        | 2        | 0        |           | 134       | 51        | 14         |
| 2009 | Saint Francis Xavier University | 7         | 7        | 0        | 0        |           | 109       | 43        | 14         |
| 2010 | Saint Francis Xavier University | 8         | 5        | 3        | 0        |           | 119       | 63        | 10         |
| 2011 | Saint Francis Xavier University | 8         | 6        | 2        | 0        | 0         | 124       | 77        | 12         |
| 2012 | Saint Francis Xavier University |           |          |          |          |           |           |           |            |
| 2013 | Saint Francis Xavier University | 8         | 3        | 3        | 0        | 2         | 99        | 75        | 6          |
| 2014 | Saint Francis Xavier University | 10        | 7        | 3        | 0        |           | 159       | 84        | 14         |
| 2015 | Saint Francis Xavier University | 10        | 7        | 3        | 0        |           | 153       | 111       | 14         |
| 2016 | Saint Francis Xavier University | 10        | 7        | 3        | 0        |           | 140       | 129       | 14         |
| 2017 | Saint Francis Xavier University | 9         | 7        | 2        | 0        |           | 105       | 58        | 14         |
| 2018 | Saint Francis Xavier University | 8         | 4        | 4        | 0        |           | 79        | 63        | 8          |
| 2019 | Saint Francis Xavier University | 10        | 7        | 3        | 0        |           | 88        | 56        | 14         |
| 2020 | <i>season cancelled</i>         |           |          |          |          |           |           |           |            |
| 2021 | Saint Francis Xavier University | 10        | 7        | 3        | 0        |           | 95        | 52        | 14         |
| 2022 | Saint Francis Xavier University | 10        | 8        | 2        | 0        |           | 98        | 51        | 16         |
| 2023 | Saint Francis Xavier University | 9         | 6        | 3        | 0        |           | 65        | 66        | 12         |

### SAINT MARY'S UNIVERSITY

|             |                                | <u>GP</u> | <u>W</u> | <u>L</u> | <u>T</u> | <u>OL</u> | <u>GF</u>  | <u>GA</u> | <u>PTS</u> |
|-------------|--------------------------------|-----------|----------|----------|----------|-----------|------------|-----------|------------|
| 2008        | Saint Mary's University        | 9         | 5        | 4        | 0        |           | 86         | 61        | 10         |
| 2009        | Saint Mary's University        | 7         | 4        | 3        | 0        |           | 94         | 67        | 8          |
| <b>2010</b> | <b>Saint Mary's University</b> | <b>8</b>  | <b>6</b> | <b>2</b> | <b>0</b> |           | <b>119</b> | <b>69</b> | <b>12</b>  |
| 2011        | Saint Mary's University        | 8         | 5        | 3        | 0        | 0         | 130        | 95        | 10         |
| 2012        | Saint Mary's University        |           |          |          |          |           |            |           |            |
| 2013        | Saint Mary's University        | 8         | 6        | 2        | 0        | 0         | 118        | 109       | 12         |
| 2014        | Saint Mary's University        | 10        | 4        | 6        | 0        |           | 119        | 136       | 8          |
| 2015        | Saint Mary's University        | 10        | 2        | 8        | 0        |           | 93         | 171       | 4          |
| 2016        | Saint Mary's University        | 10        | 6        | 4        | 0        |           | 135        | 114       | 12         |
| 2017        | Saint Mary's University        | 10        | 6        | 4        | 0        |           | 139        | 87        | 12         |
| 2018        | Saint Mary's University        | 8         | 6        | 2        | 0        |           | 105        | 53        | 12         |
| 2019        | Saint Mary's University        | 9         | 7        | 2        | 0        |           | 89         | 37        | 14         |
| 2020        | <i>season cancelled</i>        |           |          |          |          |           |            |           |            |
| 2021        | Saint Mary's University        | 10        | 5        | 5        | 0        |           | 76         | 76        | 10         |
| 2022        | Saint Mary's University        | 10        | 5        | 5        | 0        |           | 72         | 72        | 10         |
| 2023        | Saint Mary's University        | 9         | 4        | 5        | 0        |           | 71         | 79        | 8          |

# ***INTERNATIONAL LACROSSE***

***SUMMER OLYMPIC GAMES – 1904 & 1908***

***LALLY CUP – WORLD AMATEUR CHAMPIONSHIP***

***WORLD LACROSSE CHAMPIONSHIP (FIELD)***

***COMMONWEALTH GAMES – 1978***

***NATIONS CUP – 1980***

***HERITAGE CUP***

***WORLD INDOOR LACROSSE CHAMPIONSHIP***

***EUROPEAN LACROSSE CHAMPIONSHIP***

***EUROPEAN BOX LACROSSE CHAMPIONSHIP***

## LACROSSE AT THE SUMMER OLYMPIC GAMES

### 1904 SUMMER OLYMPIC GAMES - *St. Louis, Missouri*

|  | <u>GP</u> | <u>W</u> | <u>L</u> | <u>T</u> | <u>GF</u> | <u>GA</u> |
|--|-----------|----------|----------|----------|-----------|-----------|
| Winnipeg Shamrocks (Canada)              | 2         | 2        | 0        | 0        | 14        | 3         |
| St. Louis AAA (United States of America) | 3         | 1        | 2        | 0        | 5         | 14        |
| Brantford Mohawk Indians (Canada)        | 1         | 0        | 1        | 0        | 0         | 2         |

July 5, 1904 SEMI-FINALS  
St. Louis Amateur Athletic Association defeated Brantford Mohawk Indians 2-0

July 7, 1904 GOLD MEDAL  
Winnipeg Shamrocks defeated St. Louis Amateur Athletic Assn. in two-game, total-goals series 14-3 (6-1, 8-2)

### 1908 SUMMER OLYMPIC GAMES - *London, England*

|               | <u>GP</u> | <u>W</u> | <u>L</u> | <u>T</u> | <u>GF</u> | <u>GA</u> |
|---------------|-----------|----------|----------|----------|-----------|-----------|
| Canada        | 1         | 1        | 0        | 0        | 14        | 10        |
| Great Britain | 1         | 0        | 1        | 0        | 10        | 14        |
| South Africa  | 0         | 0        | 0        | 0        | 0         | 0         |

*South Africa withdrew prior to tournament*

October 24, 1908 GOLD MEDAL  
Canada defeated Great Britain 14-10

### 1928 SUMMER OLYMPIC GAMES (DEMONSTRATION SPORT) - *London, England*

|   | <u>GP</u> | <u>W</u> | <u>L</u> | <u>T</u> | <u>GF</u> | <u>GA</u> |
|---|-----------|----------|----------|----------|-----------|-----------|
| Johns Hopkins University (United States of America) | 2         | 1        | 1        | 0        | 12        | 10        |
| New Westminster Salmonbellies (Canada)              | 2         | 1        | 1        | 0        | 12        | 11        |
| North of England (Great Britain)                    | 2         | 1        | 1        | 0        | 12        | 15        |

August 5, 1928 DEMONSTRATION SPORT  
Johns Hopkins University (United States of America) defeated New Westminster Salmonbellies (Canada) 6-3  
August 6, 1928 North of England (Great Britain) defeated Johns Hopkins University (United States of America) 7-6  
August 7, 1928 New Westminster Salmonbellies (Canada) defeated North of England (Great Britain) 9-5

### 1932 SUMMER OLYMPIC GAMES (DEMONSTRATION SPORT) - *Los Angeles, California*

|   | <u>GP</u> | <u>W</u> | <u>L</u> | <u>T</u> | <u>GF</u> | <u>GA</u> |
|---|-----------|----------|----------|----------|-----------|-----------|
| Johns Hopkins University (United States of America) | 3         | 2        | 1        | 0        | 16        | 12        |
| Canada  | 3         | 1        | 2        | 0        | 12        | 16        |

August 7, 1932 DEMONSTRATION SPORT  
Johns Hopkins University (United States of America) defeated Canada 5-3  
August 9, 1932 Canada defeated Johns Hopkins University (United States of America) 5-4  
August 12, 1932 Johns Hopkins University (United States of America) defeated Canada 7-4

### 1948 SUMMER OLYMPIC GAMES (DEMONSTRATION SPORT) - *London, England*

August 5, 1948 DEMONSTRATION SPORT  
Rensselaer Polytechnic Institute (United States of America) tied Great Britain 5-5

## EARLY INTERNATIONAL TOURS & FLANNERY INTERNATIONAL CUP

### 1884 ALL-AMERICA TOUR OF ENGLAND & IRELAND

|                    | <u>GP</u> | <u>W</u> | <u>L</u> | <u>T</u> | <u>GF</u> | <u>GA</u> |
|--------------------|-----------|----------|----------|----------|-----------|-----------|
| All-America        | 11        | 9        | 1        | 1        | 48        | 8         |
| All-United Kingdom | 1         | 1        | 0        | 0        | 5         | 3         |
| All-Ireland        | 1         | 0        | 1        | 0        | 2         | 3         |
| All-England        | 1         | 0        | 1        | 0        | 0         | 2         |
| English teams      | 8         | 0        | 7        | 1        | 1         | 40        |

All-America defeated Cheshire County 4-1  
 All-America defeated Lancashire 4-0  
 All-America defeated Lancashire 5-0  
 All-America defeated Yorkshire 8-0  
 All-America defeated Nottingham 6-0  
 All-America defeated South of England 7-0  
 All-America tied Middlesex 0-0  
 All-America defeated University of Cambridge 6-0  
 All-America defeated All-England 2-0  
 All-America defeated All-Ireland 3-2  
 All-United Kingdom defeated All-America 5-3

Torontos defeated All-America

### 1897 FLANNERY CUP – CRESCENT ATHLETIC CLUB TOUR OF ENGLAND & IRELAND

|                                 | <u>GP</u> | <u>W</u> | <u>L</u> | <u>T</u> | <u>GF</u> | <u>GA</u> |
|---------------------------------|-----------|----------|----------|----------|-----------|-----------|
| Brooklyn Crescent Athletic Club | 14        | 7        | 5        | 2        | 60        | 53        |
| English & Irish teams           | 14        | 5        | 7        | 2        | 53        | 60        |

Brooklyn Crescent Athletic Club defeated London 7-3  
 Brooklyn Crescent Athletic Club defeated Essex Club 7-1  
 South of England defeated Brooklyn Crescent Athletic Club 4-1  
 South Manchester defeated Brooklyn Crescent Athletic Club 8-2  
 Brooklyn Crescent Athletic Club defeated Cheetham 5-4  
 Brooklyn Crescent Athletic Club defeated Albert Park 5-4  
 Brooklyn Crescent Athletic Club tied Stockport 2-2  
 Brooklyn Crescent Athletic Club tied Manchester 5-5  
 Brooklyn Crescent Athletic Club defeated Liverpool 7-0  
 Newtownards defeated Brooklyn Crescent Athletic Club 6-1  
 Northern Ireland defeated Brooklyn Crescent Athletic Club 5-4  
 Belfast defeated Brooklyn Crescent Athletic Club 4-3  
 Brooklyn Crescent Athletic Club defeated Cambridge University 4-2  
 Brooklyn Crescent Athletic Club defeated Surrey 7-3

### 1903 OXFORD & CAMBRIDGE UNIVERSITY TOUR OF THE UNITED STATES

|  | <u>GP</u> | <u>W</u> | <u>L</u> | <u>T</u> | <u>GF</u> | <u>GA</u> |
|--|-----------|----------|----------|----------|-----------|-----------|
| Oxford University & Cambridge University | 6         | 5        | 1        | 0        |           |           |
| Crescent Athletic Club of Brooklyn       | 1         | 1        | 0        | 0        | 1         | 0         |
| other American teams                     | 5         | 0        | 5        | 0        |           |           |

Brooklyn Crescent Athletic Club defeated Oxford-Cambridge 1-0



### 1907 OTTAWA CAPITALS TOUR OF ENGLAND

|                 | <u>GP</u> | <u>W</u> | <u>L</u> | <u>T</u> | <u>GF</u> | <u>GA</u> |
|-----------------|-----------|----------|----------|----------|-----------|-----------|
| Ottawa Capitals | 16        | 15       | 0        | 1        | 168       | 43        |
| English teams   | 16        | 0        | 15       | 1        | 43        | 168       |

Ottawa Capitals defeated Essex 11-10  
Ottawa Capitals defeated South of England 6-0  
Ottawa Capitals defeated Bristol 18-0  
Ottawa Capitals defeated London 14-1  
Ottawa Capitals defeated Kent 10-3  
Ottawa Capitals defeated Duke of Argyll's 10-8  
Ottawa Capitals defeated Old Holmeians 9-0  
Ottawa Capitals defeated North of England 8-6  
Ottawa Capitals defeated Batty's 4-1  
Ottawa Capitals defeated North of England 9-0  
Ottawa Capitals defeated South Manchester 5-0  
Ottawa Capitals defeated Lancashire 9-5  
Ottawa Capitals defeated Cheshire 17-2  
Ottawa Capitals defeated North of England 15-1  
Ottawa Capitals defeated Eccles 19-2  
Ottawa Capitals tied Stockport 4-4

### 1907 ALL-CANADIAN LACROSSE TOUR OF AUSTRALIA

All-Canadians defeated Queensland 6-3  
All-Canadians defeated New South Wales 11-0  
All-Australia defeated All-Canadians 6-3  
All-Canadians defeated South Australia 19-3  
All-Canadians defeated South Australia 7-3  
All-Canadians defeated Victorians 9-1  
All-Canadians defeated Victorians 16-5  
All-Canadians defeated West Australia 13-4  
All-Canadians defeated Perth 7-2  
All-Canadians defeated Goldfields 12-0  
All-Canadians defeated West Australia 14-6

### 1922 FLANNERY CUP – OXFORD & CAMBRIDGE UNIVERSITY TOUR OF THE UNITED STATES & CANADA

|  | <u>GP</u> | <u>W</u> | <u>L</u> | <u>T</u> | <u>GF</u> | <u>GA</u> |
|--|-----------|----------|----------|----------|-----------|-----------|
| Oxford University & Cambridge University | 16        | 8        | 8        | 0        | 78        | 73        |
| American teams                           | 15        | 7        | 8        | 0        | 68        | 74        |
| Canadian teams                           | 1         | 1        | 0        | 0        | 5         | 4         |

Oxford-Cambridge defeated Lehigh University 7-2  
Oxford-Cambridge defeated Pennsylvania State University 6-0  
Oxford-Cambridge defeated University of Pennsylvania 8-0  
Johns Hopkins University defeated Oxford-Cambridge 11-2  
Mount Washington Lacrosse Club defeated Oxford-Cambridge 7-2  
Swarthmore College defeated Oxford-Cambridge 9-8  
Hobart College defeated Oxford-Cambridge 8-3  
Oxford-Cambridge defeated Buffalo Scalp & Blade Athletic Club 4-3  
Oxford-Cambridge defeated Cornell University 5-2  
Oxford-Cambridge defeated Colgate University 8-4  
Syracuse University defeated Oxford-Cambridge 4-3  
Oxford-Cambridge defeated Harvard University 5-2  
Oxford-Cambridge defeated Stevens Institute of Technology 8-4  
Princeton University defeated Oxford-Cambridge 6-4  
New York Crescent Athletic Club defeated Oxford-Cambridge 6-1  
University of Montréal defeated Oxford-Cambridge 5-4

**1923 FLANNERY CUP – SYRACUSE UNIVERSITY TOUR OF ENGLAND**

Syracuse University tied Crescent Athletic Club  
 Syracuse University defeated University of Toronto  
 Syracuse University defeated University of Montréal

|                     | <u>GP</u> | <u>W</u> | <u>L</u> | <u>T</u> | <u>GF</u> | <u>GA</u> |
|---------------------|-----------|----------|----------|----------|-----------|-----------|
| Syracuse University | 9         | 6        | 3        | 0        | 68        | 46        |
| English teams       | 9         | 3        | 6        | 0        | 46        | 68        |

Syracuse University defeated Essex County  
 Syracuse University defeated Oxford Uniserity 4-3  
 Syracuse University defeated South of England  
 Syracuse University defeated Cambridge University  
 North of England defeated Syracuse University 12-4  
 Cheshire County defeated Syracuse University  
 Lancashire County defeated Syracuse University  
 Syracuse University defeated Yorkshire County  
 Syracuse University defeated Stockport 5-4

**1926 FLANNERY CUP – OXFORD & CAMBRIDGE UNIVERSITY TOUR OF THE UNITED STATES**

|  | <u>GP</u> | <u>W</u> | <u>L</u> | <u>T</u> | <u>GF</u> | <u>GA</u> |
|--|-----------|----------|----------|----------|-----------|-----------|
| Oxford University & Cambridge University | 13        | 1        | 12       | 0        | 33        | 82        |
| American teams                           | 13        | 12       | 1        | 0        | 82        | 33        |

Oxford-Cambridge defeated University of Pennsylvania 10-2  
 University of Maryland defeated Oxford-Cambridge  
 Swathmore defeated Oxford-Cambridge  
 Johns Hopkins defeated Oxford-Cambridge  
 Mount Washington Lacrosse Club defeated Oxford-Cambridge  
 Union College defeated Oxford-Cambridge  
 Harvard defeated Oxford-Cambridge  
 Syracuse University defeated Oxford-Cambridge  
 Hobart defeated Oxford-Cambridge  
 Princeton defeated Oxford-Cambridge  
 Crescent Athletic Club defeated Oxford-Cambridge 4-2  
 St. Stephen's defeated Oxford-Cambridge  
 Stevens Institute defeated Oxford-Cambridge

**1930 FLANNERY CUP – OXFORD & CAMBRIDGE UNIVERSITY TOUR OF THE UNITED STATES**

|  | <u>GP</u> | <u>W</u> | <u>L</u> | <u>T</u> | <u>GF</u> | <u>GA</u> |
|--|-----------|----------|----------|----------|-----------|-----------|
| Oxford University & Cambridge University | 14        | 13       | 1        | 0        | 114       | 36        |
| American teams                           | 14        | 1        | 13       | 0        | 36        | 114       |

St. John's College (Annapolis) defeated Oxford-Cambridge 7-2  
 Oxford-Cambridge defeated Washington College  
 Oxford-Cambridge defeated United States Naval Academy  
 Oxford-Cambridge defeated Virginia College 9-0  
 Oxford-Cambridge defeated Swarthmore  
 Oxford-Cambridge defeated Lehigh  
 Oxford-Cambridge defeated Pennsylvania  
 Oxford-Cambridge defeated United Staes Military Academy (West Point)  
 Oxford-Cambridge defeated Union  
 Oxford-Cambridge defeated Syracuse  
 Oxford-Cambridge defeated Cornell  
 Oxford-Cambridge defeated Hobart  
 Oxford-Cambridge defeated Dartmouth 12-2  
 Oxford-Cambridge defeated Harvard 9-6

**1937 FLANNERY CUP – U.S.I.L.A TOUR OF ENGLAND**

|               | <u>GP</u> | <u>W</u> | <u>L</u> | <u>T</u> | <u>GF</u> | <u>GA</u> |
|---------------|-----------|----------|----------|----------|-----------|-----------|
| All-America   | 7         | 7        | 0        | 0        | 87        | 31        |
| English teams | 7         | 0        | 7        | 0        | 31        | 87        |

## LALLY CUP – WORLD AMATEUR LACROSSE CHAMPIONSHIP

### 1930 WORLD AMATEUR LACROSSE CHAMPIONSHIP – *Toronto, Ontario*

#### LALLY CUP

Oshawa defeated All-America in two-game, total-goals series 11-10 (5-7, 6-3)

### 1931 WORLD AMATEUR LACROSSE CHAMPIONSHIP – *Baltimore, Maryland*

#### LALLY CUP

St.John's defeated All-Canada in two-game, total-goals series 5-3 (5-2, 0-1)

### 1932 WORLD AMATEUR LACROSSE CHAMPIONSHIP – *Los Angeles, California*

#### LALLY CUP (1932 SUMMER OLYMPIC GAMES DEMONSTRATION SPORT)

Johns Hopkins defeated All-Canada in three-game, total-goals series 16-11 (5-3, 4-5, 7-4)

### 1935 WORLD AMATEUR LACROSSE CHAMPIONSHIP – *Vancouver & New Westminster, British Columbia*

#### LALLY CUP

Vancouver All-Stars defeated All-America 3 games to 0 (15-7, 14-9, 14-14)

### 1936 WORLD AMATEUR LACROSSE CHAMPIONSHIP – *Vancouver & New Westminster, British Columbia*

#### LALLY CUP

All-British Columbia defeated All-America 3 games to 0 (28-13, 27-13, 27-17)

### 1967 CANADIAN CENTENNIAL WORLD FIELD LACROSSE CHAMPIONSHIP – *Toronto, Ontario*

|                           | <u>GP</u> | <u>W</u> | <u>L</u> | <u>T</u> | <u>GF</u> | <u>GA</u> |
|---------------------------|-----------|----------|----------|----------|-----------|-----------|
| United States of America* | 3         | 3        | 0        | 0        | 54        | 26        |
| Australia                 | 3         | 2        | 1        | 0        | 40        | 44        |
| Canada                    | 3         | 1        | 2        | 0        | 28        | 44        |
| England                   | 3         | 0        | 3        | 0        | 25        | 33        |

#### ROUND-ROBIN TOURNAMENT

Australia defeated England 11-9

Canada defeated England 11-8

United States of America defeated England 11-8

Australia defeated Canada 18-10

United States of America defeated Canada 18-7

United States of America defeated Australia 25-11

**INTERNATIONAL LACROSSE FEDERATION  
FEDERATION OF INTERNATIONAL LACROSSE  
WORLD LACROSSE**

**1974-2008  
2008-2019  
2019-**

**1974 WORLD (FIELD) LACROSSE CHAMPIONSHIP – Melbourne, Australia**

|                           | <u>GP</u> | <u>W</u> | <u>L</u> | <u>T</u> | <u>GF</u> | <u>GA</u> |
|---------------------------|-----------|----------|----------|----------|-----------|-----------|
| United States of America* | 3         | 3        | 0        | 0        | 70        | 39        |
| Australia                 | 3         | 1        | 2        | 0        | 43        | 41        |
| Canada                    | 3         | 1        | 2        | 0        | 44        | 59        |
| England                   | 3         | 1        | 2        | 0        | 32        | 50        |

**ROUND-ROBIN TOURNAMENT**

United States of America defeated England 24-10  
United States of America defeated Canada 26-15  
England defeated Canada 19-11  
Canada defeated Australia 18-14  
Australia defeated England 15-3  
United States of America defeated Australia 20-14

**1978 WORLD (FIELD) LACROSSE CHAMPIONSHIP – Manchester/Stockport, England**

|                          | <u>GP</u> | <u>W</u> | <u>L</u> | <u>T</u> | <u>GF</u> | <u>GA</u> |
|--------------------------|-----------|----------|----------|----------|-----------|-----------|
| Canada*                  | 4         | 3        | 1        | 0        | 58        | 72        |
| United States of America | 4         | 3        | 1        | 0        | 78        | 49        |
| Australia                | 4         | 2        | 2        | 0        | 65        | 57        |
| England                  | 4         | 0        | 4        | 0        | 45        | 68        |

**ROUND-ROBIN TOURNAMENT**

United States of America defeated Australia 22-17  
United States of America defeated Canada 28-4  
Canada defeated Australia 16-13  
Canada defeated England 21-15  
Australia defeated England 16-10  
United States of America defeated England 12-11

**THIRD-PLACE GAME**

Australia defeated England 19-9

**CHAMPIONSHIP**

Canada defeated United States of America 17-16 OT

**1982 WORLD (FIELD) LACROSSE CHAMPIONSHIP – Baltimore, Maryland**

|                           | <u>GP</u> | <u>W</u> | <u>L</u> | <u>T</u> | <u>GF</u> | <u>GA</u> |
|---------------------------|-----------|----------|----------|----------|-----------|-----------|
| United States of America* | 4         | 4        | 0        | 0        | 94        | 44        |
| Australia                 | 4         | 2        | 2        | 0        | 73        | 61        |
| Canada                    | 4         | 2        | 2        | 0        | 70        | 74        |
| England                   | 4         | 0        | 4        | 0        | 41        | 99        |

**ROUND-ROBIN TOURNAMENT**

United States of America defeated Canada 23-12  
United States of America defeated Australia 23-10  
Australia defeated Canada 24-18  
Australia defeated England 25-5  
Canada defeated England 26-8  
United States of America defeated England 26-9

**THIRD-PLACE GAME**

Canada defeated England 20-19 OT

**CHAMPIONSHIP**

United States of America defeated Australia 22-14

**1986 WORLD (FIELD) LACROSSE CHAMPIONSHIP – Toronto, Ontario**

|                           | <u>GP</u> | <u>W</u> | <u>L</u> | <u>T</u> | <u>GF</u> | <u>GA</u> |
|---------------------------|-----------|----------|----------|----------|-----------|-----------|
| United States of America* | 4         | 4        | 0        | 0        | 89        | 40        |
| Canada                    | 4         | 2        | 2        | 0        | 52        | 65        |
| Australia                 | 4         | 2        | 2        | 0        | 65        | 52        |
| England                   | 4         | 0        | 4        | 0        | 37        | 86        |

**ROUND-ROBIN TOURNAMENT**

United States of America defeated Australia 18-12

Australia defeated England 17-11

United States of America defeated England 32-8

Canada defeated England 15-12

United States of America defeated Canada 21-11

Canada defeated Australia 17-14

**THIRD-PLACE GAME**

Australia defeated England 22-6

**CHAMPIONSHIP**

United States of America defeated Canada 18-9

**1990 WORLD (FIELD) LACROSSE CHAMPIONSHIP – Perth, Australia**

|                           | <u>GP</u> | <u>W</u> | <u>L</u> | <u>T</u> | <u>GF</u> | <u>GA</u> |
|---------------------------|-----------|----------|----------|----------|-----------|-----------|
| United States of America* | 5         | 5        | 0        | 0        | 112       | 55        |
| Canada                    | 5         | 3        | 2        | 0        | 103       | 90        |
| Australia                 | 5         | 3        | 2        | 0        | 89        | 68        |
| England                   | 5         | 1        | 4        | 0        | 49        | 103       |
| Iroquois Nationals        | 4         | 0        | 4        | 0        | 45        | 82        |

**ROUND-ROBIN TOURNAMENT**

Canada defeated Iroquois Nationals 18-15

Canada defeated England 30-14

Australia defeated England 24-7

United States of America defeated England 21-7

England defeated Iroquois Nationals 15-12

United States of America defeated Australia 21-9

United States of America defeated Iroquois Nationals 26-10

United States of America defeated Canada 25-14

Australia defeated Iroquois Nationals 23-8

Canada defeated Australia 26-17

**THIRD-PLACE GAME**

Australia defeated England 16-6

**CHAMPIONSHIP**

United States of America defeated Canada 19-15

**1994 WORLD (FIELD) LACROSSE CHAMPIONSHIP – Manchester, England**

|                           | <u>GP</u> | <u>W</u> | <u>L</u> | <u>T</u> | <u>GF</u> | <u>GA</u> |
|---------------------------|-----------|----------|----------|----------|-----------|-----------|
| United States of America* | 7         | 7        | 0        | 0        | 151       | 44        |
| Australia                 | 7         | 4        | 3        | 0        | 128       | 95        |
| Canada                    | 7         | 5        | 2        | 0        | 143       | 91        |
| England                   | 7         | 2        | 5        | 0        | 76        | 120       |
| Iroquois Nationals        | 6         | 2        | 4        | 0        | 74        | 106       |
| Japan                     | 6         | 0        | 6        | 0        | 31        | 147       |

**ROUND-ROBIN TOURNAMENT**

Australia defeated Iroquois Nationals 26-11  
 United States of America defeated Japan 33-2  
 Iroquois Nationals defeated Japan 16-2  
 Canada defeated Japan 33-7  
 United States of America defeated Australia 14-12  
 England defeated Japan 20-1  
 United States of America defeated England 16-4  
 Canada defeated Iroquois Nationals 20-16  
 Canada defeated England 19-13  
 Australia defeated England 28-7  
 United States of America defeated Canada 16-10  
 England defeated Iroquois Nationals 19-6  
 United States of America defeated Iroquois Nationals 26-6  
 Canada defeated Australia 19-11  
 Australia defeated Japan 26-6

**5TH PLACE**

Iroquois Nationals defeated Japan 19-13

**SEMI-FINALS**

Australia defeated Canada 18-17  
 United States of America defeated England 25-3

**BRONZE – 3RD PLACE**

Canada defeated England 25-10

**CHAMPIONSHIP**

United States of America defeated Australia 21-7

**1998 WORLD (FIELD) LACROSSE CHAMPIONSHIP – Baltimore, Maryland**

|                           | <u>GP</u> | <u>W</u> | <u>L</u> | <u>GF</u> | <u>GA</u> | <u>PTS</u> |
|---------------------------|-----------|----------|----------|-----------|-----------|------------|
| <b>BLUE DIVISION</b>      |           |          |          |           |           |            |
| United States of America* | 4         | 4        | 0        | 63        | 38        | 8          |
| Canada                    | 4         | 3        | 1        | 65        | 40        | 6          |
| Australia                 | 4         | 2        | 2        | 43        | 40        | 4          |
| Iroquois Nationals        | 4         | 1        | 3        | 35        | 65        | 2          |
| England                   | 4         | 0        | 4        | 32        | 55        | 0          |
| <b>RED DIVISION</b>       |           |          |          |           |           |            |
| Japan                     | 5         | 5        | 0        | 57        | 19        | 10         |
| Germany                   | 5         | 4        | 1        | 59        | 50        | 8          |
| Scotland                  | 5         | 3        | 2        | 59        | 52        | 6          |
| Sweden                    | 5         | 2        | 3        | 36        | 50        | 4          |
| Czech Republic            | 5         | 1        | 4        | 43        | 55        | 2          |
| Wales                     | 5         | 0        | 5        | 32        | 60        | 0          |

PLAYOFFS

Iroquois Nationals defeated Japan 12-9

Canada defeated Australia 15-11

United States of America defeated Iroquois Nationals 24-4

CONSOLATION

Czech Republic defeated Wales 10-5

Germany defeated Japan 5-4

England defeated Scotland 13-6

Australia versus Iroquois Nationals

Germany versus England

Japan versus Scotland

Sweden versus Czech Republic

CHAMPIONSHIP

United States of America defeated Canada 15-14 OT

**2002 WORLD (FIELD) LACROSSE CHAMPIONSHIP – Perth, Western Australia**

| BLUE DIVISION             | <u>GP</u> | <u>W</u> | <u>L</u> | <u>GF</u> | <u>GA</u> | <u>PTS</u> |
|---------------------------|-----------|----------|----------|-----------|-----------|------------|
| United States of America* | 4         | 4        | 0        | 79        | 25        | 8          |
| Canada                    | 4         | 3        | 1        | 56        | 43        | 6          |
| Australia                 | 4         | 2        | 2        | 57        | 49        | 4          |
| Iroquois Nationals        | 4         | 1        | 3        | 36        | 70        | 2          |
| England                   | 4         | 0        | 4        | 29        | 70        | 0          |

| RED DIVISION   | <u>GP</u> | <u>W</u> | <u>L</u> | <u>GF</u> | <u>GA</u> | <u>PTS</u> |
|----------------|-----------|----------|----------|-----------|-----------|------------|
| Japan          | 5         | 5        | 0        | 77        | 30        | 10         |
| Germany        | 5         | 4        | 1        | 56        | 45        | 8          |
| Scotland       | 5         | 3        | 2        | 50        | 45        | 6          |
| Sweden         | 5         | 2        | 3        | 36        | 56        | 4          |
| Czech Republic | 5         | 1        | 4        | 41        | 49        | 2          |
| Wales          | 5         | 0        | 5        | 37        | 72        | 0          |

| GREEN DIVISION      | <u>GP</u> | <u>W</u> | <u>L</u> | <u>GF</u> | <u>GA</u> | <u>PTS</u> |
|---------------------|-----------|----------|----------|-----------|-----------|------------|
| Republic of Ireland | 5         | 5        | 0        | 80        | 12        | 10         |
| Republic of Korea   | 5         | 3        | 2        | 70        | 38        | 6          |
| New Zealand         | 5         | 1        | 4        | 22        | 79        | 2          |
| Hong Kong           | 5         | 1        | 4        | 21        | 64        | 2          |

PLAYOFFS

Wales defeated Republic of Korea 19-10

Iroquois Nationals defeated Japan 19-14

Czech Republic defeated Wales 13-7

England defeated Scotland 16-7

Japan defeated Germany 8-7

Hong Kong defeated New Zealand 5-4

United States of America defeated Iroquois Nationals 18-8

Canada defeated Australia 15-14

Republic of Korea defeated Wales 16-12

Sweden defeated Czech Republic 8-6

Japan defeated England 13-12

Scotland defeated Germany 12-11

BRONZE – 3RD PLACE

Australia defeated Iroquois Nationals 12-11

CHAMPIONSHIP

United States of America defeated Canada 18-15

**2006 WORLD (FIELD) LACROSSE CHAMPIONSHIP – London, Ontario**

| BLUE DIVISION            | <u>GP</u> | <u>W</u> | <u>L</u> | <u>GF</u> | <u>GA</u> | <u>PCT</u> |
|--------------------------|-----------|----------|----------|-----------|-----------|------------|
| Canada*                  | 8         | 7        | 1        | 129       | 64        | .875       |
| United States of America | 7         | 6        | 1        | 123       | 65        | .857       |
| Australia                | 8         | 4        | 4        | 113       | 74        | .500       |
| Iroquois Nationals       | 8         | 4        | 4        | 87        | 107       | .500       |
| England                  | 7         | 3        | 4        | 67        | 90        | .429       |
| Japan                    | 7         | 1        | 6        | 47        | 100       | .143       |

| RED DIVISION        | <u>GP</u> | <u>W</u> | <u>L</u> | <u>GF</u> | <u>GA</u> | <u>PCT</u> |
|---------------------|-----------|----------|----------|-----------|-----------|------------|
| Republic of Ireland | 7         | 5        | 2        | 89        | 62        | .714       |
| Italy               | 7         | 4        | 3        | 93        | 59        | .571       |
| Scotland            | 6         | 4        | 2        | 72        | 47        | .667       |
| Wales               | 7         | 4        | 3        | 72        | 58        | .571       |
| Hong Kong           | 6         | 0        | 6        | 21        | 95        | .000       |

| ORANGE DIVISION   | <u>GP</u> | <u>W</u> | <u>L</u> | <u>GF</u> | <u>GA</u> | <u>PCT</u> |
|-------------------|-----------|----------|----------|-----------|-----------|------------|
| Czech Republic    | 7         | 4        | 3        | 100       | 51        | .571       |
| Germany           | 7         | 4        | 3        | 78        | 67        | .571       |
| Netherlands       | 7         | 3        | 4        | 66        | 71        | .429       |
| New Zealand       | 6         | 2        | 4        | 46        | 76        | .333       |
| Republic of Korea | 6         | 1        | 5        | 41        | 84        | .167       |

| YELLOW DIVISION | <u>GP</u> | <u>W</u> | <u>L</u> | <u>GF</u> | <u>GA</u> | <u>PCT</u> |
|-----------------|-----------|----------|----------|-----------|-----------|------------|
| Finland         | 7         | 6        | 1        | 77        | 65        | .857       |
| Latvia          | 7         | 4        | 3        | 41        | 55        | .571       |
| Spain           | 7         | 3        | 4        | 82        | 90        | .429       |
| Denmark         | 7         | 3        | 4        | 46        | 70        | .429       |
| Bermuda         | 7         | 0        | 5        | 27        | 67        | .000       |

**PLAYOFFS**

- Wales defeated Spain 17-9
- Australia defeated Republic of Ireland 21-5
- Netherlands defeated Latvia 10-4
- Iroquois Nationals defeated Germany 14-6
- Italy defeated Czech Republic 14-7
- Denmark defeated Republic of Korea 10-9
- Canada defeated Finland 27-2
  
- New Zealand defeated Bermuda 19-6
- Italy defeated Scotland 10-7
- Spain defeated Hong Kong 12-8
- England defeated Germany 19-4
- Latvia defeated Denmark 5-3
- Wales defeated Czech Republic 9-8
- United States of America defeated Australia 13-10
- Japan defeated Republic of Ireland 11-9
- Finland defeated Netherlands 10-8
- Canada defeated Iroquois Nationals 16-6
  
- Spain defeated Republic of Korea 17-14
- New Zealand defeated Hong Kong 9-6
- Scotland defeated Netherlands 15-3
- Wales defeated Latvia 18-2
- Czech Republic defeated Denmark 18-1
  
- Finland defeated Italy 10-9
- England defeated Japan 12-7
- Republic of Ireland defeated Germany 13-5
  
- BRONZE – 3RD PLACE**
- Australia defeated Iroquois Nationals 21-8
  
- CHAMPIONSHIP**
- Canada defeated United States of America 15-10



**2010 WORLD (FIELD) LACROSSE CHAMPIONSHIP – Manchester, England**

| BLUE DIVISION             | <u>GP</u> | <u>W</u> | <u>L</u> | <u>GF</u> | <u>GA</u> | <u>PTS</u> |
|---------------------------|-----------|----------|----------|-----------|-----------|------------|
| Canada                    | 5         | 5        | 0        | 86        | 28        | 5          |
| United States of America* | 5         | 4        | 1        | 88        | 29        | 4          |
| Australia                 | 5         | 2        | 3        | 51        | 63        | 2          |
| England                   | 5         | 2        | 3        | 44        | 59        | 2          |
| Japan                     | 5         | 2        | 3        | 47        | 67        | 2          |
| Germany                   | 5         | 0        | 5        | 24        | 94        | 0          |
| ORANGE DIVISION           | <u>GP</u> | <u>W</u> | <u>L</u> | <u>GF</u> | <u>GA</u> | <u>PTS</u> |
| Republic of Ireland       | 3         | 3        | 0        | 60        | 10        | 3          |
| Slovakia                  | 3         | 2        | 1        | 21        | 33        | 2          |
| Switzerland               | 3         | 1        | 2        | 17        | 32        | 1          |
| Republic of Korea         | 3         | 0        | 3        | 15        | 38        | 0          |
| RED DIVISION              | <u>GP</u> | <u>W</u> | <u>L</u> | <u>GF</u> | <u>GA</u> | <u>PTS</u> |
| Czech Republic            | 3         | 3        | 0        | 47        | 10        | 3          |
| Sweden                    | 3         | 2        | 1        | 42        | 14        | 2          |
| Italy                     | 3         | 1        | 2        | 18        | 36        | 1          |
| Mexico                    | 3         | 0        | 3        | 6         | 53        | 0          |
| PLUM DIVISION             | <u>GP</u> | <u>W</u> | <u>L</u> | <u>GF</u> | <u>GA</u> | <u>PTS</u> |
| Spain                     | 3         | 3        | 0        | 28        | 22        | 3          |
| Hong Kong                 | 3         | 2        | 1        | 25        | 24        | 2          |
| Norway                    | 3         | 1        | 2        | 17        | 21        | 1          |
| Iroquois Nationals        | 3         | 0        | 3        | 0         | 3         | 0          |
| TURQUOISE DIVISION        | <u>GP</u> | <u>W</u> | <u>L</u> | <u>GF</u> | <u>GA</u> | <u>PTS</u> |
| Scotland                  | 3         | 3        | 0        | 57        | 14        | 3          |
| New Zealand               | 3         | 2        | 1        | 37        | 26        | 2          |
| Latvia                    | 3         | 1        | 2        | 25        | 37        | 1          |
| France                    | 3         | 0        | 3        | 11        | 53        | 0          |
| GREY DIVISION             | <u>GP</u> | <u>W</u> | <u>L</u> | <u>GF</u> | <u>GA</u> | <u>PTS</u> |
| Wales                     | 3         | 3        | 0        | 49        | 12        | 3          |
| Netherlands               | 3         | 2        | 1        | 55        | 18        | 2          |
| Austria                   | 3         | 1        | 2        | 21        | 41        | 1          |
| Argentina                 | 3         | 0        | 3        | 11        | 65        | 0          |
| YELLOW DIVISION           | <u>GP</u> | <u>W</u> | <u>L</u> | <u>GF</u> | <u>GA</u> | <u>PTS</u> |
| Finland                   | 3         | 3        | 0        | 37        | 18        | 3          |
| Poland                    | 3         | 2        | 1        | 42        | 19        | 2          |
| Bermuda                   | 3         | 1        | 2        | 18        | 35        | 1          |
| Denmark                   | 3         | 0        | 3        | 15        | 40        | 0          |

*Iroquois Nationals forfeited all its games 1-0 after Great Britain refused to recognise Haudenosaunee passports used by the players*

**PLAYOFFS**

Canada defeated Australia 15-6  
 United States of America defeated Japan 20-5  
 England defeated Scotland 23-9  
 Germany defeated Netherlands 14-1  
 Sweden defeated Wales 9-5  
 Republic of Ireland defeated Finland 17-16  
 Poland defeated Spain 15-11  
 Czech Republic defeated New Zealand 13-8  
 Bermuda defeated Latvia 8-7  
 Slovakia defeated Italy 10-4  
 Hong Kong defeated Switzerland 15-8  
 Austria defeated Norway 10-4  
 Republic of Korea defeated Argentina 16-5  
 Denmark defeated France 9-7

PLACEMENT

Mexico defeated Iroquois Nationals 1-0 by default  
 France defeated Argentina 10-8  
 Republic of Korea defeated Denmark 12-10  
 Switzerland defeated Norway 2-0  
 Austria defeated Hong Kong 9-8  
 Italy defeated Latvia 13-8  
 Slovakia defeated Bermuda 12-7  
 New Zealand defeated Spain 23-5  
 Czech Republic defeated Poland 21-3  
 Wales defeated Finland 10-5  
 Republic of Ireland defeated Sweden 15-8  
 Scotland defeated Netherland 11-10  
 England defeated Germany 14-9  
 Australia defeated Japan 16-9

CHAMPIONSHIP

United States of America defeated Canada 12-10

**2014 WORLD (FIELD) LACROSSE CHAMPIONSHIP – Denver, Colorado**

|                            |           |          |          |           |           |            |
|----------------------------|-----------|----------|----------|-----------|-----------|------------|
| BLUE DIVISION              | <u>GP</u> | <u>W</u> | <u>L</u> | <u>GF</u> | <u>GA</u> | <u>PCT</u> |
| United States of America   | 5         | 5        | 0        | 107       | 26        | 1.000      |
| Canada*                    | 5         | 4        | 1        | 83        | 34        | .800       |
| Iroquois Nationals         | 5         | 3        | 2        | 96        | 75        | .600       |
| Australia                  | 5         | 2        | 3        | 62        | 106       | .400       |
| Japan                      | 5         | 1        | 4        | 77        | 124       | .200       |
| England                    | 5         | 0        | 5        | 67        | 106       | .000       |
| GREEN DIVISION             | <u>GP</u> | <u>W</u> | <u>L</u> | <u>GF</u> | <u>GA</u> | <u>PCT</u> |
| Netherlands                | 3         | 2        | 1        | 72        | 69        | .667       |
| Norway                     | 3         | 2        | 1        | 88        | 63        | .667       |
| Italy                      | 3         | 2        | 1        | 97        | 89        | .667       |
| People's Republic of China | 3         | 0        | 3        | 61        | 100       | .000       |
| GREY DIVISION              | <u>GP</u> | <u>W</u> | <u>L</u> | <u>GF</u> | <u>GA</u> | <u>PCT</u> |
| Czech Republic             | 3         | 3        | 0        | 69        | 46        | 1.000      |
| Poland                     | 3         | 2        | 1        | 78        | 59        | .667       |
| Turkey                     | 3         | 1        | 2        | 50        | 55        | .333       |
| Costa Rica                 | 3         | 0        | 3        | 15        | 104       | .000       |
| ORANGE DIVISION            | <u>GP</u> | <u>W</u> | <u>L</u> | <u>GF</u> | <u>GA</u> | <u>PCT</u> |
| Israel                     | 3         | 3        | 0        | 120       | 47        | 1.000      |
| Sweden                     | 3         | 2        | 1        | 94        | 63        | .667       |
| Slovakia                   | 3         | 1        | 2        | 57        | 70        | .333       |
| Republic of Korea          | 3         | 0        | 3        | 70        | 91        | .000       |
| PLUM DIVISION              | <u>GP</u> | <u>W</u> | <u>L</u> | <u>GF</u> | <u>GA</u> | <u>PCT</u> |
| New Zealand                | 3         | 3        | 0        | 98        | 75        | 1.000      |
| Wales                      | 3         | 2        | 1        | 81        | 52        | .667       |
| Russian Federation         | 3         | 1        | 2        | 46        | 80        | .333       |
| Argentina                  | 3         | 0        | 3        | 38        | 71        | .000       |
| RED DIVISION               | <u>GP</u> | <u>W</u> | <u>L</u> | <u>GF</u> | <u>GA</u> | <u>PCT</u> |
| Germany                    | 3         | 3        | 0        | 87        | 59        | 1.000      |
| Hong Kong                  | 3         | 2        | 1        | 78        | 103       | .667       |
| Austria                    | 3         | 1        | 2        | 71        | 70        | .333       |
| Belgium                    | 3         | 0        | 3        | 60        | 61        | .000       |
| TURQUOISE DIVISION         | <u>GP</u> | <u>W</u> | <u>L</u> | <u>GF</u> | <u>GA</u> | <u>PCT</u> |
| Finland                    | 3         | 3        | 0        | 98        | 40        | 1.000      |
| Mexico                     | 3         | 2        | 1        | 58        | 81        | .667       |
| Spain                      | 3         | 1        | 2        | 49        | 83        | .333       |
| Colombia                   | 3         | 0        | 3        | 28        | 74        | .000       |

| WHITE DIVISION | <u>GP</u> | <u>W</u> | <u>L</u> | <u>GF</u> | <u>GA</u> | <u>PCT</u> |
|----------------|-----------|----------|----------|-----------|-----------|------------|
| Scotland       | 3         | 3        | 0        | 117       | 68        | 1.000      |
| Switzerland    | 3         | 2        | 1        | 63        | 67        | .667       |
| Latvia         | 3         | 1        | 2        | 113       | 81        | .333       |
| Thailand       | 3         | 0        | 3        | 80        | 82        | .000       |

| YELLOW DIVISION     | <u>GP</u> | <u>W</u> | <u>L</u> | <u>GF</u> | <u>GA</u> | <u>PCT</u> |
|---------------------|-----------|----------|----------|-----------|-----------|------------|
| Republic of Ireland | 3         | 3        | 0        | 105       | 63        | 1.000      |
| Bermuda             | 3         | 2        | 1        | 64        | 86        | .667       |
| France              | 3         | 1        | 2        | 50        | 86        | .333       |
| Uganda              | 3         | 0        | 3        | 40        | 78        | .000       |

#### PLAYOFFS – FIRST ROUND

Italy defeated Turkey 11-3  
 Republic of Ireland defeated Switzerland 13-6  
 Belgium defeated Russian Federation 8-4  
 Sweden defeated Finland 8-4  
 Latvia defeated Hong Kong 19-9  
 Japan defeated New Zealand 17-8  
 Austria defeated Thailand 10-7  
 England defeated Germany 15-3  
 Iroquois Nationals defeated Scotland 10-8  
 Australia defeated Israel 9-8

#### PLAYOFFS – SECOND ROUND

Czech Republic defeated Switzerland 8-2  
 Slovakia defeated Belgium 6-3  
 Norway defeated Austria 11-10 OT  
 Thailand defeated France 14-4  
 Spain defeated Russian Federation 9-5  
 Uganda defeated Argentina 11-5  
 People's Republic of China defeated Republic of Korea 16-15  
 Turkey defeated Mexico 9-4  
 Finland defeated Netherlands 15-6  
 Italy defeated Poland 15-14 2OT  
 Republic of Ireland defeated New Zealand 12-10  
 Wales defeated Latvia 16-15 2OT  
 Hong Kong defeated Bermuda 14-13  
 Germany defeated Sweden 13-10  
 Scotland defeated Japan 10-9 2OT  
 England defeated Israel 10-9 OT

#### PLACEMENT

Colombia defeated Costa Rica 11-4  
 Republic of Korea defeated Argentina 10-7  
 People's Republic of China defeated Uganda 14-7  
 France defeated Russian Federation 15-7  
 Thailand defeated Spain 12-6  
 Belgium defeated Austria 7-6  
 Norway defeated Slovakia 14-3  
 Mexico defeated Bermuda 12-8  
 Hong Kong defeated Turkey 10-4  
 Latvia defeated Poland 17-7  
 Wales defeated Italy 18-6  
 Switzerland defeated Netherlands 9-6  
 Finland defeated Czech Republic 11-7  
 Sweden defeated New Zealand 8-6  
 Germany defeated Republic of Ireland 8-6  
 Israel defeated Japan 15-10  
 England defeated Scotland 15-13  
 Iroquois Nationals defeated Australia 16-5

#### SEMI-FINALS

United States of America defeated Australia 22-3  
 Canada defeated Iroquois Nationals 12-6

#### CHAMPIONSHIP

Canada defeated United States of America 8-5

**2018 WORLD (FIELD) LACROSSE CHAMPIONSHIP – Netanya, Israel**

|                            | <u>GP</u> | <u>W</u> | <u>L</u> | <u>GF</u> | <u>GA</u> | <u>PTS</u> |
|----------------------------|-----------|----------|----------|-----------|-----------|------------|
| <b>BLUE DIVISION</b>       |           |          |          |           |           |            |
| United States of America*  | 5         | 5        | 0        | 84        | 24        | 5          |
| Canada                     | 5         | 4        | 1        | 67        | 32        | 4          |
| Iroquois Nationals         | 5         | 3        | 2        | 62        | 50        | 3          |
| Australia                  | 5         | 2        | 3        | 42        | 60        | 2          |
| England                    | 5         | 1        | 4        | 32        | 64        | 1          |
| Scotland                   | 5         | 0        | 5        | 26        | 83        | 0          |
| <b>RED DIVISION</b>        |           |          |          |           |           |            |
| Israel                     | 2         | 2        | 0        | 30        | 5         | 2          |
| Jamaica                    | 2         | 1        | 1        | 20        | 18        | 1          |
| Russian Federation         | 2         | 0        | 2        | 9         | 36        | 0          |
| <b>WHITE DIVISION</b>      |           |          |          |           |           |            |
| Japan                      | 2         | 2        | 0        | 42        | 6         | 2          |
| Norway                     | 2         | 1        | 1        | 17        | 30        | 1          |
| Netherlands                | 2         | 0        | 2        | 9         | 32        | 0          |
| <b>GREEN DIVISION</b>      |           |          |          |           |           |            |
| Germany                    | 2         | 2        | 0        | 34        | 9         | 2          |
| France                     | 2         | 1        | 1        | 14        | 21        | 1          |
| Republic of Korea          | 2         | 0        | 2        | 11        | 29        | 0          |
| <b>YELLOW DIVISION</b>     |           |          |          |           |           |            |
| Republic of Ireland        | 2         | 2        | 0        | 32        | 6         | 2          |
| Denmark                    | 2         | 1        | 1        | 17        | 18        | 1          |
| People's Republic of China | 2         | 0        | 2        | 7         | 32        | 0          |
| <b>ORANGE DIVISION</b>     |           |          |          |           |           |            |
| Sweden                     | 2         | 2        | 0        | 29        | 11        | 2          |
| Argentina                  | 2         | 1        | 1        | 19        | 19        | 1          |
| Hungary                    | 2         | 0        | 2        | 12        | 30        | 0          |
| <b>PLUM DIVISION</b>       |           |          |          |           |           |            |
| New Zealand                | 2         | 2        | 0        | 25        | 7         | 2          |
| Spain                      | 2         | 1        | 1        | 17        | 18        | 1          |
| Croatia                    | 2         | 0        | 2        | 11        | 28        | 0          |
| <b>TURQUOISE DIVISION</b>  |           |          |          |           |           |            |
| Finland                    | 2         | 2        | 0        | 31        | 11        | 2          |
| Austria                    | 2         | 1        | 1        | 20        | 18        | 1          |
| Colombia                   | 2         | 0        | 2        | 11        | 33        | 0          |
| <b>GREY DIVISION</b>       |           |          |          |           |           |            |
| Philippines                | 2         | 2        | 0        | 22        | 10        | 2          |
| Czech Republic             | 2         | 1        | 1        | 21        | 19        | 1          |
| Belgium                    | 2         | 0        | 2        | 12        | 26        | 0          |
| <b>GOLD DIVISION</b>       |           |          |          |           |           |            |
| Switzerland                | 2         | 2        | 0        | 27        | 7         | 2          |
| Slovakia                   | 2         | 1        | 1        | 19        | 11        | 1          |
| Republic of China (Taiwan) | 2         | 0        | 2        | 2         | 30        | 0          |
| <b>BRONZE DIVISION</b>     |           |          |          |           |           |            |
| Puerto Rico                | 2         | 2        | 0        | 34        | 7         | 2          |
| Wales                      | 2         | 1        | 1        | 12        | 20        | 1          |
| Bermuda                    | 2         | 0        | 2        | 7         | 26        | 0          |
| <b>TAN DIVISION</b>        |           |          |          |           |           |            |
| Italy                      | 2         | 2        | 0        | 29        | 15        | 2          |
| Peru                       | 2         | 1        | 1        | 25        | 24        | 1          |
| Turkey                     | 2         | 0        | 2        | 19        | 34        | 0          |
| <b>PURPLE DIVISION</b>     |           |          |          |           |           |            |
| Latvia                     | 2         | 2        | 0        | 23        | 19        | 2          |
| Greece                     | 2         | 1        | 1        | 22        | 18        | 1          |
| Mexico                     | 2         | 0        | 2        | 18        | 26        | 0          |

| OLIVE DIVISION | <u>GP</u> | <u>W</u> | <u>L</u> | <u>GF</u> | <u>GA</u> | <u>PTS</u> |
|----------------|-----------|----------|----------|-----------|-----------|------------|
| Hong Kong      | 3         | 3        | 0        | 45        | 9         | 3          |
| Poland         | 3         | 2        | 1        | 38        | 19        | 2          |
| Uganda         | 3         | 1        | 2        | 12        | 38        | 1          |
| Luxembourg     | 3         | 0        | 3        | 13        | 42        | 0          |

#### PLAYOFFS – FIRST ROUND

Republic of China defeated Luxembourg 12-4  
 People's Republic of China defeated Colombia 14-6  
 Mexico defeated Turkey 14-8  
 Bermuda defeated Croatia 10-1  
 Republic of Korea defeated Uganda 12-4  
 Russian Federation defeated Peru 18-9  
 Czech Republic defeated Belgium 10-8  
 Hungary defeated Spain 9-8  
 Sweden defeated Argentina 11-4  
 Hong Kong defeated Poland 16-5  
 Norway defeated Austria 16-5  
 Greece defeated New Zealand 12-11  
 Wales defeated Latvia 10-9  
 Jamaica defeated Switzerland 12-6  
 Japan defeated Scotland 11-7  
 England defeated Republic of Ireland 11-10  
 Iroquois Nationals defeated Puerto Rico 14-7  
 Australia defeated Israel 9-6

#### PLAYOFFS – SECOND ROUND

Republic of China defeated Turkey 15-9  
 People's Republic of China defeated Croatia 15-10  
 Bermuda defeated Peru 16-4  
 Mexico defeated Uganda 19-3  
 Denmark defeated Republic of Korea 11-7  
 France defeated Russian Federation 17-8  
 Belgium defeated Poland 12-11  
 Argentina defeated Spain 16-12  
 Czech Republic defeated Hong Kong 9-8  
 Sweden defeated Hungary 14-8  
 New Zealand defeated Slovakia 10-9  
 Netherlands defeated Austria 10-7  
 Norway defeated Switzerland 7-5  
 Latvia defeated Greece 14-9  
 Wales defeated Italy 15-4  
 Jamaica defeated Finland 8-7  
 Germany defeated Republic of Ireland 14-5  
 Philippines defeated Scotland 12-6  
 Japan defeated Israel 10-9  
 England defeated Puerto Rico 11-4

#### PLACEMENT

Colombia defeated Luxembourg 13-10  
 Croatia defeated Turkey 15-8  
 Republic of China defeated People's Republic of China 8-7  
 Peru defeated Uganda 11-10  
 Bermuda defeated Mexico 9-6  
 Republic of Korea defeated Russian Federation 12-7  
 France defeated Denmark 13-7  
 Spain defeated Poland 9-4  
 Argentina defeated Belgium 12-8  
 Hong Kong defeated Hungary 15-5  
 Sweden defeated Czech Republic 9-7  
 Slovakia defeated Austria 11-9  
 New Zealand defeated Netherlands 10-6  
 Greece defeated Switzerland 8-6  
 Norway defeated Latvia 10-9  
 Finland defeated Italy 16-3  
 Jamaica defeated Wales 10-7  
 Scotland defeated Republic of Ireland 14-10  
 Germany defeated Philippines 8-5  
 Israel defeated Puerto Rico 12-1  
 England defeated Japan 11-9

SEMI-FINALS

United States of America defeated Australia 14-5

Canada defeated Iroquois Nationals 15-4

BRONZE – 3RD PLACE

Iroquois Nationals defeated Australia 14-12

CHAMPIONSHIP

United States of America defeated Canada 9-8

**2023 WORLD (FIELD) LACROSSE CHAMPIONSHIP – San Diego, California**

|                          | <u>GP</u> | <u>W</u> | <u>L</u> | <u>GF</u> | <u>GA</u> | <u>PTS</u> |
|--------------------------|-----------|----------|----------|-----------|-----------|------------|
| <b>POOL A</b>            |           |          |          |           |           |            |
| United States of America | 4         | 4        | 0        | 46        | 16        | 8          |
| Canada                   | 4         | 3        | 1        | 34        | 21        | 6          |
| Haudenosaunee Nationals  | 4         | 2        | 2        | 42        | 28        | 4          |
| Australia                | 4         | 1        | 3        | 20        | 36        | 2          |
| England                  | 4         | 0        | 4        | 14        | 55        | 0          |
| <b>POOL B</b>            |           |          |          |           |           |            |
| Japan                    | 4         | 4        | 0        | 70        | 6         | 8          |
| Wales                    | 4         | 3        | 1        | 32        | 30        | 6          |
| France                   | 4         | 2        | 2        | 34        | 31        | 4          |
| Denmark                  | 4         | 1        | 3        | 22        | 45        | 2          |
| Uganda                   | 4         | 0        | 4        | 11        | 57        | 0          |
| <b>POOL C</b>            |           |          |          |           |           |            |
| Israel                   | 4         | 4        | 0        | 44        | 17        | 8          |
| Puerto Rico              | 4         | 3        | 1        | 45        | 29        | 6          |
| Phillipines              | 4         | 2        | 2        | 31        | 24        | 4          |
| Czech Republic           | 4         | 1        | 3        | 26        | 46        | 2          |
| Sweden                   | 4         | 0        | 4        | 17        | 47        | 0          |
| <b>POOL D</b>            |           |          |          |           |           |            |
| Jamaica                  | 4         | 4        | 0        | 31        | 18        | 8          |
| Germany                  | 4         | 3        | 1        | 39        | 23        | 6          |
| Poland                   | 4         | 2        | 2        | 32        | 28        | 4          |
| New Zealand              | 4         | 1        | 3        | 31        | 36        | 2          |
| Switzerland              | 4         | 0        | 4        | 19        | 47        | 0          |
| <b>POOL E</b>            |           |          |          |           |           |            |
| Italy                    | 4         | 4        | 0        | 60        | 23        | 8          |
| Hong Kong                | 4         | 3        | 1        | 37        | 33        | 6          |
| Scotland                 | 4         | 2        | 2        | 33        | 36        | 4          |
| Mexico                   | 4         | 1        | 3        | 39        | 41        | 2          |
| Austria                  | 4         | 0        | 4        | 19        | 55        | 0          |
| <b>POOL F</b>            |           |          |          |           |           |            |
| Republic of Ireland      | 4         | 4        | 0        | 48        | 24        | 8          |
| Netherlands              | 4         | 3        | 1        | 30        | 23        | 6          |
| Latvia                   | 4         | 2        | 2        | 22        | 22        | 4          |
| Peru                     | 4         | 1        | 3        | 39        | 34        | 2          |
| Republic of Korea        | 4         | 0        | 4        | 14        | 50        | 0          |

PLACEMENT – FIRST ROUND

New Zealand defeated Uganda 15-2

Sweden defeated Switzerland 11-6

Czech Republic defeated Austria 9-8

Republic of Korea defeated Denmark 7-6

PLACEMENT – SECOND ROUND

Sweden defeated New Zealand 12-11

Czech Republic defeated Republic of Korea 10-4

Switzerland defeated Uganda 13-1

Austria defeated Denmark 11-5

29TH PLACE

Denmark defeated Uganda 7-5

27TH PLACE

Switzerland defeated Austria 7-4

25TH PLACE

New Zealand defeated Republic of Korea 10-8

23RD PLACE

Czech Republic defeated Sweden 8-7 OT

PLACEMENT – FIRST ROUND

Mexico defeated Wales 7-6 OT

France defeated Latvia 8-5

Scotland defeated Poland 9-8 2OT

Phillipines defeated Peru 13-4

PLACEMENT – SECOND ROUND

Phillipines defeated Scotland 11-4

Mexico defeated France 10-8

Wales defeated Latvia 8-5

Poland defeated Peru 10-8

21ST PLACE

Latvia defeated Peru 13-7

19TH PLACE

Wales defeated Poland 7-5

17TH PLACE

Scotland defeated France 6-5

15TH PLACE

Phillipines defeated Mexico 8-6

PLAYOFFS – FIRST ROUND

Israel defeated Republic of Ireland 6-5

England defeated Puerto Rico 7-6 OT

Australia defeated Netherlands 18-7

Jamaica defeated Italy 7-6

Japan defeated Germany 9-4

Haudenosaunee Nationals defeated Hong Kong 13-3

PLACEMENT – FIRST ROUND

Germany defeated Hong Kong 10-6

Puerto Rico defeated Netherlands 12-2

PLACEMENT – SECOND ROUND

Puerto Rico defeated Republic of Ireland 7-6

Italy defeated Germany 14-5

13TH PLACE

Hong Kong defeated Netherlands 10-7

11TH PLACE

Germany defeated Republic of Ireland 8-7 OT

9TH PLACE

Italy defeated Puerto Rico 10-9

QUARTER-FINALS

United States of America defeated Israel 19-3

Australia defeated England 10-5

Canada defeated Jamaica 20-1

Haudenosaunee Nationals defeated Japan 10-5

7TH PLACE

Israel defeated Jamaica 8-7 OT

5TH PLACE

Japan defeated England 8-4

SEMI-FINALS

United States of America defeated Australia 11-2

Canada defeated Haudenosaunee Nationals 12-7

BRONZE – 3RD PLACE

Haudenosaunee Nationals defeated Australia 11-6

CHAMPIONSHIP

United States of America defeated Canada 10-7

**SUMMER OLYMPIC GAMES – FIELD LACROSSE**

|      | <u>Gold Medal Champion</u>         | <u>Silver Medal Finalist</u> | <u>Venue</u>            |
|------|------------------------------------|------------------------------|-------------------------|
| 1904 | <b>Winnipeg Shamrocks (Canada)</b> | St. Louis AAA (USA)          | <i>St. Louis</i>        |
| 1908 | <b>Canada</b>                      | Great Britain                | <i>London [England]</i> |

**JOSEPH LALLY TROPHY – WORLD AMATEUR LACROSSE CHAMPIONS**

|      | <u>Champion</u>                 | <u>Finalist</u>          |                    |
|------|---------------------------------|--------------------------|--------------------|
| 1930 | <b>Canada</b>                   | United States of America | <i>Toronto</i>     |
| 1931 | <b>United States of America</b> | Canada                   | <i>Baltimore</i>   |
| 1932 | <b>United States of America</b> | Canada                   | <i>Los Angeles</i> |
| 1935 | <b>Canada</b>                   | United States of America | <i>Vancouver</i>   |
| 1936 | <b>Canada</b>                   | United States of America | <i>Vancouver</i>   |
| 1967 | <b>United States of America</b> | Australia                | <i>Toronto</i>     |

**LAURIE TURNBULL TROPHY – INTERNATIONAL LACROSSE WORLD CHAMPIONS**

|      | <u>Champion</u>                 | <u>Finalist</u>          | <u>Venue</u>                |
|------|---------------------------------|--------------------------|-----------------------------|
| 1974 | <b>United States of America</b> | Australia                | <i>Melbourne</i>            |
| 1978 | <b>Canada</b>                   | United States of America | <i>Manchester/Stockport</i> |
| 1982 | <b>United States of America</b> | Australia                | <i>Baltimore</i>            |
| 1986 | <b>United States of America</b> | Canada                   | <i>Toronto</i>              |
| 1990 | <b>United States of America</b> | Canada                   | <i>Perth</i>                |
| 1994 | <b>United States of America</b> | Australia                | <i>Manchester</i>           |
| 1998 | <b>United States of America</b> | Canada                   | <i>Baltimore</i>            |
| 2002 | <b>United States of America</b> | Canada                   | <i>Perth</i>                |
| 2006 | <b>Canada</b>                   | United States of America | <i>London [Ontario]</i>     |
| 2010 | <b>United States of America</b> | Canada                   | <i>Manchester</i>           |
| 2014 | <b>Canada</b>                   | United States of America | <i>Denver</i>               |
| 2018 | <b>United States of America</b> | Canada                   | <i>Netanya</i>              |
| 2023 | <b>United States of America</b> | Canada                   | <i>San Diego</i>            |



**WORLD LACROSSE CHAMPIONSHIP – OVERALL FIELD TEAM RECORDS 1967-2023**

|                                 | <u>WLC</u> | <u>CHP</u> | <u>GP</u> | <u>W</u> | <u>L</u> | <u>T</u> | <u>GF</u> | <u>GA</u> | <u>PCT</u> |
|---------------------------------|------------|------------|-----------|----------|----------|----------|-----------|-----------|------------|
| United States of America        | 14         | 11         | 79        | 74       | 5        | 0        | 1458      | 637       | .937       |
| Canada                          | 14         | 3          | 81        | 57       | 24       | 0        | 1242      | 893       | .704       |
| Australia                       | 14         | 0          | 83        | 39       | 44       | 0        | 1081      | 1051      | .470       |
| Germany                         | 7          | 0          | 48        | 28       | 20       |          | 511       | 509       | .583       |
| Japan                           | 8          | 0          | 57        | 28       | 29       | 0        | 616       | 689       | .491       |
| Republic of Ireland             | 6          | 0          | 38        | 27       | 11       |          | 547       | 322       | .711       |
| Haudenosaunee (Iroquois)        | 9          | 0          | 62        | 26       | 36       | 0        | 664       | 792       | .419       |
| Czech Republic                  | 7          | 0          | 45        | 25       | 20       |          | 511       | 388       | .556       |
| Scotland                        | 7          | 0          | 47        | 25       | 22       |          | 558       | 522       | .532       |
| Wales                           | 7          | 0          | 46        | 24       | 22       |          | 504       | 447       | .522       |
| England                         | 14         | 0          | 81        | 23       | 58       | 0        | 788       | 1185      | .284       |
| Italy                           | 5          | 0          | 32        | 20       | 12       |          | 416       | 351       | .625       |
| Finland                         | 4          | 0          | 25        | 19       | 6        |          | 339       | 237       | .760       |
| Sweden                          | 6          | 0          | 34        | 19       | 15       |          | 369       | 334       | .559       |
| New Zealand                     | 6          | 0          | 37        | 18       | 19       |          | 413       | 420       | .486       |
| Hong Kong                       | 6          | 0          | 38        | 18       | 20       |          | 360       | 455       | .474       |
| Latvia                          | 5          | 0          | 33        | 15       | 18       |          | 356       | 350       | .455       |
| Israel                          | 3          | 0          | 18        | 13       | 5        |          | 270       | 149       | .722       |
| Spain                           | 4          | 0          | 25        | 12       | 13       |          | 274       | 336       | .480       |
| Netherlands                     | 5          | 0          | 31        | 12       | 19       |          | 308       | 348       | .387       |
| Republic of Korea (South Korea) | 6          | 0          | 37        | 11       | 26       |          | 373       | 474       | .297       |
| Poland                          | 4          | 0          | 23        | 10       | 13       |          | 272       | 250       | .435       |
| Jamaica                         | 2          | 0          | 12        | 9        | 3        |          | 96        | 90        | .750       |
| Norway                          | 3          | 0          | 15        | 9        | 6        |          | 184       | 158       | .600       |
| France                          | 4          | 0          | 21        | 9        | 12       |          | 196       | 265       | .429       |
| Mexico                          | 4          | 0          | 21        | 9        | 12       |          | 200       | 260       | .429       |
| Switzerland                     | 4          | 0          | 23        | 9        | 14       |          | 196       | 238       | .391       |
| Denmark                         | 4          | 0          | 25        | 9        | 16       |          | 169       | 267       | .360       |
| Phillipines                     | 2          | 0          | 11        | 8        | 3        |          | 102       | 62        | .727       |
| Slovakia                        | 3          | 0          | 14        | 8        | 6        |          | 148       | 161       | .571       |
| Puerto Rico                     | 2          | 0          | 13        | 7        | 6        |          | 125       | 98        | .538       |
| Bermuda                         | 4          | 0          | 21        | 7        | 14       |          | 193       | 289       | .333       |
| Austria                         | 4          | 0          | 23        | 7        | 16       |          | 220       | 279       | .304       |
| People's Republic of China      | 2          | 0          | 10        | 4        | 6        |          | 134       | 178       | .400       |
| Greece                          | 1          | 0          | 5         | 3        | 2        |          | 51        | 49        | .600       |
| Republic of China (Taiwan)      | 1          | 0          | 5         | 3        | 2        |          | 37        | 50        | .600       |
| Belgium                         | 2          | 0          | 11        | 3        | 8        |          | 118       | 136       | .273       |
| Peru                            | 2          | 0          | 12        | 3        | 9        |          | 107       | 138       | .250       |
| Argentina                       | 3          | 0          | 15        | 3        | 12       |          | 125       | 233       | .200       |
| Thailand                        | 1          | 0          | 6         | 2        | 4        |          | 113       | 102       | .333       |
| Colombia                        | 2          | 0          | 8         | 2        | 6        |          | 69        | 135       | .250       |
| Russian Federation              | 2          | 0          | 11        | 2        | 9        |          | 104       | 186       | .182       |
| Turkey                          | 2          | 0          | 11        | 2        | 9        |          | 110       | 158       | .182       |
| Uganda                          | 3          | 0          | 18        | 2        | 16       |          | 106       | 269       | .111       |
| Croatia                         | 1          | 0          | 5         | 1        | 4        |          | 37        | 61        | .200       |
| Hungary                         | 1          | 0          | 5         | 1        | 4        |          | 34        | 67        | .200       |
| Costa Rica                      | 1          | 0          | 4         | 0        | 4        |          | 19        | 115       | .000       |
| Luxembourg                      | 1          | 0          | 5         | 0        | 5        |          | 27        | 67        | .000       |

## ARGENTINA

|      |           | <u>GP</u> | <u>W</u> | <u>L</u> |  | <u>GF</u> | <u>GA</u> | <u>PLACE</u> |
|------|-----------|-----------|----------|----------|--|-----------|-----------|--------------|
| 2010 | Argentina | 5         | 0        | 5        |  | 24        | 91        | 28th         |
| 2014 | Argentina | 5         | 0        | 5        |  | 50        | 92        | 36th         |
| 2018 | Argentina | 5         | 3        | 2        |  | 51        | 50        | 29th         |

## AUSTRALIA

|      |           | <u>GP</u> | <u>W</u> | <u>L</u> | <u>T</u> |  | <u>GF</u> | <u>GA</u> | <u>PLACE</u> |
|------|-----------|-----------|----------|----------|----------|--|-----------|-----------|--------------|
| 1967 | Australia | 3         | 2        | 1        | 0        |  | 40        | 44        | 3rd          |
| 1974 | Australia | 3         | 1        | 2        | 0        |  | 43        | 41        | 4th          |
| 1978 | Australia | 4         | 2        | 2        | 0        |  | 65        | 57        | 3rd          |
| 1982 | Australia | 4         | 2        | 2        | 0        |  | 73        | 61        | 2nd          |
| 1986 | Australia | 4         | 2        | 2        | 0        |  | 65        | 52        | 3rd          |
| 1990 | Australia | 5         | 3        | 2        | 0        |  | 89        | 68        | 3rd          |
| 1994 | Australia | 7         | 4        | 3        | 0        |  | 128       | 95        | 2nd          |
| 1998 | Australia | 5         | 2        | 3        |          |  | 54        | 55        | 3rd          |
| 2002 | Australia | 6         | 3        | 3        |          |  | 83        | 75        | 3rd          |
| 2006 | Australia | 11        | 6        | 5        |          |  | 165       | 100       | 3rd          |
| 2010 | Australia | 7         | 3        | 4        |          |  | 73        | 87        | 3rd          |
| 2014 | Australia | 8         | 3        | 5        |          |  | 79        | 152       | 4th          |
| 2018 | Australia | 8         | 3        | 5        |          |  | 68        | 94        | 4th          |
| 2023 | Australia | 8         | 3        | 5        |          |  | 56        | 70        | 4th          |

## AUSTRIA

|      |         | <u>GP</u> | <u>W</u> | <u>L</u> |  | <u>GF</u> | <u>GA</u> | <u>PLACE</u> |
|------|---------|-----------|----------|----------|--|-----------|-----------|--------------|
| 2010 | Austria | 5         | 3        | 2        |  | 40        | 53        | 21st         |
| 2014 | Austria | 6         | 2        | 4        |  | 97        | 95        | 28th         |
| 2018 | Austria | 5         | 1        | 4        |  | 41        | 55        | 24th         |
| 2023 | Austria | 7         | 1        | 6        |  | 42        | 76        | 28th         |

## BELGIUM

|      |         | <u>GP</u> | <u>W</u> | <u>L</u> |  | <u>GF</u> | <u>GA</u> | <u>PLACE</u> |
|------|---------|-----------|----------|----------|--|-----------|-----------|--------------|
| 2014 | Belgium | 6         | 2        | 4        |  | 78        | 77        | 27th         |
| 2018 | Belgium | 5         | 1        | 4        |  | 40        | 59        | 30th         |

## BERMUDA

|      |         | <u>GP</u> | <u>W</u> | <u>L</u> |  | <u>GF</u> | <u>GA</u> | <u>PLACE</u> |
|------|---------|-----------|----------|----------|--|-----------|-----------|--------------|
| 2006 | Bermuda | 6         | 0        | 6        |  | 33        | 86        | 21st         |
| 2010 | Bermuda | 5         | 2        | 3        |  | 33        | 54        | 18th         |
| 2014 | Bermuda | 5         | 2        | 3        |  | 85        | 112       | 24th         |
| 2018 | Bermuda | 5         | 3        | 2        |  | 42        | 37        | 37th         |

## CANADA

|             |               | <u>GP</u> | <u>W</u>  | <u>L</u> | <u>T</u> |  | <u>GF</u>  | <u>GA</u> | <u>PLACE</u> |
|-------------|---------------|-----------|-----------|----------|----------|--|------------|-----------|--------------|
| 1967        | Canada        | 3         | 1         | 2        | 0        |  | 28         | 44        | 3rd          |
| 1974        | Canada        | 3         | 1         | 2        | 0        |  | 44         | 59        | 3rd          |
| <b>1978</b> | <b>Canada</b> | <b>4</b>  | <b>3</b>  | <b>1</b> | <b>0</b> |  | <b>58</b>  | <b>72</b> | <b>1st</b>   |
| 1982        | Canada        | 4         | 2         | 2        | 0        |  | 70         | 74        | 3rd          |
| 1986        | Canada        | 4         | 2         | 2        | 0        |  | 52         | 65        | 2nd          |
| 1990        | Canada        | 5         | 3         | 2        | 0        |  | 103        | 90        | 2nd          |
| 1994        | Canada        | 7         | 5         | 2        | 0        |  | 143        | 91        | 3rd          |
| 1998        | Canada        | 6         | 4         | 2        |          |  | 94         | 66        | 2nd          |
| 2002        | Canada        | 6         | 4         | 2        |          |  | 86         | 75        | 2nd          |
| <b>2006</b> | <b>Canada</b> | <b>11</b> | <b>10</b> | <b>1</b> |          |  | <b>187</b> | <b>82</b> | <b>1st</b>   |
| 2010        | Canada        | 7         | 6         | 1        |          |  | 111        | 46        | 2nd          |
| <b>2014</b> | <b>Canada</b> | <b>7</b>  | <b>6</b>  | <b>1</b> |          |  | <b>103</b> | <b>45</b> | <b>1st</b>   |
| 2018        | Canada        | 7         | 5         | 2        |          |  | 90         | 45        | 2nd          |
| 2023        | Canada        | 7         | 5         | 2        |          |  | 73         | 39        | 2nd          |

**PEOPLE'S REPUBLIC OF CHINA**

|      |                            | <u>GP</u> | <u>W</u> | <u>L</u> |  | <u>GF</u> | <u>GA</u> | <u>PLACE</u> |
|------|----------------------------|-----------|----------|----------|--|-----------|-----------|--------------|
| 2014 | People's Republic of China | 5         | 2        | 3        |  | 91        | 122       | 33rd         |
| 2018 | People's Republic of China | 5         | 2        | 3        |  | 43        | 56        | 42nd         |

**REPUBLIC OF CHINA (TAIWAN)**

|      |                   | <u>GP</u> | <u>W</u> | <u>L</u> |  | <u>GF</u> | <u>GA</u> | <u>PLACE</u> |
|------|-------------------|-----------|----------|----------|--|-----------|-----------|--------------|
| 2018 | Republic of China | 5         | 3        | 2        |  | 37        | 50        | 41st         |

**COLOMBIA**

|      |          | <u>GP</u> | <u>W</u> | <u>L</u> |  | <u>GF</u> | <u>GA</u> | <u>PLACE</u> |
|------|----------|-----------|----------|----------|--|-----------|-----------|--------------|
| 2014 | Colombia | 4         | 1        | 3        |  | 39        | 78        | 37th         |
| 2018 | Colombia | 4         | 1        | 3        |  | 30        | 57        | 45th         |

**COSTA RICA**

|      |            | <u>GP</u> | <u>W</u> | <u>L</u> |  | <u>GF</u> | <u>GA</u> | <u>PLACE</u> |
|------|------------|-----------|----------|----------|--|-----------|-----------|--------------|
| 2014 | Costa Rica | 4         | 0        | 4        |  | 19        | 115       | 38th         |

**CROATIA**

|      |         | <u>GP</u> | <u>W</u> | <u>L</u> |  | <u>GF</u> | <u>GA</u> | <u>PLACE</u> |
|------|---------|-----------|----------|----------|--|-----------|-----------|--------------|
| 2018 | Croatia | 5         | 1        | 4        |  | 37        | 61        | 43rd         |

**CZECH REPUBLIC**

|      |                | <u>GP</u> | <u>W</u> | <u>L</u> |  | <u>GF</u> | <u>GA</u> | <u>PLACE</u> |
|------|----------------|-----------|----------|----------|--|-----------|-----------|--------------|
| 1998 | Czech Republic | 6         | 2        | 4        |  | 53        | 60        | 9th          |
| 2002 | Czech Republic | 7         | 2        | 5        |  | 60        | 64        | 10th         |
| 2006 | Czech Republic | 10        | 5        | 5        |  | 133       | 75        | 15th         |
| 2010 | Czech Republic | 5         | 5        | 0        |  | 81        | 21        | 13th         |
| 2014 | Czech Republic | 5         | 4        | 1        |  | 84        | 59        | 14th         |
| 2018 | Czech Republic | 5         | 3        | 2        |  | 47        | 44        | 26th         |
| 2023 | Czech Republic | 7         | 4        | 3        |  | 53        | 65        | 23rd         |

**DENMARK**

|      |         | <u>GP</u> | <u>W</u> | <u>L</u> |  | <u>GF</u> | <u>GA</u> | <u>PLACE</u> |
|------|---------|-----------|----------|----------|--|-----------|-----------|--------------|
| 2006 | Denmark | 9         | 4        | 5        |  | 60        | 102       | 16th         |
| 2010 | Denmark | 5         | 1        | 4        |  | 34        | 59        | 26th         |
| 2018 | Denmark | 4         | 2        | 2        |  | 35        | 38        | 34th         |
| 2023 | Denmark | 7         | 2        | 5        |  | 40        | 68        | 29th         |

**ENGLAND**

|      |         | <u>GP</u> | <u>W</u> | <u>L</u> | <u>T</u> |  | <u>GF</u> | <u>GA</u> | <u>PLACE</u> |
|------|---------|-----------|----------|----------|----------|--|-----------|-----------|--------------|
| 1967 | England | 3         | 0        | 3        | 0        |  | 25        | 33        | 4th          |
| 1974 | England | 3         | 1        | 2        | 0        |  | 32        | 50        | 2nd          |
| 1978 | England | 4         | 0        | 4        | 0        |  | 45        | 68        | 4th          |
| 1982 | England | 4         | 0        | 4        | 0        |  | 41        | 99        | 4th          |
| 1986 | England | 4         | 0        | 4        | 0        |  | 37        | 86        | 4th          |
| 1990 | England | 5         | 1        | 4        | 0        |  | 49        | 103       | 4th          |
| 1994 | England | 7         | 2        | 5        | 0        |  | 76        | 120       | 4th          |
| 1998 | England | 5         | 1        | 4        |          |  | 45        | 61        | 5th          |
| 2002 | England | 6         | 1        | 5        |          |  | 57        | 90        | 6th          |
| 2006 | England | 10        | 5        | 5        |          |  | 98        | 101       | 5th          |
| 2010 | England | 7         | 4        | 3        |          |  | 81        | 77        | 5th          |
| 2014 | England | 8         | 3        | 5        |          |  | 107       | 131       | 5th          |
| 2018 | England | 8         | 4        | 4        |          |  | 65        | 87        | 5th          |
| 2023 | England | 7         | 1        | 6        |          |  | 30        | 79        | 6th          |

**FINLAND**

|      |         | <u>GP</u> | <u>W</u> | <u>L</u> | <u>GF</u> | <u>GA</u> | <u>PLACE</u> |
|------|---------|-----------|----------|----------|-----------|-----------|--------------|
| 2006 | Finland | 10        | 8        | 2        | 99        | 109       | 9th          |
| 2010 | Finland | 5         | 3        | 2        | 58        | 45        | 12th         |
| 2014 | Finland | 6         | 5        | 1        | 128       | 61        | 13th         |
| 2018 | Finland | 4         | 3        | 1        | 54        | 22        | 15th         |

**FRANCE**

|      |        | <u>GP</u> | <u>W</u> | <u>L</u> | <u>GF</u> | <u>GA</u> | <u>PLACE</u> |
|------|--------|-----------|----------|----------|-----------|-----------|--------------|
| 2010 | France | 5         | 1        | 4        | 28        | 70        | 27th         |
| 2014 | France | 5         | 2        | 3        | 69        | 107       | 31st         |
| 2018 | France | 4         | 3        | 1        | 44        | 36        | 33rd         |
| 2023 | France | 7         | 3        | 4        | 55        | 52        | 18th         |

**GERMANY**

|      |         | <u>GP</u> | <u>W</u> | <u>L</u> | <u>GF</u> | <u>GA</u> | <u>PLACE</u> |
|------|---------|-----------|----------|----------|-----------|-----------|--------------|
| 1998 | Germany | 6         | 5        | 1        | 64        | 54        | 6th          |
| 2002 | Germany | 7         | 4        | 3        | 74        | 65        | 8th          |
| 2006 | Germany | 10        | 4        | 6        | 93        | 113       | 8th          |
| 2010 | Germany | 7         | 1        | 6        | 47        | 109       | 6th          |
| 2014 | Germany | 6         | 5        | 1        | 111       | 90        | 9th          |
| 2018 | Germany | 4         | 4        | 0        | 56        | 19        | 9th          |
| 2023 | Germany | 8         | 5        | 3        | 66        | 59        | 11th         |

**GREECE**

|      |        | <u>GP</u> | <u>W</u> | <u>L</u> | <u>GF</u> | <u>GA</u> | <u>PLACE</u> |
|------|--------|-----------|----------|----------|-----------|-----------|--------------|
| 2018 | Greece | 5         | 3        | 2        | 51        | 49        | 19th         |

**HONG KONG**

|      |           | <u>GP</u> | <u>W</u> | <u>L</u> | <u>GF</u> | <u>GA</u> | <u>PLACE</u> |
|------|-----------|-----------|----------|----------|-----------|-----------|--------------|
| 2002 | Hong Kong | 6         | 2        | 4        | 26        | 68        | 14th         |
| 2006 | Hong Kong | 8         | 0        | 8        | 35        | 116       | 20th         |
| 2010 | Hong Kong | 5         | 3        | 2        | 48        | 41        | 22nd         |
| 2014 | Hong Kong | 6         | 4        | 2        | 111       | 139       | 21st         |
| 2018 | Hong Kong | 6         | 5        | 1        | 84        | 28        | 27th         |
| 2023 | Hong Kong | 7         | 4        | 3        | 56        | 63        | 13th         |

**HUNGARY**

|      |         | <u>GP</u> | <u>W</u> | <u>L</u> | <u>GF</u> | <u>GA</u> | <u>PLACE</u> |
|------|---------|-----------|----------|----------|-----------|-----------|--------------|
| 2018 | Hungary | 5         | 1        | 4        | 34        | 67        | 28th         |

**REPUBLIC OF IRELAND**

|      |                     | <u>GP</u> | <u>W</u> | <u>L</u> | <u>GF</u> | <u>GA</u> | <u>PLACE</u> |
|------|---------------------|-----------|----------|----------|-----------|-----------|--------------|
| 2002 | Republic of Ireland | 5         | 5        | 0        | 80        | 12        | 13th         |
| 2006 | Republic of Ireland | 10        | 6        | 4        | 116       | 99        | 7th          |
| 2010 | Republic of Ireland | 5         | 5        | 0        | 92        | 34        | 9th          |
| 2014 | Republic of Ireland | 6         | 5        | 1        | 136       | 87        | 10th         |
| 2018 | Republic of Ireland | 5         | 2        | 3        | 57        | 45        | 12th         |
| 2023 | Republic of Ireland | 7         | 4        | 3        | 66        | 45        | 12th         |

**IROQUOIS NATIONALS / HAUSENOSAUNEE NATIONALS**

|      |                         | <u>GP</u> | <u>W</u> | <u>L</u> | <u>T</u> | <u>GF</u> | <u>GA</u> | <u>PLACE</u> |
|------|-------------------------|-----------|----------|----------|----------|-----------|-----------|--------------|
| 1990 | Iroquois Nationals      | 4         | 0        | 4        | 0        | 45        | 82        | 5th          |
| 1994 | Iroquois Nationals      | 6         | 2        | 4        | 0        | 74        | 106       | 5th          |
| 1998 | Iroquois Nationals      | 6         | 2        | 4        |          | 51        | 98        | 4th          |
| 2002 | Iroquois Nationals      | 7         | 2        | 5        |          | 74        | 114       | 4th          |
| 2006 | Iroquois Nationals      | 11        | 5        | 6        |          | 115       | 150       | 4th          |
| 2010 | Iroquois Nationals      | 4         | 0        | 4        |          | 0         | 4         | –            |
| 2014 | Iroquois Nationals      | 8         | 5        | 3        |          | 128       | 100       | 3rd          |
| 2018 | Iroquois Nationals      | 8         | 5        | 3        |          | 94        | 84        | 3rd          |
| 2023 | Haudenosaunee Nationals | 8         | 5        | 3        |          | 83        | 54        | 3rd          |

**ISRAEL**

|      |        | <u>GP</u> | <u>W</u> | <u>L</u> |  | <u>GF</u> | <u>GA</u> | <u>PLACE</u> |
|------|--------|-----------|----------|----------|--|-----------|-----------|--------------|
| 2014 | Israel | 6         | 4        | 2        |  | 152       | 76        | 7th          |
| 2018 | Israel | 5         | 3        | 2        |  | 57        | 25        | 7th          |
| 2023 | Israel | 7         | 6        | 1        |  | 61        | 48        | 7th          |

**ITALY**

|      |       | <u>GP</u> | <u>W</u> | <u>L</u> |  | <u>GF</u> | <u>GA</u> | <u>PLACE</u> |
|------|-------|-----------|----------|----------|--|-----------|-----------|--------------|
| 2006 | Italy | 10        | 6        | 4        |  | 126       | 83        | 10th         |
| 2010 | Italy | 5         | 2        | 3        |  | 35        | 54        | 19th         |
| 2014 | Italy | 6         | 4        | 2        |  | 129       | 124       | 18th         |
| 2018 | Italy | 4         | 2        | 2        |  | 36        | 46        | 16th         |
| 2023 | Italy | 7         | 6        | 1        |  | 90        | 44        | 9th          |

**JAMAICA**

|      |         | <u>GP</u> | <u>W</u> | <u>L</u> |  | <u>GF</u> | <u>GA</u> | <u>PLACE</u> |
|------|---------|-----------|----------|----------|--|-----------|-----------|--------------|
| 2018 | Jamaica | 5         | 4        | 1        |  | 50        | 38        | 13th         |
| 2023 | Jamaica | 7         | 5        | 2        |  | 46        | 52        | 8th          |

**JAPAN**

|      |       | <u>GP</u> | <u>W</u> | <u>L</u> | <u>T</u> | <u>GF</u> | <u>GA</u> | <u>PLACE</u> |
|------|-------|-----------|----------|----------|----------|-----------|-----------|--------------|
| 1994 | Japan | 6         | 0        | 6        | 0        | 31        | 147       | 6th          |
| 1998 | Japan | 7         | 5        | 2        |          | 70        | 36        | 8th          |
| 2002 | Japan | 8         | 7        | 1        |          | 112       | 68        | 5th          |
| 2006 | Japan | 9         | 2        | 7        |          | 65        | 121       | 6th          |
| 2010 | Japan | 7         | 2        | 5        |          | 61        | 103       | 4th          |
| 2014 | Japan | 8         | 2        | 6        |          | 113       | 157       | 8th          |
| 2018 | Japan | 5         | 4        | 1        |          | 72        | 33        | 6th          |
| 2023 | Japan | 7         | 6        | 1        |          | 92        | 24        | 5th          |

**REPUBLIC OF KOREA (SOUTH KOREA)**

|      |                   | <u>GP</u> | <u>W</u> | <u>L</u> |  | <u>GF</u> | <u>GA</u> | <u>PLACE</u> |
|------|-------------------|-----------|----------|----------|--|-----------|-----------|--------------|
| 2002 | Republic of Korea | 7         | 4        | 3        |  | 96        | 69        | 11th         |
| 2006 | Republic of Korea | 8         | 1        | 7        |  | 64        | 111       | 18th         |
| 2010 | Republic of Korea | 5         | 2        | 3        |  | 43        | 53        | 25th         |
| 2014 | Republic of Korea | 5         | 1        | 4        |  | 95        | 114       | 35th         |
| 2018 | Republic of Korea | 5         | 2        | 3        |  | 42        | 51        | 35th         |
| 2023 | Republic of Korea | 7         | 1        | 6        |  | 33        | 76        | 26th         |

**LATVIA**

|      |        | <u>GP</u> | <u>W</u> | <u>L</u> |  | <u>GF</u> | <u>GA</u> | <u>PLACE</u> |
|------|--------|-----------|----------|----------|--|-----------|-----------|--------------|
| 2006 | Latvia | 10        | 5        | 5        |  | 52        | 86        | 14th         |
| 2010 | Latvia | 5         | 1        | 4        |  | 40        | 58        | 20th         |
| 2014 | Latvia | 6         | 3        | 3        |  | 164       | 113       | 19th         |
| 2018 | Latvia | 5         | 3        | 2        |  | 55        | 48        | 18th         |
| 2023 | Latvia | 7         | 3        | 4        |  | 45        | 45        | 21st         |

**LUXEMBOURG**

|      |            | <u>GP</u> | <u>W</u> | <u>L</u> | <u>GF</u> | <u>GA</u> | <u>PLACE</u> |
|------|------------|-----------|----------|----------|-----------|-----------|--------------|
| 2018 | Luxembourg | 5         | 0        | 5        | 27        | 67        | 46th         |

**MEXICO**

|      |        | <u>GP</u> | <u>W</u> | <u>L</u> | <u>GF</u> | <u>GA</u> | <u>PLACE</u> |
|------|--------|-----------|----------|----------|-----------|-----------|--------------|
| 2010 | Mexico | 4         | 1        | 3        | 7         | 53        | 29th         |
| 2014 | Mexico | 5         | 3        | 2        | 74        | 98        | 23rd         |
| 2018 | Mexico | 5         | 2        | 3        | 57        | 46        | 38th         |
| 2023 | Mexico | 7         | 3        | 4        | 62        | 63        | 16th         |

**NETHERLANDS**

|      |             | <u>GP</u> | <u>W</u> | <u>L</u> | <u>GF</u> | <u>GA</u> | <u>PLACE</u> |
|------|-------------|-----------|----------|----------|-----------|-----------|--------------|
| 2006 | Netherlands | 10        | 4        | 6        | 87        | 100       | 12th         |
| 2010 | Netherlands | 5         | 2        | 3        | 66        | 43        | 8th          |
| 2014 | Netherlands | 5         | 2        | 3        | 84        | 93        | 16th         |
| 2018 | Netherlands | 4         | 1        | 3        | 25        | 49        | 22nd         |
| 2023 | Netherlands | 7         | 3        | 4        | 46        | 63        | 14th         |

**NEW ZEALAND**

|      |             | <u>GP</u> | <u>W</u> | <u>L</u> | <u>GF</u> | <u>GA</u> | <u>PLACE</u> |
|------|-------------|-----------|----------|----------|-----------|-----------|--------------|
| 2002 | New Zealand | 6         | 1        | 5        | 26        | 84        | 15th         |
| 2006 | New Zealand | 8         | 4        | 4        | 74        | 88        | 19th         |
| 2010 | New Zealand | 5         | 3        | 2        | 68        | 44        | 15th         |
| 2014 | New Zealand | 6         | 3        | 3        | 122       | 112       | 12th         |
| 2018 | New Zealand | 5         | 4        | 1        | 56        | 34        | 21st         |
| 2023 | New Zealand | 7         | 3        | 4        | 67        | 58        | 25th         |

**NORWAY**

|      |        | <u>GP</u> | <u>W</u> | <u>L</u> | <u>GF</u> | <u>GA</u> | <u>PLACE</u> |
|------|--------|-----------|----------|----------|-----------|-----------|--------------|
| 2010 | Norway | 5         | 1        | 4        | 21        | 33        | 24th         |
| 2014 | Norway | 5         | 4        | 1        | 113       | 76        | 25th         |
| 2018 | Norway | 5         | 4        | 1        | 50        | 49        | 17th         |

**PERU**

|      |      | <u>GP</u> | <u>W</u> | <u>L</u> | <u>GF</u> | <u>GA</u> | <u>PLACE</u> |
|------|------|-----------|----------|----------|-----------|-----------|--------------|
| 2018 | Peru | 5         | 2        | 3        | 49        | 68        | 39th         |
| 2023 | Peru | 7         | 1        | 6        | 58        | 70        | 22nd         |

**PHILIPPINES**

|      |             | <u>GP</u> | <u>W</u> | <u>L</u> | <u>GF</u> | <u>GA</u> | <u>PLACE</u> |
|------|-------------|-----------|----------|----------|-----------|-----------|--------------|
| 2018 | Philippines | 4         | 3        | 1        | 39        | 24        | 10th         |
| 2023 | Philippines | 7         | 5        | 2        | 63        | 38        | 15th         |

**POLAND**

|      |        | <u>GP</u> | <u>W</u> | <u>L</u> | <u>GF</u> | <u>GA</u> | <u>PLACE</u> |
|------|--------|-----------|----------|----------|-----------|-----------|--------------|
| 2010 | Poland | 5         | 3        | 2        | 60        | 51        | 14th         |
| 2014 | Poland | 5         | 2        | 3        | 99        | 91        | 20th         |
| 2018 | Poland | 6         | 2        | 4        | 58        | 56        | 32nd         |
| 2023 | Poland | 7         | 3        | 4        | 55        | 52        | 20th         |

**PUERTO RICO**

|      |             | <u>GP</u> | <u>W</u> | <u>L</u> | <u>GF</u> | <u>GA</u> | <u>PLACE</u> |
|------|-------------|-----------|----------|----------|-----------|-----------|--------------|
| 2018 | Puerto Rico | 5         | 2        | 3        | 46        | 44        | 8th          |
| 2023 | Puerto Rico | 8         | 5        | 3        | 79        | 54        | 10th         |

**RUSSIAN FEDERATION**

|      |                    | <u>GP</u> | <u>W</u> | <u>L</u> | <u>GF</u> | <u>GA</u> | <u>PLACE</u> |
|------|--------------------|-----------|----------|----------|-----------|-----------|--------------|
| 2014 | Russian Federation | 6         | 1        | 5        | 62        | 112       | 32nd         |
| 2018 | Russian Federation | 5         | 1        | 4        | 42        | 74        | 36th         |

**SCOTLAND**

|      |          | <u>GP</u> | <u>W</u> | <u>L</u> | <u>GF</u> | <u>GA</u> | <u>PLACE</u> |
|------|----------|-----------|----------|----------|-----------|-----------|--------------|
| 1998 | Scotland | 6         | 3        | 3        | 65        | 65        | 7th          |
| 2002 | Scotland | 7         | 4        | 3        | 69        | 72        | 7th          |
| 2006 | Scotland | 8         | 5        | 3        | 94        | 60        | 11th         |
| 2010 | Scotland | 5         | 4        | 1        | 77        | 47        | 7th          |
| 2014 | Scotland | 6         | 4        | 2        | 148       | 102       | 6th          |
| 2018 | Scotland | 8         | 1        | 7        | 53        | 116       | 11th         |
| 2023 | Scotland | 7         | 4        | 3        | 52        | 60        | 17th         |

**SLOVAKIA**

|      |          | <u>GP</u> | <u>W</u> | <u>L</u> | <u>GF</u> | <u>GA</u> | <u>PLACE</u> |
|------|----------|-----------|----------|----------|-----------|-----------|--------------|
| 2010 | Slovakia | 5         | 4        | 1        | 43        | 44        | 17th         |
| 2014 | Slovakia | 5         | 2        | 3        | 66        | 87        | 26th         |
| 2018 | Slovakia | 4         | 2        | 2        | 39        | 30        | 23rd         |

**SPAIN**

|      |       | <u>GP</u> | <u>W</u> | <u>L</u> | <u>GF</u> | <u>GA</u> | <u>PLACE</u> |
|------|-------|-----------|----------|----------|-----------|-----------|--------------|
| 2006 | Spain | 10        | 5        | 5        | 120       | 129       | 17th         |
| 2010 | Spain | 5         | 3        | 2        | 44        | 60        | 16th         |
| 2014 | Spain | 5         | 2        | 3        | 64        | 100       | 30th         |
| 2018 | Spain | 5         | 2        | 3        | 46        | 47        | 31st         |

**SWEDEN**

|      |        | <u>GP</u> | <u>W</u> | <u>L</u> | <u>GF</u> | <u>GA</u> | <u>PLACE</u> |
|------|--------|-----------|----------|----------|-----------|-----------|--------------|
| 1998 | Sweden | 5         | 2        | 3        | 36        | 50        | 10th         |
| 2002 | Sweden | 6         | 3        | 3        | 44        | 62        | 9th          |
| 2010 | Sweden | 5         | 3        | 2        | 59        | 34        | 10th         |
| 2014 | Sweden | 6         | 4        | 2        | 120       | 86        | 11th         |
| 2018 | Sweden | 5         | 5        | 0        | 63        | 30        | 25th         |
| 2023 | Sweden | 7         | 2        | 5        | 47        | 72        | 24th         |

**SWITZERLAND**

|      |             | <u>GP</u> | <u>W</u> | <u>L</u> | <u>GF</u> | <u>GA</u> | <u>PLACE</u> |
|------|-------------|-----------|----------|----------|-----------|-----------|--------------|
| 2010 | Switzerland | 5         | 2        | 3        | 27        | 47        | 23rd         |
| 2014 | Switzerland | 6         | 3        | 3        | 80        | 94        | 15th         |
| 2018 | Switzerland | 5         | 2        | 3        | 44        | 34        | 20th         |
| 2023 | Switzerland | 7         | 2        | 5        | 45        | 63        | 27th         |

**THAILAND**

|      |          | <u>GP</u> | <u>W</u> | <u>L</u> | <u>GF</u> | <u>GA</u> | <u>PLACE</u> |
|------|----------|-----------|----------|----------|-----------|-----------|--------------|
| 2014 | Thailand | 6         | 2        | 4        | 113       | 102       | 29th         |

**TURKEY**

|      |        | <u>GP</u> | <u>W</u> | <u>L</u> | <u>GF</u> | <u>GA</u> | <u>PLACE</u> |
|------|--------|-----------|----------|----------|-----------|-----------|--------------|
| 2014 | Turkey | 6         | 2        | 4        | 66        | 80        | 22nd         |
| 2018 | Turkey | 5         | 0        | 5        | 44        | 78        | 44th         |

**UGANDA**

|      |        | <u>GP</u> | <u>W</u> | <u>L</u> |  | <u>GF</u> | <u>GA</u> | <u>PLACE</u> |
|------|--------|-----------|----------|----------|--|-----------|-----------|--------------|
| 2014 | Uganda | 5         | 1        | 4        |  | 58        | 97        | 34th         |
| 2018 | Uganda | 6         | 1        | 5        |  | 29        | 80        | 40th         |
| 2023 | Uganda | 7         | 0        | 7        |  | 19        | 92        | 30th         |

**UNITED STATES OF AMERICA**

|             |                                 | <u>GP</u> | <u>W</u> | <u>L</u> | <u>T</u> |  | <u>GF</u>  | <u>GA</u> | <u>PLACE</u> |
|-------------|---------------------------------|-----------|----------|----------|----------|--|------------|-----------|--------------|
| <b>1967</b> | <b>United States of America</b> | <b>3</b>  | <b>3</b> | <b>0</b> | <b>0</b> |  | <b>54</b>  | <b>26</b> | <b>1st</b>   |
| <b>1974</b> | <b>United States of America</b> | <b>3</b>  | <b>3</b> | <b>0</b> | <b>0</b> |  | <b>70</b>  | <b>39</b> | <b>1st</b>   |
| 1978        | United States of America        | 4         | 3        | 1        | 0        |  | 78         | 49        | 2nd          |
| <b>1982</b> | <b>United States of America</b> | <b>4</b>  | <b>4</b> | <b>0</b> | <b>0</b> |  | <b>94</b>  | <b>44</b> | <b>1st</b>   |
| <b>1986</b> | <b>United States of America</b> | <b>4</b>  | <b>4</b> | <b>0</b> | <b>0</b> |  | <b>89</b>  | <b>40</b> | <b>1st</b>   |
| <b>1990</b> | <b>United States of America</b> | <b>5</b>  | <b>5</b> | <b>0</b> | <b>0</b> |  | <b>112</b> | <b>55</b> | <b>1st</b>   |
| <b>1994</b> | <b>United States of America</b> | <b>7</b>  | <b>7</b> | <b>0</b> | <b>0</b> |  | <b>151</b> | <b>44</b> | <b>1st</b>   |
| <b>1998</b> | <b>United States of America</b> | <b>6</b>  | <b>6</b> | <b>0</b> |          |  | <b>102</b> | <b>56</b> | <b>1st</b>   |
| <b>2002</b> | <b>United States of America</b> | <b>6</b>  | <b>6</b> | <b>0</b> |          |  | <b>115</b> | <b>48</b> | <b>1st</b>   |
| 2006        | United States of America        | 9         | 7        | 2        |          |  | 146        | 90        | 3rd          |
| <b>2010</b> | <b>United States of America</b> | <b>7</b>  | <b>6</b> | <b>1</b> |          |  | <b>120</b> | <b>44</b> | <b>1st</b>   |
| 2014        | United States of America        | 7         | 6        | 1        |          |  | 134        | 37        | 2nd          |
| <b>2018</b> | <b>United States of America</b> | <b>7</b>  | <b>7</b> | <b>0</b> |          |  | <b>107</b> | <b>37</b> | <b>1st</b>   |
| <b>2023</b> | <b>United States of America</b> | <b>7</b>  | <b>7</b> | <b>0</b> |          |  | <b>86</b>  | <b>28</b> | <b>1st</b>   |

**WALES**

|      |       | <u>GP</u> | <u>W</u> | <u>L</u> |  | <u>GF</u> | <u>GA</u> | <u>PLACE</u> |
|------|-------|-----------|----------|----------|--|-----------|-----------|--------------|
| 1998 | Wales | 6         | 0        | 6        |  | 37        | 70        | 11th         |
| 2002 | Wales | 8         | 1        | 7        |  | 75        | 111       | 12th         |
| 2006 | Wales | 10        | 7        | 3        |  | 116       | 77        | 13th         |
| 2010 | Wales | 5         | 4        | 1        |  | 64        | 26        | 11th         |
| 2014 | Wales | 5         | 4        | 1        |  | 115       | 73        | 17th         |
| 2018 | Wales | 5         | 3        | 2        |  | 44        | 43        | 14th         |
| 2023 | Wales | 7         | 5        | 2        |  | 53        | 47        | 19th         |



**INTERNATIONAL FEDERATION OF WOMEN'S LACROSSE ASSOCIATION  
FEDERATION OF INTERNATIONAL LACROSSE (WOMEN'S FIELD)  
WORLD LACROSSE CHAMPIONSHIP (WOMEN'S FIELD)**

**1982 I.F.W.L.A. WOMEN'S LACROSSE WORLD CUP (FIELD) – Nottingham, England**

|                           | <u>GP</u> | <u>W</u> | <u>L</u> | <u>T</u> | <u>GF</u> | <u>GA</u> | <u>PTS</u> |
|---------------------------|-----------|----------|----------|----------|-----------|-----------|------------|
| Australia                 | 5         | 5        | 0        | 0        | 52        | 27        | 10         |
| United States of America* | 5         | 4        | 1        | 0        | 52        | 19        | 8          |
| Scotland                  | 5         | 2        | 3        | 0        | 32        | 43        | 6          |
| Canada                    | 5         | 2        | 3        | 0        | 24        | 47        | 6          |
| England                   | 5         | 1        | 4        | 0        | 39        | 37        | 2          |
| Wales                     | 5         | 1        | 4        | 0        | 29        | 55        | 2          |

**CHAMPIONSHIP**

United States of America defeated Australia 10-7 2OT

**1986 I.F.W.L.A. WOMEN'S LACROSSE WORLD CUP (FIELD) – Swarthmore, Pennsylvania**

|                          | <u>GP</u> | <u>W</u> | <u>L</u> | <u>T</u> | <u>GF</u> | <u>GA</u> | <u>PTS</u> |
|--------------------------|-----------|----------|----------|----------|-----------|-----------|------------|
| Australia*               | 5         | 5        | 0        | 0        |           |           | 10         |
| United States of America | 5         | 4        | 0        | 1        |           |           | 8          |
| Scotland                 | 5         | 2        | 1        | 2        |           |           | 5          |
| Canada                   | 5         | 2        | 1        | 2        |           |           | 5          |
| England                  | 5         | 1        | 0        | 4        |           |           | 2          |
| Wales                    | 5         | 0        | 0        | 5        |           |           | 0          |

**FIFTH PLACE**

England defeated Wales 18-2

**BRONZE – THIRD PLACE**

Scotland defeated Canada 7-5

**CHAMPIONSHIP**

Australia defeated United States of America 10-7

**1989 I.F.W.L.A. WOMEN'S LACROSSE WORLD CUP (FIELD) – Perth, Australia**

|                           | <u>GP</u> | <u>W</u> | <u>L</u> | <u>T</u> | <u>GF</u> | <u>GA</u> | <u>PTS</u> |
|---------------------------|-----------|----------|----------|----------|-----------|-----------|------------|
| United States of America* | 5         | 4        | 1        | 0        | 49        | 16        | 8          |
| England                   | 5         | 4        | 1        | 0        | 38        | 14        | 8          |
| Australia                 | 5         | 4        | 1        | 0        | 23        | 17        | 8          |
| Canada                    | 5         | 2        | 3        | 0        | 25        | 43        | 4          |
| Scotland                  | 5         | 1        | 4        | 0        | 16        | 29        | 2          |
| Wales                     | 5         | 0        | 5        | 0        | 19        | 51        | 0          |

**5TH PLACE**

Scotland defeated Wales 5-3

**BRONZE – THIRD PLACE**

Australia defeated Canada 10-1

**CHAMPIONSHIP**

United States of America defeated England 7-6

**1993 I.F.W.L.A. WOMEN'S LACROSSE WORLD CUP (FIELD) – Edinburgh, Scotland**

|                           | <u>GP</u> | <u>W</u> | <u>L</u> | <u>T</u> | <u>GF</u> | <u>GA</u> | <u>PTS</u> |
|---------------------------|-----------|----------|----------|----------|-----------|-----------|------------|
| GROUP A                   |           |          |          |          |           |           |            |
| United States of America* | 3         | 3        | 0        | 0        | 48        | 3         | 6          |
| Canada                    | 3         | 1        | 1        | 1        | 20        | 25        | 3          |
| Scotland                  | 3         | 1        | 1        | 1        | 21        | 27        | 3          |
| Japan                     | 3         | 0        | 3        | 0        | 11        | 45        | 0          |
| GROUP B                   |           |          |          |          |           |           |            |
| England                   | 3         | 3        | 0        | 0        | 42        | 4         | 6          |
| Australia                 | 3         | 2        | 1        | 0        |           |           | 4          |
| Wales                     | 3         | 1        | 2        | 0        |           |           | 2          |
| Czech Republic            | 3         | 0        | 3        | 0        |           |           | 0          |

**QUARTER-FINALS**

United States of America defeated Czech Republic 17-2

England defeated Japan 23-1

Australia defeated Scotland 12-2

Canada defeated Wales 7-6

**SEMI-FINALS**

United States of America defeated Australia 6-5

England defeated Canada 8-2

**BRONZE – CONSOLATION**

Australia defeated Canada 4-3

**CHAMPIONSHIP**

United States of America defeated England 3-1

**1997 I.F.W.L.A. WOMEN'S LACROSSE WORLD CUP (FIELD) – Edogawa, Japan**

|                           | <u>GP</u> | <u>W</u> | <u>L</u> | <u>T</u> | <u>GF</u> | <u>GA</u> | <u>PTS</u> |
|---------------------------|-----------|----------|----------|----------|-----------|-----------|------------|
| Australia                 | 6         | 6        | 0        | 0        |           |           | 12         |
| United States of America* | 6         | 5        | 1        | 0        |           |           | 10         |
| England                   | 6         | 4        | 2        | 0        |           |           | 8          |
| Wales                     | 6         | 3        | 3        | 0        |           |           | 6          |
| Scotland                  | 6         | 2        | 4        | 0        |           |           | 4          |
| Canada                    | 6         | 1        | 5        | 0        |           |           | 2          |
| Japan                     | 6         | 0        | 6        | 0        |           |           | 0          |

**FIFTH PLACE**

Canada defeated Scotland 6-5

**BRONZE – THIRD PLACE**

England defeated Wales 18-4

**CHAMPIONSHIP**

United States of America defeated Australia 3-2 OT

**2001 I.F.W.L.A. WOMEN'S LACROSSE WORLD CUP (FIELD) – High Wycombe, England**

|                           | <u>GP</u> | <u>W</u> | <u>L</u> | <u>T</u> | <u>GF</u> | <u>GA</u> | <u>PTS</u> |
|---------------------------|-----------|----------|----------|----------|-----------|-----------|------------|
| GROUP A                   |           |          |          |          |           |           |            |
| United States of America* | 3         | 3        | 0        | 0        | 35        | 11        | 6          |
| Australia                 | 3         | 2        | 1        | 0        | 40        | 17        | 4          |
| England                   | 3         | 1        | 2        | 0        | 25        | 21        | 2          |
| Wales                     | 3         | 0        | 3        | 0        | 5         | 56        | 0          |
| GROUP B                   |           |          |          |          |           |           |            |
| Canada                    | 3         | 3        | 0        | 0        | 39        | 13        | 6          |
| Japan                     | 3         | 2        | 1        | 0        | 24        | 18        | 4          |
| Scotland                  | 3         | 1        | 2        | 0        | 20        | 17        | 2          |
| Germany                   | 3         | 0        | 3        | 0        | 5         | 40        | 0          |

QUARTER-FINALS

Canada defeated Wales 7-5  
United States of America defeated Germany 18-0  
Australia defeated Scotland 19-4  
England defeated Japan 5-3

7TH PLACE

Japan defeated Germany 11-3

5TH PLACE

Wales defeated Scotland 5-2

SEMI-FINALS

Australia defeated England 8-2  
United States of America defeated Canada 25-2

BRONZE – THIRD PLACE

England defeated Canada 9-4

CHAMPIONSHIP

United States of America defeated Australia 14-8

**2005 I.F.W.L.A. WOMEN'S LACROSSE WORLD CUP (FIELD) – Annapolis, Maryland**

| GROUP A                  | <u>GP</u> | <u>W</u> | <u>L</u> | <u>T</u> | <u>GF</u> | <u>GA</u> | <u>PTS</u> |
|--------------------------|-----------|----------|----------|----------|-----------|-----------|------------|
| Australia*               | 4         | 3        | 0        | 1        | 57        | 16        | 7          |
| United States of America | 4         | 3        | 0        | 1        | 46        | 23        | 7          |
| England                  | 4         | 2        | 2        | 0        | 26        | 36        | 4          |
| Canada                   | 4         | 1        | 3        | 0        | 27        | 48        | 2          |
| Wales                    | 4         | 0        | 4        | 0        | 14        | 47        | 0          |

| GROUP B        | <u>GP</u> | <u>W</u> | <u>L</u> | <u>T</u> | <u>GF</u> | <u>GA</u> | <u>PTS</u> |
|----------------|-----------|----------|----------|----------|-----------|-----------|------------|
| Japan          | 4         | 4        | 0        | 0        | 74        | 10        | 8          |
| Scotland       | 4         | 3        | 1        | 0        | 62        | 24        | 6          |
| Germany        | 4         | 2        | 2        | 0        | 29        | 43        | 4          |
| Czech Republic | 4         | 1        | 3        | 0        | 30        | 41        | 2          |
| New Zealand    | 4         | 0        | 4        | 0        | 8         | 85        | 0          |

PLAYOFFS – FIRST ROUND

Canada defeated Scotland 17-7  
United States defeated Czech Republic 20-1  
Australia defeated New Zealand 22-0  
England defeated Germany 22-0  
Japan defeated Wales 12-8

PLAYOFFS – SECOND ROUND

Czech Republic defeated Germany 4-2  
Scotland defeated New Zealand 18-4

QUARTER-FINALS

Canada defeated Japan 13-11  
United States defeated Scotland 23-0  
Australia defeated Czech Republic 26-2  
England defeated Wales 6-5

SEMI-FINALS

Australia defeated Canada 22-7  
United States defeated England 13-3

5TH PLACE

Japan defeated Wales 12-8

BRONZE – THIRD PLACE

England defeated Canada 11-8

CHAMPIONSHIP

Australia defeated United States 14-7

**2009 F.I.L. WORLD LACROSSE CHAMPIONSHIP (WOMEN'S FIELD) – Prague, Czech Republic**

| GROUP A                   | <u>GP</u> | <u>W</u> | <u>L</u> | <u>T</u> | <u>GF</u> | <u>GA</u> | <u>PTS</u> |
|---------------------------|-----------|----------|----------|----------|-----------|-----------|------------|
| United States of America* | 4         | 4        | 0        | 0        | 64        | 33        | 8          |
| Australia                 | 4         | 3        | 1        | 0        | 64        | 31        | 6          |
| Canada                    | 4         | 2        | 2        | 0        | 48        | 48        | 4          |
| England                   | 4         | 1        | 3        | 0        | 41        | 45        | 2          |
| Japan                     | 4         | 0        | 4        | 0        | 33        | 93        | 0          |
| GROUP B                   | <u>GP</u> | <u>W</u> | <u>L</u> | <u>T</u> | <u>GF</u> | <u>GA</u> | <u>PTS</u> |
| Wales                     | 4         | 4        | 0        | 0        | 52        | 22        | 8          |
| Scotland                  | 4         | 3        | 1        | 0        | 54        | 19        | 6          |
| Czech Republic            | 4         | 2        | 2        | 0        | 37        | 27        | 4          |
| Germany                   | 4         | 1        | 3        | 0        | 21        | 44        | 2          |
| New Zealand               | 4         | 0        | 4        | 0        | 15        | 67        | 0          |
| GROUP C1                  | <u>GP</u> | <u>W</u> | <u>L</u> | <u>T</u> | <u>GF</u> | <u>GA</u> | <u>PTS</u> |
| Iroquois Nationals        | 2         | 2        | 0        | 0        | 36        | 2         | 4          |
| Austria                   | 2         | 1        | 1        | 0        | 16        | 27        | 2          |
| Denmark                   | 2         | 0        | 2        | 0        | 9         | 32        | 0          |
| GROUP C2                  | <u>GP</u> | <u>W</u> | <u>L</u> | <u>T</u> | <u>GF</u> | <u>GA</u> | <u>PTS</u> |
| Republic of Ireland       | 2         | 2        | 0        | 0        | 45        | 13        | 4          |
| Netherlands               | 2         | 1        | 1        | 0        | 37        | 24        | 2          |
| Republic of Korea         | 2         | 0        | 2        | 0        | 1         | 46        | 0          |

**QUARTER-FINALS PLACEMENT**

United States of America defeated Republic of Ireland 22-5  
 Australia defeated Scotland 17-4  
 Canada defeated Wales 10-6  
 England defeated Japan 19-12  
 Czech Republic defeated Republic of Korea 23-0  
 Germany defeated Denmark 24-1  
 New Zealand defeated Austria 18-0  
 Iroquois Nationals defeated Netherlands 16-2

**SEMI-FINALS PLACEMENT**

United States of America defeated England 20-3  
 Australia defeated Canada 12-10  
 Republic of Ireland defeated Japan 15-13  
 Wales defeated Scotland 11-8  
 Czech Republic defeated Iroquois Nationals 12-7  
 Germany defeated New Zealand 15-4  
 Netherlands defeated Republic of Korea 28-1  
 Austria defeated Denmark 10-9

**15TH PLACE**

Denmark defeated Republic of Korea 17-3

**13TH PLACE**

Netherlands defeated Austria 14-3

**11TH PLACE**

Iroquois Nationals defeated New Zealand 18-6

**9TH PLACE**

Czech Republic defeated Germany 15-5

**7TH PLACE**

Japan defeated Scotland 11-7

**5TH PLACE**

Republic of Ireland defeated Wales 12-7

**BRONZE – THIRD PLACE**

Canada defeated England 14-9

**CHAMPIONSHIP**

United States of America defeated Australia 8-7

**2013 F.I.L. WORLD LACROSSE CHAMPIONSHIP (WOMEN'S FIELD) – Oshawa, Ontario**

| GROUP A                  | <u>GP</u> | <u>W</u> | <u>L</u> | <u>T</u> | <u>GF</u> | <u>GA</u> | <u>PTS</u> |
|--------------------------|-----------|----------|----------|----------|-----------|-----------|------------|
| United States of America | 4         | 4        | 0        | 0        |           |           | 8          |
| Canada                   | 4         | 3        | 1        | 0        |           |           | 6          |
| Australia                | 4         | 2        | 2        | 0        |           |           | 4          |
| England                  | 4         | 1        | 3        | 0        |           |           | 2          |
| Wales                    | 4         | 0        | 4        | 0        |           |           | 0          |
| GROUP B                  | <u>GP</u> | <u>W</u> | <u>L</u> | <u>T</u> | <u>GF</u> | <u>GA</u> | <u>PTS</u> |
| New Zealand              | 5         | 4        | 1        | 0        |           |           | 8          |
| Republic of Ireland      | 5         | 3        | 2        | 0        |           |           | 6          |
| Netherlands              | 5         | 2        | 3        | 0        |           |           | 4          |
| Finland                  | 5         | 2        | 3        | 0        |           |           | 4          |
| Latvia                   | 5         | 0        | 5        | 0        |           |           | 0          |
| GROUP C                  | <u>GP</u> | <u>W</u> | <u>L</u> | <u>T</u> | <u>GF</u> | <u>GA</u> | <u>PTS</u> |
| Japan                    | 5         | 5        | 0        | 0        |           |           | 10         |
| Iroquois Nationals       | 5         | 4        | 1        | 0        |           |           | 8          |
| Austria                  | 5         | 3        | 2        | 0        |           |           | 6          |
| Hong Kong                | 5         | 1        | 4        | 0        |           |           | 2          |
| Sweden                   | 5         | 0        | 5        | 0        |           |           | 0          |
| GROUP D                  | <u>GP</u> | <u>W</u> | <u>L</u> | <u>T</u> | <u>GF</u> | <u>GA</u> | <u>PTS</u> |
| Israel                   | 5         | 4        | 1        | 0        |           |           | 8          |
| Scotland                 | 5         | 4        | 1        | 0        |           |           | 8          |
| Germany                  | 5         | 2        | 3        | 0        |           |           | 4          |
| Republic of Korea        | 5         | 1        | 4        | 0        |           |           | 2          |

**PLACEMENT**

Netherlands defeated Finland 11-10  
 Germany defeated Finland 18-3  
 Germany defeated Netherlands 21-2

Republic of Korea defeated Sweden 23-7  
 Latvia defeated Hong Kong 12-11  
 Republic of Korea defeated Hong Kong 23-7  
 Latvia defeated Sweden 10-6  
 Hong Kong defeated Sweden 15-5  
 Republic of Korea defeated Latvia 7-5

**PLAYOFFS – FIRST ROUND**

Iroquois Nationals defeated Republic of Ireland 19-3  
 Wales defeated Austria 21-0  
 Scotland defeated Japan 13-12  
 Israel defeated New Zealand 12-9

**QUARTER-FINALS**

United States of America defeated Iroquois Nationals 20-1  
 England defeated Wales 10-0  
 Australia defeated Scotland 26-2  
 Canada defeated Israel 17-5

**SEMI-FINALS PLACEMENT**

Wales defeated Iroquois Nationals 15-14  
 Scotland defeated Israel 9-7  
 Republic of Ireland defeated Austria 10-4  
 Japan defeated New Zealand 23-4

**15TH PLACE**

Republic of Korea defeated Finland 7-5

**13TH PLACE**

Germany defeated Austria 14-6

**11TH PLACE**

New Zealand defeated Austria 20-5

**9TH PLACE**

Japan defeated Republic of Ireland 25-4

**7TH PLACE**

Iroquois Nationals defeated Israel 1-0 by default

5TH PLACE

Wales defeated Scotland 8-4

SEMI-FINALS

United States of America defeated England 21-8

Canada defeated Australia 11-7

BRONZE – THIRD PLACE

Australia defeated England 12-6

CHAMPIONSHIP

United States of America defeated Canada 19-5

**2017 F.I.L. WORLD LACROSSE CHAMPIONSHIP (WOMEN'S FIELD) – Guildford, England**

| POOL A                   | <u>GP</u> | <u>W</u> | <u>L</u> | <u>T</u> | <u>GF</u> | <u>GA</u> | <u>PTS</u> |
|--------------------------|-----------|----------|----------|----------|-----------|-----------|------------|
| United States of America | 5         | 5        | 0        | 0        | 86        | 21        | 10         |
| Canada                   | 5         | 4        | 1        | 0        | 46        | 41        | 8          |
| Australia                | 5         | 3        | 2        | 0        | 57        | 34        | 6          |
| England                  | 5         | 2        | 3        | 0        | 37        | 48        | 4          |
| Wales                    | 5         | 1        | 4        | 0        | 33        | 58        | 2          |
| Scotland                 | 5         | 0        | 5        | 0        | 22        | 79        | 0          |

| POOL B             | <u>GP</u> | <u>W</u> | <u>L</u> | <u>T</u> | <u>GF</u> | <u>GA</u> | <u>PTS</u> |
|--------------------|-----------|----------|----------|----------|-----------|-----------|------------|
| Iroquois Nationals | 4         | 4        | 0        | 0        | 57        | 23        | 8          |
| Italy              | 4         | 3        | 1        | 0        | 42        | 36        | 6          |
| Republic of Korea  | 4         | 2        | 2        | 0        | 39        | 38        | 4          |
| Hong Kong          | 4         | 1        | 3        | 0        | 28        | 40        | 2          |
| Switzerland        | 4         | 0        | 4        | 0        | 15        | 44        | 0          |

| POOL C                     | <u>GP</u> | <u>W</u> | <u>L</u> | <u>T</u> | <u>GF</u> | <u>GA</u> | <u>PTS</u> |
|----------------------------|-----------|----------|----------|----------|-----------|-----------|------------|
| Israel                     | 4         | 4        | 0        | 0        | 69        | 11        | 8          |
| Czech Republic             | 4         | 3        | 1        | 0        | 67        | 22        | 6          |
| Netherlands                | 4         | 2        | 2        | 0        | 48        | 35        | 4          |
| Belgium                    | 4         | 1        | 3        | 0        | 27        | 62        | 2          |
| People's Republic of China | 4         | 0        | 4        | 0        | 5         | 86        | 0          |

| POOL D  | <u>GP</u> | <u>W</u> | <u>L</u> | <u>T</u> | <u>GF</u> | <u>GA</u> | <u>PTS</u> |
|---------|-----------|----------|----------|----------|-----------|-----------|------------|
| Japan   | 4         | 4        | 0        | 0        | 86        | 11        | 8          |
| Germany | 4         | 3        | 1        | 0        | 53        | 17        | 6          |
| Latvia  | 4         | 2        | 2        | 0        | 19        | 45        | 4          |
| Mexico  | 4         | 1        | 3        | 0        | 16        | 57        | 2          |
| Spain   | 4         | 0        | 4        | 0        | 17        | 61        | 0          |

| POOL E              | <u>GP</u> | <u>W</u> | <u>L</u> | <u>T</u> | <u>GF</u> | <u>GA</u> | <u>PTS</u> |
|---------------------|-----------|----------|----------|----------|-----------|-----------|------------|
| New Zealand         | 3         | 3        | 0        | 0        | 52        | 9         | 6          |
| Republic of Ireland | 3         | 2        | 1        | 0        | 43        | 15        | 4          |
| Sweden              | 3         | 1        | 2        | 0        | 20        | 43        | 2          |
| Colombia            | 3         | 0        | 3        | 0        | 5         | 53        | 0          |

PLAYOFFS

Republic of Ireland defeated Italy 13-12

Germany defeated Czech Republic 7-4

Republic of Korea defeated Sweden 14-9

Netherlands defeated Latvia 12-4

Japan defeated Republic of Korea 12-4

Italy defeated Germany 12-11

Iroquois Nationals defeated Netherlands 19-11

Czech Republic defeated Republic of Ireland 9-6

Japan defeated Italy 16-6

Czech Republic defeated Iroquois Nationals 18-6

Germany defeated Republic of Korea 18-1

Republic of Ireland defeated Netherlands 13-1

15TH PLACE

Republic of Korea defeated Netherlands 8-6

13TH PLACE

Republic of Ireland defeated Germany 14-8

11TH PLACE

Italy defeated Iroquois Nationals 18-17

9TH PLACE

Japan defeated Czech Republic 10-7

PLAYOFFS

Israel defeated Japan 8-7 OT

New Zealand defeated Iroquois Nationals 9-2

QUARTER-FINALS

United States of Israel 20-3

England defeated Wales 9-5

Canada defeated New Zealand 16-1

Australia defeated Scotland 21-6

SEMI-FINALS

United States of America defeated England 19-8

Canada defeated Australia 8-6 OT

Israel defeated Wales 8-7 OT

Scotland defeated New Zealand 7-5

7TH PLACE

Wales defeated New Zealand 11-5

5TH PLACE

Scotland defeated Israel 17-13

BRONZE – THIRD PLACE

England defeated Australia 10-9 OT

CHAMPIONSHIP

United States of America defeated Canada 10-5

**2022 WORLD LACROSSE CHAMPIONSHIP (WOMEN'S FIELD) – Towson, Maryland**

| POOL A                    | <u>GP</u> | <u>W</u> | <u>L</u> | <u>T</u> | <u>GF</u> | <u>GA</u> | <u>PTS</u> |
|---------------------------|-----------|----------|----------|----------|-----------|-----------|------------|
| United States of America* | 4         | 4        | 0        | 0        | 67        | 26        | 8          |
| Canada                    | 4         | 3        | 1        | 0        | 53        | 30        | 6          |
| England                   | 4         | 2        | 2        | 0        | 47        | 39        | 4          |
| Australia                 | 4         | 1        | 3        | 0        | 31        | 41        | 2          |
| Scotland                  | 4         | 0        | 4        | 0        | 13        | 75        | 0          |

| POOL B            | <u>GP</u> | <u>W</u> | <u>L</u> | <u>T</u> | <u>GF</u> | <u>GA</u> | <u>PTS</u> |
|-------------------|-----------|----------|----------|----------|-----------|-----------|------------|
| Israel            | 4         | 4        | 0        | 0        | 57        | 27        | 8          |
| Puerto Rico       | 4         | 3        | 1        | 0        | 50        | 23        | 6          |
| Netherlands       | 4         | 2        | 2        | 0        | 27        | 32        | 4          |
| Norway            | 4         | 1        | 3        | 0        | 21        | 42        | 2          |
| Republic of Korea | 4         | 0        | 4        | 0        | 20        | 51        | 0          |

| POOL C  | <u>GP</u> | <u>W</u> | <u>L</u> | <u>T</u> | <u>GF</u> | <u>GA</u> | <u>PTS</u> |
|---------|-----------|----------|----------|----------|-----------|-----------|------------|
| Germany | 3         | 3        | 0        | 0        | 35        | 13        | 6          |
| Wales   | 3         | 2        | 1        | 0        | 35        | 21        | 4          |
| Latvia  | 3         | 1        | 2        | 0        | 18        | 30        | 2          |
| Jamaica | 3         | 0        | 3        | 0        | 13        | 37        | 0          |
| Uganda  | 0         | 0        | 0        | 0        | 0         | 0         | 0          |

*Uganda withdrew due to visa procurement issues*

| POOL D              | <u>GP</u> | <u>W</u> | <u>L</u> | <u>T</u> | <u>GF</u> | <u>GA</u> | <u>PTS</u> |
|---------------------|-----------|----------|----------|----------|-----------|-----------|------------|
| New Zealand         | 4         | 4        | 0        | 0        | 46        | 20        | 8          |
| Republic of Ireland | 4         | 3        | 1        | 0        | 44        | 37        | 6          |
| Hong Kong           | 4         | 2        | 2        | 0        | 46        | 25        | 4          |
| Austria             | 4         | 1        | 3        | 0        | 22        | 51        | 2          |
| Spain               | 4         | 0        | 4        | 0        | 14        | 39        | 0          |

| POOL E                    | <u>GP</u> | <u>W</u> | <u>L</u> | <u>T</u> | <u>GF</u> | <u>GA</u> | <u>PTS</u> |
|---------------------------|-----------|----------|----------|----------|-----------|-----------|------------|
| Japan                     | 4         | 4        | 0        | 0        | 78        | 13        | 8          |
| Haudenosaunee Nationals   | 4         | 3        | 1        | 0        | 57        | 26        | 6          |
| People' Republic of China | 4         | 2        | 2        | 0        | 31        | 45        | 4          |
| Switzerland               | 4         | 1        | 3        | 0        | 21        | 61        | 2          |
| Argentina                 | 4         | 0        | 4        | 0        | 22        | 64        | 0          |

| POOL F         | <u>GP</u> | <u>W</u> | <u>L</u> | <u>T</u> | <u>GF</u> | <u>GA</u> | <u>PTS</u> |
|----------------|-----------|----------|----------|----------|-----------|-----------|------------|
| Czech Republic | 4         | 4        | 0        | 0        | 66        | 24        | 8          |
| Mexico         | 4         | 3        | 1        | 0        | 47        | 29        | 6          |
| Italy          | 4         | 2        | 2        | 0        | 49        | 29        | 4          |
| Sweden         | 4         | 1        | 3        | 0        | 26        | 58        | 2          |
| Colombia       | 4         | 0        | 4        | 0        | 13        | 61        | 0          |

| THIRD-PLACE RANKING        | <u>GP</u> | <u>W</u> | <u>L</u> | <u>T</u> | <u>GF</u> | <u>GA</u> | <u>PTS</u> |
|----------------------------|-----------|----------|----------|----------|-----------|-----------|------------|
| Hong Kong                  | 4         | 2        | 2        | 0        | 46        | 25        | 4          |
| Italy                      | 4         | 2        | 2        | 0        | 49        | 29        | 4          |
| People's Republic of China | 4         | 2        | 2        | 0        | 31        | 45        | 4          |
| Netherlands                | 4         | 2        | 2        | 0        | 27        | 32        | 4          |
| Latvia                     | 3         | 1        | 2        | 0        | 18        | 30        | 2          |

#### FIRST ROUND

United States of America defeated Hong Kong 21-0  
Japan defeated New Zealand 12-3  
Haudenosaunee Nationals defeated Scotland 11-9  
Australia defeated Republic of Ireland 18-4  
England defeated Wales 11-1  
Israel defeated Mexico 12-3  
Czech Republic defeated Germany 14-9  
Canada defeated Puerto Rico 17-6  
Norway defeated Jamaica 14-6  
Sweden defeated Argentina 12-10  
Latvia defeated Colombia 13-1  
Republic of Korea defeated Austria 13-7  
Spain defeated Switzerland 6-5 OT

#### QUARTER-FINALS

United States of America defeated Japan 18-3  
Australia defeated Haudenosaunee Nationals 17-3  
England defeated Israel 13-5  
Canada defeated Czech Republic 15-7  
New Zealand defeated Hong Kong 15-8  
Scotland defeated Republic of Ireland 9-8  
Wales defeated Mexico 17-5  
Germany defeated Puerto Rico 10-8  
Italy defeated Norway 7-6 OT  
Latvia defeated Sweden 12-11  
People's Republic of China defeated Republic of Korea 8-5  
Netherlands defeated Spain 15-2  
Argentina defeated Colombia 14-3

#### SEMI-FINALS

United States of America defeated Australia 17-2  
Canada defeated England 11-9  
Japan defeated Haudenosaunee Nationals 12-6  
Israel defeated Czech Republic 11-10  
Scotland defeated New Zealand 9-8  
Wales defeated Puerto Rico 9-6  
Republic of Ireland defeated Hong Kong 13-9  
Germany defeated Mexico 8-6  
Italy defeated Latvia 9-7  
Netherlands defeated People's Republic of China 13-8  
Norway defeated Sweden 11-3  
Republic of Korea defeated Spain 10-6  
Argentina defeated Jamaica 12-11  
Austria defeated Switzerland 8-4

#### 27TH PLACE

Switzerland defeated Jamaica 8-5

#### 25TH PLACE

Austria defeated Argentina 7-6 OT

#### 23RD PLACE

Sweden defeated Spain 9-8 2OT

#### 21ST PLACE

Republic of Korea defeated Norway 12-7



19TH PLACE  
People's Republic of China defeated Latvia 11-6

17TH PLACE  
Netherlands defeated Italy 9-7

15TH PLACE  
Mexico defeated Hong Kong 15-11

13TH PLACE  
Republic of Ireland defeated Germany 9-8 2OT

11TH PLACE  
Puerto Rico defeated New Zealand 7-6

9TH PLACE  
Wales defeated Scotland 9-3

7TH PLACE  
Czech Republic defeated Haudenosaunee Nationals 12-11

5TH PLACE  
Japan defeated Israel 13-4

BRONZE – THIRD PLACE  
England defeated Australia 8-7 3OT

CHAMPIONSHIP  
United States of America defeated Canada 11-8

#### **I.F.W.L.A. WOMEN'S LACROSSE WORLD CUP CHAMPIONS (FIELD)**

|      | <u>Champion</u>                 | <u>Finalist</u>          | <u>Venue</u>               |
|------|---------------------------------|--------------------------|----------------------------|
| 1982 | <b>United States of America</b> | Australia                | <i>Nottingham, England</i> |
| 1986 | <b>Australia</b>                | United States of America | <i>Swarthmore</i>          |
| 1989 | <b>United States of America</b> | England                  | <i>Perth, Australia</i>    |
| 1993 | <b>United States of America</b> | England                  | <i>Edinburgh, Scotland</i> |
| 1997 | <b>United States of America</b> | Australia                | <i>Edogawa, Japan</i>      |
| 2001 | <b>United States of America</b> | Australia                | <i>Wycombe, England</i>    |
| 2005 | <b>Australia</b>                | United States of America | <i>Annapolis, Maryland</i> |

#### **F.I.L. WORLD LACROSSE CHAMPIONSHIP (WOMEN'S FIELD)**

|      | <u>Champion</u>                 | <u>Finalist</u> | <u>Venue</u>              |
|------|---------------------------------|-----------------|---------------------------|
| 2009 | <b>United States of America</b> | Australia       | <i>Prague</i>             |
| 2013 | <b>United States of America</b> | Canada          | <i>Oshawa, Ontario</i>    |
| 2017 | <b>United States of America</b> | Canada          | <i>Guildford, England</i> |

#### **WORLD LACROSSE CHAMPIONSHIP (WOMEN'S FIELD)**

|      | <u>Champion</u>                 | <u>Finalist</u> | <u>Venue</u>            |
|------|---------------------------------|-----------------|-------------------------|
| 2022 | <b>United States of America</b> | Canada          | <i>Towson, Maryland</i> |

## LACROSSE AT THE COMMONWEALTH GAMES

### 1978 COMMONWEALTH GAMES (DEMONSTRATION SPORT) - *Edmonton, Alberta*

#### SENIOR

Edmonton Fullers defeated Australia (18-10, 14-11)

Victoria Shamrocks defeated Nanaimo Timbermen (19-13, 18-6)

#### PEE-WEE

Coquitlam Arctics defeated Scarborough Saints (21-4, 17-5)

Calgary Commonwealths defeated Edmonton Spirit of '78 14-8

Edmonton Spirit of '78 defeated Calgary Commonwealths 11-10

#### ALL-NATIVE GAME

St. Regis Akwesasne Warriors defeated Six Nations Caughnawaga Indians 16-10

#### AUSTRALIAN TOUR OF BRITISH COLUMBIA – August 1978

North Shore Indians defeated Australia 30-8

Armstrong Shamrocks defeated Australia 17-14

Prince George Columbus Hotel Royals defeated Australia 19-11

### 1994 COMMONWEALTH GAMES (DEMONSTRATION SPORT) - *Victoria, British Columbia*

#### MEN'S

Canada West defeated Canada East 18-14

Canada East defeated Iroquois Nation 25-8

#### WOMEN'S

Canada Central defeated Canada West 14-11

Canada East defeated Canada West 9-6

## NATIONS CUP

### 1980 NATIONS CUP

|                                  | <u>GP</u> | <u>W</u> | <u>L</u> | <u>T</u> | <u>GF</u> | <u>GA</u> | <u>PTS</u> |
|----------------------------------|-----------|----------|----------|----------|-----------|-----------|------------|
| Canada West (Coquitlam Adanacs)* | 4         | 4        | 0        | 0        | 64        | 30        | 8          |
| Canada East (Brooklin Redmen)    | 4         | 3        | 1        | 0        | 61        | 44        | 6          |
| Can-Am Native Warriors           | 4         | 2        | 2        | 0        | 68        | 45        | 4          |
| United States of America         | 4         | 1        | 3        | 0        | 39        | 61        | 2          |
| Australia                        | 4         | 0        | 4        | 0        | 31        | 83        | 0          |

#### SEMI-FINAL

Can-Am Native Warriors defeated Canada East 13-9

#### FINAL

Canada West defeated Can-Am Native Warriors 16-11

## HERITAGE CUP – INDOOR LACROSSE

### 2002 HERITAGE CUP – *Mississauga, Ontario*

United States of America defeated Canada 21-16

### 2004 HERITAGE CUP – *Denver, Colorado*

Canada defeated United States of America defeated Canada 17-8

### 2013 HERITAGE CUP – *Montréal, Québec*

Canada defeated Iroquois Nationals 12-11

### 2017 HERITAGE CUP – *Hamilton, Ontario*

Canada defeated United States of America 19-6

### HERITAGE CUP CHAMPIONS

|      | <u>Champion</u>                 | <u>Finalist</u>          | <u>Venue</u>       |
|------|---------------------------------|--------------------------|--------------------|
| 2002 | <b>United States of America</b> | Canada                   | <i>Mississauga</i> |
| 2004 | <b>Canada</b>                   | United States of America | <i>Denver</i>      |
| 2013 | <b>Canada</b>                   | Iroquois Nationals       | <i>Montréal</i>    |
| 2017 | <b>Canada</b>                   | United States of America | <i>Hamilton</i>    |

**INTERNATIONAL LACROSSE FEDERATION – INDOOR LACROSSE  
 FEDERATION OF INTERNATIONAL LACROSSE – INDOOR LACROSSE  
 WORLD LACROSSE – INDOOR LACROSSE**

**2003 I.L.F. WORLD INDOOR LACROSSE CHAMPIONSHIP – Southern Ontario, Canada**

|                          | <u>GP</u> | <u>W</u> | <u>L</u> | <u>GF</u> | <u>GA</u> | <u>PTS</u> |
|--------------------------|-----------|----------|----------|-----------|-----------|------------|
| Canada*                  | 5         | 5        | 0        | 109       | 29        | 10         |
| Iroquois Nationals       | 5         | 4        | 1        | 100       | 52        | 8          |
| Scotland                 | 5         | 3        | 2        | 63        | 69        | 6          |
| United States of America | 5         | 2        | 3        | 75        | 65        | 4          |
| Australia                | 5         | 1        | 4        | 39        | 102       | 2          |
| Czech Republic           | 5         | 0        | 5        | 29        | 98        | 0          |

**ROUND-ROBIN TOURNAMENT**

May 15, 2003 Iroquois Nationals defeated Scotland 19-12  
 May 15, 2003 United States of America defeated Czech Republic 22-9  
 May 15, 2003 Canada defeated Australia 28-5  
 May 16, 2003 Scotland defeated Czech Republic 15-3  
 May 16, 2003 United States of America defeated Australia 22-4  
 May 16, 2003 Canada defeated Iroquois Nationals 15-13  
 May 18, 2003 Scotland defeated United States of America 15-12  
 May 18, 2003 Iroquois Nationals defeated Australia 24-7  
 May 18, 2003 Canada defeated Czech Republic 25-1  
 May 19, 2003 Australia defeated Czech Republic 13-12  
 May 19, 2003 Canada defeated Scotland 25-5  
 May 19, 2003 Iroquois Nationals defeated United States of America 21-14  
 May 21, 2003 Scotland defeated Australia 16-10  
 May 21, 2003 Iroquois Nationals defeated Czech Republic 23-4  
 May 21, 2003 Canada defeated United States of America 16-5

**CONSOLATION**

May 22, 2003 Australia defeated Czech Republic 21-10

**SEMI-FINALS**

May 22, 2003 Canada defeated United States of America 17-9  
 May 22, 2003 Iroquois Nationals defeated Scotland 22-8

**BRONZE MEDAL**

May 24, 2003 United States of America defeated Scotland 15-9

**GOLD MEDAL**

May 24, 2003 Canada defeated Iroquois Nationals 21-4

**2007 I.L.F. WORLD INDOOR LACROSSE CHAMPIONSHIP – Halifax, Canada**

| GROUP 'A'                | <u>GP</u> | <u>W</u> | <u>L</u> | <u>GF</u> | <u>GA</u> | <u>PTS</u> |
|--------------------------|-----------|----------|----------|-----------|-----------|------------|
| Canada*                  | 3         | 3        | 0        | 67        | 10        | 6          |
| United States of America | 3         | 2        | 1        | 44        | 27        | 4          |
| Australia                | 3         | 1        | 2        | 27        | 51        | 2          |
| Republic of Ireland      | 3         | 0        | 3        | 9         | 59        | 0          |
| GROUP 'B'                | <u>GP</u> | <u>W</u> | <u>L</u> | <u>GF</u> | <u>GA</u> | <u>PTS</u> |
| Iroquois Nationals       | 3         | 3        | 0        | 70        | 16        | 6          |
| England                  | 3         | 2        | 1        | 32        | 41        | 4          |
| Scotland                 | 3         | 1        | 2        | 22        | 43        | 2          |
| Czech Republic           | 3         | 0        | 3        | 20        | 44        | 0          |

**ROUND-ROBIN TOURNAMENT**

May 14, 2007 Scotland defeated Czech Republic 11-9  
 May 14, 2007 Iroquois Nationals defeated England 27-8  
 May 14, 2007 United States of America defeated Australia 19-9  
 May 14, 2007 Canada defeated Republic of Ireland 25-1  
 May 15, 2007 England defeated Scotland 15-7  
 May 15, 2007 United States of America defeated Republic of Ireland 20-0  
 May 15, 2007 Canada defeated Australia 24-4  
 May 15, 2007 Iroquois Nationals defeated Czech Republic 24-4  
 May 16, 2007 Australia defeated Republic of Ireland 14-8  
 May 16, 2007 England defeated Czech Republic 9-7  
 May 16, 2007 Iroquois Nationals defeated Scotland 19-4  
 May 16, 2007 Canada defeated United States of America 18-5

**7TH PLACE**

May 18, 2007 Czech Republic defeated Republic of Ireland 22-5

**QUARTER-FINALS**

May 18, 2007 England defeated Australia 15-11  
 May 18, 2007 United States of America defeated Scotland 17-9

**SEMI-FINALS**

May 19, 2007 Canada defeated England 24-8  
 May 19, 2007 Iroquois Nationals defeated United States of America 14-4

**5TH PLACE**

May 19, 2007 Scotland defeated Australia 14-8

**BRONZE MEDAL**

May 20, 2007 USA defeated England 17-10

**GOLD MEDAL**

May 20, 2007 Canada defeated Iroquois Nationals 15-14 OT

**2011 F.I.L. WORLD INDOOR LACROSSE CHAMPIONSHIP – Prague, Czech Republic**

| GROUP 'A'                | <u>GP</u> | <u>W</u> | <u>L</u> | <u>GF</u> | <u>GA</u> | <u>PTS</u> |
|--------------------------|-----------|----------|----------|-----------|-----------|------------|
| Canada*                  | 3         | 3        | 0        | 81        | 8         | 6          |
| England                  | 3         | 2        | 1        | 49        | 43        | 4          |
| Australia                | 3         | 1        | 2        | 22        | 53        | 2          |
| Slovakia                 | 3         | 0        | 3        | 15        | 63        | 0          |
| GROUP 'B'                | <u>GP</u> | <u>W</u> | <u>L</u> | <u>GF</u> | <u>GA</u> | <u>PTS</u> |
| Iroquois Nationals       | 3         | 3        | 0        | 59        | 18        | 6          |
| United States of America | 3         | 2        | 1        | 46        | 17        | 4          |
| Czech Republic           | 3         | 1        | 2        | 28        | 44        | 2          |
| Republic of Ireland      | 3         | 0        | 3        | 9         | 63        | 0          |

**ROUND-ROBIN TOURNAMENT**

May 21, 2011 Iroquois Nationals defeated Republic of Ireland 23-3  
 May 21, 2011 England defeated Australia 20-8  
 May 21, 2011 United States of America defeated Czech Republic 14-5  
 May 22, 2011 Canada defeated Slovakia 27-1  
 May 22, 2011 United States of America defeated Republic of Ireland 22-1  
 May 22, 2011 Iroquois Nationals defeated Czech Republic 25-5  
 May 23, 2011 England defeated Slovakia 24-7  
 May 23, 2011 Canada defeated Australia 26-2  
 May 23, 2011 Iroquois Nationals defeated United States of America 11-10  
 May 24, 2011 Australia defeated Slovakia 12-7  
 May 24, 2011 Canada defeated England 28-5  
 May 24, 2011 Czech Republic defeated Republic of Ireland 18-5

**7TH PLACE**

May 26-27, 2011 Republic of Ireland defeated Slovakia in two-game, total-goals series (10-5, 7-10)

**QUARTER-FINALS**

May 26, 2011 United States of America defeated Australia 28-2  
 May 26, 2011 Czech Republic defeated England 12-7

**SEMI-FINALS**

May 27, 2011 Canada defeated United States of America 15-10  
 May 27, 2011 Iroquois Nationals defeated Czech Republic 19-6

**5TH PLACE**

May 28, 2011 England defeated Australia 23-8

**BRONZE MEDAL**

May 28, 2011 United States of America defeated Czech Republic 16-7

**GOLD MEDAL**

May 28, 2011 Canada defeated Iroquois Nationals 13-6

**2015 F.I.L. WORLD INDOOR LACROSSE CHAMPIONSHIP – Haudenosaune-Onondaga, Syracuse, New York**

| GROUP BLUE               | <u>GP</u> | <u>W</u> | <u>L</u> | <u>GF</u> | <u>GA</u> | <u>PTS</u> |
|--------------------------|-----------|----------|----------|-----------|-----------|------------|
| Canada*                  | 4         | 4        | 0        | 67        | 20        | 4          |
| Iroquois Nationals       | 4         | 3        | 1        | 59        | 30        | 3          |
| United States of America | 4         | 2        | 2        | 43        | 47        | 2          |
| Czech Republic           | 4         | 1        | 3        | 22        | 57        | 1          |
| England                  | 4         | 0        | 4        | 24        | 61        | 0          |
| GROUP RED                | <u>GP</u> | <u>W</u> | <u>L</u> | <u>GF</u> | <u>GA</u> | <u>PTS</u> |
| Australia                | 3         | 3        | 0        | 49        | 29        | 3          |
| Finland                  | 3         | 2        | 1        | 37        | 22        | 2          |
| Turkey                   | 3         | 1        | 2        | 39        | 40        | 1          |
| Switzerland              | 3         | 0        | 3        | 17        | 51        | 0          |
| GROUP GREEN              | <u>GP</u> | <u>W</u> | <u>L</u> | <u>GF</u> | <u>GA</u> | <u>PTS</u> |
| Israel                   | 3         | 2        | 1        | 36        | 24        | 2          |
| Republic of Ireland      | 3         | 2        | 1        | 27        | 29        | 2          |
| Serbia                   | 3         | 1        | 2        | 29        | 36        | 1          |
| Germany                  | 3         | 1        | 2        | 27        | 30        | 1          |

**ROUND-ROBIN TOURNAMENT**

|                    |   |
|--------------------|---|
| September 18, 2015 | Israel defeated Serbia 15-8                               |
| September 18, 2015 | Republic of Ireland defeated Germany 10-7                 |
| September 18, 2015 | Turkey defeated Switzerland 12-6                          |
| September 18, 2015 | Australia defeated Finland 7-6                            |
| September 18, 2015 | Iroquois Nationals defeated United States of America 13-9 |
| September 19, 2015 | Finland defeated Switzerland 18-5                         |
| September 19, 2015 | Australia defeated Turkey 21-17                           |
| September 19, 2015 | Czech Republic defeated England 9-7                       |
| September 19, 2015 | Republic of Ireland defeated Serbia 11-10                 |
| September 19, 2015 | Germany defeated Israel 10-9                              |
| September 20, 2015 | Finland defeated Turkey 13-10                             |
| September 20, 2015 | United States of America defeated Czech Republic 14-7     |
| September 20, 2015 | Canada defeated Iroquois Nationals 11-9                   |
| September 20, 2015 | Australia defeated Switzerland 21-6                       |
| September 20, 2015 | Israel defeated Republic of Ireland 12-6                  |
| September 20, 2015 | Serbia defeated Germany 11-10                             |
| September 21, 2015 | United States of America defeated England 13-9            |
| September 21, 2015 | Canada defeated Czech Republic 19-2                       |
| September 22, 2015 | Iroquois Nationals defeated England 20-6                  |
| September 22, 2015 | Canada defeated United States of America 18-7             |
| September 23, 2015 | Canada defeated England 19-2                              |
| September 23, 2015 | Iroquois Nationals defeated Czech Republic 17-4           |

**PLACEMENT GAMES**

|                    |  |
|--------------------|--|
| September 21, 2015 | Israel defeated Finland 14-4                               |
| September 21, 2015 | Republic of Ireland defeated Australia 12-4                |
| September 21, 2015 | Serbia defeated Switzerland 9-7                            |
| September 21, 2015 | Turkey defeated Germany 21-16                              |
| September 22, 2015 | Australia defeated Finland 12-8                            |
| September 22, 2015 | Serbia defeated Turkey 16-12                               |
| September 22, 2015 | Israel defeated Republic of Ireland 12-7                   |
| September 22, 2015 | Germany defeated Switzerland 16-8                          |
| September 24, 2015 | Australia defeated Serbia 17-13                            |
| September 24, 2015 | Turkey defeated Switzerland 15-12                          |
| September 24, 2015 | United States of America defeated Republic of Ireland 22-2 |
| September 24, 2015 | Israel defeated Czech Republic 13-12                       |
| September 25, 2015 | Finland defeated Germany 11-9                              |
| September 25, 2015 | Turkey defeated Serbia 25-18                               |
| September 25, 2015 | England defeated Australia 13-12                           |
| September 25, 2015 | Republic of Ireland defeated Czech Republic 14-13          |

11TH PLACE  
September 26, 2015 Germany defeated Serbia 13-12

9TH PLACE  
September 26, 2015 Finland defeated Turkey 24-6

7TH PLACE  
September 26, 2015 Czech Republic defeated Australia 20-11

5TH PLACE  
September 26, 2015 England defeated Republic of Ireland 14-12

SEMI-FINALS  
September 25, 2015 Canada defeated Israel 19-3  
September 25, 2015 Iroquois Nationals defeated United States of America 17-10

BRONZE MEDAL  
September 27, 2015 United States of America defeated Israel 15-4

GOLD MEDAL  
September 27, 2015 Canada defeated Iroquois Nationals 12-8

**2019 WORLD INDOOR LACROSSE CHAMPIONSHIP – Langley, British Columbia**

| GROUP BLUE               | <u>GP</u> | <u>W</u> | <u>L</u> | <u>T</u> | <u>OL</u> | <u>GF</u> | <u>GA</u> | <u>PTS</u> |
|--------------------------|-----------|----------|----------|----------|-----------|-----------|-----------|------------|
| Canada                   | 4         | 4        | 0        | 0        | 0         | 70        | 28        | 8          |
| Iroquois Nationals       | 4         | 3        | 1        | 0        | 0         | 60        | 40        | 6          |
| United States of America | 4         | 2        | 2        | 0        | 0         | 56        | 41        | 4          |
| Israel                   | 4         | 1        | 3        | 0        | 0         | 29        | 59        | 2          |
| England                  | 4         | 0        | 3        | 0        | 1         | 20        | 67        | 1          |

| GROUP GREEN    | <u>GP</u> | <u>W</u> | <u>L</u> | <u>T</u> | <u>OL</u> | <u>GF</u> | <u>GA</u> | <u>PTS</u> |
|----------------|-----------|----------|----------|----------|-----------|-----------|-----------|------------|
| Czech Republic | 4         | 4        | 0        | 0        | 0         | 68        | 21        | 8          |
| Germany        | 4         | 3        | 1        | 0        | 0         | 67        | 29        | 6          |
| Slovakia       | 4         | 2        | 2        | 0        | 0         | 51        | 56        | 4          |
| Scotland       | 4         | 1        | 3        | 0        | 0         | 46        | 60        | 2          |
| Mexico         | 4         | 0        | 4        | 0        | 0         | 26        | 92        | 0          |

| GROUP ORANGE | <u>GP</u> | <u>W</u> | <u>L</u> | <u>T</u> | <u>OL</u> | <u>GF</u> | <u>GA</u> | <u>PTS</u> |
|--------------|-----------|----------|----------|----------|-----------|-----------|-----------|------------|
| Finland      | 4         | 4        | 0        | 0        | 0         | 79        | 25        | 8          |
| Australia    | 4         | 3        | 1        | 0        | 0         | 68        | 32        | 6          |
| Austria      | 4         | 2        | 2        | 0        | 0         | 49        | 46        | 4          |
| Sweden       | 4         | 1        | 3        | 0        | 0         | 50        | 69        | 2          |
| Costa Rica   | 4         | 0        | 4        | 0        | 0         | 9         | 83        | 0          |

| GROUP YELLOW        | <u>GP</u> | <u>W</u> | <u>L</u> | <u>T</u> | <u>OL</u> | <u>GF</u> | <u>GA</u> | <u>PTS</u> |
|---------------------|-----------|----------|----------|----------|-----------|-----------|-----------|------------|
| Netherlands         | 4         | 3        | 1        | 0        | 0         | 52        | 40        | 6          |
| Serbia              | 4         | 3        | 1        | 0        | 0         | 50        | 41        | 6          |
| Republic of Ireland | 4         | 3        | 1        | 0        | 0         | 54        | 29        | 6          |
| Hong Kong           | 4         | 1        | 3        | 0        | 0         | 45        | 70        | 2          |
| Switzerland         | 4         | 0        | 4        | 0        | 0         | 36        | 57        | 0          |

ROUND-ROBIN TOURNAMENT

September 19, 2019 Australia defeated Costa Rica 20-1  
September 19, 2019 Slovakia defeated Scotland 24-14  
September 19, 2019 Finland defeated Austria 20-5  
September 19, 2019 Serbia defeated Switzerland 8-6  
September 19, 2019 Iroquois Nationals defeated Israel 17-6  
September 19, 2019 Czech Republic defeated Mexico 29-6  
September 19, 2019 Canada defeated United States of America 16-6  
September 19, 2019 Netherlands defeated Republic of Ireland 11-8  
September 20, 2019 Finland defeated Sweden 23-6  
September 20, 2019 Austria defeated Costa Rica 18-0  
September 20, 2019 Czech Republic defeated Slovakia 17-3  
September 20, 2019 Serbia defeated Netherlands 11-9  
September 20, 2019 Canada defeated England 18-5  
September 20, 2019 Republic of Ireland defeated Hong Kong 18-2  
September 20, 2019 United States of America defeated Israel 18-10  
September 20, 2019 Germany defeated Mexico 25-6  
September 21, 2019 Republic of Ireland defeated Serbia 10-9  
September 21, 2019 Hong Kong defeated Switzerland 16-13



September 21, 2019 Austria defeated Sweden 20-10  
 September 21, 2019 Slovakia defeated Mexico 18-7  
 September 21, 2019 Israel defeated England 8-7 OT  
 September 21, 2019 Germany defeated Scotland 18-6  
 September 21, 2019 Iroquois Nationals defeated United States of America 12-10  
 September 21, 2019 Finland defeated Australia 15-10  
 September 22, 2019 Czech Republic defeated Germany 11-6  
 September 22, 2019 Netherlands defeated Switzerland 15-10  
 September 22, 2019 Scotland defeated Mexico 20-7  
 September 22, 2019 Serbia defeated Hong Kong 22-16  
 September 22, 2019 Canada defeated Israel 17-5  
 September 22, 2019 Finland defeated Costa Rica 21-4  
 September 22, 2019 Iroquois Nationals defeated England 19-5  
 September 22, 2019 Australia defeated Sweden 22-10  
 September 23, 2019 Netherlands defeated Hong Kong 17-11  
 September 23, 2019 Germany defeated Slovakia 18-6  
 September 23, 2019 Republic of Ireland defeated Switzerland 18-7  
 September 23, 2019 Sweden defeated Costa Rica 24-4  
 September 23, 2019 United States of America defeated England 22-3  
 September 23, 2019 Australia defeated Austria 16-6  
 September 23, 2019 Canada defeated Iroquois Nationals 19-12  
 September 23, 2019 Czech Republic defeated Scotland 11-6

#### PLACEMENT GAMES

September 24, 2019 England defeated Finland 15-6  
 September 24, 2019 Czech Republic defeated Netherlands 17-6  
 September 24, 2019 Scotland defeated Hong Kong 12-10  
 September 24, 2019 Slovakia defeated Costa Rica 21-4  
 September 24, 2019 Sweden defeated Switzerland 12-11  
 September 24, 2019 Austria defeated Mexico 11-10  
  
 September 25, 2019 England defeated Israel 9-7  
 September 25, 2019 United States of America defeated Czech Republic 17-3  
 September 25, 2019 Australia defeated Scotland 29-5  
 September 25, 2019 Republic of Ireland defeated Slovakia 13-4  
 September 25, 2019 Germany defeated Sweden 17-10  
 September 25, 2019 Serbia defeated Austria 13-11  
 September 25, 2019 Hong Kong defeated Costa Rica 19-2  
 September 25, 2019 Switzerland defeated Mexico 15-6  
  
 September 26, 2019 Finland defeated Czech Republic 17-9  
 September 26, 2019 Israel defeated Netherlands 22-7  
 September 26, 2019 Australia defeated Republic of Ireland 17-11  
 September 26, 2019 Germany defeated Serbia 13-8  
 September 26, 2019 Slovakia defeated Scotland 14-12  
 September 26, 2019 Austria defeated Sweden 12-7  
  
 19TH PLACE  
 September 27, 2019 Mexico defeated Costa Rica 14-11  
  
 17TH PLACE  
 September 27, 2019 Switzerland defeated Hong Kong 16-14  
  
 15TH PLACE  
 September 27, 2019 Sweden defeated Scotland 18-9  
  
 13TH PLACE  
 September 28, 2019 Slovakia defeated Austria 16-13  
  
 11TH PLACE  
 September 28, 2019 Republic of Ireland defeated Serbia 14-9  
  
 9TH PLACE  
 September 28, 2019 Australia defeated Germany 13-6  
  
 7TH PLACE  
 September 28, 2019 Czech Republic defeated Netherlands 12-8  
  
 5TH PLACE  
 September 28, 2019 Israel defeated Finland 14-9

SEMI-FINALS  
 September 26, 2019 Canada defeated England 21-4  
 September 26, 2019 Iroquois Nationals defeated United States of America 9-7

BRONZE MEDAL  
 September 28, 2019 United States of America defeated England 11-8

GOLD MEDAL  
 September 28, 2019 Canada defeated Iroquois Nationals 19-12

**I.L.F. INDOOR LACROSSE WORLD CHAMPIONS**

|      | <u>Champion</u> | <u>Finalist</u>    | <u>Venue</u>            |
|------|-----------------|--------------------|-------------------------|
| 2003 | <b>Canada</b>   | Iroquois Nationals | <i>Southern Ontario</i> |
| 2007 | <b>Canada</b>   | Iroquois Nationals | <i>Halifax</i>          |

**F.I.L. INDOOR LACROSSE WORLD CHAMPIONS**

|      | <u>Champion</u> | <u>Finalist</u>    | <u>Venue</u>    |
|------|-----------------|--------------------|-----------------|
| 2011 | <b>Canada</b>   | Iroquois Nationals | <i>Prague</i>   |
| 2015 | <b>Canada</b>   | Iroquois Nationals | <i>Syracuse</i> |

**COCKERTON CUP – WORLD INDOOR LACROSSE CHAMPIONS**

|      | <u>Champion</u> | <u>Finalist</u>    | <u>Venue</u>   |
|------|-----------------|--------------------|----------------|
| 2019 | <b>Canada</b>   | Iroquois Nationals | <i>Langley</i> |
| 2024 |                 |                    | <i>Utica</i>   |

## WORLD INDOOR LACROSSE CHAMPIONSHIPS – OVERALL TEAM RECORDS

|                          | <u>WILC</u> | <u>CHP</u> | <u>GP</u> | <u>W</u> | <u>L</u> | <u>T</u> | <u>OL</u> | <u>GF</u> | <u>GA</u> | <u>PCT</u> |
|--------------------------|-------------|------------|-----------|----------|----------|----------|-----------|-----------|-----------|------------|
| Canada                   | 5           | 5          | 29        | 29       | 0        | 0        | 0         | 570       | 173       | 1.000      |
| Haudenosaunee (Iroquois) | 5           | 0          | 29        | 21       | 8        | 0        | 0         | 473       | 271       | .724       |
| United States of America | 5           | 0          | 33        | 19       | 14       | 0        | 0         | 462       | 323       | .576       |
| Australia                | 5           | 0          | 31        | 15       | 16       | 0        | 0         | 370       | 445       | .484       |
| Czech Republic           | 5           | 0          | 31        | 11       | 20       | 0        | 0         | 310       | 418       | .355       |
| England                  | 4           | 0          | 25        | 10       | 14       | 0        | 1         | 251       | 353       | .400       |
| Republic of Ireland      | 4           | 0          | 24        | 10       | 14       | 0        | 0         | 206       | 312       | .417       |
| Finland                  | 2           | 0          | 14        | 9        | 5        | 0        | 0         | 195       | 126       | .643       |
| Germany                  | 2           | 0          | 14        | 8        | 6        | 0        | 0         | 184       | 142       | .571       |
| Israel                   | 2           | 0          | 15        | 8        | 7        | 0        | 0         | 154       | 165       | .533       |
| Serbia                   | 2           | 0          | 15        | 7        | 8        | 0        | 0         | 177       | 189       | .467       |
| Scotland                 | 3           | 0          | 20        | 7        | 13       | 0        | 0         | 209       | 305       | .350       |
| Slovakia                 | 2           | 0          | 13        | 6        | 7        | 0        | 0         | 136       | 178       | .462       |
| Turkey                   | 1           | 0          | 8         | 4        | 4        | 0        | 0         | 118       | 126       | .500       |
| Austria                  | 1           | 0          | 8         | 4        | 4        | 0        | 0         | 96        | 92        | .500       |
| Netherlands              | 1           | 0          | 7         | 3        | 4        | 0        | 0         | 73        | 91        | .429       |
| Sweden                   | 1           | 0          | 8         | 3        | 5        | 0        | 0         | 97        | 118       | .375       |
| Hong Kong                | 1           | 0          | 7         | 2        | 5        | 0        | 0         | 88        | 100       | .286       |
| Switzerland              | 2           | 0          | 13        | 2        | 11       | 0        | 0         | 122       | 180       | .154       |
| Mexico                   | 1           | 0          | 7         | 1        | 6        | 0        | 0         | 56        | 129       | .143       |
| Costa Rica               | 1           | 0          | 7         | 0        | 7        | 0        | 0         | 26        | 137       | .000       |

### AUSTRALIA

|      | <u>GP</u> | <u>W</u> | <u>L</u> | <u>T</u> | <u>OL</u> | <u>GF</u> | <u>GA</u> | <u>PLACE</u> |     |
|------|-----------|----------|----------|----------|-----------|-----------|-----------|--------------|-----|
| 2003 | Australia | 6        | 2        | 4        |           | 60        | 112       | 5th          |     |
| 2007 | Australia | 5        | 1        | 4        |           | 46        | 80        | 6th          |     |
| 2011 | Australia | 5        | 1        | 4        |           | 32        | 104       | 6th          |     |
| 2015 | Australia | 8        | 5        | 3        |           | 105       | 95        | 8th          |     |
| 2019 | Australia | 7        | 6        | 1        | 0         | 0         | 127       | 54           | 9th |

### AUSTRIA

|      | <u>GP</u> | <u>W</u> | <u>L</u> | <u>T</u> | <u>OL</u> | <u>GF</u> | <u>GA</u> | <u>PLACE</u> |      |
|------|-----------|----------|----------|----------|-----------|-----------|-----------|--------------|------|
| 2019 | Austria   | 8        | 4        | 4        | 0         | 0         | 96        | 92           | 14th |

### CANADA

|      | <u>GP</u> | <u>W</u> | <u>L</u> | <u>T</u> | <u>OL</u> | <u>GF</u> | <u>GA</u> | <u>PLACE</u> |     |
|------|-----------|----------|----------|----------|-----------|-----------|-----------|--------------|-----|
| 2003 | Canada    | 7        | 7        | 0        |           | 147       | 42        | 1st          |     |
| 2007 | Canada    | 5        | 5        | 0        |           | 106       | 32        | 1st          |     |
| 2011 | Canada    | 5        | 5        | 0        |           | 109       | 24        | 1st          |     |
| 2015 | Canada    | 6        | 6        | 0        |           | 98        | 31        | 1st          |     |
| 2019 | Canada    | 6        | 6        | 0        | 0         | 0         | 110       | 44           | 1st |

### COSTA RICA

|      | <u>GP</u>  | <u>W</u> | <u>L</u> | <u>T</u> | <u>OL</u> | <u>GF</u> | <u>GA</u> | <u>PLACE</u> |      |
|------|------------|----------|----------|----------|-----------|-----------|-----------|--------------|------|
| 2019 | Costa Rica | 7        | 0        | 7        | 0         | 0         | 26        | 137          | 20th |

### CZECH REPUBLIC

|      | <u>GP</u>      | <u>W</u> | <u>L</u> | <u>T</u> | <u>OL</u> | <u>GF</u> | <u>GA</u> | <u>PLACE</u> |     |
|------|----------------|----------|----------|----------|-----------|-----------|-----------|--------------|-----|
| 2003 | Czech Republic | 6        | 0        | 6        |           | 39        | 119       | 6th          |     |
| 2007 | Czech Republic | 4        | 1        | 3        |           | 42        | 49        | 7th          |     |
| 2011 | Czech Republic | 6        | 2        | 4        |           | 53        | 86        | 4th          |     |
| 2015 | Czech Republic | 7        | 2        | 5        |           | 67        | 95        | 7th          |     |
| 2019 | Czech Republic | 8        | 6        | 2        | 0         | 0         | 109       | 69           | 7th |

**ENGLAND**

|      |         | <u>GP</u> | <u>W</u> | <u>L</u> | <u>T</u> | <u>OL</u> | <u>GF</u> | <u>GA</u> | <u>PLACE</u> |
|------|---------|-----------|----------|----------|----------|-----------|-----------|-----------|--------------|
| 2007 | England | 6         | 3        | 3        |          |           | 65        | 93        | 4th          |
| 2011 | England | 5         | 3        | 2        |          |           | 79        | 63        | 5th          |
| 2015 | England | 6         | 2        | 4        |          |           | 51        | 85        | 5th          |
| 2019 | England | 8         | 2        | 5        | 0        | 1         | 56        | 112       | 4th          |

**FINLAND**

|      |         | <u>GP</u> | <u>W</u> | <u>L</u> | <u>T</u> | <u>OL</u> | <u>GF</u> | <u>GA</u> | <u>PLACE</u> |
|------|---------|-----------|----------|----------|----------|-----------|-----------|-----------|--------------|
| 2015 | Finland | 7         | 4        | 3        |          |           | 84        | 63        | 9th          |
| 2019 | Finland | 7         | 5        | 2        | 0        | 0         | 111       | 63        | 6th          |

**GERMANY**

|      |         | <u>GP</u> | <u>W</u> | <u>L</u> | <u>T</u> | <u>OL</u> | <u>GF</u> | <u>GA</u> | <u>PLACE</u> |
|------|---------|-----------|----------|----------|----------|-----------|-----------|-----------|--------------|
| 2015 | Germany | 7         | 3        | 4        |          |           | 81        | 82        | 11th         |
| 2019 | Germany | 7         | 5        | 2        | 0        | 0         | 103       | 60        | 10th         |

**HONG KONG**

|      |           | <u>GP</u> | <u>W</u> | <u>L</u> | <u>T</u> | <u>OL</u> | <u>GF</u> | <u>GA</u> | <u>PLACE</u> |
|------|-----------|-----------|----------|----------|----------|-----------|-----------|-----------|--------------|
| 2019 | Hong Kong | 7         | 2        | 5        | 0        | 0         | 88        | 100       | 18th         |

**IROQUOIS NATIONALS / HAUSENOSAUNEE NATIONALS**

|      |                    | <u>GP</u> | <u>W</u> | <u>L</u> | <u>T</u> | <u>OL</u> | <u>GF</u> | <u>GA</u> | <u>PLACE</u> |
|------|--------------------|-----------|----------|----------|----------|-----------|-----------|-----------|--------------|
| 2003 | Iroquois Nationals | 7         | 5        | 2        |          |           | 126       | 81        | 2nd          |
| 2007 | Iroquois Nationals | 5         | 4        | 1        |          |           | 98        | 35        | 2nd          |
| 2011 | Iroquois Nationals | 5         | 4        | 1        |          |           | 84        | 37        | 2nd          |
| 2015 | Iroquois Nationals | 6         | 4        | 2        |          |           | 84        | 52        | 2nd          |
| 2019 | Iroquois Nationals | 6         | 4        | 2        | 0        | 0         | 81        | 66        | 2nd          |

**ISRAEL**

|      |        | <u>GP</u> | <u>W</u> | <u>L</u> | <u>T</u> | <u>OL</u> | <u>GF</u> | <u>GA</u> | <u>PLACE</u> |
|------|--------|-----------|----------|----------|----------|-----------|-----------|-----------|--------------|
| 2015 | Israel | 8         | 5        | 3        |          |           | 82        | 81        | 4th          |
| 2019 | Israel | 7         | 3        | 4        | 0        | 0         | 72        | 84        | 5th          |

**REPUBLIC OF IRELAND**

|      |                     | <u>GP</u> | <u>W</u> | <u>L</u> | <u>T</u> | <u>OL</u> | <u>GF</u> | <u>GA</u> | <u>PLACE</u> |
|------|---------------------|-----------|----------|----------|----------|-----------|-----------|-----------|--------------|
| 2007 | Republic of Ireland | 4         | 0        | 4        |          |           | 14        | 81        | 8th          |
| 2011 | Republic of Ireland | 5         | 1        | 4        |          |           | 26        | 78        | 7th          |
| 2015 | Republic of Ireland | 8         | 4        | 4        |          |           | 74        | 94        | 6th          |
| 2019 | Republic of Ireland | 7         | 5        | 2        | 0        | 0         | 92        | 59        | 11th         |

**MEXICO**

|      |        | <u>GP</u> | <u>W</u> | <u>L</u> | <u>T</u> | <u>OL</u> | <u>GF</u> | <u>GA</u> | <u>PLACE</u> |
|------|--------|-----------|----------|----------|----------|-----------|-----------|-----------|--------------|
| 2019 | Mexico | 7         | 1        | 6        | 0        | 0         | 56        | 129       | 19th         |

**NETHERLANDS**

|      |             | <u>GP</u> | <u>W</u> | <u>L</u> | <u>T</u> | <u>OL</u> | <u>GF</u> | <u>GA</u> | <u>PLACE</u> |
|------|-------------|-----------|----------|----------|----------|-----------|-----------|-----------|--------------|
| 2019 | Netherlands | 7         | 3        | 4        | 0        | 0         | 73        | 91        | 8th          |

**SCOTLAND**

|      |          | <u>GP</u> | <u>W</u> | <u>L</u> | <u>T</u> | <u>OL</u> | <u>GF</u> | <u>GA</u> | <u>PLACE</u> |
|------|----------|-----------|----------|----------|----------|-----------|-----------|-----------|--------------|
| 2003 | Scotland | 7         | 3        | 4        |          |           | 80        | 106       | 4th          |
| 2007 | Scotland | 5         | 2        | 3        |          |           | 45        | 68        | 5th          |
| 2019 | Scotland | 8         | 2        | 6        | 0        | 0         | 84        | 131       | 16th         |

**SERBIA**

|      |        | <u>GP</u> | <u>W</u> | <u>L</u> | <u>T</u> | <u>OL</u> | <u>GF</u> | <u>GA</u> | <u>PLACE</u> |
|------|--------|-----------|----------|----------|----------|-----------|-----------|-----------|--------------|
| 2015 | Serbia | 8         | 3        | 5        |          |           | 97        | 110       | 12th         |
| 2019 | Serbia | 7         | 4        | 3        | 0        | 0         | 80        | 79        | 12th         |

**SLOVAKIA**

|      |          | <u>GP</u> | <u>W</u> | <u>L</u> | <u>T</u> | <u>OL</u> | <u>GF</u> | <u>GA</u> | <u>PLACE</u> |
|------|----------|-----------|----------|----------|----------|-----------|-----------|-----------|--------------|
| 2011 | Slovakia | 5         | 1        | 4        |          |           | 30        | 80        | 8th          |
| 2019 | Slovakia | 8         | 5        | 3        | 0        | 0         | 106       | 98        | 13th         |

**SWEDEN**

|      |        | <u>GP</u> | <u>W</u> | <u>L</u> |   |   | <u>GF</u> | <u>GA</u> | <u>PLACE</u> |
|------|--------|-----------|----------|----------|---|---|-----------|-----------|--------------|
| 2019 | Sweden | 8         | 3        | 5        | 0 | 0 | 97        | 118       | 15th         |

**SWITZERLAND**

|      |             | <u>GP</u> | <u>W</u> | <u>L</u> | <u>T</u> | <u>OL</u> | <u>GF</u> | <u>GA</u> | <u>PLACE</u> |
|------|-------------|-----------|----------|----------|----------|-----------|-----------|-----------|--------------|
| 2015 | Switzerland | 6         | 0        | 6        |          |           | 44        | 91        | 13th         |
| 2019 | Switzerland | 7         | 2        | 5        | 0        | 0         | 78        | 89        | 17th         |

**TURKEY**

|      |        | <u>GP</u> | <u>W</u> | <u>L</u> |  |  | <u>GF</u> | <u>GA</u> | <u>PLACE</u> |
|------|--------|-----------|----------|----------|--|--|-----------|-----------|--------------|
| 2015 | Turkey | 8         | 4        | 4        |  |  | 118       | 126       | 10th         |

**UNITED STATES OF AMERICA**

|      |                          | <u>GP</u> | <u>W</u> | <u>L</u> | <u>T</u> | <u>OL</u> | <u>GF</u> | <u>GA</u> | <u>PLACE</u> |
|------|--------------------------|-----------|----------|----------|----------|-----------|-----------|-----------|--------------|
| 2003 | United States of America | 7         | 3        | 4        |          |           | 99        | 91        | 3rd          |
| 2007 | United States of America | 6         | 4        | 2        |          |           | 82        | 60        | 3rd          |
| 2011 | United States of America | 6         | 4        | 2        |          |           | 100       | 41        | 3rd          |
| 2015 | United States of America | 7         | 4        | 3        |          |           | 90        | 70        | 3rd          |
| 2019 | United States of America | 7         | 4        | 3        | 0        | 0         | 91        | 61        | 3rd          |

**EUROPEAN LACROSSE CHAMPIONSHIPS (FIELD)****1995-****1995 EUROPEAN LACROSSE CHAMPIONSHIP – Prague & Plzeň, Czech Republic**

England\*  
 Czech Republic  
 Wales  
 Scotland  
 Sweden  
 Germany

**BRONZE MEDAL**

Wales defeated Scotland 12-4

**GOLD MEDAL**

England defeated Czech Republic

**1996 EUROPEAN LACROSSE CHAMPIONSHIP – Düsseldorf, Germany**

England\*  
 Czech Republic  
 Scotland  
 Wales  
 Sweden  
 Germany

**BRONZE MEDAL**

Scotland defeated Wales

**GOLD MEDAL**

England defeated Czech Republic 8-6

**1997 EUROPEAN LACROSSE CHAMPIONSHIP – Stockholm, Sweden**

England\*  
 Czech Republic  
 Sweden  
 Wales  
 Germany  
 Scotland

**BRONZE MEDAL**

Sweden defeated Wales

**GOLD MEDAL**

England defeated Czech Republic 9-7

**1999 EUROPEAN LACROSSE CHAMPIONSHIP – Manchester, England**

|                | <u>GP</u> | <u>W</u> | <u>L</u> | <u>GF</u> | <u>GA</u> | <u>PTS</u> |
|----------------|-----------|----------|----------|-----------|-----------|------------|
| England*       | 5         | 5        | 0        | 96        | 14        | 10         |
| Germany        | 5         | 4        | 1        | 33        | 43        | 8          |
| Scotland       | 5         | 3        | 2        | 42        | 43        | 6          |
| Czech Republic | 5         | 2        | 3        | 34        | 48        | 4          |
| Wales          | 5         | 1        | 4        | 29        | 52        | 2          |
| Sweden         | 5         | 0        | 5        | 22        | 56        | 0          |

**5TH PLACE**

Wales defeated Sweden 6-5

**BRONZE MEDAL**

Scotland defeated Czech Republic 8-6

**GOLD MEDAL**

England defeated Germany 12-9

**2000 EUROPEAN LACROSSE CHAMPIONSHIP – Glasgow, Scotland**

|                | <u>GP</u> | <u>W</u> | <u>L</u> | <u>GF</u> | <u>GA</u> | <u>PTS</u> |
|----------------|-----------|----------|----------|-----------|-----------|------------|
| England*       | 5         | 5        | 0        | 96        | 14        | 10         |
| Germany        | 5         | 4        | 1        | 33        | 43        | 8          |
| Czech Republic | 5         | 3        | 2        | 42        | 43        | 6          |
| Scotland       | 5         | 2        | 3        | 40        | 58        | 4          |
| Sweden         | 5         | 1        | 4        | 25        | 41        | 2          |
| Wales          | 5         | 0        | 5        | 27        | 55        | 0          |

**5TH PLACE**

Sweden defeated Wales 6-5 OT

**BRONZE MEDAL**

Scotland defeated Czech Republic 9-8

**GOLD MEDAL**

England defeated Germany 11-7

**2001 EUROPEAN LACROSSE CHAMPIONSHIP – Penarth, Wales**

|                     | <u>GP</u> | <u>W</u> | <u>L</u> | <u>GF</u> | <u>GA</u> | <u>PTS</u> |
|---------------------|-----------|----------|----------|-----------|-----------|------------|
| Germany*            | 5         | 5        | 0        | 71        | 20        | 10         |
| England             | 5         | 4        | 1        | 57        | 39        | 8          |
| Czech Republic      | 5         | 3        | 2        | 70        | 43        | 6          |
| Scotland            | 5         | 2        | 3        | 35        | 52        | 4          |
| Wales               | 5         | 1        | 4        | 29        | 59        | 2          |
| Republic of Ireland | 5         | 0        | 5        | 21        | 70        | 0          |

**5TH PLACE**

Wales defeated Republic of Ireland 11-3

**BRONZE MEDAL**

Czech Republic defeated Scotland 16-11

**GOLD MEDAL**

Germany defeated England 16-8

**2004 EUROPEAN LACROSSE CHAMPIONSHIP – Prague, Czech Republic**

| GROUP A        | <u>GP</u> | <u>W</u> | <u>L</u> | <u>GF</u> | <u>GA</u> | <u>PTS</u> |
|----------------|-----------|----------|----------|-----------|-----------|------------|
| England*       | 5         | 5        | 0        | 81        | 22        | 10         |
| Germany        | 5         | 4        | 1        | 43        | 29        | 8          |
| Scotland       | 5         | 2        | 3        | 29        | 58        | 4          |
| Sweden         | 5         | 2        | 3        | 37        | 44        | 4          |
| Czech Republic | 5         | 1        | 4        | 39        | 43        | 2          |
| Wales          | 5         | 1        | 4        | 20        | 53        | 2          |

**GROUP B**

|                     | <u>GP</u> | <u>W</u> | <u>L</u> | <u>GF</u> | <u>GA</u> | <u>PTS</u> |
|---------------------|-----------|----------|----------|-----------|-----------|------------|
| Republic of Ireland | 5         | 5        | 0        | 69        | 10        | 10         |
| Finland             | 5         | 4        | 1        | 42        | 25        | 8          |
| Denmark             | 5         | 3        | 2        | 28        | 34        | 6          |
| Netherlands         | 5         | 2        | 3        | 43        | 33        | 4          |
| Italy               | 5         | 1        | 4        | 14        | 48        | 2          |
| Latvia              | 5         | 0        | 5        | 12        | 58        | 0          |

**PLAYOFF**

Sweden defeated Republic of Ireland 9-1

**11TH PLACE**

Italy defeated Latvia 5-4

**9TH PLACE**

Netherlands defeated Denmark 18-2

**7TH PLACE**

Republic of Ireland defeated Finland 12-6

**5TH PLACE**

Czech Republic defeated Wales 7-2

SEMI-FINALS

England defeated Sweden 14-2

Germany defeated Scotland 7-5

BRONZE MEDAL

Scotland defeated Sweden 12-10

GOLD MEDAL

England defeated Germany 7-6

**2008 EUROPEAN LACROSSE CHAMPIONSHIP – Lahti, Finland**

| GROUP A             | <u>GP</u> | <u>W</u> | <u>L</u> | <u>GF</u> | <u>GA</u> | <u>PTS</u> |
|---------------------|-----------|----------|----------|-----------|-----------|------------|
| England*            | 5         | 5        | 0        | 130       | 11        | 10         |
| Republic of Ireland | 5         | 4        | 1        | 58        | 36        | 8          |
| Wales               | 5         | 3        | 2        | 77        | 31        | 6          |
| Latvia              | 5         | 2        | 3        | 34        | 73        | 4          |
| Spain               | 5         | 1        | 4        | 27        | 81        | 2          |
| Switzerland         | 5         | 0        | 5        | 9         | 103       | 0          |

| GROUP B        | <u>GP</u> | <u>W</u> | <u>L</u> | <u>GF</u> | <u>GA</u> | <u>PTS</u> |
|----------------|-----------|----------|----------|-----------|-----------|------------|
| Germany        | 5         | 5        | 0        | 75        | 18        | 10         |
| Finland        | 5         | 4        | 1        | 72        | 25        | 8          |
| Czech Republic | 5         | 3        | 2        | 70        | 39        | 6          |
| Slovakia       | 5         | 2        | 3        | 49        | 48        | 4          |
| Norway         | 5         | 1        | 4        | 23        | 83        | 2          |
| Italy          | 5         | 0        | 5        | 20        | 97        | 0          |

| GROUP C     | <u>GP</u> | <u>W</u> | <u>L</u> | <u>GF</u> | <u>GA</u> | <u>PTS</u> |
|-------------|-----------|----------|----------|-----------|-----------|------------|
| Netherlands | 5         | 4        | 1        | 76        | 24        | 8          |
| Sweden      | 5         | 4        | 1        | 62        | 16        | 8          |
| Scotland    | 5         | 4        | 1        | 61        | 19        | 8          |
| Denmark     | 5         | 2        | 3        | 39        | 63        | 4          |
| Austria     | 5         | 1        | 4        | 28        | 68        | 2          |
| France      | 5         | 0        | 5        | 3         | 99        | 0          |

| 13TH / 18TH PLACE | <u>GP</u> | <u>W</u> | <u>L</u> | <u>GF</u> | <u>GA</u> | <u>PTS</u> |
|-------------------|-----------|----------|----------|-----------|-----------|------------|
| Spain             | 2         | 2        | 0        | 25        | 12        | 4          |
| Austria           | 2         | 1        | 1        | 25        | 13        | 2          |
| Italy             | 2         | 0        | 2        | 6         | 31        | 0          |
| Norway            | 2         | 2        | 0        | 26        | 7         | 4          |
| Switzerland       | 2         | 1        | 1        | 12        | 11        | 2          |
| France            | 2         | 0        | 2        | 5         | 25        | 0          |

17TH PLACE

France defeated Italy 7-4

15TH PLACE

Austria defeated Switzerland 9-8

13TH PLACE

Spain defeated Norway 10-0

| 7TH / 12TH PLACE | <u>GP</u> | <u>W</u> | <u>L</u> | <u>GF</u> | <u>GA</u> | <u>PTS</u> |
|------------------|-----------|----------|----------|-----------|-----------|------------|
| Wales            | 2         | 2        | 0        | 28        | 6         | 4          |
| Scotland         | 2         | 1        | 1        | 17        | 11        | 2          |
| Slovakia         | 2         | 0        | 2        | 3         | 31        | 0          |
| Czech Republic   | 2         | 2        | 0        | 33        | 11        | 4          |
| Denmark          | 2         | 1        | 1        | 16        | 19        | 2          |
| Latvia           | 2         | 0        | 2        | 12        | 31        | 0          |

11TH PLACE

Latvia defeated Slovakia 8-4

9TH PLACE

Scotland defeated Denmark 13-2

7TH PLACE

Wales defeated Czech Republic 9-6



| 1ST / 6TH PLACE     | <u>GP</u> | <u>W</u> | <u>L</u> | <u>GF</u> | <u>GA</u> | <u>PTS</u> |
|---------------------|-----------|----------|----------|-----------|-----------|------------|
| Netherlands         | 2         | 2        | 0        | 23        | 16        | 4          |
| Germany             | 2         | 1        | 1        | 16        | 20        | 2          |
| Republic of Ireland | 2         | 0        | 2        | 18        | 21        | 0          |
| England             | 2         | 2        | 0        | 34        | 8         | 4          |
| Sweden              | 2         | 1        | 1        | 10        | 30        | 2          |
| Finland             | 2         | 0        | 2        | 11        | 17        | 0          |

#### 5TH PLACE

Finland defeated Republic of Ireland 9-8

#### BRONZE MEDAL

Germany defeated Sweden 9-8

#### GOLD MEDAL

England defeated Netherlands 14-4

### 2012 EUROPEAN LACROSSE CHAMPIONSHIP – Amsterdam, Netherlands

| BLUE GROUP          | <u>GP</u> | <u>W</u> | <u>L</u> | <u>GF</u> | <u>GA</u> | <u>PTS</u> |
|---------------------|-----------|----------|----------|-----------|-----------|------------|
| England*            | 5         | 5        | 0        | 76        | 25        | 5          |
| Germany             | 5         | 4        | 1        | 49        | 47        | 4          |
| Republic of Ireland | 5         | 2        | 3        | 45        | 45        | 2          |
| Sweden              | 5         | 2        | 3        | 42        | 56        | 2          |
| Finland             | 5         | 1        | 4        | 35        | 47        | 1          |
| Netherlands         | 5         | 1        | 4        | 33        | 60        | 1          |

| PURPLE GROUP   | <u>GP</u> | <u>W</u> | <u>L</u> | <u>GF</u> | <u>GA</u> | <u>PTS</u> |
|----------------|-----------|----------|----------|-----------|-----------|------------|
| Scotland       | 5         | 5        | 0        | 62        | 22        | 5          |
| Czech Republic | 5         | 4        | 1        | 90        | 27        | 4          |
| Switzerland    | 5         | 3        | 2        | 49        | 36        | 3          |
| Italy          | 5         | 2        | 3        | 42        | 51        | 2          |
| Spain          | 5         | 1        | 4        | 19        | 66        | 1          |
| Belgium        | 5         | 0        | 5        | 23        | 83        | 0          |

| GREEN GROUP | <u>GP</u> | <u>W</u> | <u>L</u> | <u>GF</u> | <u>GA</u> | <u>PTS</u> |
|-------------|-----------|----------|----------|-----------|-----------|------------|
| Israel      | 4         | 4        | 0        | 49        | 27        | 4          |
| Wales       | 4         | 3        | 1        | 53        | 23        | 3          |
| Slovakia    | 4         | 2        | 2        | 35        | 42        | 2          |
| Norway      | 4         | 1        | 3        | 26        | 36        | 1          |
| France      | 4         | 0        | 4        | 17        | 52        | 0          |

#### PLAYOFFS

Republic of Ireland defeated Slovakia 15-3

Sweden defeated Switzerland 14-8

Netherlands defeated Czech Republic 9-8 OT

Finland defeated Wales 10-4

| 9TH / 12TH PLACE | <u>GP</u> | <u>W</u> | <u>L</u> | <u>GF</u> | <u>GA</u> | <u>PTS</u> |
|------------------|-----------|----------|----------|-----------|-----------|------------|
| Czech Republic   | 3         | 3        | 0        | 45        | 17        | 3          |
| Wales            | 3         | 2        | 1        | 32        | 24        | 2          |
| Switzerland      | 3         | 1        | 2        | 27        | 27        | 1          |
| Slovakia         | 3         | 0        | 3        | 10        | 46        | 0          |

| 13TH / 17TH PLACE | <u>GP</u> | <u>W</u> | <u>L</u> | <u>GF</u> | <u>GA</u> | <u>PTS</u> |
|-------------------|-----------|----------|----------|-----------|-----------|------------|
| Italy             | 4         | 4        | 0        | 45        | 17        | 4          |
| Norway            | 4         | 3        | 1        | 44        | 18        | 3          |
| Belgium           | 4         | 2        | 2        | 36        | 51        | 2          |
| France            | 4         | 1        | 3        | 29        | 57        | 1          |
| Spain             | 4         | 0        | 4        | 29        | 40        | 0          |

#### QUARTER-FINALS

England defeated Finland 14-5

Netherlands defeated Israel 18-3

Sweden defeated Scotland 12-11

Republic of Ireland defeated Germany 15-12

5TH / 8TH PLACE

Germany defeated Finland 14-9  
Scotland defeated Israel 19-6

Finland defeated Israel 16-6  
Germany defeated Scotland 19-13

SEMI-FINALS

England defeated Netherlands 14-5  
Republic of Ireland defeated Sweden 13-8

BRONZE MEDAL

Sweden defeated Netherlands 11-10

GOLD MEDAL

England defeated Republic of Ireland 15-5

**2016 EUROPEAN LACROSSE CHAMPIONSHIP – Budapest, Hungary**

| POOL A         | <u>GP</u> | <u>W</u> | <u>L</u> | <u>GF</u> | <u>GA</u> | <u>PTS</u> |
|----------------|-----------|----------|----------|-----------|-----------|------------|
| England*       | 5         | 5        | 0        | 95        | 19        | 5          |
| Germany        | 5         | 4        | 1        | 56        | 29        | 4          |
| Latvia         | 5         | 3        | 2        | 58        | 32        | 3          |
| Czech Republic | 5         | 2        | 3        | 47        | 44        | 2          |
| Hungary        | 5         | 1        | 4        | 20        | 79        | 1          |
| Italy          | 5         | 0        | 5        | 14        | 87        | 0          |

| POOL B              | <u>GP</u> | <u>W</u> | <u>L</u> | <u>GF</u> | <u>GA</u> | <u>PTS</u> |
|---------------------|-----------|----------|----------|-----------|-----------|------------|
| Wales               | 5         | 4        | 1        | 58        | 24        | 4          |
| Scotland            | 5         | 4        | 1        | 61        | 35        | 4          |
| Norway              | 5         | 3        | 2        | 63        | 33        | 3          |
| Republic of Ireland | 5         | 3        | 2        | 54        | 28        | 3          |
| Austria             | 5         | 1        | 4        | 24        | 69        | 1          |
| Denmark             | 5         | 0        | 5        | 21        | 92        | 0          |

| POOL C      | <u>GP</u> | <u>W</u> | <u>L</u> | <u>GF</u> | <u>GA</u> | <u>PTS</u> |
|-------------|-----------|----------|----------|-----------|-----------|------------|
| Israel      | 5         | 5        | 0        | 71        | 13        | 5          |
| Switzerland | 5         | 4        | 1        | 60        | 22        | 4          |
| Sweden      | 5         | 3        | 2        | 53        | 37        | 3          |
| Belgium     | 5         | 2        | 3        | 38        | 62        | 2          |
| Spain       | 5         | 1        | 4        | 38        | 55        | 1          |
| Slovenia    | 5         | 0        | 5        | 9         | 80        | 0          |

| POOL D      | <u>GP</u> | <u>W</u> | <u>L</u> | <u>GF</u> | <u>GA</u> | <u>PTS</u> |
|-------------|-----------|----------|----------|-----------|-----------|------------|
| Finland     | 5         | 5        | 0        | 80        | 10        | 5          |
| Netherlands | 5         | 4        | 1        | 61        | 25        | 4          |
| Poland      | 5         | 3        | 2        | 32        | 29        | 3          |
| Russia      | 5         | 2        | 3        | 33        | 52        | 2          |
| Slovakia    | 5         | 1        | 4        | 28        | 59        | 1          |
| France      | 5         | 0        | 5        | 13        | 72        | 0          |

PLAYOFFS

England defeated Switzerland 12-3  
Israel defeated Germany 8-4  
Wales defeated Netherlands 12-5  
Finland defeated Scotland 9-8 OT

PLACEMENT

Ireland defeated Poland 15-5  
Norway defeated Russia 14-1  
Latvia defeated Belgium 27-3  
Czech Republic defeated Sweden 8-6  
Austria defeated France 10-3  
Hungary defeated Slovenia 12-4  
Spain defeated Italy 14-7  
Denmark defeated Slovakia 13-12

SEMI-FINALS

Italy defeated France 13-12 OT  
Slovakia defeated Slovenia 12-3  
Spain defeated Austria 10-8  
Hungary defeated Denmark 9-7  
Sweden defeated Russia 14-7  
Poland defeated Belgium 10-8  
Latvia defeated Ireland 17-12  
Czech Republic defeated Norway 9-6  
Switzerland defeated Scotland 9-8  
Germany defeated Netherlands 9-5  
Israel defeated Wales 10-3  
England defeated Finland 14-1

23RD PLACE

France defeated Slovenia 9-5

21ST PLACE

Italy defeated Slovakia 9-7

19TH PLACE

Austria defeated Denmark 13-3

17TH PLACE

Hungary defeated Spain 13-6

15TH PLACE

Belgium defeated Russia 11-7

13TH PLACE

Sweden defeated Poland 12-10

11TH PLACE

Ireland defeated Norway 10-7

9TH PLACE

Latvia defeated Czech Republic 12-10

7TH PLACE

Netherlands defeated Scotland 11-8

5TH PLACE

Germany defeated Switzerland 10-5

BRONZE MEDAL

Finland defeated Wales 12-4

GOLD MEDAL

England defeated Israel 7-6

**2022 EUROPEAN LACROSSE QUALIFICATION – Wroclaw, Poland**

|                | <u>GP</u> | <u>W</u> | <u>L</u> | <u>GF</u> | <u>GA</u> | <u>PTS</u> |
|----------------|-----------|----------|----------|-----------|-----------|------------|
| <b>POOL A</b>  |           |          |          |           |           |            |
| Wales          | 5         | 5        | 0        | 59        | 15        | 5          |
| Latvia         | 5         | 4        | 1        | 40        | 26        | 4          |
| Denmark        | 5         | 3        | 2        | 31        | 35        | 3          |
| Spain          | 5         | 2        | 3        | 30        | 28        | 2          |
| Slovakia       | 5         | 1        | 4        | 21        | 33        | 1          |
| Turkey         | 5         | 0        | 5        | 13        | 57        | 0          |
| <b>POOL B</b>  |           |          |          |           |           |            |
| Switzerland    | 5         | 5        | 0        | 47        | 23        | 5          |
| Italy          | 5         | 4        | 1        | 59        | 28        | 4          |
| Austria        | 5         | 3        | 2        | 43        | 26        | 3          |
| Croatia        | 5         | 2        | 3        | 36        | 41        | 2          |
| Hungary        | 5         | 1        | 4        | 32        | 40        | 1          |
| Slovenia       | 5         | 0        | 5        | 13        | 72        | 0          |
| <b>POOL C</b>  |           |          |          |           |           |            |
| Czech Republic | 5         | 5        | 0        | 58        | 21        | 5          |
| Poland         | 5         | 3        | 2        | 37        | 22        | 3          |
| Norway         | 5         | 2        | 3        | 28        | 17        | 2          |
| Greece         | 5         | 1        | 4        | 27        | 43        | 1          |
| Portugal       | 5         | 0        | 5        | 6         | 71        | 0          |
| <b>POOL D</b>  |           |          |          |           |           |            |
| Netherlands    | 5         | 4        | 1        | 43        | 31        | 4          |
| Sweden         | 5         | 3        | 2        | 38        | 26        | 3          |
| Finland        | 5         | 3        | 2        | 32        | 29        | 3          |
| France         | 5         | 3        | 2        | 47        | 33        | 3          |
| Belgium        | 5         | 1        | 4        | 21        | 44        | 1          |

**EUROPEAN LACROSSE CHAMPIONS (FIELD)**

|      | <u>Champion</u> | <u>Finalist</u>     | <u>Venue</u>      |
|------|-----------------|---------------------|-------------------|
| 1995 | <b>England</b>  | Czech Republic      | <i>Prague</i>     |
| 1996 | <b>England</b>  | Czech Republic      | <i>Düsseldorf</i> |
| 1997 | <b>England</b>  | Czech Republic      | <i>Stockholm</i>  |
| 1999 | <b>England</b>  | Germany             | <i>Manchester</i> |
| 2000 | <b>England</b>  | Germany             | <i>Glasgow</i>    |
| 2001 | <b>Germany</b>  | England             | <i>Penarth</i>    |
| 2004 | <b>England</b>  | Germany             | <i>Prague</i>     |
| 2008 | <b>England</b>  | Netherlands         | <i>Lahti</i>      |
| 2012 | <b>England</b>  | Republic of Ireland | <i>Amsterdam</i>  |
| 2016 | <b>England</b>  | Israel              | <i>Budapest</i>   |
| 2022 | <i>none</i>     | <i>none</i>         | <i>Wroclaw</i>    |

**EUROPEAN BOX LACROSSE CHAMPIONSHIPS****2017-****2017 EUROPEAN BOX LACROSSE CHAMPIONSHIP – Turku, Finland**

|                       | <u>GP</u> | <u>W</u> | <u>L</u> | <u>GF</u> | <u>GA</u> | <u>PTS</u> |
|-----------------------|-----------|----------|----------|-----------|-----------|------------|
| <b>KALEVALA GROUP</b> |           |          |          |           |           |            |
| Israel*               | 3         | 3        | 0        | 61        | 8         | 3          |
| Republic of Ireland   | 3         | 2        | 1        | 47        | 25        | 2          |
| Serbia                | 3         | 1        | 2        | 25        | 37        | 1          |
| Turkey                | 3         | 0        | 3        | 9         | 72        | 0          |
| <b>KARELIA GROUP</b>  |           |          |          |           |           |            |
| Czech Republic        | 3         | 3        | 0        | 44        | 30        | 3          |
| Finland               | 3         | 2        | 1        | 37        | 35        | 2          |
| England               | 3         | 1        | 2        | 38        | 41        | 1          |
| Germany               | 3         | 0        | 3        | 21        | 34        | 0          |
| <b>GRANITE GROUP</b>  |           |          |          |           |           |            |
| Switzerland           | 4         | 4        | 0        | 49        | 39        | 4          |
| Slovakia              | 4         | 3        | 1        | 68        | 36        | 3          |
| Austria               | 4         | 3        | 1        | 50        | 37        | 3          |
| Poland                | 4         | 1        | 3        | 36        | 44        | 1          |
| Sweden                | 4         | 1        | 3        | 45        | 56        | 1          |
| Netherlands           | 4         | 0        | 4        | 37        | 73        | 0          |

**PLAYOFFS**

Netherlands defeated Sweden 12-10

Serbia defeated Poland 10-9

Slovakia defeated Turkey 30-6

England defeated Austria 18-8

Germany defeated Switzerland 7-3

**PLACEMENT**

Sweden defeated Austria 13-8

Poland defeated Netherlands 13-12

Switzerland defeated Poland 12-3

Sweden defeated Turkey 18-1

**13TH PLACE**

Austria defeated Netherlands 20-3

**11TH PLACE**

Poland defeated Turkey 18-8

**9TH PLACE**

Switzerland defeated Sweden 10-7

**7TH PLACE**

Slovakia defeated Serbia 11-9

**QUARTER-FINALS**

Germany defeated Republic of Ireland 8-4

Czech Republic defeated Serbia 14-0

Finland defeated Slovakia 16-7

Israel defeated England 13-8

**SEMI-FINALS**

England defeated Slovakia 17-8

Republic of Ireland defeated Serbia 15-2

Czech Republic defeated Germany 13-2

Israel defeated Finland 11-6

**5TH PLACE**

England defeated Republic of Ireland 17-12

**BRONZE MEDAL**

Finland defeated Germany 11-6

**GOLD MEDAL**

Israel defeated Czech Republic 8-7

**2022 EUROPEAN BOX LACROSSE CHAMPIONSHIP – Hannover, Germany**

|                            | <u>GP</u> | <u>W</u> | <u>L</u> | <u>GF</u> | <u>GA</u> | <u>PTS</u> |
|----------------------------|-----------|----------|----------|-----------|-----------|------------|
| <b>POOL A</b>              |           |          |          |           |           |            |
| Finland                    | 3         | 3        | 0        | 53        | 9         | 3          |
| Sweden                     | 3         | 2        | 1        | 33        | 31        | 2          |
| Belgium                    | 3         | 1        | 2        | 16        | 45        | 1          |
| Serbia                     | 3         | 0        | 3        | 25        | 42        | 0          |
| <b>POOL B</b>              |           |          |          |           |           |            |
| Germany                    | 3         | 3        | 0        | 36        | 24        | 3          |
| Czech Republic             | 3         | 2        | 1        | 65        | 17        | 2          |
| Slovakia                   | 3         | 1        | 2        | 28        | 46        | 1          |
| Poland                     | 3         | 0        | 3        | 15        | 57        | 0          |
| <b>POOL C</b>              |           |          |          |           |           |            |
| Switzerland                | 2         | 2        | 0        | 29        | 17        | 2          |
| Austria                    | 2         | 1        | 1        | 23        | 23        | 1          |
| Netherlands                | 2         | 0        | 2        | 21        | 33        | 0          |
| <b>POOL D</b>              |           |          |          |           |           |            |
| England*                   | 2         | 2        | 0        | 25        | 13        | 2          |
| Scotland                   | 2         | 1        | 1        | 24        | 22        | 1          |
| Republic of Ireland        | 2         | 0        | 2        | 14        | 28        | 0          |
| <b>CONSOLIDATION ROUND</b> |           |          |          |           |           |            |
| Republic of Ireland        | 5         | 5        | 0        | 74        | 39        | 5          |
| Austria                    | 5         | 4        | 1        | 74        | 47        | 4          |
| Netherlands                | 5         | 3        | 2        | 66        | 61        | 3          |
| Poland                     | 5         | 2        | 3        | 55        | 68        | 2          |
| Belgium                    | 5         | 1        | 4        | 41        | 71        | 1          |
| Serbia                     | 5         | 0        | 5        | 46        | 70        | 0          |

**PLAYOFFS**

Slovakia defeated Austria 12-5  
 Scotland defeated Belgium 17-4  
 England defeated Switzerland 14-5

**QUARTER-FINALS**

England defeated Sweden 19-7  
 Germany defeated Scotland 18-7  
 Finland defeated Slovakia 14-13  
 Czech Republic defeated Switzerland 23-5

**PLACEMENT**

Slovakia defeated Scotland 15-7  
 Switzerland defeated Sweden 16-8

**SEMI-FINALS**

England defeated Czech Republic 13-12  
 Germany defeated Finland 14-8

**7TH PLACE**

Scotland defeated Sweden 14-10

**5TH PLACE**

Slovakia defeated Switzerland 12-8

**BRONZE MEDAL**

Czech Republic defeated Finland 15-9

**GOLD MEDAL**

England defeated Germany 11-8

**EUROPEAN BOX LACROSSE CHAMPIONS**

|      | <u>Champion</u> | <u>Finalist</u> | <u>Venue</u>    |
|------|-----------------|-----------------|-----------------|
| 2017 | <b>Israel</b>   | Czech Republic  | <i>Turku</i>    |
| 2022 | <b>England</b>  | Germany         | <i>Hannover</i> |

***INTERNATIONAL DOMESTIC LACROSSE***

***EUROPEAN LACROSSE LEAGUE***

***ENGLAND – S.E.M.L.A. & N.E.M.L.A.***

***GERMANY***

***CZECHOSLOVAKIA / CZECH REPUBLIC / SLOVAKIA***

***AUSTRALIA & NEW ZEALAND***

***BELGIUM***

***DENMARK***

***FINLAND***

***REPUBLIC OF IRELAND***

***ISRAEL***

***NORWAY***

***POLAND***

***SWITZERLAND***

**EUROPEAN LACROSSE LEAGUE****2011-2014**

|           |                          |
|-----------|--------------------------|
| 2011-2011 | Bratislava DNV Bats      |
| 2011-2012 | Bison LC Radotín         |
| 2011-2012 | ELL Blue                 |
| 2011-2011 | ELL Orange               |
| 2011-2012 | LC Old Dogs Plzeň        |
| 2011-2011 | Prague Sports            |
| 2012-2012 | Aitcom Pardubice         |
| 2012-2014 | Deutschland Adler        |
| 2012-2014 | LC Wolves Radotín        |
| 2013-2014 | LC Custodes Radotín      |
| 2013-2014 | Pietro Filipi LC Radotín |

**2011 EUROPEAN LACROSSE LEAGUE**

|                      | <u>GP</u> | <u>W</u> | <u>L</u> |  | <u>GF</u> | <u>GA</u> | <u>PTS</u> |
|----------------------|-----------|----------|----------|--|-----------|-----------|------------|
| ELL Blue             | 8         | 7        | 1        |  | 66        | 53        |            |
| Prague Sports        | 9         | 6        | 3        |  | 80        | 70        |            |
| Bratislava DNV Bats* | 9         | 5        | 4        |  | 79        | 66        |            |
| Bison LC Radotín     | 10        | 5        | 5        |  | 96        | 84        |            |
| ELL Orange           | 9         | 2        | 7        |  | 59        | 68        |            |
| LC Old Dogs Plzeň    | 9         | 2        | 7        |  | 43        | 82        |            |

**PLAYOFFS**

Prague Sports defeated LC Old Dogs Plzeň 8-5  
 Bratislava DNV Bats defeated ELL Orange 11-2

Prague Sports defeated Bison LC Radotín 8-6  
 Bratislava DNV Bats defeated ELL Blue 8-3

**5TH PLACE**

LC Old Dogs Plzeň defeated ELL Orange 7-6

**BRONZE**

Bison LC Radotín defeated ELL Blue 7-2

**CHAMPIONSHIP**

Bratislava DNV Bats defeated Prague Sports 8-5

**2012 EUROPEAN LACROSSE LEAGUE**

|                    | <u>GP</u> | <u>W</u> | <u>L</u> | <u>T</u> |  | <u>GF</u> | <u>GA</u> | <u>PTS</u> |
|--------------------|-----------|----------|----------|----------|--|-----------|-----------|------------|
| LC Bison Radotín   | 6         | 5        | 1        | 0        |  | 58        | 39        | 43         |
| Deutschland Adler* | 6         | 5        | 1        | 0        |  | 30        | 64        | 38         |
| LC Wolves Radotín  | 6         | 3        | 3        | 0        |  | 44        | 49        | 30         |
| Aitcom Pardubice   | 6         | 2        | 4        | 0        |  | 52        | 66        | 26         |
| ELL Blue           | 6         | 2        | 4        | 0        |  | 36        | 67        | 24         |
| LC Old Dogs Plzeň  | 6         | 1        | 5        | 0        |  | 41        | 57        | 19         |

**PLAYOFFS**

Aitcom Pardubice defeated LC Old Dogs Plzeň 12-3  
 LC Wolves Radotín defeated ELL Blue 16-5

LC Bison Radotín defeated Aitcom Pardubice 10-8  
 Deutschland Adler defeated LC Wolves Radotín 7-5

**5TH PLACE**

LC Old Dogs Plzeň defeated ELL Blue 15:6

**BRONZE**

LC Wolves Radotín defeated Aitcom Pardubice 7-6

**CHAMPIONSHIP**

Deutschland Adler defeated LC Bison Radotín 10-9



### 2013 EUROPEAN LACROSSE LEAGUE

|                          | <u>GP</u> | <u>W</u> | <u>L</u> | <u>T</u> | <u>GF</u> | <u>GA</u> | <u>PTS</u> |
|--------------------------|-----------|----------|----------|----------|-----------|-----------|------------|
| LC Wolves Radotín*       | 9         | 7        | 2        | 0        | 97        | 73        | 32½        |
| Deutschland Adler        | 9         | 4        | 5        | 0        | 90        | 91        | 22½        |
| LC Custodes Radotín      | 9         | 4        | 5        | 0        | 96        | 101       | 19½        |
| Pietro Filipi LC Radotín | 9         | 3        | 6        | 0        | 70        | 88        | 15½        |

#### PLAYOFFS

LC Wolves Radotín defeated Pietro Filipi LC Radotín 11-9

Deutschland Adler defeated LC Custodes Radotín 13-7

#### BRONZE

Pietro Filipi LC Radotín defeated LC Custodes Radotín 13-11

#### CHAMPIONSHIP

LC Wolves Radotín defeated Deutschland Adler 9-8

### 2014 EUROPEAN LACROSSE LEAGUE

|                          | <u>GP</u> | <u>W</u> | <u>L</u> | <u>T</u> | <u>GF</u> | <u>GA</u> | <u>PTS</u> |
|--------------------------|-----------|----------|----------|----------|-----------|-----------|------------|
| LC Wolves Radotín        | 9         | 7        | 2        | 0        | 111       | 70        | 34         |
| Deutschland Adler*       | 9         | 5        | 4        | 0        | 94        | 87        | 24½        |
| LC Custodes Radotín      | 9         | 4        | 5        | 0        | 81        | 94        | 18         |
| Pietro Filipi LC Radotín | 9         | 2        | 7        | 0        | 61        | 96        | 13½        |

#### PLAYOFFS

LC Wolves Radotín defeated Pietro Filipi LC Radotín 10-3

Deutschland Adler defeated LC Custodes Radotín 11-6

#### BRONZE

LC Custodes Radotín defeated Pietro Filipi LC Radotín 13-7

#### CHAMPIONSHIP

Deutschland Adler defeated LC Wolves Radotín 8-7

### EUROPEAN LACROSSE LEAGUE CHAMPIONS

|      | <u>Champion</u>            | <u>Finalist</u>   |
|------|----------------------------|-------------------|
| 2011 | <b>Bratislava DNV Bats</b> | Prague Sports     |
| 2012 | <b>Deutschland Adler</b>   | LC Bison Radotín  |
| 2013 | <b>LC Wolves Radotín</b>   | Deutschland Adler |
| 2014 | <b>Deutschland Adler</b>   | LC Wolves Radotín |

## ENGLAND – SOUTH OF ENGLAND MEN'S LACROSSE ASSOCIATION



# SEMLA

South of England Men's Lacrosse Association

### 1952-53 SOUTH OF ENGLAND MEN'S LACROSSE ASSOCIATION

| DIVISION 1       | <u>GP</u> | <u>W</u> | <u>L</u> | <u>T</u> | <u>GF</u> | <u>GA</u> | <u>PTS</u> |
|------------------|-----------|----------|----------|----------|-----------|-----------|------------|
| Purley           | 12        | 12       | 0        | 0        | 224       | 75        | 24         |
| Hampstead        | 11        | 8        | 3        | 0        | 100       | 80        | 16         |
| Buckhurst Hill   | 11        | 6        | 4        | 1        | 128       | 93        | 13         |
| Lee              | 9         | 5        | 4        | 0        | 98        | 83        | 10         |
| Kenton           | 12        | 5        | 7        | 0        | 82        | 78        | 10         |
| Old Dunstonians  | 10        | 3        | 5        | 2        | 84        | 97        | 9          |
| Old Thorntonians | 11        | 1        | 8        | 2        | 45        | 153       | 4          |
| Purley 'A'       | 9         | 0        | 9        | 0        | 24        | 126       | 0          |

### 1953-54 SOUTH OF ENGLAND MEN'S LACROSSE ASSOCIATION

| DIVISION 1       | <u>GP</u> | <u>W</u> | <u>L</u> | <u>T</u> | <u>GF</u> | <u>GA</u> | <u>PTS</u> |
|------------------|-----------|----------|----------|----------|-----------|-----------|------------|
| Purley           | 12        | 11       | 1        | 0        | 148       | 78        | 22         |
| Lee              | 11        | 9        | 2        | 0        | 142       | 70        | 18         |
| Hampstead        | 10        | 7        | 3        | 0        | 88        | 59        | 14         |
| Kenton           | 11        | 3        | 6        | 2        | 67        | 72        | 8          |
| Old Dunstonians  | 12        | 3        | 8        | 1        | 56        | 125       | 7          |
| Buckhurst Hill   | 11        | 2        | 7        | 2        | 53        | 88        | 6          |
| Old Thorntonians | 11        | 1        | 9        | 1        | 47        | 129       | 3          |

### 1954-55 SOUTH OF ENGLAND MEN'S LACROSSE ASSOCIATION

| DIVISION 1       | <u>GP</u> | <u>W</u> | <u>L</u> | <u>T</u> | <u>GF</u> | <u>GA</u> | <u>PTS</u> |
|------------------|-----------|----------|----------|----------|-----------|-----------|------------|
| Hampstead        | 13        | 12       | 1        | 0        | 167       | 45        | 24         |
| Lee              | 14        | 11       | 3        | 0        | 175       | 80        | 22         |
| Purley           | 12        | 9        | 3        | 0        | 91        | 56        | 18         |
| Kenton           | 13        | 8        | 5        | 0        | 95        | 62        | 16         |
| Old Dunstonians  | 14        | 4        | 8        | 2        | 85        | 99        | 10         |
| Old Thorntonians | 13        | 4        | 7        | 2        | 75        | 129       | 10         |
| Buckhurst Hill   | 14        | 1        | 11       | 2        | 74        | 145       | 4          |
| Old Sedcopians   | 13        | 1        | 12       | 0        | 48        | 192       | 2          |

### 1955-56 SOUTH OF ENGLAND MEN'S LACROSSE ASSOCIATION

| DIVISION 1       | <u>GP</u> | <u>W</u> | <u>L</u> | <u>T</u> | <u>GF</u> | <u>GA</u> | <u>PTS</u> |
|------------------|-----------|----------|----------|----------|-----------|-----------|------------|
| Purley           | 14        | 13       | 1        | 0        | 144       | 58        | 26         |
| Kenton           | 13        | 11       | 2        | 0        | 147       | 43        | 22         |
| Buckhurst Hill   | 14        | 9        | 5        | 0        | 146       | 105       | 18         |
| Lee              | 14        | 8        | 6        | 0        | 145       | 124       | 16         |
| Hampstead        | 14        | 7        | 6        | 1        | 131       | 138       | 15         |
| Old Sedcopians   | 13        | 2        | 10       | 1        | 84        | 141       | 5          |
| Old Thorntonians | 14        | 2        | 11       | 1        | 81        | 188       | 5          |
| Old Dunstonians  | 14        | 1        | 12       | 1        | 83        | 164       | 3          |

### 1956-57 SOUTH OF ENGLAND MEN'S LACROSSE ASSOCIATION

| DIVISION 1       | <u>GP</u> | <u>W</u> | <u>L</u> | <u>T</u> | <u>GF</u> | <u>GA</u> | <u>PTS</u> |
|------------------|-----------|----------|----------|----------|-----------|-----------|------------|
| Kenton           | 14        | 13       | 1        | 0        | 162       | 57        | 26         |
| Purley           | 14        | 9        | 3        | 2        | 171       | 94        | 20         |
| Lee              | 14        | 10       | 4        | 0        | 162       | 103       | 20         |
| Buckhurst Hill   | 14        | 7        | 6        | 1        | 123       | 93        | 15         |
| Hampstead        | 14        | 6        | 7        | 1        | 97        | 126       | 13         |
| Old Dunstonians  | 14        | 4        | 9        | 1        | 98        | 147       | 9          |
| Old Thorntonians | 14        | 3        | 10       | 1        | 86        | 157       | 7          |
| Old Sedcopians   | 14        | 1        | 13       | 0        | 84        | 206       | 2          |

### 1957-58 SOUTH OF ENGLAND MEN'S LACROSSE ASSOCIATION

| DIVISION 1                          | <u>GP</u> | <u>W</u> | <u>L</u> | <u>T</u> | <u>GF</u> | <u>GA</u> | <u>PTS</u> |
|-------------------------------------|-----------|----------|----------|----------|-----------|-----------|------------|
| Kenton                              | 15        | 14       | 1        | 0        | 167       | 54        | 28         |
| Lee                                 | 16        | 11       | 3        | 2        | 165       | 114       | 24         |
| Purley                              | 15        | 10       | 3        | 2        | 176       | 68        | 22         |
| Buckhurst Hill                      | 16        | 10       | 6        | 0        | 158       | 118       | 20         |
| Old Dunstonians                     | 16        | 9        | 6        | 1        | 153       | 109       | 19         |
| London University                   | 14        | 6        | 7        | 1        | 112       | 113       | 13         |
| Old Sedcopians                      | 16        | 3        | 13       | 0        | 75        | 170       | 6          |
| Old Thorntonians                    | 14        | 2        | 12       | 0        | 52        | 188       | 4          |
| Hampstead                           | 16        | 1        | 15       | 0        | 67        | 191       | 2          |
| DIVISION 2                          | <u>GP</u> | <u>W</u> | <u>L</u> | <u>T</u> | <u>GF</u> | <u>GA</u> | <u>PTS</u> |
| Henry Thornton School               | 6         | 5        | 1        | 0        | 38        | 17        | 10         |
| Chislehurst & Sidcup Grammar School | 7         | 4        | 3        | 0        | 51        | 45        | 8          |
| Purley 2                            | 8         | 4        | 4        | 0        | 62        | 75        | 8          |
| Buckhurst Hill 2                    | 7         | 3        | 4        | 0        | 28        | 49        | 6          |
| London University Ottowas           | 8         | 2        | 6        | 0        | 19        | 12        | 4          |

### 1958-59 SOUTH OF ENGLAND MEN'S LACROSSE ASSOCIATION

| DIVISION 1                          | <u>GP</u> | <u>W</u> | <u>L</u> | <u>T</u> | <u>GF</u> | <u>GA</u> | <u>PTS</u> |
|-------------------------------------|-----------|----------|----------|----------|-----------|-----------|------------|
| Kenton                              | 13        | 11       | 1        | 1        | 162       | 51        | 23         |
| Purley                              | 14        | 11       | 1        | 2        | 215       | 77        | 24         |
| London University                   | 13        | 10       | 3        | 0        | 139       | 79        | 20         |
| Old Dunstonians                     | 16        | 8        | 8        | 0        | 145       | 144       | 16         |
| Buckhurst Hill                      | 16        | 6        | 6        | 4        | 115       | 135       | 16         |
| Lee                                 | 16        | 6        | 9        | 1        | 124       | 176       | 13         |
| Hampstead                           | 12        | 4        | 7        | 1        | 87        | 117       | 9          |
| Old Sedcopians                      | 15        | 2        | 12       | 1        | 64        | 186       | 5          |
| Old Thorntonians                    | 13        | 1        | 12       | 0        | 53        | 139       | 2          |
| DIVISION 2                          | <u>GP</u> | <u>W</u> | <u>L</u> | <u>T</u> | <u>GF</u> | <u>GA</u> | <u>PTS</u> |
| Henry Thornton School               | 10        | 8        | 2        | 0        | 55        | 27        | 16         |
| Purley 2                            | 9         | 7        | 2        | 0        | 52        | 18        | 14         |
| Buckhurst Hill 2                    | 10        | 7        | 3        | 0        | 65        | 42        | 14         |
| Chislehurst & Sidcup Grammar School | 9         | 4        | 5        | 0        | 34        | 67        | 8          |
| Herga                               | 10        | 3        | 7        | 0        | 12        | 48        | 6          |
| London University Ottowas           | 10        | 0        | 10       | 0        | 10        | 26        | 0          |

### 1959-60 SOUTH OF ENGLAND MEN'S LACROSSE ASSOCIATION

| DIVISION 1                          | <u>GP</u> | <u>W</u> | <u>L</u> | <u>T</u> | <u>GF</u> | <u>GA</u> | <u>PTS</u> |
|-------------------------------------|-----------|----------|----------|----------|-----------|-----------|------------|
| Purley                              | 12        | 11       | 0        | 1        | 151       | 54        | 23         |
| London University                   | 12        | 10       | 1        | 1        | 108       | 57        | 21         |
| Buckhurst Hill                      | 12        | 5        | 7        | 0        | 57        | 89        | 10         |
| Kenton                              | 12        | 4        | 7        | 1        | 61        | 63        | 9          |
| Lee                                 | 12        | 4        | 8        | 0        | 68        | 100       | 8          |
| Hampstead                           | 12        | 4        | 8        | 0        | 63        | 93        | 8          |
| Old Dunstonians                     | 12        | 2        | 9        | 1        | 64        | 116       | 5          |
| DIVISION 2                          | <u>GP</u> | <u>W</u> | <u>L</u> | <u>T</u> | <u>GF</u> | <u>GA</u> | <u>PTS</u> |
| Bristol University                  | 16        | 16       | 0        | 0        | 81        | 22        | 32         |
| Old Sedcopians                      | 16        | 12       | 3        | 1        | 161       | 75        | 25         |
| Woodmansterne                       | 16        | 11       | 3        | 2        | 172       | 80        | 24         |
| Henry Thornton School               | 14        | 7        | 6        | 1        | 193       | 57        | 15         |
| Purley 'B'                          | 16        | 5        | 10       | 1        | 116       | 188       | 11         |
| Buckhurst Hill 2                    | 16        | 5        | 11       | 0        | 72        | 105       | 10         |
| Purley 'A'                          | 14        | 5        | 9        | 0        | 67        | 99        | 10         |
| Herga                               | 15        | 4        | 10       | 1        | 58        | 117       | 9          |
| Chislehurst & Sidcup Grammar School | 15        | 1        | 14       | 0        | 37        | 214       | 2          |

### 1960-61 SOUTH OF ENGLAND MEN'S LACROSSE ASSOCIATION

| DIVISION 1                          | <u>GP</u> | <u>W</u> | <u>L</u> | <u>T</u> | <u>GF</u> | <u>GA</u> | <u>PTS</u> |
|-------------------------------------|-----------|----------|----------|----------|-----------|-----------|------------|
| London University                   | 12        | 11       | 1        | 0        | 130       | 40        | 22         |
| Purley                              | 12        | 8        | 4        | 0        | 101       | 59        | 16         |
| Lee                                 | 12        | 7        | 5        | 0        | 78        | 94        | 14         |
| Kenton                              | 12        | 6        | 5        | 1        | 69        | 42        | 13         |
| Buckhurst Hill                      | 11        | 5        | 6        | 0        | 51        | 83        | 10         |
| Bristol University                  | 11        | 2        | 8        | 1        | 36        | 79        | 5          |
| Hampstead                           | 12        | 1        | 11       | 0        | 44        | 112       | 2          |
| DIVISION 2                          | <u>GP</u> | <u>W</u> | <u>L</u> | <u>T</u> | <u>GF</u> | <u>GA</u> | <u>PTS</u> |
| Buckhurst Hill 2                    | 20        | 18       | 2        | 0        | 210       | 71        | 36         |
| Woodmansterne 'A'                   | 20        | 17       | 3        | 0        | 212       | 75        | 34         |
| Old Sedcopians                      | 20        | 16       | 4        | 0        | 168       | 79        | 32         |
| Beckenham                           | 20        | 12       | 8        | 0        | 110       | 122       | 24         |
| Purley 'B'                          | 19        | 9        | 8        | 2        | 92        | 133       | 20         |
| Purley 'A'                          | 19        | 10       | 9        | 0        | 82        | 131       | 20         |
| Kenton 2                            | 18        | 9        | 8        | 1        | 96        | 99        | 19         |
| Henry Thornton School               | 20        | 8        | 12       | 0        | 122       | 95        | 16         |
| Hampstead 2                         | 20        | 4        | 16       | 0        | 35        | 174       | 8          |
| Chislehurst & Sidcup Grammar School | 20        | 2        | 16       | 2        | 55        | 128       | 6          |
| Woodmansterne 'B'                   | 20        | 0        | 19       | 1        | 15        | 90        | 1          |

### 1961-62 SOUTH OF ENGLAND MEN'S LACROSSE ASSOCIATION

| DIVISION 1            | <u>GP</u> | <u>W</u> | <u>L</u> | <u>T</u> | <u>GF</u> | <u>GA</u> | <u>PTS</u> |
|-----------------------|-----------|----------|----------|----------|-----------|-----------|------------|
| Purley                | 14        | 11       | 0        | 3        | 155       | 53        | 25         |
| London University     | 13        | 10       | 1        | 2        | 135       | 45        | 22         |
| Kenton                | 13        | 8        | 3        | 2        | 84        | 52        | 18         |
| Lee                   | 14        | 6        | 7        | 1        | 96        | 108       | 13         |
| Woodmansterne         | 14        | 6        | 8        | 0        | 62        | 93        | 12         |
| Old Sedcopians        | 14        | 3        | 10       | 1        | 62        | 111       | 7          |
| Buckhurst Hill        | 14        | 3        | 10       | 1        | 42        | 86        | 7          |
| Bristol University    | 14        | 3        | 11       | 0        | 38        | 126       | 6          |
| DIVISION 2            | <u>GP</u> | <u>W</u> | <u>L</u> | <u>T</u> | <u>GF</u> | <u>GA</u> | <u>PTS</u> |
| Hampstead             | 9         | 8        | 1        | 0        | 84        | 23        | 16         |
| Purley 'A'            | 10        | 6        | 4        | 0        | 88        | 72        | 12         |
| Beckenham             | 9         | 5        | 4        | 0        | 57        | 65        | 10         |
| Purley 'B'            | 9         | 3        | 6        | 0        | 77        | 84        | 6          |
| Henry Thornton School | 8         | 3        | 5        | 0        | 65        | 77        | 6          |
| Hampstead 2           | 9         | 2        | 7        | 0        | 38        | 86        | 4          |

### 1962-63 SOUTH OF ENGLAND MEN'S LACROSSE ASSOCIATION

| DIVISION 1            | <u>GP</u> | <u>W</u> | <u>L</u> | <u>T</u> | <u>GF</u> | <u>GA</u> | <u>PTS</u> |
|-----------------------|-----------|----------|----------|----------|-----------|-----------|------------|
| Purley                | 12        | 10       | 2        | 0        | 108       | 46        | 20         |
| Lee                   | 11        | 8        | 3        | 0        | 66        | 65        | 16         |
| London University     | 12        | 8        | 4        | 0        | 133       | 74        | 16         |
| Kenton                | 9         | 5        | 4        | 0        | 53        | 41        | 10         |
| Buckhurst Hill        | 11        | 5        | 6        | 0        | 67        | 84        | 10         |
| Hampstead             | 10        | 3        | 6        | 1        | 36        | 44        | 7          |
| Old Thorntons         | 10        | 3        | 6        | 1        | 57        | 75        | 7          |
| Old Sedcopians        | 11        | 0        | 11       | 0        | 34        | 125       | 0          |
| DIVISION 2            | <u>GP</u> | <u>W</u> | <u>L</u> | <u>T</u> | <u>GF</u> | <u>GA</u> | <u>PTS</u> |
| Cambridge Eagles      | 14        | 10       | 0        | 4        | 44        | 21        | 24         |
| Bristol University    | 12        | 10       | 2        | 0        | 18        | 9         | 20         |
| Purley 'A'            | 16        | 12       | 2        | 2        | 81        | 37        | 26         |
| Beckenham 'A'         | 15        | 11       | 2        | 2        | 89        | 31        | 24         |
| Beckenham 'B'         | 12        | 5        | 6        | 1        | 52        | 42        | 11         |
| Henry Thornton School | 12        | 4        | 7        | 1        | 23        | 43        | 9          |
| Lee 2                 | 14        | 2        | 10       | 2        | 33        | 49        | 6          |
| Oxford Iroquois       | 12        | 2        | 10       | 0        | 25        | 47        | 4          |
| Hampstead 2           | 12        | 2        | 10       | 0        | 14        | 57        | 4          |
| Purley 'B'            | 11        | 0        | 9        | 2        | 21        | 64        | 2          |

**1963-64 SOUTH OF ENGLAND MEN'S LACROSSE ASSOCIATION**

| DIVISION 1        | <u>GP</u> | <u>W</u> | <u>L</u> | <u>T</u> | <u>GF</u> | <u>GA</u> | <u>PTS</u> |
|-------------------|-----------|----------|----------|----------|-----------|-----------|------------|
| London University | 11        | 10       | 1        | 0        | 132       | 53        | 20         |
| Lee               | 14        | 12       | 2        | 0        | 130       | 52        | 24         |
| Kenton            | 12        | 8        | 4        | 0        | 77        | 59        | 16         |
| Purley            | 13        | 8        | 4        | 1        | 121       | 59        | 17         |
| Old Thorntonians  | 13        | 7        | 5        | 1        | 64        | 60        | 15         |
| Hampstead         | 13        | 3        | 9        | 1        | 48        | 88        | 7          |
| Buckhurst Hill    | 14        | 2        | 11       | 1        | 78        | 102       | 5          |
| Cambridge Eagles  | 14        | 0        | 14       | 0        | 26        | 203       | 0          |

| DIVISION 2            | <u>GP</u> | <u>W</u> | <u>L</u> | <u>T</u> | <u>GF</u> | <u>GA</u> | <u>PTS</u> |
|-----------------------|-----------|----------|----------|----------|-----------|-----------|------------|
| Beckenham             | 20        | 20       | 0        | 0        | 159       | 44        | 40         |
| Old Sedcopians        | 19        | 17       | 2        | 0        | 122       | 64        | 34         |
| Henry Thornton School | 19        | 12       | 5        | 2        | 121       | 78        | 26         |
| Purley 'A'            | 20        | 11       | 7        | 2        | 133       | 119       | 24         |
| Lee 'A'               | 20        | 11       | 8        | 1        | 118       | 97        | 23         |
| Bristol University    | 20        | 10       | 10       | 0        | 81        | 74        | 20         |
| Westminster College   | 20        | 8        | 10       | 2        | 62        | 96        | 18         |
| Beckenham 'A'         | 20        | 6        | 13       | 1        | 57        | 99        | 13         |
| Purley 'B'            | 20        | 6        | 14       | 0        | 66        | 154       | 12         |
| Oxford Iroquois       | 20        | 4        | 16       | 0        | 36        | 107       | 8          |
| Cambridge Ospreys     | 20        | 0        | 20       | 0        | 10        | 33        | 0          |

**1964-65 SOUTH OF ENGLAND MEN'S LACROSSE ASSOCIATION**

| DIVISION 1        | <u>GP</u> | <u>W</u> | <u>L</u> | <u>T</u> | <u>GF</u> | <u>GA</u> | <u>PTS</u> |
|-------------------|-----------|----------|----------|----------|-----------|-----------|------------|
| Purley            | 14        | 13       | 1        | 0        | 148       | 45        | 26         |
| Lee               | 14        | 11       | 3        | 0        | 124       | 49        | 22         |
| London University | 14        | 10       | 4        | 0        | 119       | 69        | 20         |
| Buckhurst Hill    | 14        | 8        | 5        | 1        | 68        | 85        | 17         |
| Kenton            | 14        | 6        | 8        | 0        | 59        | 81        | 12         |
| Beckenham         | 14        | 4        | 10       | 0        | 60        | 145       | 8          |
| Old Thorntonians  | 14        | 2        | 12       | 0        | 34        | 53        | 4          |
| Hampstead         | 14        | 1        | 12       | 1        | 35        | 120       | 3          |

| DIVISION 2            | <u>GP</u> | <u>W</u> | <u>L</u> | <u>T</u> | <u>GF</u> | <u>GA</u> | <u>PTS</u> |
|-----------------------|-----------|----------|----------|----------|-----------|-----------|------------|
| Lee 'A'               | 22        | 20       | 1        | 1        | 138       | 49        | 41         |
| Westminster College   | 20        | 18       | 2        | 0        | 82        | 51        | 36         |
| Old Sedcopians        | 19        | 14       | 5        | 0        | 186       | 94        | 28         |
| Bristol University    | 22        | 14       | 8        | 0        | 78        | 41        | 28         |
| Cambridge Eagles      | 20        | 11       | 8        | 1        | 60        | 42        | 23         |
| Purley 'A'            | 23        | 13       | 10       | 0        | 127       | 105       | 26         |
| Beckenham 'A'         | 23        | 10       | 13       | 0        | 60        | 125       | 20         |
| London University 'A' | 20        | 8        | 12       | 0        | 33        | 19        | 16         |
| Croydon               | 23        | 9        | 14       | 0        | 67        | 110       | 18         |
| Henry Thornton School | 23        | 7        | 15       | 1        | 77        | 123       | 15         |
| Oxford Iroquois       | 24        | 6        | 16       | 2        | 51        | 74        | 14         |
| Purley 'B'            | 24        | 5        | 18       | 1        | 92        | 177       | 11         |
| Old Sedcopians 'A'    | 23        | 4        | 17       | 2        | 61        | 102       | 10         |

### 1965-66 SOUTH OF ENGLAND MEN'S LACROSSE ASSOCIATION

| DIVISION 1            | <u>GP</u> | <u>W</u> | <u>L</u> | <u>T</u> | <u>GF</u> | <u>GA</u> | <u>PTS</u> |
|-----------------------|-----------|----------|----------|----------|-----------|-----------|------------|
| Lee                   | 11        | 11       | 0        | 0        | 125       | 46        | 22         |
| Purley                | 12        | 10       | 2        | 0        | 130       | 73        | 20         |
| London University     | 11        | 7        | 4        | 0        | 140       | 88        | 14         |
| Hampstead             | 10        | 4        | 6        | 0        | 51        | 84        | 6          |
| Kenton                | 11        | 3        | 8        | 0        | 67        | 71        | 6          |
| Beckenham             | 12        | 3        | 9        | 0        | 71        | 109       | 6          |
| Buckhurst Hill        | 11        | 1        | 10       | 0        | 49        | 146       | 2          |
| DIVISION 2            | <u>GP</u> | <u>W</u> | <u>L</u> | <u>T</u> | <u>GF</u> | <u>GA</u> | <u>PTS</u> |
| Cambridge Eagles      | 20        | 16       | 2        | 2        | 74        | 53        | 34         |
| Purley 'A'            | 26        | 21       | 4        | 1        | 219       | 94        | 43         |
| Lee 'A'               | 21        | 15       | 5        | 1        | 111       | 74        | 31         |
| Old Sedcopians        | 21        | 12       | 5        | 4        | 160       | 110       | 28         |
| Purley 'B'            | 24        | 15       | 7        | 2        | 137       | 104       | 32         |
| St. Helier            | 20        | 12       | 6        | 2        | 60        | 60        | 26         |
| Croydon               | 26        | 15       | 11       | 0        | 167       | 124       | 30         |
| Westminster College   | 22        | 12       | 10       | 0        | 99        | 69        | 24         |
| Marjons               | 22        | 8        | 14       | 0        | 47        | 86        | 16         |
| Beckenham 'A'         | 22        | 6        | 16       | 0        | 92        | 149       | 12         |
| Oxford Iroquois       | 22        | 6        | 16       | 0        | 38        | 74        | 12         |
| London University 'A' | 20        | 4        | 14       | 2        | 42        | 81        | 10         |
| Old Sedcopians 'A'    | 22        | 3        | 19       | 0        | 40        | 93        | 6          |
| Henry Thornton School | 22        | 3        | 19       | 0        | 52        | 167       | 6          |

### 1966-67 SOUTH OF ENGLAND MEN'S LACROSSE ASSOCIATION

| DIVISION 1          | <u>GP</u> | <u>W</u> | <u>L</u> | <u>T</u> | <u>GF</u> | <u>GA</u> | <u>PTS</u> |
|---------------------|-----------|----------|----------|----------|-----------|-----------|------------|
| Lee                 | 10        | 10       | 0        | 0        | 127       | 21        | 20         |
| Purley              | 9         | 7        | 2        | 0        | 99        | 39        | 14         |
| Hampstead           | 10        | 5        | 5        | 0        | 47        | 98        | 10         |
| London University   | 10        | 4        | 6        | 0        | 64        | 103       | 8          |
| Kenton              | 9         | 3        | 6        | 0        | 56        | 52        | 6          |
| Beckenham           | 10        | 0        | 10       | 0        | 23        | 103       | 0          |
| DIVISION 2          | <u>GP</u> | <u>W</u> | <u>L</u> | <u>T</u> | <u>GF</u> | <u>GA</u> | <u>PTS</u> |
| Purley 'A'          | 16        | 11       | 4        | 1        | 161       | 103       | 23         |
| Purley 'B'          | 16        | 11       | 4        | 1        | 134       | 98        | 23         |
| Buckhurst Hill      | 16        | 11       | 5        | 0        | 137       | 98        | 22         |
| Lee 'A'             | 16        | 11       | 5        | 0        | 119       | 92        | 22         |
| Croydon             | 16        | 7        | 7        | 2        | 107       | 97        | 16         |
| Westminster College | 16        | 6        | 8        | 2        | 68        | 85        | 14         |
| Old Sedcopians      | 16        | 7        | 9        | 0        | 116       | 136       | 14         |
| St. Helier          | 16        | 5        | 11       | 0        | 93        | 127       | 10         |
| Cambridge Eagles    | 16        | 0        | 16       | 0        | 5         | 104       | 0          |

### 1967-68 SOUTH OF ENGLAND MEN'S LACROSSE ASSOCIATION

| DIVISION 1          | <u>GP</u> | <u>W</u> | <u>L</u> | <u>T</u> | <u>GF</u> | <u>GA</u> | <u>PTS</u> |
|---------------------|-----------|----------|----------|----------|-----------|-----------|------------|
| Lee                 | 9         | 9        | 0        | 0        | 115       | 25        | 18         |
| London University   | 10        | 5        | 5        | 0        | 60        | 65        | 10         |
| Purley              | 8         | 4        | 4        | 0        | 64        | 74        | 8          |
| Hampstead           | 9         | 4        | 5        | 0        | 39        | 53        | 8          |
| Kenton              | 8         | 2        | 5        | 1        | 35        | 48        | 5          |
| Addiscombe          | 10        | 2        | 7        | 1        | 51        | 99        | 5          |
| DIVISION 2          | <u>GP</u> | <u>W</u> | <u>L</u> | <u>T</u> | <u>GF</u> | <u>GA</u> | <u>PTS</u> |
| Lee 'A'             | 15        | 13       | 0        | 2        | 138       | 37        | 28         |
| Buckhurst Hill      | 15        | 13       | 2        | 0        | 142       | 63        | 26         |
| St. Helier          | 16        | 12       | 3        | 1        | 141       | 79        | 25         |
| Beckenham           | 16        | 8        | 7        | 1        | 124       | 72        | 17         |
| Croydon             | 16        | 7        | 9        | 0        | 101       | 132       | 14         |
| Westminster College | 16        | 4        | 12       | 0        | 36        | 63        | 8          |
| Oxford Iroquois     | 16        | 4        | 12       | 0        | 29        | 51        | 8          |
| Old Sedcopians      | 16        | 4        | 12       | 0        | 80        | 175       | 8          |
| Purley 'A'          | 16        | 4        | 12       | 0        | 78        | 197       | 8          |

|                       | <u>GP</u> | <u>W</u> | <u>L</u> | <u>T</u> | <u>GF</u> | <u>GA</u> | <u>PTS</u> |
|-----------------------|-----------|----------|----------|----------|-----------|-----------|------------|
| DIVISION 3            |           |          |          |          |           |           |            |
| Hampstead 'A'         | 22        | 20       | 2        | 0        | 148       | 42        | 40         |
| Avery Hill            | 22        | 16       | 4        | 2        | 88        | 30        | 34         |
| Cambridge Eagles      | 22        | 16       | 6        | 0        | 84        | 44        | 32         |
| Beckenham 'A'         | 21        | 12       | 9        | 0        | 77        | 86        | 24         |
| St. Helier 'A'        | 21        | 11       | 10       | 0        | 61        | 68        | 22         |
| Lee 'B'               | 18        | 10       | 8        | 0        | 103       | 52        | 20         |
| Henry Thornton School | 19        | 9        | 8        | 2        | 53        | 59        | 20         |
| Croydon 'A'           | 21        | 7        | 13       | 1        | 61        | 139       | 15         |
| London University 'A' | 16        | 6        | 10       | 0        | 28        | 35        | 12         |
| Marjons               | 18        | 4        | 14       | 0        | 37        | 102       | 8          |
| Old Sedcopians 'A'    | 18        | 4        | 14       | 0        | 15        | 76        | 8          |
| Purley 'B'            | 22        | 2        | 19       | 1        | 10        | 32        | 5          |

#### 1968-69 SOUTH OF ENGLAND MEN'S LACROSSE ASSOCIATION

|                   | <u>GP</u> | <u>W</u> | <u>L</u> | <u>T</u> | <u>GF</u> | <u>GA</u> | <u>PTS</u> |
|-------------------|-----------|----------|----------|----------|-----------|-----------|------------|
| DIVISION 1        |           |          |          |          |           |           |            |
| Lee               | 13        | 13       | 0        | 0        | 199       | 31        | 26         |
| London University | 13        | 9        | 4        | 0        | 115       | 104       | 18         |
| Hampstead         | 13        | 8        | 5        | 0        | 122       | 61        | 16         |
| Purley            | 14        | 8        | 6        | 0        | 99        | 128       | 16         |
| Buckhurst Hill    | 13        | 5        | 7        | 1        | 85        | 78        | 11         |
| St. Helier        | 14        | 5        | 9        | 0        | 76        | 155       | 10         |
| Addiscombe        | 14        | 3        | 11       | 0        | 90        | 161       | 6          |
| Kenton            | 14        | 2        | 11       | 1        | 63        | 121       | 5          |

|                  | <u>GP</u> | <u>W</u> | <u>L</u> | <u>T</u> | <u>GF</u> | <u>GA</u> | <u>PTS</u> |
|------------------|-----------|----------|----------|----------|-----------|-----------|------------|
| DIVISION 2       |           |          |          |          |           |           |            |
| Croydon          | 16        | 13       | 2        | 1        | 147       | 76        | 27         |
| Lee 'A'          | 15        | 11       | 3        | 1        | 118       | 62        | 23         |
| Beckenham        | 12        | 10       | 1        | 1        | 112       | 50        | 21         |
| Hampstead 'A'    | 16        | 9        | 7        | 0        | 133       | 85        | 18         |
| Old Sedcopians   | 13        | 7        | 5        | 1        | 96        | 107       | 15         |
| Oxford Iroquois  | 12        | 4        | 8        | 0        | 32        | 54        | 8          |
| Purley 'A'       | 16        | 4        | 12       | 0        | 60        | 143       | 8          |
| Cambridge Eagles | 14        | 2        | 12       | 0        | 29        | 78        | 4          |
| Avery Hill       | 10        | 0        | 10       | 0        | 24        | 96        | 0          |

|                       | <u>GP</u> | <u>W</u> | <u>L</u> | <u>T</u> | <u>GF</u> | <u>GA</u> | <u>PTS</u> |
|-----------------------|-----------|----------|----------|----------|-----------|-----------|------------|
| DIVISION 3            |           |          |          |          |           |           |            |
| Croydon 'A'           | 16        | 11       | 4        | 1        | 113       | 67        | 23         |
| Buckhurst Hill 'A'    | 15        | 10       | 4        | 1        | 62        | 52        | 21         |
| London Vandals        | 14        | 8        | 2        | 4        | 46        | 29        | 20         |
| Lee 'B'               | 12        | 8        | 4        | 0        | 62        | 45        | 16         |
| Beckenham             | 16        | 6        | 6        | 4        | 81        | 103       | 16         |
| Old Sedcopians        | 14        | 7        | 6        | 1        | 89        | 81        | 15         |
| St. Helier 'A'        | 15        | 5        | 9        | 1        | 76        | 72        | 11         |
| Marjons               | 14        | 3        | 7        | 4        | 22        | 59        | 10         |
| Henry Thornton School | 16        | 0        | 16       | 0        | 15        | 57        | 0          |

#### 1969-70 SOUTH OF ENGLAND MEN'S LACROSSE ASSOCIATION

|                   | <u>GP</u> | <u>W</u> | <u>L</u> | <u>T</u> | <u>GF</u> | <u>GA</u> | <u>PTS</u> |
|-------------------|-----------|----------|----------|----------|-----------|-----------|------------|
| DIVISION 1        |           |          |          |          |           |           |            |
| Lee               | 16        | 16       | 0        | 0        | 200       | 19        | 32         |
| Hampstead         | 14        | 12       | 2        | 0        | 167       | 68        | 24         |
| Purley            | 16        | 11       | 5        | 0        | 137       | 114       | 22         |
| Buckhurst Hill    | 16        | 9        | 6        | 1        | 136       | 117       | 19         |
| St. Helier        | 16        | 7        | 9        | 0        | 99        | 189       | 14         |
| London University | 16        | 5        | 10       | 1        | 125       | 127       | 11         |
| Beckenham         | 16        | 3        | 11       | 2        | 117       | 207       | 8          |
| Oxford University | 14        | 3        | 11       | 0        | 47        | 74        | 6          |
| Croydon           | 16        | 1        | 13       | 2        | 81        | 194       | 4          |

| DIVISION 2       | <u>GP</u> | <u>W</u> | <u>L</u> | <u>T</u> | <u>GF</u> | <u>GA</u> | <u>PTS</u> |
|------------------|-----------|----------|----------|----------|-----------|-----------|------------|
| Lee 'A'          | 16        | 13       | 2        | 1        | 91        | 68        | 27         |
| Old Sedcopians   | 16        | 12       | 4        | 0        | 137       | 80        | 24         |
| Kenton           | 16        | 11       | 4        | 1        | 97        | 54        | 23         |
| Hampstead Hurons | 16        | 11       | 5        | 0        | 138       | 75        | 22         |
| Purley 'A'       | 16        | 10       | 5        | 1        | 157       | 119       | 21         |
| Purley 'B'       | 16        | 5        | 10       | 1        | 57        | 159       | 11         |
| Croydon 'A'      | 16        | 4        | 12       | 0        | 48        | 122       | 8          |
| Oxford Iroquois  | 16        | 2        | 14       | 0        | 14        | 17        | 4          |
| Cambridge Eagles | 16        | 2        | 14       | 0        | 7         | 50        | 4          |

| DIVISION 3         | <u>GP</u> | <u>W</u> | <u>L</u> | <u>T</u> | <u>GF</u> | <u>GA</u> | <u>PTS</u> |
|--------------------|-----------|----------|----------|----------|-----------|-----------|------------|
| Buckhurst Hill 'A' | 12        | 11       | 1        | 0        | 74        | 34        | 22         |
| St. Helier 'A'     | 12        | 10       | 2        | 0        | 80        | 20        | 20         |
| Beckenham 'A'      | 12        | 7        | 5        | 0        | 55        | 70        | 14         |
| Old Sedcopians 'A' | 12        | 5        | 7        | 0        | 58        | 42        | 10         |
| Lee 'B'            | 12        | 5        | 7        | 0        | 43        | 71        | 10         |
| London Vandals     | 12        | 4        | 8        | 0        | 29        | 54        | 8          |
| Marjons            | 12        | 0        | 12       | 0        | 18        | 66        | 0          |

### 1970-71 SOUTH OF ENGLAND MEN'S LACROSSE ASSOCIATION

| DIVISION 1        | <u>GP</u> | <u>W</u> | <u>L</u> | <u>T</u> | <u>GF</u> | <u>GA</u> | <u>PTS</u> |
|-------------------|-----------|----------|----------|----------|-----------|-----------|------------|
| Lee               | 15        | 15       | 0        | 0        | 296       | 49        | 30         |
| Hampstead         | 16        | 12       | 4        | 0        | 225       | 115       | 24         |
| Purley            | 16        | 12       | 4        | 0        | 225       | 128       | 24         |
| Buckhurst Hill    | 16        | 11       | 5        | 0        | 175       | 127       | 22         |
| Oxford University | 16        | 6        | 10       | 0        | 38        | 58        | 12         |
| St. Helier        | 14        | 4        | 9        | 1        | 71        | 192       | 9          |
| Old Sedcopians    | 16        | 3        | 11       | 2        | 121       | 202       | 8          |
| Beckenham         | 15        | 2        | 11       | 2        | 92        | 251       | 6          |
| London University | 16        | 1        | 12       | 3        | 103       | 224       | 5          |

| DIVISION 2         | <u>GP</u> | <u>W</u> | <u>L</u> | <u>T</u> | <u>GF</u> | <u>GA</u> | <u>PTS</u> |
|--------------------|-----------|----------|----------|----------|-----------|-----------|------------|
| Croydon            | 16        | 13       | 3        | 0        | 227       | 112       | 26         |
| Kenton             | 16        | 12       | 3        | 1        | 207       | 102       | 25         |
| Hampstead Hurons   | 14        | 11       | 2        | 1        | 206       | 102       | 23         |
| Buckhurst Hill 'A' | 15        | 7        | 6        | 2        | 130       | 124       | 16         |
| Purley 'A'         | 16        | 6        | 7        | 3        | 156       | 158       | 15         |
| Lee 'A'            | 15        | 6        | 8        | 1        | 108       | 121       | 13         |
| St. Helier 'A'     | 16        | 4        | 11       | 1        | 123       | 202       | 9          |
| Croydon 'A'        | 16        | 4        | 12       | 0        | 110       | 205       | 8          |
| Purley 'B'         | 16        | 2        | 13       | 1        | 97        | 238       | 5          |

| DIVISION 3         | <u>GP</u> | <u>W</u> | <u>L</u> | <u>T</u> | <u>GF</u> | <u>GA</u> | <u>PTS</u> |
|--------------------|-----------|----------|----------|----------|-----------|-----------|------------|
| Old Hillcrovians   | 18        | 13       | 4        | 1        | 133       | 73        | 27         |
| Lee 'B'            | 18        | 13       | 4        | 1        | 106       | 49        | 27         |
| Buckhurst Hill 'B' | 18        | 12       | 5        | 1        | 106       | 77        | 25         |
| Oxford Iroquois    | 18        | 11       | 7        | 0        | 69        | 69        | 22         |
| Old Sedcopians 'A' | 18        | 10       | 8        | 0        | 69        | 69        | 20         |
| St. Helier 'B'     | 18        | 9        | 8        | 1        | 76        | 76        | 19         |
| Imperial College   | 18        | 7        | 11       | 0        | 63        | 63        | 14         |
| Cambridge Eagles   | 18        | 5        | 13       | 0        | 19        | 19        | 10         |
| Marjons            | 18        | 5        | 13       | 0        | 39        | 39        | 10         |
| Beckenham 'A'      | 18        | 3        | 15       | 0        | 22        | 22        | 6          |



### 1971-72 SOUTH OF ENGLAND MEN'S LACROSSE ASSOCIATION

| DIVISION 1           | <u>GP</u> | <u>W</u> | <u>L</u> | <u>T</u> | <u>GF</u> | <u>GA</u> | <u>PTS</u> |
|----------------------|-----------|----------|----------|----------|-----------|-----------|------------|
| Lee                  | 18        | 17       | 1        | 0        | 322       | 57        | 34         |
| Hampstead            | 17        | 13       | 1        | 3        | 218       | 122       | 29         |
| Purley               | 18        | 14       | 3        | 1        | 237       | 142       | 29         |
| Cambridge University | 18        | 8        | 6        | 4        | 89        | 92        | 20         |
| Buckhurst Hill       | 18        | 9        | 8        | 1        | 137       | 153       | 19         |
| Croydon              | 18        | 6        | 10       | 2        | 109       | 212       | 14         |
| Old Sedcopians       | 18        | 5        | 12       | 1        | 134       | 264       | 11         |
| St. Helier           | 17        | 3        | 12       | 2        | 118       | 159       | 8          |
| Oxford University    | 18        | 4        | 14       | 0        | 74        | 125       | 8          |
| Beckenham            | 18        | 3        | 15       | 0        | 76        | 188       | 6          |

| DIVISION 2         | <u>GP</u> | <u>W</u> | <u>L</u> | <u>T</u> | <u>GF</u> | <u>GA</u> | <u>PTS</u> |
|--------------------|-----------|----------|----------|----------|-----------|-----------|------------|
| London University  | 16        | 16       | 0        | 0        | 318       | 68        | 32         |
| Purley 'A'         | 16        | 13       | 3        | 0        | 229       | 99        | 26         |
| Lee 'A'            | 15        | 9        | 6        | 0        | 168       | 111       | 18         |
| Kenton             | 16        | 9        | 7        | 0        | 137       | 120       | 18         |
| Buckhurst Hill 'A' | 15        | 7        | 7        | 1        | 137       | 162       | 15         |
| Hampstead Hurons   | 15        | 5        | 9        | 1        | 143       | 182       | 11         |
| St. Helier 'A'     | 16        | 4        | 12       | 0        | 95        | 189       | 8          |
| Hillcroft          | 15        | 4        | 11       | 0        | 77        | 210       | 8          |
| Croydon 'A'        | 16        | 2        | 14       | 0        | 101       | 254       | 4          |

| DIVISION 3         | <u>GP</u> | <u>W</u> | <u>L</u> | <u>T</u> | <u>GF</u> | <u>GA</u> | <u>PTS</u> |
|--------------------|-----------|----------|----------|----------|-----------|-----------|------------|
| Purley 'B'         | 20        | 18       | 2        | 0        | 237       | 63        | 36         |
| Old Sedcopians 'A' | 20        | 16       | 4        | 0        | 242       | 89        | 32         |
| Oxford Iroquois    | 20        | 14       | 6        | 0        | 75        | 30        | 28         |
| Marjons            | 20        | 12       | 6        | 2        | 78        | 69        | 26         |
| Lee 'C'            | 20        | 11       | 9        | 0        | 90        | 81        | 22         |
| Lee 'B'            | 19        | 10       | 9        | 0        | 82        | 76        | 20         |
| St. Helier 'B'     | 19        | 6        | 11       | 2        | 51        | 131       | 14         |
| Imperial College   | 20        | 6        | 14       | 0        | 105       | 184       | 12         |
| Hillcroft 'A'      | 20        | 5        | 15       | 0        | 64        | 129       | 10         |
| Buckhurst Hill 'B' | 20        | 5        | 15       | 0        | 95        | 228       | 10         |
| Cambridge Eagles   | 20        | 4        | 16       | 0        | 33        | 72        | 8          |

### 1972-73 SOUTH OF ENGLAND MEN'S LACROSSE ASSOCIATION

| DIVISION 1           | <u>GP</u> | <u>W</u> | <u>L</u> | <u>T</u> | <u>GF</u> | <u>GA</u> | <u>PTS</u> |
|----------------------|-----------|----------|----------|----------|-----------|-----------|------------|
| Lee                  | 17        | 17       | 0        | 0        | 344       | 38        | 34         |
| Oxford University    | 18        | 14       | 4        | 0        | 124       | 75        | 28         |
| Cambridge University | 18        | 13       | 5        | 0        | 92        | 85        | 26         |
| Purley               | 18        | 9        | 8        | 1        | 195       | 132       | 19         |
| London University    | 18        | 9        | 9        | 0        | 171       | 203       | 18         |
| Hampstead            | 16        | 8        | 8        | 0        | 110       | 123       | 16         |
| St. Helier           | 18        | 7        | 11       | 0        | 162       | 161       | 14         |
| Old Sedcopians       | 17        | 4        | 11       | 2        | 128       | 215       | 10         |
| Buckhurst Hill       | 18        | 4        | 13       | 1        | 114       | 195       | 9          |
| Croydon              | 18        | 1        | 17       | 0        | 62        | 275       | 2          |

| DIVISION 2         | <u>GP</u> | <u>W</u> | <u>L</u> | <u>T</u> | <u>GF</u> | <u>GA</u> | <u>PTS</u> |
|--------------------|-----------|----------|----------|----------|-----------|-----------|------------|
| Kenton             | 18        | 16       | 2        | 0        | 233       | 81        | 32         |
| Purley 'A'         | 17        | 13       | 2        | 2        | 234       | 89        | 28         |
| Lee 'A'            | 18        | 11       | 7        | 0        | 140       | 165       | 22         |
| Beckenham          | 17        | 10       | 6        | 1        | 189       | 113       | 21         |
| Hampstead Hurons   | 17        | 8        | 7        | 2        | 126       | 121       | 18         |
| Buckhurst Hill 'A' | 18        | 8        | 8        | 2        | 134       | 148       | 18         |
| Purley 'B'         | 17        | 6        | 10       | 1        | 153       | 179       | 13         |
| St. Helier 'A'     | 18        | 4        | 13       | 1        | 98        | 184       | 9          |
| Old Sedcopians 'A' | 17        | 4        | 12       | 1        | 85        | 170       | 9          |
| Hillcroft          | 17        | 2        | 15       | 0        | 68        | 210       | 4          |

|                    | <u>GP</u> | <u>W</u> | <u>L</u> | <u>T</u> | <u>GF</u> | <u>GA</u> | <u>PTS</u> |
|--------------------|-----------|----------|----------|----------|-----------|-----------|------------|
| DIVISION 3         |           |          |          |          |           |           |            |
| Croydon 'A'        | 24        | 22       | 1        | 1        | 231       | 75        | 45         |
| Kenton 'A'         | 24        | 20       | 2        | 2        | 201       | 79        | 42         |
| Imperial College   | 24        | 15       | 5        | 4        | 101       | 78        | 34         |
| Purley 'C'         | 24        | 16       | 7        | 1        | 191       | 145       | 33         |
| Lee 'B'            | 24        | 16       | 8        | 0        | 164       | 153       | 32         |
| Old Sedcopians 'B' | 24        | 14       | 10       | 0        | 108       | 146       | 28         |
| Oxford Iroquois    | 24        | 12       | 10       | 2        | 118       | 131       | 26         |
| Cambridge Eagles   | 24        | 11       | 13       | 0        | 64        | 64        | 14         |
| Hillcroft 'A'      | 23        | 7        | 16       | 0        | 81        | 93        | 12         |
| Croydon Cobras     | 23        | 6        | 17       | 0        | 70        | 177       | 12         |
| Buckhurst Hill 'A' | 24        | 6        | 18       | 0        | 62        | 177       | 8          |
| Marjons            | 24        | 4        | 20       | 0        | 39        | 67        | 2          |
| St. Helier 'B'     | 24        | 1        | 23       | 0        | 20        | 62        | 0          |

#### 1973-74 SOUTH OF ENGLAND MEN'S LACROSSE ASSOCIATION

|                      | <u>GP</u> | <u>W</u> | <u>L</u> | <u>T</u> | <u>GF</u> | <u>GA</u> | <u>PTS</u> |
|----------------------|-----------|----------|----------|----------|-----------|-----------|------------|
| DIVISION 1           |           |          |          |          |           |           |            |
| Lee                  | 18        | 18       | 0        | 0        | 335       | 27        | 36         |
| Hampstead            | 17        | 14       | 3        | 0        | 189       | 93        | 28         |
| Oxford University    | 16        | 12       | 4        | 0        | 117       | 65        | 24         |
| Purley               | 17        | 12       | 5        | 0        | 190       | 133       | 24         |
| London University    | 18        | 8        | 10       | 0        | 193       | 198       | 16         |
| Buckhurst Hill       | 18        | 7        | 11       | 0        | 129       | 186       | 14         |
| Cambridge University | 18        | 6        | 12       | 0        | 79        | 135       | 12         |
| St. Helier           | 17        | 5        | 12       | 0        | 88        | 228       | 10         |
| Old Sedcopians       | 16        | 2        | 14       | 0        | 80        | 200       | 4          |
| Kenton               | 17        | 2        | 15       | 0        | 88        | 223       | 4          |
| DIVISION 2           |           |          |          |          |           |           |            |
| Purley 'A'           | 18        | 15       | 3        | 0        | 189       | 118       | 30         |
| Croydon              | 17        | 12       | 5        | 0        | 159       | 80        | 24         |
| Beckenham            | 18        | 12       | 6        | 0        | 149       | 119       | 24         |
| Lee 'A'              | 17        | 12       | 5        | 0        | 102       | 96        | 24         |
| Purley 'B'           | 18        | 9        | 8        | 1        | 97        | 122       | 19         |
| Hampstead Hurons     | 18        | 9        | 9        | 0        | 130       | 99        | 18         |
| Buckhurst Hill 'A'   | 18        | 8        | 10       | 0        | 178       | 175       | 16         |
| Old Sedcopians 'A'   | 18        | 6        | 12       | 0        | 81        | 97        | 12         |
| St. Helier 'A'       | 18        | 5        | 12       | 1        | 89        | 153       | 11         |
| Croydon 'A'          | 18        | 0        | 18       | 0        | 12        | 127       | 0          |
| DIVISION 3           |           |          |          |          |           |           |            |
| Kenton 'A'           | 20        | 19       | 1        | 0        | 100       | 26        | 38         |
| Hillcroft            | 22        | 18       | 4        | 0        | 192       | 51        | 36         |
| Oxford Iroquois      | 20        | 14       | 6        | 0        | 90        | 41        | 28         |
| Lee 'B'              | 18        | 14       | 4        | 0        | 89        | 86        | 28         |
| Purley 'C'           | 21        | 12       | 8        | 1        | 160       | 141       | 25         |
| Hillcroft 'A'        | 21        | 10       | 11       | 0        | 52        | 115       | 20         |
| Buckhurst Hill 'B'   | 21        | 8        | 12       | 1        | 68        | 181       | 17         |
| Cambridge Eagles     | 20        | 8        | 12       | 0        | 41        | 77        | 16         |
| Old Sedcopians 'B'   | 22        | 7        | 14       | 1        | 74        | 57        | 15         |
| St. Helier 'B'       | 22        | 5        | 17       | 0        | 12        | 27        | 10         |
| Imperial College     | 22        | 4        | 17       | 1        | 44        | 68        | 9          |
| Croydon Cobras       | 19        | 3        | 16       | 0        | 28        | 80        | 6          |

**1974-75 SOUTH OF ENGLAND MEN'S LACROSSE ASSOCIATION**

| DIVISION 1           | <u>GP</u> | <u>W</u> | <u>L</u> | <u>T</u> | <u>GF</u> | <u>GA</u> | <u>PTS</u> |
|----------------------|-----------|----------|----------|----------|-----------|-----------|------------|
| Lee                  | 18        | 15       | 0        | 3        | 205       | 49        | 33         |
| Hampstead            | 18        | 14       | 1        | 3        | 219       | 76        | 31         |
| Oxford University    | 12        | 8        | 0        | 4        | 99        | 40        | 20         |
| Cambridge University | 18        | 10       | 8        | 0        | 103       | 93        | 20         |
| Purley               | 15        | 9        | 6        | 0        | 187       | 112       | 18         |
| Buckhurst Hill       | 15        | 6        | 7        | 2        | 98        | 127       | 14         |
| London University    | 18        | 5        | 11       | 2        | 125       | 181       | 12         |
| Kenton               | 15        | 4        | 11       | 0        | 62        | 131       | 8          |
| St. Helier           | 17        | 2        | 15       | 0        | 76        | 230       | 4          |
| Old Sedcopians       | 18        | 2        | 16       | 0        | 93        | 228       | 4          |

**RELEGATION PLAYOFF**

St. Helier defeated Old Sedcopians 18-6

| DIVISION 2         | <u>GP</u> | <u>W</u> | <u>L</u> | <u>T</u> | <u>GF</u> | <u>GA</u> | <u>PTS</u> |
|--------------------|-----------|----------|----------|----------|-----------|-----------|------------|
| Hampstead Hurons   | 19        | 17       | 2        | 0        | 173       | 56        | 34         |
| Croydon            | 18        | 16       | 2        | 0        | 219       | 87        | 32         |
| Beckenham          | 15        | 10       | 5        | 0        | 129       | 66        | 20         |
| Buckhurst Hill 'A' | 17        | 9        | 7        | 1        | 144       | 135       | 19         |
| Lee 'A'            | 19        | 9        | 9        | 1        | 164       | 154       | 19         |
| Hillcroft          | 17        | 8        | 8        | 1        | 121       | 114       | 17         |
| Purley 'A'         | 15        | 8        | 7        | 0        | 137       | 121       | 16         |
| Purley 'B'         | 18        | 8        | 10       | 0        | 118       | 133       | 16         |
| St. Helier 'A'     | 19        | 4        | 14       | 1        | 45        | 165       | 9          |
| Kenton 'A'         | 16        | 4        | 12       | 0        | 35        | 110       | 8          |
| Old Sedcopians 'A' | 17        | 0        | 17       | 0        | 47        | 191       | 0          |

| DIVISION 3 – AUTUMN | <u>GP</u> | <u>W</u> | <u>L</u> | <u>T</u> | <u>GF</u> | <u>GA</u> | <u>PTS</u> |
|---------------------|-----------|----------|----------|----------|-----------|-----------|------------|
| Oxford Iroquois     | 10        |          |          |          |           |           | 20         |
| Cambridge Eagles    | 14        |          |          |          |           |           | 24         |
| Lee 'B'             | 11        |          |          |          |           |           | 14         |
| Purley 'C'          | 13        |          |          |          |           |           | 16         |
| Imperial College    | 12        |          |          |          |           |           | 10         |
| Buckhurst Hill 'B'  | 13        |          |          |          |           |           | 8          |
| Hillcroft 'A'       | 13        |          |          |          |           |           | 8          |
| Croydon 'A'         | 14        |          |          |          |           |           | 0          |

| DIVISION 3 – SPRING | <u>GP</u> | <u>W</u> | <u>L</u> | <u>T</u> | <u>GF</u> | <u>GA</u> | <u>PTS</u> |
|---------------------|-----------|----------|----------|----------|-----------|-----------|------------|
| Oxford Iroquois     | 6         |          |          |          |           |           | 12         |
| Lee 'B'             | 6         |          |          |          |           |           | 12         |
| Imperial College    | 7         |          |          |          |           |           | 10         |
| Hillcroft 'A'       | 8         |          |          |          |           |           | 10         |
| Purley 'C'          | 9         |          |          |          |           |           | 8          |
| Buckhurst Hill 'B'  | 7         |          |          |          |           |           | 6          |
| Cambridge Eagles    | 6         |          |          |          |           |           | 2          |
| Beckenham 'A'       | 11        |          |          |          |           |           | 0          |

**1975-76 SOUTH OF ENGLAND MEN'S LACROSSE ASSOCIATION**

| DIVISION 1           | <u>GP</u> | <u>W</u> | <u>L</u> | <u>T</u> | <u>GF</u> | <u>GA</u> | <u>PTS</u> |
|----------------------|-----------|----------|----------|----------|-----------|-----------|------------|
| Hampstead            | 18        | 17       | 1        | 0        | 339       | 49        | 34         |
| Lee                  | 18        | 15       | 2        | 1        | 171       | 83        | 31         |
| London University    | 18        | 11       | 5        | 2        | 203       | 155       | 24         |
| Purley               | 18        | 10       | 7        | 1        | 145       | 190       | 21         |
| Oxford University    | 18        | 9        | 7        | 2        | 97        | 86        | 20         |
| Cambridge University | 18        | 5        | 11       | 2        | 73        | 99        | 12         |
| St. Helier           | 18        | 5        | 11       | 2        | 83        | 160       | 12         |
| Kenton               | 18        | 5        | 12       | 1        | 104       | 182       | 11         |
| Buckhurst Hill       | 18        | 5        | 13       | 0        | 94        | 185       | 10         |
| Croydon              | 18        | 2        | 15       | 1        | 79        | 199       | 5          |

|                    | <u>GP</u> | <u>W</u> | <u>L</u> | <u>T</u> | <u>GF</u> | <u>GA</u> | <u>PTS</u> |
|--------------------|-----------|----------|----------|----------|-----------|-----------|------------|
| DIVISION 2         |           |          |          |          |           |           |            |
| Hampstead 'A'      | 18        | 15       | 2        | 1        | 187       | 63        | 31         |
| Bexleyheath        | 18        | 14       | 2        | 2        | 191       | 112       | 30         |
| Hampstead 'B'      | 18        | 12       | 6        | 0        | 102       | 72        | 24         |
| Lee 'A'            | 18        | 9        | 8        | 1        | 121       | 124       | 19         |
| Hillcroft          | 18        | 7        | 9        | 2        | 96        | 143       | 16         |
| Beckenham          | 18        | 7        | 10       | 1        | 108       | 111       | 15         |
| Buckhurst Hill 'A' | 18        | 7        | 10       | 1        | 102       | 126       | 15         |
| Purley 'A'         | 18        | 7        | 11       | 0        | 108       | 173       | 14         |
| Purley 'B'         | 18        | 5        | 13       | 0        | 117       | 184       | 10         |
| Oxford Iroquois    | 18        | 2        | 14       | 2        | 44        | 68        | 6          |

|                    | <u>GP</u> | <u>W</u> | <u>L</u> | <u>T</u> | <u>GF</u> | <u>GA</u> | <u>PTS</u> |
|--------------------|-----------|----------|----------|----------|-----------|-----------|------------|
| DIVISION 3         |           |          |          |          |           |           |            |
| Swanley            | 22        | 21       | 1        | 0        | 313       | 73        | 42         |
| St. Helier 'A'     | 22        | 18       | 4        | 0        | 170       | 79        | 36         |
| Kenton 'A'         | 22        | 16       | 6        | 0        | 157       | 62        | 32         |
| Bexleyheath 'A'    | 22        | 16       | 6        | 0        | 117       | 72        | 32         |
| Cambridge Eagles   | 22        | 10       | 12       | 0        | 95        | 91        | 20         |
| Hillcroft 'A'      | 20        | 10       | 10       | 0        | 87        | 90        | 20         |
| Croydon 'A'        | 22        | 9        | 12       | 1        | 129       | 158       | 19         |
| Purley 'C'         | 22        | 8        | 14       | 0        | 88        | 169       | 16         |
| Lee 'B'            | 22        | 6        | 15       | 1        | 84        | 168       | 13         |
| Imperial College   | 20        | 6        | 14       | 0        | 51        | 84        | 12         |
| Beckenham 'A'      | 22        | 5        | 17       | 0        | 67        | 139       | 10         |
| Buckhurst Hill 'B' | 22        | 4        | 18       | 0        | 135       | 308       | 8          |

#### 1976-77 SOUTH OF ENGLAND MEN'S LACROSSE ASSOCIATION

|                      | <u>GP</u> | <u>W</u> | <u>L</u> | <u>T</u> | <u>GF</u> | <u>GA</u> | <u>PTS</u> |
|----------------------|-----------|----------|----------|----------|-----------|-----------|------------|
| DIVISION 1           |           |          |          |          |           |           |            |
| Hampstead            | 18        | 17       | 0        | 1        | 271       | 57        | 35         |
| Lee                  | 17        | 13       | 1        | 3        | 206       | 79        | 29         |
| Purley               | 18        | 14       | 4        | 0        | 222       | 139       | 28         |
| Buckhurst Hill       | 18        | 10       | 6        | 2        | 184       | 177       | 22         |
| Bexleyheath          | 18        | 6        | 11       | 1        | 114       | 186       | 13         |
| Oxford University    | 14        | 4        | 6        | 4        | 61        | 82        | 12         |
| Kenton               | 15        | 5        | 9        | 1        | 112       | 182       | 11         |
| Cambridge University | 18        | 4        | 14       | 0        | 82        | 132       | 8          |
| London University    | 16        | 4        | 12       | 0        | 115       | 215       | 7          |
| St. Helier           | 18        | 2        | 16       | 0        | 83        | 201       | 4          |

|                    | <u>GP</u> | <u>W</u> | <u>L</u> | <u>T</u> | <u>GF</u> | <u>GA</u> | <u>PTS</u> |
|--------------------|-----------|----------|----------|----------|-----------|-----------|------------|
| DIVISION 2         |           |          |          |          |           |           |            |
| Hampstead 'A'      | 18        | 16       | 2        | 0        | 202       | 73        | 31         |
| Croydon            | 17        | 14       | 3        | 0        | 231       | 102       | 28         |
| Buckhurst Hill 'A' | 18        | 10       | 8        | 0        | 167       | 163       | 20         |
| Beckenham          | 18        | 9        | 8        | 1        | 168       | 160       | 19         |
| Lee 'A'            | 15        | 9        | 6        | 0        | 163       | 130       | 18         |
| Purley 'A'         | 17        | 9        | 8        | 0        | 135       | 175       | 18         |
| Hampstead 'B'      | 17        | 8        | 9        | 0        | 100       | 59        | 10         |
| Hillcroft          | 16        | 4        | 12       | 0        | 59        | 117       | 7          |
| Purley 'B'         | 18        | 3        | 14       | 1        | 105       | 204       | 5          |
| Swanley            | 18        | 3        | 15       | 0        | 93        | 240       | 5          |

|                    | <u>GP</u> | <u>W</u> | <u>L</u> | <u>T</u> | <u>GF</u> | <u>GA</u> | <u>PTS</u> |
|--------------------|-----------|----------|----------|----------|-----------|-----------|------------|
| DIVISION 3         |           |          |          |          |           |           |            |
| Kenton 'A'         | 20        | 17       | 2        | 1        | 192       | 73        | 55         |
| Bexleyheath 'A'    | 20        | 15       | 3        | 2        | 102       | 72        | 52         |
| St. Helier 'A'     | 20        | 14       | 5        | 1        | 162       | 98        | 49         |
| Buckhurst Hill 'B' | 21        | 14       | 7        | 0        | 196       | 138       | 49         |
| Lee 'B'            | 22        | 13       | 8        | 1        | 147       | 167       | 49         |
| Hillcroft 'A'      | 21        | 10       | 9        | 2        | 101       | 87        | 38         |
| Beckenham 'B'      | 22        | 7        | 13       | 2        | 81        | 176       | 37         |
| St. Helier 'B'     | 22        | 8        | 13       | 1        | 102       | 132       | 36         |
| Croydon 'A'        | 20        | 9        | 11       | 0        | 125       | 94        | 34         |
| Hertspring         | 22        | 3        | 15       | 4        | 80        | 184       | 32         |
| Purley 'C'         | 22        | 6        | 16       | 0        | 112       | 152       | 30         |
| Cambridge Eagles   | 20        | 2        | 16       | 2        | 53        | 86        | 22         |

**1977-78 SOUTH OF ENGLAND MEN'S LACROSSE ASSOCIATION**

|                      | <u>GP</u> | <u>W</u> | <u>L</u> | <u>T</u> | <u>GF</u> | <u>GA</u> | <u>PTS</u> |
|----------------------|-----------|----------|----------|----------|-----------|-----------|------------|
| DIVISION 1           |           |          |          |          |           |           |            |
| Buckhurst Hill       | 18        | 15       | 3        | 0        | 231       | 135       | 30         |
| Hampstead            | 18        | 15       | 3        | 0        | 264       | 74        | 30         |
| Lee                  | 18        | 12       | 6        | 0        | 184       | 115       | 24         |
| Purley               | 16        | 10       | 5        | 1        | 184       | 152       | 21         |
| Cambridge University | 16        | 8        | 6        | 2        | 97        | 79        | 18         |
| Oxford University    | 18        | 9        | 9        | 0        | 98        | 78        | 16         |
| Kenton               | 18        | 4        | 10       | 4        | 141       | 167       | 11         |
| Croydon              | 18        | 5        | 12       | 1        | 106       | 201       | 11         |
| London University    | 18        | 5        | 13       | 0        | 145       | 256       | 9          |
| Bexleyheath          | 18        | 1        | 17       | 0        | 86        | 279       | 2          |

*Buckhurst Hill and Hampstead were declared joint league champions*

|                    | <u>GP</u> | <u>W</u> | <u>L</u> | <u>T</u> | <u>GF</u> | <u>GA</u> | <u>PTS</u> |
|--------------------|-----------|----------|----------|----------|-----------|-----------|------------|
| DIVISION 2         |           |          |          |          |           |           |            |
| Hampstead 'A'      | 18        | 17       | 0        | 1        | 198       | 88        | 35         |
| Hillcroft          | 18        | 15       | 3        | 0        | 161       | 73        | 30         |
| St. Helier         | 18        | 13       | 4        | 1        | 175       | 73        | 27         |
| Buckhurst Hill 'A' | 18        | 9        | 7        | 2        | 166       | 122       | 20         |
| Lee 'A'            | 17        | 8        | 7        | 2        | 132       | 129       | 18         |
| Purley 'A'         | 18        | 7        | 8        | 3        | 133       | 147       | 17         |
| Kenton 'A'         | 18        | 6        | 11       | 1        | 95        | 149       | 12         |
| Beckenham          | 17        | 4        | 12       | 1        | 129       | 153       | 8          |
| Purley 'B'         | 18        | 3        | 14       | 1        | 110       | 211       | 7          |
| Swanley            | 18        | 0        | 16       | 2        | 90        | 235       | 2          |

|                    | <u>GP</u> | <u>W</u> | <u>L</u> | <u>T</u> | <u>GF</u> | <u>GA</u> | <u>PTS</u> |
|--------------------|-----------|----------|----------|----------|-----------|-----------|------------|
| DIVISION 3         |           |          |          |          |           |           |            |
| Lee 'B'            | 21        | 20       | 1        | 0        | 180       | 85        | 61         |
| Croydon 'A'        | 20        | 18       | 2        | 0        | 250       | 66        | 56         |
| Barnet             | 19        | 16       | 3        | 0        | 171       | 85        | 51         |
| Buckhurst Hill 'B' | 20        | 14       | 4        | 2        | 143       | 73        | 49         |
| Bexleyheath 'A'    | 22        | 11       | 10       | 1        | 84        | 120       | 43         |
| Hillcroft 'A'      | 21        | 9        | 11       | 1        | 46        | 101       | 36         |
| St. Helier 'A'     | 20        | 9        | 11       | 0        | 66        | 98        | 36         |
| Cambridge Eagles   | 18        | 6        | 10       | 2        | 65        | 91        | 28         |
| Purley 'C'         | 19        | 6        | 13       | 0        | 66        | 118       | 25         |
| St. Helier 'B'     | 22        | 3        | 19       | 0        | 57        | 144       | 24         |
| Beckenham 'A'      | 20        | 4        | 16       | 0        | 44        | 178       | 21         |
| Oxford Iroquois    | 20        | 2        | 18       | 0        | 9         | 22        | 6          |

**1978-79 SOUTH OF ENGLAND MEN'S LACROSSE ASSOCIATION**

|                      | <u>GP</u> | <u>W</u> | <u>L</u> | <u>T</u> | <u>GF</u> | <u>GA</u> | <u>PTS</u> |
|----------------------|-----------|----------|----------|----------|-----------|-----------|------------|
| DIVISION 1           |           |          |          |          |           |           |            |
| Oxford University    | 18        | 18       | 0        | 0        | 148       | 56        | 36         |
| Lee                  | 15        | 13       | 2        | 0        | 153       | 65        | 26         |
| Hampstead            | 18        | 12       | 4        | 2        | 208       | 117       | 26         |
| Buckhurst Hill       | 18        | 11       | 4        | 3        | 194       | 110       | 25         |
| Kenton               | 18        | 8        | 9        | 1        | 146       | 158       | 17         |
| Croydon              | 17        | 7        | 9        | 1        | 138       | 151       | 15         |
| Cambridge University | 18        | 6        | 12       | 0        | 71        | 121       | 12         |
| Purley               | 17        | 4        | 13       | 0        | 126       | 186       | 8          |
| London University    | 16        | 3        | 12       | 1        | 138       | 206       | 7          |
| Hillcroft            | 17        | 0        | 17       | 0        | 56        | 205       | 0          |

|                    | <u>GP</u> | <u>W</u> | <u>L</u> | <u>T</u> | <u>GF</u> | <u>GA</u> | <u>PTS</u> |
|--------------------|-----------|----------|----------|----------|-----------|-----------|------------|
| DIVISION 2         |           |          |          |          |           |           |            |
| St. Helier         | 18        | 16       | 2        | 0        | 207       | 70        | 32         |
| Buckhurst Hill 'A' | 18        | 14       | 2        | 2        | 214       | 101       | 30         |
| Bexleybeath        | 15        | 12       | 2        | 1        | 139       | 83        | 25         |
| Hampstead 'A'      | 17        | 8        | 7        | 2        | 93        | 96        | 18         |
| Beckenham          | 18        | 9        | 9        | 0        | 102       | 178       | 18         |
| Purley 'A'         | 17        | 8        | 9        | 0        | 101       | 132       | 16         |
| Lee 'A'            | 16        | 5        | 10       | 1        | 113       | 128       | 10         |
| Croydon 'A'        | 16        | 5        | 11       | 0        | 108       | 168       | 10         |
| Kenton 'A'         | 17        | 5        | 12       | 0        | 98        | 159       | 8          |
| Purley 'B'         | 18        | 0        | 18       | 0        | 11        | 68        | 0          |

*Lee 'A' and Kenton 'A' each had 1 point deducted in the standings*

| DIVISION 3         | <u>GP</u> | <u>W</u> | <u>L</u> | <u>T</u> | <u>GF</u> | <u>GA</u> | <u>PTS</u> |
|--------------------|-----------|----------|----------|----------|-----------|-----------|------------|
| Barnet             | 17        | 17       | 0        | 0        | 217       | 77        | 51         |
| Swanley            | 18        | 14       | 3        | 1        | 163       | 102       | 47         |
| Buckhurst Hill 'B' | 21        | 11       | 9        | 1        | 114       | 131       | 44         |
| Bexleyheath 'A'    | 17        | 12       | 4        | 1        | 166       | 104       | 42         |
| Hillcroft 'A'      | 16        | 10       | 6        | 0        | 85        | 111       | 36         |
| Lee 'B'            | 17        | 8        | 8        | 1        | 79        | 105       | 32         |
| Oxford Iroquois    | 18        | 8        | 10       | 0        | 38        | 64        | 32         |
| Cambridge Eagles   | 18        | 8        | 10       | 0        | 62        | 55        | 30         |
| St. Helier 'A'     | 19        | 8        | 11       | 0        | 70        | 91        | 30         |
| Croydon 'B'        | 19        | 5        | 14       | 0        | 81        | 128       | 27         |
| Purley 'C'         | 19        | 2        | 17       | 0        | 56        | 101       | 21         |
| Beckenham 'A'      | 17        | 3        | 14       | 0        | 56        | 116       | 18         |

#### 1979-80 SOUTH OF ENGLAND MEN'S LACROSSE ASSOCIATION

| DIVISION 1           | <u>GP</u> | <u>W</u> | <u>L</u> | <u>T</u> | <u>GF</u> | <u>GA</u> | <u>PTS</u> |
|----------------------|-----------|----------|----------|----------|-----------|-----------|------------|
| Oxford University    | 18        | 18       | 0        | 0        | 157       | 57        | 36         |
| Hampstead            | 16        | 14       | 2        | 0        | 198       | 88        | 28         |
| Lee                  | 17        | 13       | 4        | 0        | 186       | 99        | 26         |
| Buckhurst Hill       | 18        | 12       | 6        | 0        | 228       | 154       | 24         |
| Kenton               | 17        | 11       | 6        | 0        | 178       | 134       | 22         |
| Purley               | 18        | 7        | 11       | 0        | 138       | 175       | 14         |
| Croydon              | 17        | 5        | 12       | 0        | 94        | 164       | 10         |
| St. Helier           | 17        | 3        | 14       | 0        | 97        | 221       | 6          |
| London University    | 18        | 2        | 14       | 2        | 76        | 194       | 4          |
| Cambridge University | 18        | 0        | 16       | 2        | 52        | 122       | 0          |

*Cambridge University had 4 points deducted in the standings; London University had 2 points deducted in the standings*

| DIVISION 2         | <u>GP</u> | <u>W</u> | <u>L</u> | <u>T</u> | <u>GF</u> | <u>GA</u> | <u>PTS</u> |
|--------------------|-----------|----------|----------|----------|-----------|-----------|------------|
| Hillcroft          | 17        | 16       | 1        | 0        | 207       | 73        | 32         |
| Buckhurst Hill 'A' | 18        | 12       | 4        | 2        | 240       | 160       | 26         |
| Barnet             | 17        | 12       | 5        | 0        | 171       | 128       | 24         |
| Bexleybeath        | 16        | 10       | 6        | 0        | 132       | 125       | 20         |
| Hampstead 'A'      | 18        | 9        | 8        | 1        | 198       | 150       | 18         |
| Lee 'A'            | 18        | 8        | 9        | 1        | 201       | 197       | 17         |
| Beckenham          | 17        | 5        | 9        | 3        | 125       | 153       | 12         |
| Kenton 'A'         | 15        | 5        | 10       | 0        | 133       | 153       | 10         |
| Purley 'A'         | 17        | 4        | 12       | 1        | 145       | 240       | 9          |
| Croydon 'A'        | 17        | 0        | 17       | 0        | 56        | 228       | 0          |

*Croydon 'A' had 2 points deducted in the standings; Hampstead 'A' and Beckenham each had 1 point deducted in the standings*

| DIVISION 3         | <u>GP</u> | <u>W</u> | <u>L</u> | <u>T</u> | <u>GF</u> | <u>GA</u> | <u>PTS</u> |
|--------------------|-----------|----------|----------|----------|-----------|-----------|------------|
| Buckhurst Hill 'B' | 21        | 20       | 0        | 1        | 260       | 89        | 62         |
| Oxford Iroquois    | 20        | 18       | 2        | 0        | 81        | 52        | 56         |
| Swanley            | 21        | 14       | 6        | 1        | 224       | 133       | 50         |
| Hillcroft 'A'      | 21        | 13       | 7        | 1        | 191       | 112       | 48         |
| Bexleyheath 'A'    | 19        | 11       | 7        | 1        | 108       | 106       | 42         |
| Barnet 'A'         | 19        | 11       | 8        | 0        | 124       | 126       | 39         |
| Purley 'B'         | 21        | 10       | 11       | 0        | 93        | 141       | 39         |
| Beckenham 'A'      | 18        | 10       | 8        | 0        | 130       | 137       | 38         |
| St. Helier 'A'     | 20        | 6        | 14       | 0        | 99        | 173       | 28         |
| Croydon 'B'        | 21        | 3        | 18       | 0        | 54        | 224       | 27         |
| Lee 'B'            | 21        | 4        | 17       | 0        | 59        | 86        | 19         |
| Cambridge Eagles   | 22        | 0        | 22       | 0        | 15        | 57        | 12         |

### 1980-81 SOUTH OF ENGLAND MEN'S LACROSSE ASSOCIATION

| DIVISION 1        | <u>GP</u> | <u>W</u> | <u>L</u> | <u>T</u> | <u>GF</u> | <u>GA</u> | <u>PTS</u> |
|-------------------|-----------|----------|----------|----------|-----------|-----------|------------|
| Hampstead         | 18        | 17       | 1        | 0        | 238       | 89        | 34         |
| Oxford University | 18        | 16       | 2        | 0        | 136       | 48        | 32         |
| Lee               | 18        | 13       | 5        | 0        | 195       | 103       | 26         |
| Kenton            | 17        | 11       | 5        | 1        | 176       | 146       | 23         |
| Hillcroft         | 18        | 9        | 8        | 1        | 155       | 173       | 19         |
| Buckhurst Hill    | 18        | 8        | 10       | 0        | 158       | 142       | 16         |
| Purley            | 17        | 7        | 10       | 0        | 109       | 133       | 14         |
| St. Helier        | 18        | 4        | 14       | 0        | 81        | 194       | 7          |
| Croydon           | 18        | 3        | 15       | 0        | 98        | 230       | 6          |
| London University | 18        | 0        | 18       | 0        | 57        | 145       | 0          |

*London University had 7 points deducted in the standings; St. Helier had 1 point deducted in the standings*

| DIVISION 2           | <u>GP</u> | <u>W</u> | <u>L</u> | <u>T</u> | <u>GF</u> | <u>GA</u> | <u>PTS</u> |
|----------------------|-----------|----------|----------|----------|-----------|-----------|------------|
| Cambridge University | 18        | 16       | 2        | 0        | 123       | 51        | 32         |
| Buckhurst Hill 'A'   | 17        | 12       | 5        | 0        | 164       | 130       | 24         |
| Hampstead 'A'        | 17        | 9        | 6        | 2        | 141       | 116       | 20         |
| Calthorpe            | 17        | 6        | 7        | 4        | 140       | 125       | 16         |
| Purley 'A'           | 17        | 7        | 8        | 2        | 139       | 175       | 16         |
| Beckenham            | 10        | 6        | 1        | 3        | 144       | 108       | 15         |
| Kenton 'A'           | 14        | 8        | 6        | 0        | 146       | 132       | 15         |
| Lee 'A'              | 16        | 7        | 9        | 0        | 153       | 121       | 14         |
| Bexleyheath          | 17        | 5        | 11       | 1        | 134       | 170       | 11         |
| Buckhurst Hill 'B'   | 17        | 1        | 16       | 0        | 41        | 197       | 0          |

*Buckhurst Hill 'B' had 5 points deducted in the standings; Kenton 'A' had 1 point deducted in the standings*

| DIVISION 3      | <u>GP</u> | <u>W</u> | <u>L</u> | <u>T</u> | <u>GF</u> | <u>GA</u> | <u>PTS</u> |
|-----------------|-----------|----------|----------|----------|-----------|-----------|------------|
| Oxford Iroquois | 10        | 9        | 1        | 0        | 105       | 30        | 18         |
| Hillcroft 'A'   | 9         | 6        | 3        | 0        | 71        | 48        | 11         |
| Swanley         | 9         | 4        | 4        | 1        | 83        | 104       | 9          |
| Croydon 'A'     | 9         | 4        | 5        | 0        | 65        | 67        | 8          |
| Beckenham 'A'   | 8         | 2        | 6        | 0        | 33        | 41        | 4          |
| Bexleyheath 'A' | 9         | 1        | 7        | 1        | 32        | 99        | 2          |

*Hillcroft 'A' and Bexleyheath 'A' each had 1 point deducted in the standings*

| DIVISION 4         | <u>GP</u> | <u>W</u> | <u>L</u> | <u>T</u> | <u>GF</u> | <u>GA</u> | <u>PTS</u> |
|--------------------|-----------|----------|----------|----------|-----------|-----------|------------|
| Hitchin            | 19        | 14       | 5        | 0        | 197       | 107       | 47         |
| Calthorpe 'A'      | 18        | 14       | 4        | 0        | 190       | 77        | 46         |
| Purley 'B'         | 19        | 14       | 5        | 0        | 124       | 85        | 46         |
| Hillcroft 'B'      | 19        | 13       | 6        | 0        | 178       | 85        | 44         |
| Cambridge Eagles   | 20        | 12       | 8        | 0        | 51        | 49        | 40         |
| St. Helier 'A'     | 20        | 10       | 10       | 0        | 117       | 105       | 39         |
| Kenton 'B'         | 18        | 9        | 9        | 0        | 91        | 124       | 33         |
| Lee 'B'            | 19        | 8        | 11       | 0        | 94        | 137       | 32         |
| Buckhurst Hill 'C' | 20        | 5        | 14       | 1        | 49        | 203       | 31         |
| Croydon 'B'        | 20        | 5        | 14       | 1        | 106       | 212       | 29         |
| Bexleyheath 'B'    | 20        | 1        | 19       | 0        | 12        | 25        | 3          |

### 1981-82 SOUTH OF ENGLAND MEN'S LACROSSE ASSOCIATION

| DIVISION 1           | <u>GP</u> | <u>W</u> | <u>L</u> | <u>T</u> | <u>GF</u> | <u>GA</u> | <u>PTS</u> |
|----------------------|-----------|----------|----------|----------|-----------|-----------|------------|
| Hampstead            | 15        | 14       | 0        | 1        | 185       | 55        | 29         |
| Oxford University    | 16        | 10       | 4        | 2        | 55        | 43        | 22         |
| Lee                  | 15        | 10       | 4        | 1        | 146       | 67        | 19         |
| Kenton               | 16        | 8        | 5        | 3        | 119       | 93        | 19         |
| Buckhurst Hill       | 16        | 9        | 6        | 1        | 139       | 114       | 19         |
| Purley               | 15        | 8        | 7        | 0        | 128       | 111       | 16         |
| Hillcroft            | 16        | 4        | 12       | 0        | 74        | 172       | 8          |
| Croydon              | 15        | 3        | 12       | 0        | 31        | 126       | 5          |
| Cambridge University | 16        | 0        | 16       | 0        | 20        | 94        | 0          |

*Cambridge University had 8 points deducted in the standings; Lee had 2 points deducted in the standings; Croydon had 1 point deducted in the standings*

| DIVISION 2         | <u>GP</u> | <u>W</u> | <u>L</u> | <u>T</u> | <u>GF</u> | <u>GA</u> | <u>PTS</u> |
|--------------------|-----------|----------|----------|----------|-----------|-----------|------------|
| Lee 'A'            | 17        | 15       | 1        | 1        | 178       | 86        | 30         |
| London University  | 18        | 11       | 7        | 0        | 206       | 144       | 22         |
| Beckenham          | 18        | 9        | 7        | 2        | 163       | 121       | 20         |
| Purley 'A'         | 16        | 9        | 6        | 1        | 169       | 168       | 19         |
| Hampstead 'A'      | 17        | 9        | 8        | 0        | 155       | 148       | 18         |
| St. Helier         | 18        | 9        | 9        | 0        | 117       | 152       | 18         |
| Buckhurst Hill 'A' | 18        | 7        | 9        | 2        | 142       | 153       | 15         |
| Kenton 'A'         | 18        | 7        | 10       | 1        | 120       | 147       | 14         |
| Calthorpe          | 18        | 6        | 11       | 1        | 164       | 173       | 13         |
| Bexleyheath        | 18        | 2        | 16       | 0        | 90        | 207       | 4          |

*Lee 'A', Buckhurst Hill 'A', and Kenton 'A' each had 1 point deducted in the standings*

| DIVISION 3         | <u>GP</u> | <u>W</u> | <u>L</u> | <u>T</u> | <u>GF</u> | <u>GA</u> | <u>PTS</u> |
|--------------------|-----------|----------|----------|----------|-----------|-----------|------------|
| Hillcroft 'A'      | 18        | 17       | 1        | 0        | 145       | 51        | 34         |
| Swanley            | 18        | 12       | 5        | 1        | 150       | 92        | 25         |
| Buckhurst Hill 'B' | 18        | 13       | 5        | 0        | 129       | 92        | 25         |
| Hitchin            | 18        | 9        | 8        | 1        | 141       | 137       | 19         |
| Oxford Iroquois    | 18        | 8        | 8        | 2        | 61        | 35        | 16         |
| Croydon 'A'        | 18        | 8        | 9        | 1        | 66        | 99        | 16         |
| Purley 'B'         | 18        | 8        | 10       | 0        | 91        | 164       | 14         |
| Calthorpe 'A'      | 18        | 6        | 12       | 0        | 39        | 94        | 10         |
| Beckenham 'A'      | 18        | 5        | 12       | 1        | 72        | 105       | 7          |
| Bexleyheath 'A'    | 18        | 0        | 16       | 2        | 9         | 34        | 0          |

*Bexleyheath 'A' had 13 points deducted in the standing; Oxford Iroquois, Purley 'B', Calthorpe 'A', and Beckenham 'A' each had 2 points deducted in the standings; Buckhurst Hill 'B' and Croydon 'A' each had 1 point deducted in the standings*

| DIVISION 4         | <u>GP</u> | <u>W</u> | <u>L</u> | <u>T</u> | <u>GF</u> | <u>GA</u> | <u>PTS</u> |
|--------------------|-----------|----------|----------|----------|-----------|-----------|------------|
| Lee 'B'            | 16        | 14       | 2        | 0        | 189       | 59        | 44         |
| Calthorpe          | 16        | 10       | 4        | 2        | 78        | 53        | 38         |
| Hitchin 'A'        | 16        | 8        | 7        | 1        | 76        | 113       | 33         |
| Cambridge Eagles   | 14        | 8        | 6        | 0        | 62        | 58        | 30         |
| Hillcroft 'B'      | 15        | 9        | 6        | 0        | 102       | 44        | 29         |
| Croydon 'B'        | 16        | 6        | 10       | 0        | 106       | 136       | 28         |
| Kenton 'B'         | 13        | 7        | 5        | 1        | 65        | 64        | 25         |
| Buckhurst Hill 'C' | 16        | 4        | 12       | 0        | 60        | 180       | 24         |
| St. Helier 'A'     | 16        | 1        | 15       | 0        | 25        | 56        | 7          |

#### 1983-84 SOUTH OF ENGLAND MEN'S LACROSSE ASSOCIATION

| DIVISION 1        | <u>GP</u> | <u>W</u> | <u>L</u> | <u>T</u> | <u>GF</u> | <u>GA</u> | <u>PTS</u> |
|-------------------|-----------|----------|----------|----------|-----------|-----------|------------|
| Hampstead         | 18        | 17       | 1        | 0        | 336       | 83        | 34         |
| Kenton            | 18        | 13       | 3        | 2        | 201       | 92        | 28         |
| London University | 18        | 14       | 4        | 0        | 210       | 83        | 27         |
| Beckenham         | 17        | 10       | 5        | 2        | 129       | 125       | 22         |
| Buckhurst Hill    | 15        | 10       | 5        | 0        | 145       | 154       | 20         |
| Chipstead         | 18        | 7        | 11       | 0        | 175       | 237       | 14         |
| Hillcroft         | 17        | 7        | 10       | 0        | 84        | 109       | 12         |
| Purley            | 17        | 6        | 11       | 0        | 136       | 194       | 11         |
| Oxford University | 18        | 2        | 16       | 0        | 35        | 147       | 4          |
| Lee               | 16        | 0        | 16       | 0        | 49        | 276       | 0          |

*Hillcroft had 2 points deducted in the standing; London University and Purley each had 1 point deducted in the standings*

| DIVISION 2           | <u>GP</u> | <u>W</u> | <u>L</u> | <u>T</u> | <u>GF</u> | <u>GA</u> | <u>PTS</u> |
|----------------------|-----------|----------|----------|----------|-----------|-----------|------------|
| Hampstead 'A'        | 18        | 16       | 2        | 0        | 289       | 102       | 32         |
| Calthorpe            | 18        | 16       | 2        | 0        | 222       | 88        | 32         |
| Kenton 'A'           | 18        | 11       | 7        | 0        | 126       | 141       | 22         |
| Cambridge University | 18        | 10       | 8        | 0        | 72        | 56        | 18         |
| Croydon              | 18        | 8        | 9        | 1        | 114       | 117       | 17         |
| Buckhurst Hill 'A'   | 17        | 8        | 8        | 1        | 91        | 135       | 17         |
| Bexleyheath          | 17        | 7        | 10       | 0        | 101       | 169       | 14         |
| Hillcroft 'A'        | 18        | 7        | 9        | 2        | 81        | 105       | 13         |
| Hitchin              | 18        | 4        | 14       | 0        | 70        | 235       | 8          |
| Lee 'A'              | 18        | 0        | 18       | 0        | 0         | 18        | 0          |

*Hillcroft 'A' had 3 points deducted in the standings; Cambridge University had 2 points deducted in the standings*



| DIVISION 3         | <u>GP</u> | <u>W</u> | <u>L</u> | <u>T</u> | <u>GF</u> | <u>GA</u> | <u>PTS</u> |
|--------------------|-----------|----------|----------|----------|-----------|-----------|------------|
| Swanley            | 18        | 17       | 1        | 0        | 262       | 65        | 34         |
| Purley 'A'         | 17        | 14       | 3        | 0        | 151       | 66        | 27         |
| Calthorpe 'A'      | 18        | 9        | 7        | 2        | 108       | 104       | 20         |
| Lee 'B'            | 18        | 9        | 8        | 1        | 121       | 151       | 17         |
| Beckenham 'A'      | 18        | 6        | 9        | 3        | 121       | 106       | 14         |
| Three Bridges      | 18        | 7        | 10       | 1        | 68        | 117       | 13         |
| Buckhurst Hill 'B' | 17        | 6        | 10       | 1        | 100       | 176       | 13         |
| Croydon 'A'        | 13        | 5        | 8        | 0        | 48        | 133       | 10         |
| Hitchin 'A'        | 17        | 6        | 11       | 0        | 27        | 49        | 6          |
| Oxford Iroquois    | 16        | 2        | 14       | 0        | 14        | 52        | 0          |

*Hitchin 'A' had 6 points deducted in the standing; Oxford Iroquois had 2 points deducted in the standings; Purley 'A', Lee 'B', Beckenham 'A', and Three Bridges each had 1 point deducted in the standings*

| DIVISION 4       | <u>GP</u> | <u>W</u> | <u>L</u> | <u>T</u> | <u>GF</u> | <u>GA</u> | <u>PTS</u> |
|------------------|-----------|----------|----------|----------|-----------|-----------|------------|
| Hampstead 'B'    | 12        | 11       | 1        | 0        | 78        | 31        | 36         |
| Cambridge Eagles | 12        | 8        | 4        | 0        | 51        | 43        | 26         |
| Kenton 'B'       | 12        | 7        | 5        | 0        | 61        | 49        | 21         |
| Bexleyheath 'A'  | 12        | 6        | 6        | 0        | 37        | 32        | 19         |
| Hillcroft 'B'    | 12        | 5        | 7        | 0        | 32        | 117       | 16         |
| Bath             | 12        | 3        | 9        | 0        | 44        | 60        | 15         |
| Swanley          | 12        | 2        | 10       | 0        | 25        | 95        | 14         |

#### 1984-85 SOUTH OF ENGLAND MEN'S LACROSSE ASSOCIATION

| DIVISION 1        | <u>GP</u> | <u>W</u> | <u>L</u> | <u>T</u> | <u>GF</u> | <u>GA</u> | <u>PTS</u> |
|-------------------|-----------|----------|----------|----------|-----------|-----------|------------|
| Hampstead         | 18        | 15       | 3        | 0        | 208       | 137       | 30         |
| Hillcroft         | 18        | 14       | 4        | 0        | 171       | 106       | 28         |
| Chipstead         | 18        | 9        | 7        | 2        | 182       | 166       | 20         |
| London University | 18        | 10       | 8        | 0        | 139       | 123       | 19         |
| Beckenham         | 18        | 9        | 8        | 1        | 157       | 157       | 18         |
| Kenton            | 18        | 8        | 8        | 2        | 150       | 176       | 17         |
| Calthorpe         | 18        | 7        | 10       | 1        | 134       | 130       | 15         |
| Buckhurst Hill    | 18        | 6        | 10       | 2        | 138       | 197       | 14         |
| Purley            | 18        | 4        | 10       | 4        | 149       | 200       | 12         |
| Oxford University | 16        | 2        | 14       | 0        | 64        | 100       | 4          |

*London University, Beckenham, Kenton each had 1 point deducted in the standings*

| DIVISION 2           | <u>GP</u> | <u>W</u> | <u>L</u> | <u>T</u> | <u>GF</u> | <u>GA</u> | <u>PTS</u> |
|----------------------|-----------|----------|----------|----------|-----------|-----------|------------|
| Kenton 'A'           | 18        | 17       | 1        | 0        | 230       | 90        | 34         |
| Cambridge University | 16        | 14       | 2        | 0        | 159       | 33        | 28         |
| Hillcroft 'A'        | 18        | 10       | 8        | 0        | 155       | 120       | 19         |
| Buckhurst Hill 'A'   | 18        | 8        | 9        | 1        | 128       | 118       | 16         |
| Croydon              | 18        | 7        | 9        | 2        | 118       | 172       | 15         |
| Hitchin              | 18        | 7        | 11       | 0        | 115       | 174       | 14         |
| Swanley              | 18        | 6        | 11       | 1        | 92        | 138       | 12         |
| Lee                  | 18        | 7        | 11       | 0        | 100       | 166       | 12         |
| Hampstead 'A'        | 18        | 6        | 12       | 0        | 106       | 113       | 9          |
| Bexleyheath          | 16        | 4        | 12       | 0        | 57        | 136       | 5          |

*Hampstead A and Bexleyhealth each had 3 points deducted in the standings; Lee had 2 points deducted in the standings; Hillcroft 'A', Buckhurst Hill 'A', Croydon, and Swanley each had 1 point deducted in the standings*

| DIVISION 3         | <u>GP</u> | <u>W</u> | <u>L</u> | <u>T</u> | <u>GF</u> | <u>GA</u> | <u>PTS</u> |
|--------------------|-----------|----------|----------|----------|-----------|-----------|------------|
| Beckenham 'A'      | 14        | 13       | 1        | 0        | 205       | 41        | 26         |
| Purley 'A'         | 14        | 12       | 2        | 0        | 141       | 53        | 24         |
| Stratford Raiders  | 12        | 7        | 5        | 0        | 78        | 52        | 14         |
| Croydon 'A'        | 14        | 6        | 7        | 1        | 50        | 133       | 13         |
| Three Bridges      | 13        | 6        | 7        | 0        | 63        | 73        | 10         |
| Buckhurst Hill 'B' | 14        | 3        | 9        | 2        | 66        | 190       | 8          |
| Calthorpe 'A'      | 11        | 3        | 7        | 1        | 22        | 55        | 5          |
| Hampstead 'B'      | 14        | 1        | 13       | 0        | 3         | 31        | 0          |

*Hampstead 'B' had 11 points deducted in the standing; Three Bridges and Calthorpe 'A' each had 2 points deducted in the standings*

|                        | <u>GP</u> | <u>W</u> | <u>L</u> | <u>T</u> | <u>GF</u> | <u>GA</u> | <u>PTS</u> |
|------------------------|-----------|----------|----------|----------|-----------|-----------|------------|
| DIVISION 4             |           |          |          |          |           |           |            |
| Beckenham 'B'          | 18        | 16       | 2        | 0        | 123       | 53        | 50         |
| Bath                   | 18        | 15       | 3        | 0        | 97        | 50        | 48         |
| Southampton University | 18        | 14       | 4        | 0        | 54        | 36        | 46         |
| Stratford Raiders 'A'  | 17        | 12       | 5        | 0        | 107       | 72        | 41         |
| Cambridge Eagles       | 18        | 10       | 8        | 0        | 42        | 68        | 36         |
| Chipstead 'A'          | 17        | 10       | 7        | 0        | 25        | 68        | 36         |
| Oxford Iroquois        | 18        | 6        | 12       | 0        | 18        | 52        | 24         |
| Swanley 'A'            | 18        | 3        | 15       | 0        | 7         | 22        | 9          |
| Hillcroft 'B'          | 18        | 3        | 15       | 0        | 3         | 15        | 9          |
| Kenton 'B'             | 18        | 0        | 18       | 0        | 10        | 50        | 2          |

#### 1986-87 SOUTH OF ENGLAND MEN'S LACROSSE ASSOCIATION

|                      | <u>GP</u> | <u>W</u> | <u>L</u> | <u>T</u> | <u>GF</u> | <u>GA</u> | <u>PTS</u> |
|----------------------|-----------|----------|----------|----------|-----------|-----------|------------|
| DIVISION 1           |           |          |          |          |           |           |            |
| Hampstead            | 17        | 15       | 1        | 1        | 181       | 92        | 31         |
| Hillcroft            | 18        | 15       | 2        | 1        | 159       | 85        | 31         |
| London University    | 18        | 14       | 4        | 0        | 219       | 159       | 28         |
| Buckhurst Hill       | 18        | 13       | 5        | 0        | 196       | 119       | 25         |
| Oxford University    | 16        | 8        | 8        | 0        | 69        | 79        | 16         |
| Kenton               | 17        | 8        | 8        | 1        | 143       | 109       | 15         |
| Purley               | 17        | 5        | 12       | 0        | 124       | 157       | 9          |
| Chipstead            | 14        | 3        | 10       | 1        | 77        | 180       | 6½         |
| Enfield              | 17        | 2        | 15       | 0        | 80        | 210       | 4          |
| Cambridge University | 16        | 0        | 16       | 0        | 28        | 69        | 0          |

|                    | <u>GP</u> | <u>W</u> | <u>L</u> | <u>T</u> | <u>GF</u> | <u>GA</u> | <u>PTS</u> |
|--------------------|-----------|----------|----------|----------|-----------|-----------|------------|
| DIVISION 2         |           |          |          |          |           |           |            |
| Bath               | 18        | 17       | 1        | 0        | 256       | 54        | 34         |
| Hitchin            | 17        | 15       | 1        | 1        | 209       | 91        | 31         |
| Beckenham          | 18        | 13       | 5        | 0        | 229       | 70        | 26         |
| Hampstead 'A'      | 17        | 10       | 5        | 2        | 179       | 126       | 21½        |
| Orpington          | 18        | 8        | 9        | 1        | 174       | 197       | 17         |
| Croydon            | 18        | 7        | 9        | 2        | 135       | 152       | 15         |
| Hillcroft 'A'      | 18        | 6        | 9        | 3        | 89        | 152       | 13         |
| Buckhurst Hill 'A' | 18        | 3        | 13       | 2        | 84        | 213       | 8          |
| Kenton 'A'         | 16        | 2        | 13       | 1        | 77        | 211       | 4          |
| Purley 'A'         | 18        | 1        | 17       | 0        | 53        | 221       | 1          |

|                        | <u>GP</u> | <u>W</u> | <u>L</u> | <u>T</u> | <u>GF</u> | <u>GA</u> | <u>PTS</u> |
|------------------------|-----------|----------|----------|----------|-----------|-----------|------------|
| DIVISION 3             |           |          |          |          |           |           |            |
| Croydon 'A'            | 16        | 14       | 2        | 0        | 122       | 46        | 28         |
| Beckenham 'A'          | 16        | 12       | 2        | 2        | 110       | 48        | 26         |
| Southampton University | 16        | 10       | 4        | 2        | 68        | 26        | 22         |
| Joyce Green            | 16        | 10       | 6        | 0        | 81        | 79        | 20         |
| Bath 'A'               | 14        | 8        | 6        | 0        | 31        | 41        | 16         |
| Oxford Iroquois        | 16        | 6        | 10       | 0        | 48        | 47        | 8          |
| Chipstead 'A'          | 14        | 3        | 11       | 0        | 32        | 104       | 5          |
| Buckhurst Hill 'B'     | 16        | 3        | 13       | 0        | 46        | 113       | 1          |
| Cambridge Eagles       | 16        | 2        | 14       | 0        | 19        | 53        | 0          |

#### 1987-88 SOUTH OF ENGLAND MEN'S LACROSSE ASSOCIATION

|                   | <u>GP</u> | <u>W</u> | <u>L</u> | <u>T</u> | <u>GF</u> | <u>GA</u> | <u>PTS</u> |
|-------------------|-----------|----------|----------|----------|-----------|-----------|------------|
| DIVISION 1        |           |          |          |          |           |           |            |
| Hampstead         | 14        | 13       | 1        | 0        | 135       | 80        | 26         |
| London University | 15        | 13       | 2        | 0        | 192       | 104       | 26         |
| Bath              | 16        | 12       | 2        | 2        | 164       | 104       | 26         |
| Buckhurst Hill    | 16        | 8        | 8        | 0        | 148       | 156       | 15½        |
| Kenton            | 16        | 6        | 8        | 2        | 129       | 137       | 14         |
| Hillcroft         | 16        | 5        | 9        | 2        | 132       | 135       | 11         |
| Purley            | 13        | 5        | 8        | 0        | 110       | 130       | 9          |
| Oxford University | 16        | 2        | 12       | 2        | 59        | 87        | 6          |
| Chipstead         | 14        | 0        | 14       | 0        | 26        | 162       | 0          |

| DIVISION 2           | <u>GP</u> | <u>W</u> | <u>L</u> | <u>T</u> | <u>GF</u> | <u>GA</u> | <u>PTS</u> |
|----------------------|-----------|----------|----------|----------|-----------|-----------|------------|
| Beckenham            | 18        | 17       | 1        | 0        | 135       | 53        | 34         |
| Hitchin              | 18        | 16       | 2        | 0        | 236       | 99        | 31½        |
| Cambridge University | 18        | 14       | 4        | 0        | 74        | 43        | 28         |
| Croydon              | 18        | 9        | 9        | 0        | 134       | 136       | 17         |
| Orpington            | 16        | 9        | 7        | 0        | 107       | 136       | 16½        |
| Southampton          | 16        | 6        | 10       | 0        | 27        | 78        | 12         |
| Buckhurst Hill 'A'   | 17        | 5        | 12       | 0        | 109       | 131       | 8          |
| Kenton 'A'           | 17        | 4        | 13       | 0        | 43        | 119       | 5          |
| Hampstead 'A'        | 14        | 4        | 10       | 0        | 79        | 112       | 2          |
| Hillcroft 'A'        | 18        | 1        | 17       | 0        | 22        | 59        | 0          |

| DIVISION 3         | <u>GP</u> | <u>W</u> | <u>L</u> | <u>T</u> | <u>GF</u> | <u>GA</u> | <u>PTS</u> |
|--------------------|-----------|----------|----------|----------|-----------|-----------|------------|
| Bath 'A'           | 16        | 15       | 0        | 1        | 110       | 56        | 31         |
| Croydon 'A'        | 10        | 8        | 1        | 1        | 57        | 42        | 17         |
| Purley 'A'         | 12        | 7        | 5        | 0        | 50        | 33        | 14         |
| Enfield            | 12        | 6        | 6        | 0        | 36        | 39        | 12         |
| Buckhurst Hill 'B' | 13        | 6        | 7        | 0        | 43        | 52        | 12         |
| Oxford Iroquois    | 16        | 6        | 10       | 0        | 52        | 77        | 12         |
| Cambridge Eagles   | 16        | 0        | 16       | 0        | 8         | 51        | 0          |
| Hitchin 'A'        | 2         | 0        | 2        | 0        | 9         | 11        | 0          |

### 1988-89 SOUTH OF ENGLAND MEN'S LACROSSE ASSOCIATION

*Teams played in Conferences 'A' and 'B' prior to Christmas to determine entry into Divisions 1 and 2*

*Teams played in Lower Conference North and South prior to Christmas to determine entry into Divisions 3 and 4*

| CONFERENCE 'A'         | <u>GP</u> | <u>W</u> | <u>L</u> | <u>T</u> | <u>GF</u> | <u>GA</u> | <u>PTS</u> |
|------------------------|-----------|----------|----------|----------|-----------|-----------|------------|
| Hampstead              | 7         | 7        | 0        | 0        | 134       | 29        | 14         |
| Purley                 | 7         | 6        | 1        | 0        | 135       | 40        | 12         |
| Bath                   | 7         | 5        | 2        | 0        | 108       | 41        | 10         |
| Kenton                 | 7         | 4        | 3        | 0        | 81        | 54        | 7½         |
| Chipstead              | 7         | 3        | 4        | 0        | 62        | 58        | 5          |
| Southampton University | 7         | 2        | 5        | 0        | 18        | 129       | 4          |
| Cambridge University   | 7         | 0        | 7        | 0        | 20        | 145       | 0          |
| Croydon                | 7         | 1        | 6        | 0        | 20        | 82        | 0          |

*Croydon had 2½ points deducted in the standing; Chipstead had 1 point deducted in the standings; Kenton had ½ point deducted in the standings*

| CONFERENCE 'B'    | <u>GP</u> | <u>W</u> | <u>L</u> | <u>T</u> | <u>GF</u> | <u>GA</u> | <u>PTS</u> |
|-------------------|-----------|----------|----------|----------|-----------|-----------|------------|
| Hillcroft         | 5         | 5        | 0        | 0        | 71        | 32        | 10         |
| Oxford University | 6         | 4        | 2        | 0        | 66        | 44        | 8          |
| Buckhurst Hill    | 6         | 3        | 2        | 1        | 98        | 56        | 7          |
| London University | 6         | 4        | 2        | 0        | 70        | 61        | 6½         |
| Beckenham         | 6         | 2        | 3        | 1        | 36        | 51        | 5          |
| Hitchin           | 6         | 2        | 4        | 0        | 71        | 66        | 3½         |
| Orpington         | 6         | 0        | 6        | 0        | 22        | 124       | 0          |

*Orpington had 3½ points deducted in the standing; London University had 1½ points deducted in the standings; Hitchin had 1 point deducted in the standings*

| LOWER CONFERENCE NORTH | <u>GP</u> | <u>W</u> | <u>L</u> | <u>T</u> | <u>GF</u> | <u>GA</u> | <u>PTS</u> |
|------------------------|-----------|----------|----------|----------|-----------|-----------|------------|
| Kenton 'A'             | 12        | 12       | 0        | 0        | 66        | 23        | 23½        |
| Buckhurst Hill 'A'     | 12        | 7        | 4        | 1        | 86        | 62        | 14         |
| Enfield                | 12        | 7        | 5        | 0        | 77        | 89        | 14         |
| Hampstead 'A'          | 12        | 7        | 4        | 1        | 46        | 49        | 11½        |
| Buckhurst Hill 'B'     | 12        | 6        | 6        | 0        | 49        | 58        | 8          |
| Hitchin 'A'            | 12        | 2        | 10       | 0        | 57        | 62        | 4          |
| Cambridge Eagles       | 12        | 0        | 12       | 0        | 1         | 39        | 0          |

*Buckhurst Hill 'A', Buckhurst Hill 'B', Cambridge Eagles, and Hampstead 'A' each had 1 point deducted in the standings; Kenton 'A' had ½ point deducted in the standings*

| LOWER CONFERENCE SOUTH | <u>GP</u> | <u>W</u> | <u>L</u> | <u>T</u> | <u>GF</u> | <u>GA</u> | <u>PTS</u> |
|------------------------|-----------|----------|----------|----------|-----------|-----------|------------|
| Bath 'A'               | 14        | 14       | 0        | 0        | 107       | 21        | 25½        |
| Hillcroft 'A'          | 14        | 10       | 4        | 0        | 45        | 41        | 18         |
| Croydon 'A'            | 14        | 10       | 4        | 0        | 70        | 53        | 17         |
| Brighton               | 12        | 5        | 7        | 0        | 53        | 63        | 6          |
| Beckenham 'A'          | 13        | 4        | 9        | 0        | 17        | 23        | 4          |
| Purley 'A'             | 12        | 3        | 9        | 0        | 37        | 81        | 4          |
| Orpington 'A'          | 9         | 3        | 6        | 0        | 16        | 22        | 2          |
| Oxford Iroquois        | 14        | 2        | 12       | 0        | 13        | 54        | 0          |

| DIVISION 1        | <u>GP</u> | <u>W</u> | <u>L</u> | <u>T</u> | <u>GF</u> | <u>GA</u> | <u>PTS</u> |
|-------------------|-----------|----------|----------|----------|-----------|-----------|------------|
| Hampstead         | 7         | 7        | 0        | 0        | 106       | 41        | 14         |
| Purley            | 7         | 5        | 2        | 0        | 81        | 52        | 10         |
| Bath              | 7         | 4        | 3        | 0        | 58        | 61        | 6½         |
| Hillcroft         | 7         | 3        | 3        | 1        | 61        | 68        | 6          |
| Buckhurst Hill    | 7         | 3        | 4        | 0        | 57        | 88        | 6          |
| London University | 6         | 2        | 3        | 1        | 53        | 53        | 5          |
| Oxford University | 7         | 1        | 6        | 0        | 35        | 69        | 1          |
| Kenton            | 6         | 1        | 5        | 0        | 48        | 67        | ½          |

*Bath and Kenton each had 1½ points deducted in the standings; Hillcroft and Oxford University each had 1 point deducted in the standings*

| DIVISION 2             | <u>GP</u> | <u>W</u> | <u>L</u> | <u>T</u> | <u>GF</u> | <u>GA</u> | <u>PTS</u> |
|------------------------|-----------|----------|----------|----------|-----------|-----------|------------|
| Beckenham              | 5         | 5        | 0        | 0        | 50        | 21        | 9½         |
| Hitchin                | 4         | 3        | 1        | 0        | 48        | 23        | 5½         |
| Southampton University | 4         | 2        | 2        | 0        | 23        | 18        | 4          |
| Cambridge University   | 4         | 2        | 2        | 0        | 22        | 29        | 4          |
| Croydon                | 5         | 1        | 4        | 0        | 32        | 59        | 2          |
| Chipstead              | 4         | 0        | 4        | 0        | 12        | 37        | 0          |
| Orpington              |           |          |          |          |           |           |            |

*Beckenham and Hitchin had ½ point deducted in the standings; Orpington withdrew and record removed from the standings*

| DIVISION 3         | <u>GP</u> | <u>W</u> | <u>L</u> | <u>T</u> | <u>GF</u> | <u>GA</u> | <u>PTS</u> |
|--------------------|-----------|----------|----------|----------|-----------|-----------|------------|
| Buckhurst Hill 'A' | 6         | 5        | 0        | 1        | 71        | 22        | 11         |
| Bath 'A'           | 6         | 5        | 0        | 1        | 61        | 21        | 11         |
| Hillcroft 'A'      | 6         | 3        | 3        | 0        | 42        | 28        | 4½         |
| Brighton           | 5         | 2        | 3        | 0        | 46        | 47        | 3          |
| Kenton 'A'         | 5         | 2        | 3        | 0        | 45        | 51        | 1½         |
| Croydon 'A'        | 5         | 1        | 4        | 0        | 15        | 64        | ½          |
| Enfield            | 3         | 0        | 3        | 0        | 10        | 34        | 0          |
| Hampstead 'A'      | 2         | 0        | 2        | 0        | 7         | 30        | 0          |

*Kenton 'A' had 2½ points deducted from standings; Hillcroft 'A' and Croydon 'A' had 1½ points deducted from standings*

| DIVISION 3         | <u>GP</u> | <u>W</u> | <u>L</u> | <u>T</u> | <u>GF</u> | <u>GA</u> | <u>PTS</u> |
|--------------------|-----------|----------|----------|----------|-----------|-----------|------------|
| Purley 'A'         | 6         | 4        | 2        | 0        | 32        | 24        | 8          |
| Oxford Iroquois    | 3         | 3        | 0        | 0        | 25        | 6         | 6          |
| Beckenham 'A'      | 3         | 2        | 1        | 0        | 31        | 8         | 4          |
| Orpington 'A'      | 2         | 2        | 0        | 0        | 31        | 17        | 4          |
| Buckhurst Hill 'B' | 6         | 2        | 4        | 0        | 34        | 27        | 1          |
| Hitchin 'A'        | 3         | 0        | 3        | 0        | 9         | 43        | 0          |
| Cambridge Eagles   | 3         | 0        | 3        | 0        | 4         | 41        | 0          |

*Buckhurst Hill 'B' had 3 points deducted from standings*

## 1989-90 SOUTH OF ENGLAND MEN'S LACROSSE ASSOCIATION

*Teams played in Conferences 'A' and 'B' prior to Christmas to determine entry into Divisions 1 and 2*

*Teams played in Lower Conference North and South prior to Christmas to determine entry into Divisions 3 and 4*

| CONFERENCE 'A'         | <u>GP</u> | <u>W</u> | <u>L</u> | <u>T</u> | <u>GF</u> | <u>GA</u> | <u>PTS</u> |
|------------------------|-----------|----------|----------|----------|-----------|-----------|------------|
| Hampstead              | 6         | 6        | 0        | 0        | 90        | 28        | 12         |
| Oxford University      | 7         | 5        | 2        | 0        | 86        | 34        | 10         |
| Bath                   | 7         | 5        | 2        | 0        | 80        | 41        | 10         |
| Beckenham              | 7         | 5        | 2        | 0        | 92        | 31        | 9          |
| Buckhurst Hill         | 7         | 3        | 4        | 0        | 60        | 69        | 6          |
| Croydon                | 7         | 2        | 5        | 0        | 17        | 89        | 4          |
| Southampton University | 8         | 1        | 7        | 0        | 12        | 129       | 2          |
| Brighton               | 7         | 1        | 6        | 0        | 13        | 29        | 0          |

*Brighton had 4 points deducted from the standings; Brighton later withdrew from the league; Beckenham had 1 point deducted from the standings*

| CONFERENCE 'B'       | <u>GP</u> | <u>W</u> | <u>L</u> | <u>T</u> | <u>GF</u> | <u>GA</u> | <u>PTS</u> |
|----------------------|-----------|----------|----------|----------|-----------|-----------|------------|
| London University    | 6         | 5        | 1        | 0        | 76        | 50        | 10         |
| Purley               | 7         | 5        | 2        | 0        | 93        | 50        | 10         |
| Hitchin              | 8         | 5        | 3        | 0        | 63        | 57        | 10         |
| Kenton               | 7         | 4        | 3        | 0        | 70        | 68        | 8          |
| Hillcroft            | 7         | 4        | 3        | 0        | 86        | 40        | 7          |
| Chipstead            | 7         | 1        | 6        | 0        | 27        | 105       | 2          |
| Cambridge University | 6         | 0        | 6        | 0        | 26        | 71        | 0          |

*Hillcroft and Cambridge University each had 1 point deducted from the standings*

| UPPER CONFERENCE  | <u>GP</u> | <u>W</u> | <u>L</u> | <u>T</u> | <u>GF</u> | <u>GA</u> | <u>PTS</u> |
|-------------------|-----------|----------|----------|----------|-----------|-----------|------------|
| Purley            | 9         | 9        | 0        | 0        | 131       | 55        | 18         |
| Hampstead         | 7         | 5        | 2        | 0        | 101       | 81        | 10         |
| Bath              | 9         | 6        | 3        | 0        | 110       | 115       | 12         |
| London University | 7         | 4        | 3        | 0        | 86        | 69        | 8          |
| Hitchin           | 9         | 3        | 6        | 0        | 66        | 112       | 6          |
| Kenton            | 7         | 2        | 5        | 0        | 69        | 76        | 4          |
| Oxford University | 7         | 2        | 5        | 0        | 49        | 73        | 3          |
| Beckenham         | 7         | 0        | 7        | 0        | 33        | 63        | 0          |

*Beckenham had 2 points deducted from the standings; Oxford University had 1 point deducted from the standings*

| LOWER CONFERENCE       | <u>GP</u> | <u>W</u> | <u>L</u> | <u>T</u> | <u>GF</u> | <u>GA</u> | <u>PTS</u> |
|------------------------|-----------|----------|----------|----------|-----------|-----------|------------|
| Hillcroft              | 8         | 8        | 0        | 0        | 49        | 12        | 16         |
| Buckhurst Hill         | 8         | 5        | 3        | 0        | 55        | 36        | 9          |
| Cambridge University   | 5         | 2        | 3        | 0        | 34        | 36        | 4          |
| Chipstead              | 9         | 4        | 5        | 0        | 52        | 40        | 7          |
| Southampton University | 6         | 2        | 4        | 0        | 12        | 34        | 4          |
| Croydon                | 6         | 0        | 6        | 0        | 18        | 61        | 1          |

*Buckhurst Hill, Chipstead, and Croydon each had 1 point deducted from the standings*

| DIVISION 3         | <u>GP</u> | <u>W</u> | <u>L</u> | <u>T</u> | <u>GF</u> | <u>GA</u> | <u>PTS</u> |
|--------------------|-----------|----------|----------|----------|-----------|-----------|------------|
| Kenton 'A'         | 21        | 17       | 3        | 1        | 174       | 85        | 56         |
| Hillcroft 'A'      | 18        | 14       | 4        | 0        | 92        | 60        | 45         |
| Enfield            | 23        | 16       | 6        | 1        | 141       | 108       | 55         |
| Orpington          | 16        | 11       | 5        | 0        | 108       | 46        | 35         |
| Hampstead 'A'      | 20        | 9        | 9        | 2        | 113       | 133       | 40         |
| Bath 'A'           | 19        | 11       | 7        | 1        | 71        | 30        | 37         |
| Cambridge Eagles   | 20        | 10       | 10       | 0        | 40        | 51        | 36         |
| Croydon 'A'        | 20        | 8        | 12       | 0        | 74        | 128       | 36         |
| Purley 'A'         | 19        | 7        | 11       | 1        | 76        | 129       | 34         |
| Beckenham 'A'      | 20        | 9        | 11       | 0        | 71        | 54        | 29         |
| Buckhurst Hill 'A' | 20        | 6        | 14       | 0        | 89        | 96        | 26         |
| Hitchin 'A'        | 18        | 3        | 15       | 0        | 34        | 115       | 19         |
| Oxford Iroquois    | 18        | 2        | 16       | 0        | 27        | 70        | 15         |

### 1990-91 SOUTH OF ENGLAND MEN'S LACROSSE ASSOCIATION

| DIVISION 1        | <u>GP</u> | <u>W</u> | <u>L</u> | <u>T</u> | <u>GF</u> | <u>GA</u> | <u>PTS</u> |
|-------------------|-----------|----------|----------|----------|-----------|-----------|------------|
| Kenton            | 16        | 14       | 1        | 1        | 238       | 97        | 29         |
| Bath              | 15        | 10       | 5        | 0        | 166       | 134       | 20         |
| Hillcroft         | 15        | 9        | 4        | 2        | 130       | 111       | 20         |
| Purley            | 15        | 9        | 6        | 0        | 133       | 125       | 16         |
| Hampstead         | 14        | 9        | 4        | 1        | 181       | 156       | 15½        |
| London University | 16        | 6        | 10       | 0        | 133       | 186       | 12         |
| Hitchin           | 16        | 4        | 11       | 1        | 104       | 177       | 8          |
| Beckenham         | 15        | 4        | 10       | 1        | 101       | 117       | 7          |
| Oxford University | 14        | 0        | 14       | 0        | 18        | 101       | 0          |

*Hampstead had 3½ points deducted from the standing; Purley, Hitchin, and Beckenham each had 2 points deducted from the standings*

| DIVISION 2             | <u>GP</u> | <u>W</u> | <u>L</u> | <u>T</u> | <u>GF</u> | <u>GA</u> | <u>PTS</u> |
|------------------------|-----------|----------|----------|----------|-----------|-----------|------------|
| Cambridge University   | 14        | 14       | 0        | 0        | 108       | 35        | 28         |
| Tatsfield              | 13        | 11       | 2        | 0        | 117       | 77        | 22         |
| Buckhurst Hill         | 16        | 10       | 5        | 1        | 149       | 100       | 20         |
| Croydon                | 16        | 9        | 6        | 1        | 145       | 113       | 18         |
| Southampton University | 16        | 7        | 7        | 2        | 93        | 109       | 16         |
| Enfield                | 16        | 5        | 10       | 1        | 96        | 151       | 11         |
| Kenton 'A'             | 15        | 5        | 8        | 2        | 111       | 117       | 8          |
| Hillcroft 'A'          | 16        | 3        | 11       | 2        | 59        | 120       | 6          |
| Orpington              | 16        | 0        | 15       | 1        | 54        | 110       | 0          |

*Orpington had 7 points deducted from the standings; Kenton 'A' had 4 points deducted from the standings; Buckhurst Hill and Croydon each had 3 points deducted from the standings; Hillcroft 'A' had 2 points deducted from the standings*

| DIVISION 3         | <u>GP</u> | <u>W</u> | <u>L</u> | <u>T</u> | <u>GF</u> | <u>GA</u> | <u>PTS</u> |
|--------------------|-----------|----------|----------|----------|-----------|-----------|------------|
| Bath 'A'           | 18        | 16       | 2        | 0        | 155       | 50        | 49         |
| Purley 'A'         | 17        | 14       | 3        | 0        | 80        | 62        | 45         |
| Croydon 'A'        | 17        | 11       | 6        | 0        | 98        | 77        | 39         |
| Hampstead 'A'      | 15        | 9        | 5        | 1        | 86        | 40        | 31         |
| Beckenham 'A'      | 16        | 7        | 7        | 2        | 58        | 64        | 28         |
| Buckhurst Hill 'A' | 18        | 5        | 11       | 2        | 45        | 94        | 26         |
| Cambridge Eagles   | 16        | 4        | 10       | 2        | 44        | 56        | 24         |
| Hitchin 'A'        | 18        | 5        | 12       | 1        | 53        | 131       | 24         |
| Tatsfield 'A'      | 15        | 5        | 10       | 0        | 40        | 79        | 21         |
| Oxford Iroquois    | 16        | 2        | 12       | 2        | 11        | 28        | 12         |

### 1991-92 SOUTH OF ENGLAND MEN'S LACROSSE ASSOCIATION

| DIVISION 1           | <u>GP</u> | <u>W</u> | <u>L</u> | <u>T</u> | <u>GF</u> | <u>GA</u> | <u>PTS</u> |
|----------------------|-----------|----------|----------|----------|-----------|-----------|------------|
| Hampstead            | 16        | 14       | 1        | 1        | 301       | 137       | 29         |
| Kenton               | 16        | 13       | 1        | 2        | 240       | 80        | 28         |
| Bath                 | 16        | 10       | 6        | 0        | 132       | 117       | 20         |
| Hillcroft            | 16        | 9        | 6        | 1        | 146       | 120       | 19         |
| Purley               | 16        | 7        | 9        | 0        | 136       | 139       | 13         |
| Hitchin              | 16        | 6        | 10       | 0        | 133       | 200       | 12         |
| London University    | 16        | 6        | 10       | 0        | 116       | 203       | 12         |
| Cambridge University | 16        | 4        | 12       | 0        | 44        | 119       | 8          |
| Tatsfield            | 16        | 1        | 15       | 0        | 62        | 195       | 1          |

*Purley and Tatsfield each had 1 point deducted from the standings*

| DIVISION 2        | <u>GP</u> | <u>W</u> | <u>L</u> | <u>T</u> | <u>GF</u> | <u>GA</u> | <u>PTS</u> |
|-------------------|-----------|----------|----------|----------|-----------|-----------|------------|
| Croydon           | 16        | 15       | 0        | 1        | 264       | 52        | 31         |
| Buckhurst Hill    | 16        | 12       | 4        | 0        | 211       | 104       | 24         |
| Beckenham         | 14        | 11       | 2        | 1        | 140       | 62        | 23         |
| Enfield           | 16        | 9        | 7        | 0        | 121       | 115       | 18         |
| Kenton 'A'        | 16        | 7        | 9        | 0        | 116       | 140       | 13         |
| Purley 'A'        | 16        | 5        | 11       | 0        | 71        | 194       | 10         |
| Southampton       | 16        | 5        | 11       | 0        | 92        | 200       | 9          |
| Oxford University | 14        | 4        | 10       | 0        | 36        | 77        | 8          |
| Bath 'A'          | 16        | 1        | 15       | 0        | 21        | 138       | 0          |

*Bath 'A' had 3 points deducted from the standings; Kenton 'A' and Southampton had 1 point deducted from the standings*

| DIVISION 3            | <u>GP</u> | <u>W</u> | <u>L</u> | <u>T</u> | <u>GF</u> | <u>GA</u> | <u>PTS</u> |
|-----------------------|-----------|----------|----------|----------|-----------|-----------|------------|
| Hillcroft 'A'         | 16        | 16       | 0        | 0        | 103       | 18        | 48         |
| Orpington             | 16        | 13       | 3        | 0        | 113       | 65        | 42         |
| Hampstead 'A'         | 16        | 11       | 5        | 0        | 104       | 57        | 37         |
| Croydon 'A'           | 16        | 7        | 8        | 1        | 55        | 113       | 30         |
| Hitchin 'A'           | 16        | 7        | 9        | 0        | 54        | 67        | 26         |
| Tatsfield 'A'         | 16        | 5        | 10       | 1        | 57        | 105       | 25         |
| Cambridge Eagles      | 16        | 4        | 12       | 0        | 17        | 33        | 18         |
| Buckhurst Hill 'A'    | 16        | 5        | 11       | 0        | 21        | 40        | 17         |
| London University 'A' | 16        | 3        | 13       | 0        | 10        | 42        | 14         |

#### 1992-93 SOUTH OF ENGLAND MEN'S LACROSSE ASSOCIATION

| DIVISION 1        | <u>GP</u> | <u>W</u> | <u>L</u> | <u>T</u> | <u>GF</u> | <u>GA</u> | <u>PTS</u> |
|-------------------|-----------|----------|----------|----------|-----------|-----------|------------|
| Bath              | 16        | 15       | 1        | 0        | 234       | 121       | 30         |
| Kenton            | 16        | 14       | 2        | 0        | 227       | 108       | 28         |
| Hitchin           | 16        | 9        | 7        | 0        | 115       | 109       | 18         |
| Hampstead         | 16        | 8        | 8        | 0        | 150       | 140       | 15         |
| Croydon           | 16        | 6        | 9        | 1        | 112       | 149       | 13         |
| Buckhurst Hill    | 16        | 6        | 10       | 0        | 131       | 152       | 11         |
| Hillcroft         | 16        | 4        | 11       | 1        | 153       | 168       | 9          |
| Purley            | 16        | 3        | 10       | 3        | 116       | 185       | 9          |
| London University | 16        | 4        | 11       | 1        | 98        | 204       | 7          |

*Hampstead, Buckhurst Hill, and London University each had 1 point deducted from the standings*

| DIVISION 2           | <u>GP</u> | <u>W</u> | <u>L</u> | <u>T</u> | <u>GF</u> | <u>GA</u> | <u>PTS</u> |
|----------------------|-----------|----------|----------|----------|-----------|-----------|------------|
| Beckenham            | 15        | 14       | 1        | 0        | 149       | 43        | 28         |
| Hillcroft 'A'        | 15        | 12       | 3        | 0        | 126       | 68        | 24         |
| Tatsfield            | 15        | 9        | 4        | 2        | 127       | 92        | 20         |
| Cambridge University | 14        | 6        | 6        | 2        | 40        | 41        | 14         |
| Orpington            | 16        | 6        | 9        | 1        | 139       | 103       | 13         |
| Southampton          | 16        | 5        | 8        | 3        | 69        | 153       | 13         |
| Enfield              | 15        | 7        | 8        | 0        | 99        | 95        | 12         |
| Kenton 'A'           | 12        | 3        | 9        | 0        | 73        | 133       | 6          |
| Purley 'A'           | 16        | 1        | 15       | 0        | 33        | 127       | 0          |

*Purley 'A' had 4 points deducted from the standings; Enfield had 2 points deducted from the standings*

| DIVISION 3         | <u>GP</u> | <u>W</u> | <u>L</u> | <u>T</u> | <u>GF</u> | <u>GA</u> | <u>PTS</u> |
|--------------------|-----------|----------|----------|----------|-----------|-----------|------------|
| Hitchin 'A'        | 13        | 10       | 2        | 1        | 67        | 49        | 34         |
| Oxford University  | 10        | 8        | 2        | 0        | 33        | 5         | 26         |
| Croydon 'A'        | 14        | 10       | 4        | 0        | 67        | 32        | 33         |
| Buckhurst Hill 'A' | 8         | 4        | 3        | 1        | 10        | 16        | 16         |
| Bath 'A'           | 14        | 5        | 9        | 0        | 32        | 51        | 23         |
| Cambridge Eagles   | 10        | 2        | 8        | 0        | 6         | 28        | 11         |
| Tatsfield 'A'      | 11        | 0        | 11       | 0        | 6         | 43        | 4          |

#### 1993-94 SOUTH OF ENGLAND MEN'S LACROSSE ASSOCIATION

| DIVISION 1     | <u>GP</u> | <u>W</u> | <u>L</u> | <u>T</u> | <u>GF</u> | <u>GA</u> | <u>PTS</u> |
|----------------|-----------|----------|----------|----------|-----------|-----------|------------|
| Hillcroft      | 16        | 15       | 1        | 0        | 168       | 66        | 30         |
| Kenton         | 15        | 13       | 2        | 0        | 209       | 86        | 26         |
| Purley         | 16        | 10       | 6        | 0        | 156       | 115       | 20         |
| Bath           | 16        | 9        | 7        | 0        | 117       | 101       | 16         |
| Croydon        | 16        | 6        | 10       | 0        | 100       | 180       | 11         |
| Buckhurst Hill | 16        | 5        | 11       | 0        | 108       | 152       | 9          |
| Hitchin        | 15        | 4        | 11       | 0        | 78        | 144       | 8          |
| Beckenham      | 16        | 3        | 13       | 0        | 108       | 200       | 6          |
| Hampstead      | 16        | 6        | 10       | 0        | 107       | 84        | 5          |

| DIVISION 2           | <u>GP</u> | <u>W</u> | <u>L</u> | <u>T</u> | <u>GF</u> | <u>GA</u> | <u>PTS</u> |
|----------------------|-----------|----------|----------|----------|-----------|-----------|------------|
| Oxford University    | 12        | 12       | 0        | 0        | 107       | 16        | 24         |
| London University    | 12        | 9        | 2        | 1        | 139       | 60        | 19         |
| Enfield              | 15        | 9        | 5        | 1        | 114       | 86        | 19         |
| Orpington            | 15        | 7        | 7        | 1        | 126       | 95        | 15         |
| Cambridge University | 12        | 5        | 6        | 1        | 53        | 50        | 11         |
| Tatsfield            | 14        | 2        | 12       | 0        | 57        | 145       | 4          |
| Southampton          | 12        | 0        | 12       | 0        | 11        | 153       | 0          |

| DIVISION 3         | <u>GP</u> | <u>W</u> | <u>L</u> | <u>T</u> | <u>GF</u> | <u>GA</u> | <u>PTS</u> |
|--------------------|-----------|----------|----------|----------|-----------|-----------|------------|
| Hillcroft 'A'      | 14        | 12       | 2        | 0        | 152       | 48        | 38         |
| Kenton 'A'         | 14        | 11       | 2        | 1        | 124       | 62        | 37         |
| Hitchin 'A'        | 12        | 7        | 4        | 1        | 46        | 47        | 26         |
| Croydon 'A'        | 12        | 6        | 4        | 2        | 61        | 64        | 25         |
| Purley 'A'         | 12        | 6        | 6        | 0        | 44        | 67        | 24         |
| Bath 'A'           | 11        | 3        | 8        | 0        | 27        | 96        | 15         |
| Buckhurst Hill 'A' | 11        | 3        | 8        | 0        | 13        | 15        | 10         |
| Cambridge Eagles   | 14        | 0        | 12       | 2        | 24        | 61        | 8          |

#### 1994-95 SOUTH OF ENGLAND MEN'S LACROSSE ASSOCIATION

| DIVISION 1        | <u>GP</u> | <u>W</u> | <u>L</u> | <u>T</u> | <u>GF</u> | <u>GA</u> | <u>PTS</u> |
|-------------------|-----------|----------|----------|----------|-----------|-----------|------------|
| Kenton            | 15        | 13       | 1        | 1        | 198       | 94        | 27         |
| Hillcroft         | 16        | 12       | 2        | 2        | 213       | 98        | 26         |
| Bath              | 14        | 9        | 4        | 1        | 118       | 104       | 19         |
| Purley            | 16        | 9        | 7        | 0        | 159       | 121       | 18         |
| Hitchin           | 16        | 9        | 7        | 0        | 143       | 159       | 18         |
| London University | 16        | 4        | 10       | 2        | 98        | 155       | 9          |
| Buckhurst Hill    | 15        | 4        | 10       | 1        | 92        | 180       | 9          |
| Oxford University | 16        | 4        | 12       | 0        | 56        | 102       | 8          |
| Croydon           | 16        | 2        | 13       | 1        | 76        | 140       | 1          |

*Croydon had 4 points deducted in the standings; London University had 1 point deducted in the standings*

| DIVISION 2              | <u>GP</u> | <u>W</u> | <u>L</u> | <u>T</u> | <u>GF</u> | <u>GA</u> | <u>PTS</u> |
|-------------------------|-----------|----------|----------|----------|-----------|-----------|------------|
| Hampstead               | 17        | 16       | 1        | 0        | 218       | 56        | 32         |
| Beckenham               | 18        | 15       | 2        | 1        | 133       | 66        | 31         |
| Enfield                 | 18        | 9        | 8        | 1        | 116       | 126       | 18         |
| Hillcroft 'A'           | 19        | 7        | 12       | 0        | 88        | 173       | 14         |
| Orpington               | 19        | 7        | 11       | 1        | 121       | 113       | 11         |
| United States Air Force | 7         | 2        | 5        | 0        | 11        | 31        | 4          |
| Kenton 'A'              | 16        | 3        | 13       | 0        | 49        | 115       | 5          |
| Cambridge University    | 12        | 2        | 9        | 1        | 38        | 94        | 3          |

*Orpington had 4 points deducted in the standings; Cambridge University had 2 points deducted in the standings; Enfield and Kenton 'A' had 1 point deducted in the standings*

| DIVISION 3       | <u>GP</u> | <u>W</u> | <u>L</u> | <u>T</u> | <u>GF</u> | <u>GA</u> | <u>PTS</u> |
|------------------|-----------|----------|----------|----------|-----------|-----------|------------|
| Croydon 'A'      | 20        | 18       | 1        | 1        | 129       | 59        | 57         |
| Tatsfield        | 14        | 11       | 2        | 1        | 100       | 45        | 37         |
| Purley 'A'       | 18        | 10       | 6        | 2        | 92        | 70        | 39         |
| Bath University  | 8         | 4        | 4        | 0        | 28        | 31        | 14         |
| Cambridge Eagles | 9         | 2        | 7        | 0        | 9         | 48        | 13         |
| Southampton      | 9         | 3        | 6        | 0        | 25        | 36        | 12         |
| Bath 'A'         | 14        | 3        | 11       | 0        | 43        | 98        | 18         |
| Hitchin 'A'      | 14        | 0        | 14       | 0        | 5         | 45        | 2          |

#### 1995-96 SOUTH OF ENGLAND MEN'S LACROSSE ASSOCIATION

| DIVISION 1        | <u>GP</u> | <u>W</u> | <u>L</u> | <u>T</u> | <u>GF</u> | <u>GA</u> | <u>PTS</u> |
|-------------------|-----------|----------|----------|----------|-----------|-----------|------------|
| Kenton            | 16        | 14       | 1        | 1        | 191       | 79        | 29         |
| Hillcroft         | 16        | 13       | 3        | 0        | 167       | 69        | 26         |
| Purley            | 16        | 11       | 4        | 1        | 158       | 107       | 23         |
| Hampstead         | 15        | 10       | 5        | 0        | 210       | 117       | 19         |
| Hitchin           | 16        | 6        | 10       | 0        | 114       | 173       | 12         |
| London University | 15        | 5        | 10       | 0        | 94        | 141       | 10         |
| Bath              | 16        | 5        | 11       | 0        | 100       | 116       | 7          |
| Buckhurst Hill    | 16        | 3        | 12       | 1        | 102       | 242       | 7          |
| Beckenham         | 16        | 2        | 13       | 1        | 75        | 167       | 4          |

*Bath had 3 points deducted in the standings; Hampstead and Beckenham each had 1 point deducted in the standings*



| DIVISION 2              | <u>GP</u> | <u>W</u> | <u>L</u> | <u>T</u> | <u>GF</u> | <u>GA</u> | <u>PTS</u> |
|-------------------------|-----------|----------|----------|----------|-----------|-----------|------------|
| Oxford University       | 12        | 11       | 0        | 1        | 68        | 23        | 23         |
| Croydon                 | 17        | 15       | 1        | 1        | 227       | 76        | 31         |
| Tatsfield               | 17        | 14       | 2        | 1        | 161       | 70        | 29         |
| Cambridge University    | 13        | 6        | 4        | 3        | 53        | 65        | 15         |
| Purley 'A'              | 20        | 12       | 8        | 0        | 150       | 81        | 23         |
| Kenton 'A'              | 20        | 9        | 8        | 3        | 113       | 120       | 21         |
| Bath University         | 14        | 8        | 6        | 0        | 51        | 49        | 14         |
| Croydon 'A'             | 17        | 6        | 9        | 2        | 76        | 71        | 10         |
| Hitchin 'A'             | 11        | 3        | 7        | 1        | 58        | 85        | 6          |
| Leigh                   | 15        | 4        | 11       | 0        | 45        | 122       | 5          |
| Hillcroft 'A'           | 12        | 1        | 10       | 1        | 19        | 69        | 0          |
| United States Air Force | 15        | 0        | 14       | 1        | 35        | 135       | 0          |
| Solent                  | 13        | 2        | 11       | 0        | 6         | 96        | 0          |

*Croydon 'A' and Solent each had 4 points deducted in the standings; Leigh, Hillcroft 'A', and USAF each had 3 points deducted in the standings; Bath University had 2 points deducted in the standings; Purley 'A' and Hitchin 'A' each had 1 point deducted in the standings*

#### 1996-97 SOUTH OF ENGLAND MEN'S LACROSSE ASSOCIATION

| DIVISION 1        | <u>GP</u> | <u>W</u> | <u>L</u> | <u>T</u> | <u>GF</u> | <u>GA</u> | <u>PTS</u> |
|-------------------|-----------|----------|----------|----------|-----------|-----------|------------|
| Kenton            | 18        | 18       | 0        | 0        | 187       | 73        | 36         |
| Purley            | 18        | 16       | 2        | 0        | 220       | 96        | 32         |
| Hitchin           | 17        | 12       | 5        | 0        | 105       | 97        | 23         |
| Hillcroft         | 18        | 11       | 6        | 1        | 142       | 127       | 23         |
| Hampstead         | 17        | 9        | 8        | 0        | 131       | 109       | 15         |
| Bath              | 18        | 7        | 10       | 1        | 113       | 142       | 12         |
| London University | 16        | 4        | 12       | 0        | 120       | 111       | 8          |
| Buckhurst Hill    | 17        | 5        | 12       | 0        | 58        | 173       | 8          |
| Croydon           | 17        | 4        | 13       | 0        | 92        | 128       | 6          |
| Oxford University | 18        | 0        | 18       | 0        | 6         | 118       | 0          |

*Hampstead, Bath, and Oxford University each had 3 points deducted in the standings; Buckhurst Hill and Croydon each had 2 points deducted in the standings; Hitchin had 1 point deducted in the standings*

| DIVISION 2           | <u>GP</u> | <u>W</u> | <u>L</u> | <u>T</u> | <u>GF</u> | <u>GA</u> | <u>PTS</u> |
|----------------------|-----------|----------|----------|----------|-----------|-----------|------------|
| Beckenham            | 16        | 15       | 1        | 0        | 114       | 43        | 30         |
| Tatsfield            | 17        | 15       | 2        | 0        | 128       | 52        | 30         |
| Kenton 'A'           | 11        | 5        | 6        | 0        | 80        | 80        | 12         |
| Purley 'A'           | 12        | 4        | 8        | 0        | 37        | 38        | 8          |
| Solent               | 9         | 3        | 6        | 0        | 3         | 67        | 6          |
| Cambridge University | 11        | 2        | 9        | 0        | 32        | 79        | 6          |
| Croydon 'A'          | 8         | 1        | 7        | 0        | 13        | 27        | 2          |
| Hitchin 'A'          | 8         | 1        | 7        | 0        | 7         | 28        | 2          |

#### 1997-98 SOUTH OF ENGLAND MEN'S LACROSSE ASSOCIATION

| PREMIER DIVISION | <u>GP</u> | <u>W</u> | <u>L</u> | <u>T</u> | <u>GF</u> | <u>GA</u> | <u>PTS</u> |
|------------------|-----------|----------|----------|----------|-----------|-----------|------------|
| Purley           | 16        | 14       | 2        | 0        | 202       | 80        | 28         |
| Hampstead        | 16        | 11       | 5        | 0        | 243       | 131       | 21         |
| Kenton           | 16        | 10       | 5        | 1        | 167       | 109       | 21         |
| Hillcroft        | 16        | 9        | 6        | 1        | 142       | 110       | 19         |
| Bath             | 16        | 10       | 6        | 0        | 105       | 147       | 19         |
| Hitchin          | 16        | 7        | 7        | 2        | 104       | 128       | 16         |

*Hampstead and Bath each had 1 point deducted in the standings*

| DIVISION 1        | <u>GP</u> | <u>W</u> | <u>L</u> | <u>T</u> | <u>GF</u> | <u>GA</u> | <u>PTS</u> |
|-------------------|-----------|----------|----------|----------|-----------|-----------|------------|
| Croydon           | 19        | 11       | 6        | 2        | 121       | 86        | 23         |
| Beckenham         | 19        | 10       | 8        | 1        | 111       | 136       | 21         |
| Oxford University | 11        | 5        | 5        | 1        | 71        | 88        | 9          |
| Buckhurst Hill    | 20        | 9        | 10       | 1        | 50        | 95        | 14         |
| London University | 15        | 5        | 9        | 1        | 70        | 95        | 6          |
| Tatsfield         | 18        | 5        | 13       | 0        | 41        | 116       | 7          |

*Buckhurst Hill and London University each had 5 points deducted in the standings; Tatsfield had 3 points deducted in the standings; Oxford University had 2 points deducted in the standings; Croydon had 1 point deducted in the standings*

| DIVISION 2             | <u>GP</u> | <u>W</u> | <u>L</u> | <u>T</u> | <u>GF</u> | <u>GA</u> | <u>PTS</u> |
|------------------------|-----------|----------|----------|----------|-----------|-----------|------------|
| Hitchin 'A'            | 13        | 9        | 2        | 2        | 41        | 33        | 20         |
| Bath University        | 17        | 11       | 6        | 0        | 39        | 56        | 22         |
| Portsmouth University  | 18        | 11       | 7        | 0        | 41        | 54        | 22         |
| Cambridge University   | 19        | 10       | 7        | 2        | 48        | 61        | 22         |
| Southampton University | 15        | 8        | 7        | 0        | 33        | 52        | 16         |

#### 1998-99 SOUTH OF ENGLAND MEN'S LACROSSE ASSOCIATION

| PREMIER DIVISION | <u>GP</u> | <u>W</u> | <u>L</u> | <u>T</u> | <u>GF</u> | <u>GA</u> | <u>PTS</u> |
|------------------|-----------|----------|----------|----------|-----------|-----------|------------|
| Kenton           | 16        | 15       | 0        | 1        | 167       | 66        | 31         |
| Purley           | 16        | 14       | 1        | 1        | 196       | 62        | 29         |
| Hillcroft        | 16        | 10       | 6        | 0        | 110       | 113       | 20         |
| Bath             | 16        | 8        | 8        | 0        | 125       | 168       | 16         |
| Hampstead        | 16        | 9        | 7        | 0        | 159       | 77        | 15         |
| Beckenham        | 16        | 6        | 10       | 0        | 69        | 125       | 12         |

*Hampstead had 1 point deducted in the standings*

| DIVISION 1        | <u>GP</u> | <u>W</u> | <u>L</u> | <u>T</u> | <u>GF</u> | <u>GA</u> | <u>PTS</u> |
|-------------------|-----------|----------|----------|----------|-----------|-----------|------------|
| Hitchin           | 15        | 12       | 3        | 0        | 127       | 64        | 24         |
| Croydon           | 13        | 6        | 7        | 0        | 73        | 89        | 12         |
| Hitchin 'A'       | 17        | 4        | 13       | 0        | 82        | 144       | 8          |
| Oxford University | 9         | 2        | 7        | 0        | 37        | 104       | 4          |
| London University | 11        | 2        | 9        | 0        | 30        | 82        | 0          |
| Buckhurst Hill    | 14        | 2        | 12       | 0        | 19        | 56        | 0          |

*Buckhurst Hill had 7 points deducted in the standings; London University had 4 points deducted in the standings*

| DIVISION 2             | <u>GP</u> | <u>W</u> | <u>L</u> | <u>T</u> | <u>GF</u> | <u>GA</u> | <u>PTS</u> |
|------------------------|-----------|----------|----------|----------|-----------|-----------|------------|
| Tatsfield              | 11        | 8        | 3        | 0        | 106       | 59        | 16         |
| Portsmouth University  | 11        | 6        | 4        | 1        | 60        | 72        | 13         |
| Cambridge University   | 10        | 6        | 4        | 0        | 89        | 53        | 12         |
| Southampton University | 9         | 4        | 4        | 1        | 24        | 62        | 9          |
| Bath University        | 11        | 4        | 7        | 0        | 27        | 78        | 8          |
| Purley 'A'             | 13        | 0        | 13       | 0        | 0         | 13        | 0          |

#### 1999-2000 SOUTH OF ENGLAND MEN'S LACROSSE ASSOCIATION

| DIVISION 1 | <u>GP</u> | <u>W</u> | <u>L</u> | <u>T</u> | <u>GF</u> | <u>GA</u> | <u>PTS</u> |
|------------|-----------|----------|----------|----------|-----------|-----------|------------|
| Purley     | 15        | 15       | 0        | 0        | 214       | 45        | 30         |
| Kenton     | 15        | 10       | 5        | 0        | 113       | 104       | 20         |
| Hampstead  | 15        | 9        | 6        | 0        | 95        | 112       | 18         |
| Hitchin    | 15        | 7        | 8        | 0        | 127       | 150       | 13         |
| Hillcroft  | 15        | 3        | 12       | 0        | 57        | 145       | 5          |
| Beckenham  | 15        | 1        | 14       | 0        | 22        | 72        | 0          |

*Hitchin and Hillcroft had 1 point deducted and Beckenham 6 points deducted from standings*

| DIVISION 2           | <u>GP</u> | <u>W</u> | <u>L</u> | <u>T</u> | <u>GF</u> | <u>GA</u> | <u>PTS</u> |
|----------------------|-----------|----------|----------|----------|-----------|-----------|------------|
| Bath                 | 10        | 10       | 0        | 0        | 169       | 34        | 20         |
| Croydon              | 10        | 7        | 3        | 0        | 100       | 79        | 14         |
| Walcountian Blues    | 10        | 6        | 4        | 0        | 86        | 66        | 12         |
| Cambridge University | 8         | 4        | 4        | 0        | 54        | 64        | 8          |
| Oxford University    | 8         | 4        | 4        | 0        | 47        | 57        | 8          |
| Hitchin 'A'          | 11        | 3        | 8        | 0        | 40        | 159       | 6          |
| Buckhurst Hill       | 11        | 0        | 11       | 0        | 12        | 49        | 0          |

*Buckhurst Hill had 7 points deducted from standings*

| DIVISION 3             | <u>GP</u> | <u>W</u> | <u>L</u> | <u>T</u> | <u>GF</u> | <u>GA</u> | <u>PTS</u> |
|------------------------|-----------|----------|----------|----------|-----------|-----------|------------|
| Penarth                | 8         | 7        | 1        | 0        | 95        | 21        | 14         |
| Reading Wildcats       | 8         | 7        | 1        | 0        | 117       | 42        | 14         |
| Bournemouth            | 8         | 2        | 6        | 0        | 31        | 36        | 4          |
| Bath University        | 8         | 2        | 6        | 0        | 20        | 76        | 4          |
| Southampton University | 8         | 2        | 6        | 0        | 12        | 100       | 4          |

**2000-01 SOUTH OF ENGLAND MEN'S LACROSSE ASSOCIATION**

| DIVISION 1           | <u>GP</u> | <u>W</u> | <u>L</u> | <u>T</u> | <u>GF</u> | <u>GA</u> | <u>PTS</u> |
|----------------------|-----------|----------|----------|----------|-----------|-----------|------------|
| Purley               | 14        | 14       | 0        | 0        | 231       | 38        | 28         |
| Hillcroft            | 13        | 8        | 5        | 0        | 83        | 93        | 16         |
| Hampstead            | 14        | 6        | 6        | 2        | 129       | 113       | 13         |
| Spencer              | 14        | 5        | 9        | 0        | 112       | 146       | 10         |
| Hitchin              | 13        | 4        | 8        | 1        | 93        | 147       | 9          |
| Bath                 | 14        | 2        | 11       | 1        | 81        | 192       | 5          |
| DIVISION 2           | <u>GP</u> | <u>W</u> | <u>L</u> | <u>T</u> | <u>GF</u> | <u>GA</u> | <u>PTS</u> |
| Reading Wildcats     | 19        | 16       | 3        | 0        | 200       | 90        | 32         |
| Oxford University    | 16        | 14       | 2        | 0        | 106       | 50        | 28         |
| Penarth              | 14        | 13       | 1        | 0        | 175       | 53        | 26         |
| Croydon              | 16        | 12       | 4        | 0        | 122       | 75        | 22         |
| Walcourtian Blues    | 16        | 11       | 5        | 0        | 140       | 107       | 22         |
| Cambridge University | 20        | 8        | 12       | 0        | 59        | 117       | 16         |
| Buckhurst Hill       | 16        | 5        | 11       | 0        | 51        | 83        | 10         |
| Hitchin 'A'          | 18        | 4        | 14       | 0        | 90        | 193       | 8          |
| Southampton Tridents | 15        | 3        | 12       | 0        | 43        | 105       | 6          |
| Spencer 'A'          | 13        | 2        | 11       | 0        | 47        | 105       | 4          |
| Bath University      | 14        | 1        | 13       | 0        | 17        | 72        | 0          |

**2001-02 SOUTH OF ENGLAND MEN'S LACROSSE ASSOCIATION**

| DIVISION 1           | <u>GP</u> | <u>W</u> | <u>L</u> | <u>T</u> | <u>GF</u> | <u>GA</u> | <u>PTS</u> |
|----------------------|-----------|----------|----------|----------|-----------|-----------|------------|
| Purley               | 15        | 15       | 0        | 0        | 256       | 37        | 45         |
| Hampstead            | 13        | 11       | 2        | 0        | 200       | 91        | 35         |
| Hillcroft            | 15        | 7        | 8        | 0        | 92        | 131       | 28         |
| Spencer              | 12        | 5        | 7        | 0        | 114       | 133       | 22         |
| Hitchin              | 13        | 3        | 10       | 0        | 100       | 155       | 18         |
| Penarth              | 12        | 4        | 8        | 0        | 85        | 163       | 17         |
| DIVISION 2           | <u>GP</u> | <u>W</u> | <u>L</u> | <u>T</u> | <u>GF</u> | <u>GA</u> | <u>PTS</u> |
| Reading              | 15        | 12       | 3        | 0        | 155       | 85        | 39         |
| Croydon              | 15        | 9        | 6        | 0        | 157       | 150       | 33         |
| Walcourtian Blues    | 16        | 6        | 10       | 0        | 147       | 145       | 28         |
| Bath                 | 15        | 6        | 9        | 0        | 144       | 174       | 26         |
| Cambridge University | 12        | 7        | 5        | 0        | 84        | 85        | 25         |
| Oxford University    | 9         | 7        | 2        | 0        | 117       | 51        | 23         |
| DIVISION 3           | <u>GP</u> | <u>W</u> | <u>L</u> | <u>T</u> | <u>GF</u> | <u>GA</u> | <u>PTS</u> |
| Penarth 'A'          | 9         | 7        | 2        | 0        | 83        | 30        | 23         |
| Buckhurst Hill       | 15        | 4        | 10       | 1        | 83        | 137       | 19         |
| Hitchin 'A'          | 11        | 4        | 7        | 0        | 54        | 104       | 18         |
| Bath University      | 11        | 3        | 7        | 1        | 72        | 109       | 16         |
| Southampton          | 12        | 3        | 9        | 0        | 63        | 131       | 14         |
| Spencer 'A'          | 13        | 2        | 11       | 0        | 23        | 124       | 9          |

**2002-03 SOUTH OF ENGLAND MEN'S LACROSSE ASSOCIATION**

| DIVISION 1           | <u>GP</u> | <u>W</u> | <u>L</u> | <u>T</u> | <u>GF</u> | <u>GA</u> | <u>PTS</u> |
|----------------------|-----------|----------|----------|----------|-----------|-----------|------------|
| Purley               | 16        | 15       | 1        | 0        | 296       | 44        | 46         |
| Hampstead            | 15        | 13       | 2        | 0        | 206       | 94        | 40         |
| Reading              | 14        | 7        | 7        | 0        | 103       | 101       | 28         |
| Hillcroft            | 16        | 7        | 8        | 1        | 111       | 135       | 30         |
| Penarth              | 14        | 6        | 8        | 0        | 105       | 149       | 25         |
| Spencer              | 16        | 2        | 14       | 0        | 51        | 176       | 14         |
| DIVISION 2           | <u>GP</u> | <u>W</u> | <u>L</u> | <u>T</u> | <u>GF</u> | <u>GA</u> | <u>PTS</u> |
| Hitchin              | 17        | 13       | 2        | 2        | 194       | 98        | 45         |
| Walcourtian Blues    | 15        | 10       | 5        | 0        | 164       | 93        | 35         |
| Bath                 | 16        | 6        | 9        | 1        | 135       | 135       | 26         |
| Oxford University    | 12        | 6        | 6        | 0        | 80        | 93        | 19         |
| Croydon              | 14        | 4        | 9        | 1        | 84        | 135       | 21         |
| Cambridge University | 11        | 1        | 10       | 0        | 31        | 220       | 12         |

| DIVISION 3                            | <u>GP</u> | <u>W</u> | <u>L</u> | <u>T</u> | <u>GF</u> | <u>GA</u> | <u>PTS</u> |
|---------------------------------------|-----------|----------|----------|----------|-----------|-----------|------------|
| Buckhurst Hill                        | 15        | 13       | 2        | 0        | 213       | 76        | 41         |
| Hitchin 'A'                           | 16        | 12       | 4        | 0        | 151       | 101       | 39         |
| Bath University                       | 14        | 7        | 7        | 0        | 135       | 101       | 27         |
| Portsmouth University                 | 14        | 5        | 8        | 1        | 75        | 99        | 25         |
| Wasps                                 | 13        | 4        | 8        | 1        | 46        | 121       | 22         |
| Southampton                           | 15        | 2        | 12       | 1        | 44        | 155       | 17         |
| University of Wales Institute Cardiff | 15        | 2        | 13       | 0        | 43        | 144       | 12         |

#### 2003-04 SOUTH OF ENGLAND MEN'S LACROSSE ASSOCIATION

| DIVISION 1       | <u>GP</u> | <u>W</u> | <u>L</u> | <u>T</u> | <u>GF</u> | <u>GA</u> | <u>PTS</u> |
|------------------|-----------|----------|----------|----------|-----------|-----------|------------|
| Purley           | 16        | 16       | 0        | 0        | 243       | 55        | 48         |
| Hampstead        | 16        | 12       | 4        | 0        | 212       | 110       | 39         |
| Hillcroft        | 16        | 10       | 6        | 0        | 173       | 111       | 36         |
| Hitchin          | 16        | 10       | 6        | 0        | 167       | 131       | 36         |
| Reading Wildcats | 16        | 6        | 9        | 1        | 98        | 183       | 29         |
| Penarth          | 15        | 5        | 10       | 0        | 89        | 151       | 25         |

| DIVISION 2        | <u>GP</u> | <u>W</u> | <u>L</u> | <u>T</u> | <u>GF</u> | <u>GA</u> | <u>PTS</u> |
|-------------------|-----------|----------|----------|----------|-----------|-----------|------------|
| Walcountian Blues | 19        | 14       | 5        | 0        | 229       | 72        | 47         |
| Spencer           | 19        | 11       | 7        | 1        | 181       | 152       | 42         |
| Bath              | 18        | 10       | 8        | 0        | 195       | 126       | 37         |
| Buckhurst Hill    | 19        | 9        | 9        | 1        | 162       | 138       | 36         |
| Oxford University | 11        | 6        | 5        | 0        | 105       | 111       | 22         |
| Croydon           | 17        | 2        | 12       | 3        | 88        | 231       | 22         |

| DIVISION 3                            | <u>GP</u> | <u>W</u> | <u>L</u> | <u>T</u> | <u>GF</u> | <u>GA</u> | <u>PTS</u> |
|---------------------------------------|-----------|----------|----------|----------|-----------|-----------|------------|
| Bath University                       | 20        | 17       | 3        | 0        | 227       | 99        | 54         |
| Hitchin 'A'                           | 20        | 11       | 8        | 1        | 184       | 180       | 42         |
| Portsmouth University                 | 19        | 9        | 9        | 1        | 149       | 161       | 38         |
| Southampton University                | 20        | 8        | 11       | 1        | 136       | 155       | 37         |
| Walcountian Blues 2                   | 18        | 9        | 8        | 1        | 123       | 128       | 36         |
| Gloucester University                 | 20        | 6        | 13       | 1        | 82        | 163       | 31         |
| Cambridge University                  | 12        | 5        | 6        | 1        | 93        | 101       | 23         |
| University of Wales Institute Cardiff | 18        | 5        | 13       | 0        | 59        | 128       | 18         |
| Northampton University                | 18        | 2        | 16       | 0        | 37        | 190       | 15         |
| Royal Military Academy Sandhurst      | 16        | 0        | 16       | 0        | 20        | 189       | 7          |

#### 2004-05 SOUTH OF ENGLAND MEN'S LACROSSE ASSOCIATION

| DIVISION 1        | <u>GP</u> | <u>W</u> | <u>L</u> | <u>T</u> | <u>GF</u> | <u>GA</u> | <u>PTS</u> |
|-------------------|-----------|----------|----------|----------|-----------|-----------|------------|
| Hampstead         | 16        | 15       | 1        | 0        | 257       | 101       | 46         |
| Purley            | 16        | 14       | 2        | 0        | 236       | 79        | 44         |
| Hillcroft         | 16        | 10       | 6        | 0        | 179       | 129       | 36         |
| Reading Wildcats  | 16        | 9        | 7        | 0        | 154       | 179       | 34         |
| Walcountian Blues | 16        | 8        | 7        | 1        | 155       | 125       | 33         |
| Hitchin           | 16        | 7        | 9        | 0        | 156       | 172       | 29         |

| DIVISION 2        | <u>GP</u> | <u>W</u> | <u>L</u> | <u>T</u> | <u>GF</u> | <u>GA</u> | <u>PTS</u> |
|-------------------|-----------|----------|----------|----------|-----------|-----------|------------|
| Bath              | 17        | 11       | 4        | 2        | 224       | 131       | 41         |
| Penarth           | 17        | 9        | 7        | 1        | 177       | 116       | 36         |
| Spencer           | 17        | 8        | 7        | 2        | 168       | 137       | 35         |
| Buckhurst Hill    | 17        | 7        | 9        | 1        | 160       | 190       | 32         |
| Bath University   | 17        | 4        | 13       | 0        | 81        | 198       | 21         |
| Oxford University | 17        | 4        | 13       | 0        | 72        | 163       | 19         |

| DIVISION 3            | <u>GP</u> | <u>W</u> | <u>L</u> | <u>T</u> | <u>GF</u> | <u>GA</u> | <u>PTS</u> |
|-----------------------|-----------|----------|----------|----------|-----------|-----------|------------|
| Cambridge University  | 18        | 14       | 4        | 0        | 215       | 94        | 46         |
| Walcountian Blues 2   | 18        | 12       | 4        | 2        | 207       | 101       | 44         |
| Croydon               | 18        | 10       | 8        | 0        | 118       | 166       | 37         |
| Southampton Tridents  | 18        | 8        | 10       | 0        | 162       | 192       | 34         |
| Portsmouth University | 18        | 6        | 12       | 0        | 80        | 151       | 25         |
| Hitchin 'A'           | 18        | 3        | 15       | 0        | 66        | 190       | 20         |

| DIVISION 4                            | <u>GP</u> | <u>W</u> | <u>L</u> | <u>T</u> | <u>GF</u> | <u>GA</u> | <u>PTS</u> |
|---------------------------------------|-----------|----------|----------|----------|-----------|-----------|------------|
| Welwyn Warriors                       | 18        | 15       | 3        | 0        | 228       | 91        | 48         |
| Gloucester University                 | 18        | 12       | 6        | 0        | 170       | 99        | 40         |
| Northampton University                | 18        | 8        | 10       | 0        | 107       | 130       | 34         |
| Walcourtian Blues 3                   | 18        | 7        | 11       | 0        | 101       | 177       | 32         |
| Canterbury                            | 18        | 5        | 13       | 0        | 85        | 189       | 27         |
| University of Wales Institute Cardiff | 18        | 5        | 12       | 1        | 65        | 148       | 23         |
| Royal Military Academy Sandhurst      | 18        | 1        | 17       | 0        | 17        | 173       | 5          |

#### 2005-06 SOUTH OF ENGLAND MEN'S LACROSSE ASSOCIATION

| PREMIER DIVISION  | <u>GP</u> | <u>W</u> | <u>L</u> | <u>T</u> | <u>GF</u> | <u>GA</u> | <u>PTS</u> |
|-------------------|-----------|----------|----------|----------|-----------|-----------|------------|
| Hitchin           | 16        | 14       | 2        | 0        | 216       | 79        | 44         |
| Hillcroft         | 16        | 13       | 1        | 2        | 180       | 120       | 44         |
| Hampstead         | 16        | 11       | 3        | 2        | 234       | 140       | 40         |
| Purley            | 16        | 9        | 7        | 0        | 175       | 127       | 33         |
| Reading Wildcats  | 16        | 7        | 9        | 0        | 108       | 123       | 30         |
| Bath              | 16        | 6        | 10       | 0        | 127       | 163       | 28         |
| Spencer           | 16        | 4        | 12       | 0        | 118       | 184       | 24         |
| Penarth           | 16        | 4        | 12       | 0        | 115       | 214       | 24         |
| Walcourtian Blues | 16        | 2        | 14       | 0        | 88        | 211       | 20         |

| EAST DIVISION                    | <u>GP</u> | <u>W</u> | <u>L</u> | <u>T</u> | <u>GF</u> | <u>GA</u> | <u>PTS</u> |
|----------------------------------|-----------|----------|----------|----------|-----------|-----------|------------|
| Welwyn Warriors                  | 13        | 11       | 1        | 1        | 201       | 46        | 36         |
| East Grinstead                   | 13        | 10       | 3        | 0        | 147       | 42        | 33         |
| Cambridge University             | 13        | 12       | 0        | 1        | 207       | 47        | 38         |
| Buckhurst Hill                   | 13        | 12       | 1        | 0        | 235       | 64        | 37         |
| Croydon                          | 13        | 9        | 4        | 0        | 119       | 77        | 30         |
| London University                | 13        | 7        | 6        | 0        | 94        | 134       | 27         |
| University of East Anglia        | 12        | 6        | 6        | 0        | 107       | 132       | 24         |
| Walcourtian Blues 2              | 13        | 5        | 8        | 0        | 99        | 149       | 23         |
| Hertfordshire Comets             | 13        | 5        | 8        | 0        | 87        | 144       | 23         |
| Northampton University           | 12        | 5        | 7        | 0        | 62        | 104       | 22         |
| Canterbury                       | 13        | 3        | 10       | 0        | 56        | 166       | 19         |
| Hitchin 'A'                      | 12        | 2        | 10       | 0        | 77        | 129       | 15         |
| Royal Holloway University        | 11        | 0        | 11       | 0        | 32        | 154       | 10         |
| Royal Military Academy Sandhurst | 12        | 0        | 12       | 0        | 13        | 148       | 5          |

| WEST DIVISION                         | <u>GP</u> | <u>W</u> | <u>L</u> | <u>T</u> | <u>GF</u> | <u>GA</u> | <u>PTS</u> |
|---------------------------------------|-----------|----------|----------|----------|-----------|-----------|------------|
| Oxford University                     | 16        | 15       | 1        | 0        | 192       | 35        | 45         |
| Gloucester University                 | 16        | 12       | 3        | 1        | 133       | 79        | 41         |
| Swansea Hawks                         | 16        | 11       | 4        | 1        | 146       | 82        | 39         |
| Bristol Sharks                        | 16        | 8        | 8        | 0        | 143       | 117       | 31         |
| Bath University                       | 16        | 7        | 9        | 0        | 124       | 98        | 30         |
| Southampton Tridents                  | 16        | 7        | 9        | 0        | 100       | 140       | 30         |
| University of Wales Institute Cardiff | 16        | 5        | 10       | 1        | 89        | 114       | 26         |
| Portsmouth University                 | 16        | 4        | 11       | 1        | 63        | 109       | 22         |
| Swindon Raptors                       | 16        | 1        | 15       | 0        | 15        | 231       | 16         |

| MIDLANDS DIVISION               | <u>GP</u> | <u>W</u> | <u>L</u> | <u>T</u> | <u>GF</u> | <u>GA</u> | <u>PTS</u> |
|---------------------------------|-----------|----------|----------|----------|-----------|-----------|------------|
| Birmingham Bulls                | 12        | 10       | 2        | 0        | 116       | 27        | 32         |
| Warwick University              | 12        | 10       | 2        | 0        | 105       | 57        | 32         |
| Loughborough University         | 11        | 5        | 5        | 1        | 68        | 63        | 21         |
| Keele University                | 10        | 3        | 7        | 0        | 47        | 71        | 13         |
| University of Wales Aberystwyth | 9         | 2        | 6        | 1        | 30        | 73        | 13         |
| Gloucester University 2         | 8         | 2        | 5        | 1        | 31        | 58        | 11         |
| Nottingham University           | 10        | 2        | 7        | 1        | 30        | 78        | 10         |

**2006-07 SOUTH OF ENGLAND MEN'S LACROSSE ASSOCIATION**

|                                       | <u>GP</u> | <u>W</u> | <u>L</u> | <u>T</u> | <u>GF</u> | <u>GA</u> | <u>PTS</u> |
|---------------------------------------|-----------|----------|----------|----------|-----------|-----------|------------|
| <b>PREMIER DIVISION</b>               |           |          |          |          |           |           |            |
| Hitchin                               | 16        | 15       | 0        | 1        | 236       | 64        | 47         |
| Purley                                | 16        | 14       | 2        | 0        | 219       | 75        | 44         |
| Hampstead                             | 16        | 11       | 4        | 1        | 191       | 109       | 39         |
| Walcourtian Blues                     | 16        | 9        | 6        | 1        | 165       | 167       | 35         |
| Reading Wildcats                      | 16        | 6        | 8        | 2        | 121       | 145       | 30         |
| Spencer                               | 16        | 7        | 9        | 0        | 127       | 167       | 30         |
| Hillcroft                             | 16        | 4        | 12       | 0        | 83        | 182       | 24         |
| Bath                                  | 16        | 2        | 13       | 1        | 87        | 191       | 20         |
| Oxford University                     | 16        | 1        | 15       | 0        | 75        | 204       | 15         |
| <b>EAST DIVISION 1</b>                |           |          |          |          |           |           |            |
| East Grinstead                        | 14        | 12       | 1        | 1        | 189       | 59        | 39         |
| Welwyn Warriors                       | 14        | 11       | 2        | 1        | 174       | 67        | 37         |
| Buckhurst Hill                        | 14        | 9        | 4        | 1        | 167       | 107       | 33         |
| Cambridge University                  | 13        | 8        | 5        | 0        | 161       | 75        | 28         |
| Croydon                               | 14        | 5        | 8        | 1        | 92        | 127       | 24         |
| University of East Anglia             | 14        | 4        | 9        | 1        | 62        | 168       | 21         |
| London University                     | 14        | 2        | 12       | 0        | 61        | 161       | 18         |
| Walcourtian Blues 2                   | 13        | 1        | 11       | 1        | 48        | 190       | 15         |
| <b>EAST DIVISION 2</b>                |           |          |          |          |           |           |            |
| Hitchin 'A'                           | 14        | 11       | 3        | 0        | 186       | 69        | 36         |
| Hertfordshire Comets                  | 14        | 11       | 3        | 0        | 139       | 53        | 35         |
| East Grinstead 2                      | 14        | 10       | 4        | 0        | 138       | 57        | 34         |
| Northampton University                | 14        | 9        | 4        | 1        | 106       | 78        | 32         |
| East Coast                            | 14        | 8        | 5        | 1        | 153       | 84        | 31         |
| Canterbury University                 | 14        | 3        | 11       | 0        | 52        | 155       | 17         |
| Royal Holloway University             | 14        | 3        | 11       | 0        | 38        | 108       | 15         |
| Royal Military Academy Sandhurst      | 14        | 0        | 14       | 0        | 12        | 220       | 8          |
| <b>WEST DIVISION</b>                  |           |          |          |          |           |           |            |
| Swansea Hawks                         | 19        | 18       | 1        | 0        | 264       | 65        | 54         |
| Cheltenham Cougars                    | 20        | 15       | 3        | 2        | 236       | 124       | 52         |
| University of Wales Institute Cardiff | 20        | 13       | 6        | 1        | 133       | 83        | 47         |
| Southampton Tridents                  | 20        | 13       | 6        | 1        | 196       | 123       | 47         |
| Cardiff University                    | 19        | 12       | 6        | 1        | 183       | 148       | 44         |
| Bath University                       | 18        | 7        | 10       | 1        | 122       | 158       | 33         |
| Bristol Sharks                        | 17        | 8        | 9        | 0        | 115       | 119       | 32         |
| Exeter University                     | 17        | 6        | 11       | 0        | 100       | 154       | 28         |
| Penarth                               | 19        | 5        | 14       | 0        | 92        | 161       | 26         |
| Portsmouth University                 | 19        | 4        | 15       | 0        | 69        | 174       | 25         |
| Swindon Raptors                       | 20        | 0        | 20       | 0        | 7         | 208       | 4          |
| <b>MIDLANDS DIVISION</b>              |           |          |          |          |           |           |            |
| Loughborough University               | 12        | 11       | 1        | 0        | 157       | 66        | 34         |
| Birmingham Bulls                      | 12        | 6        | 5        | 1        | 144       | 90        | 25         |
| Warwick University                    | 9         | 7        | 2        | 0        | 142       | 53        | 23         |
| University of Wales Aberystwyth       | 12        | 5        | 7        | 0        | 34        | 129       | 20         |
| Nottingham University                 | 10        | 5        | 4        | 1        | 86        | 70        | 19         |
| Keele University                      | 10        | 2        | 8        | 0        | 37        | 107       | 12         |
| Gloucester University                 | 9         | 0        | 9        | 0        | 19        | 104       | 5          |

**2007-08 SOUTH OF ENGLAND MEN'S LACROSSE ASSOCIATION**

| PREMIER DIVISION                      | <u>GP</u> | <u>W</u> | <u>L</u> | <u>T</u> | <u>GF</u> | <u>GA</u> | <u>PTS</u> |
|---------------------------------------|-----------|----------|----------|----------|-----------|-----------|------------|
| Hampstead                             | 16        | 15       | 0        | 1        | 217       | 111       | 47         |
| Purley                                | 16        | 13       | 3        | 0        | 220       | 104       | 42         |
| Spencer                               | 16        | 12       | 3        | 1        | 198       | 105       | 41         |
| Hitchin                               | 16        | 10       | 4        | 2        | 238       | 119       | 38         |
| Walcourtian Blues                     | 16        | 8        | 8        | 0        | 151       | 137       | 32         |
| East Grinstead                        | 16        | 5        | 11       | 0        | 72        | 179       | 26         |
| Reading Wildcats                      | 16        | 3        | 12       | 1        | 75        | 147       | 23         |
| Hillcroft                             | 16        | 1        | 13       | 2        | 41        | 186       | 20         |
| Swansea Hawks                         | 16        | 1        | 14       | 1        | 85        | 209       | 19         |
| EAST DIVISION 1                       | <u>GP</u> | <u>W</u> | <u>L</u> | <u>T</u> | <u>GF</u> | <u>GA</u> | <u>PTS</u> |
| Welwyn Warriors                       | 18        | 18       | 0        | 0        | 260       | 31        | 54         |
| Oxford University                     | 14        | 11       | 3        | 0        | 186       | 69        | 35         |
| Croydon                               | 17        | 11       | 6        | 0        | 159       | 96        | 35         |
| Walcourtian Blues 2                   | 17        | 10       | 7        | 0        | 172       | 135       | 37         |
| Cambridge University                  | 18        | 9        | 9        | 0        | 129       | 120       | 33         |
| London University                     | 17        | 8        | 9        | 0        | 108       | 177       | 31         |
| Hitchin 'A'                           | 18        | 6        | 12       | 0        | 127       | 176       | 30         |
| Hertfordshire Comets                  | 18        | 3        | 15       | 0        | 80        | 221       | 24         |
| Buckhurst Hill                        | 16        | 6        | 10       | 0        | 83        | 128       | 24         |
| University of East Anglia             | 17        | 3        | 14       | 0        | 54        | 205       | 20         |
| EAST DIVISION 2                       | <u>GP</u> | <u>W</u> | <u>L</u> | <u>T</u> | <u>GF</u> | <u>GA</u> | <u>PTS</u> |
| Brighton Panthers                     | 16        | 14       | 2        | 0        | 209       | 60        | 44         |
| East Coast                            | 16        | 13       | 3        | 0        | 194       | 72        | 42         |
| East Grinstead 'A'                    | 16        | 13       | 3        | 0        | 174       | 72        | 42         |
| Northampton University                | 16        | 10       | 6        | 0        | 168       | 90        | 36         |
| Spencer 2                             | 16        | 10       | 6        | 0        | 151       | 90        | 36         |
| Canterbury                            | 16        | 5        | 11       | 0        | 57        | 145       | 26         |
| Reading Wildcats 2                    | 16        | 5        | 11       | 0        | 71        | 191       | 25         |
| Royal Holloway University             | 16        | 1        | 15       | 0        | 35        | 173       | 16         |
| Royal Military Academy Sandhurst      | 16        | 1        | 15       | 0        | 11        | 177       | 7          |
| ZENITH WEST DIVISION 1                | <u>GP</u> | <u>W</u> | <u>L</u> | <u>T</u> | <u>GF</u> | <u>GA</u> | <u>PTS</u> |
| Bath                                  | 12        | 10       | 1        | 1        | 159       | 72        | 33         |
| Cardiff Harlequins                    | 12        | 9        | 2        | 1        | 168       | 49        | 31         |
| Cheltenham Cougars                    | 12        | 8        | 4        | 0        | 133       | 100       | 26         |
| Bristol Bombers                       | 12        | 7        | 5        | 0        | 112       | 92        | 24         |
| Southampton Tridents                  | 12        | 4        | 8        | 0        | 90        | 110       | 20         |
| Bath University                       | 12        | 3        | 9        | 0        | 60        | 128       | 18         |
| Cardiff University                    | 12        | 0        | 12       | 0        | 36        | 207       | 11         |
| ZENITH WEST DIVISION 2                | <u>GP</u> | <u>W</u> | <u>L</u> | <u>T</u> | <u>GF</u> | <u>GA</u> | <u>PTS</u> |
| Portsmouth University                 | 14        | 13       | 0        | 1        | 151       | 25        | 41         |
| Bristol Sharks                        | 14        | 8        | 4        | 2        | 96        | 53        | 31         |
| Exeter University                     | 12        | 7        | 4        | 1        | 91        | 60        | 26         |
| Penarth                               | 13        | 7        | 6        | 0        | 70        | 72        | 24         |
| Swansea Hawks 2                       | 10        | 7        | 3        | 0        | 70        | 41        | 23         |
| University of Wales Institute Cardiff | 13        | 4        | 9        | 0        | 61        | 79        | 19         |
| Southampton Tridents 2                | 12        | 2        | 10       | 0        | 38        | 127       | 13         |
| Royal Navy Yeovil                     | 14        | 1        | 13       | 0        | 10        | 130       | 4          |
| MIDLANDS DIVISION                     | <u>GP</u> | <u>W</u> | <u>L</u> | <u>T</u> | <u>GF</u> | <u>GA</u> | <u>PTS</u> |
| Loughborough University               | 14        | 12       | 2        | 0        | 190       | 64        | 37         |
| Birmingham Bulls                      | 14        | 11       | 3        | 0        | 176       | 69        | 36         |
| Warwick University                    | 14        | 9        | 4        | 1        | 236       | 55        | 33         |
| Nottingham University                 | 13        | 10       | 2        | 1        | 133       | 57        | 33         |
| Keele University                      | 12        | 5        | 7        | 0        | 50        | 130       | 20         |
| Staffordshire University              | 12        | 1        | 11       | 0        | 35        | 223       | 14         |
| Aberystwyth University                | 11        | 1        | 10       | 0        | 22        | 154       | 9          |
| Gloucester University                 | 10        | 0        | 10       | 0        | 9         | 99        | 8          |

**2008-09 SOUTH OF ENGLAND MEN'S LACROSSE ASSOCIATION**

| PREMIER DIVISION                      | <u>GP</u> | <u>W</u> | <u>L</u> | <u>T</u> | <u>GF</u> | <u>GA</u> | <u>PTS</u> |
|---------------------------------------|-----------|----------|----------|----------|-----------|-----------|------------|
| Hampstead                             | 18        | 14       | 3        | 1        | 201       | 119       | 47         |
| Spencer                               | 18        | 13       | 4        | 1        | 258       | 117       | 45         |
| Welwyn Warriors                       | 18        | 11       | 6        | 1        | 154       | 127       | 41         |
| Reading Wildcats                      | 18        | 9        | 7        | 2        | 176       | 133       | 38         |
| Hitchin                               | 18        | 10       | 8        | 0        | 202       | 162       | 38         |
| Walcountian Blues                     | 18        | 9        | 7        | 2        | 187       | 164       | 38         |
| Purley                                | 18        | 8        | 7        | 3        | 142       | 157       | 36         |
| East Grinstead                        | 18        | 6        | 9        | 3        | 145       | 156       | 33         |
| Hillcroft                             | 18        | 2        | 15       | 1        | 79        | 218       | 23         |
| Swansea Hawks                         | 18        | 1        | 17       | 0        | 50        | 241       | 15         |
| EAST DIVISION 1                       | <u>GP</u> | <u>W</u> | <u>L</u> | <u>T</u> | <u>GF</u> | <u>GA</u> | <u>PTS</u> |
| Croydon                               | 17        | 16       | 1        | 0        | 215       | 57        | 49         |
| Cambridge University                  | 18        | 15       | 3        | 0        | 167       | 57        | 48         |
| Walcountian Blues 2                   | 18        | 14       | 4        | 0        | 155       | 104       | 46         |
| London University                     | 18        | 11       | 7        | 0        | 141       | 121       | 40         |
| Brighton Panthers                     | 17        | 11       | 6        | 0        | 156       | 84        | 39         |
| East Grinstead 'A'                    | 18        | 9        | 9        | 0        | 124       | 126       | 36         |
| East Coast                            | 17        | 6        | 11       | 0        | 121       | 158       | 27         |
| Buckhurst Hill                        | 18        | 3        | 15       | 0        | 92        | 160       | 22         |
| Hitchin 'A'                           | 17        | 2        | 15       | 0        | 89        | 236       | 21         |
| Hertfordshire Comets                  | 18        | 1        | 17       | 0        | 43        | 200       | 12         |
| EAST DIVISION 2                       | <u>GP</u> | <u>W</u> | <u>L</u> | <u>T</u> | <u>GF</u> | <u>GA</u> | <u>PTS</u> |
| Reading Wildcats 2                    | 16        | 14       | 1        | 1        | 208       | 90        | 45         |
| Spencer 2                             | 16        | 14       | 2        | 0        | 175       | 51        | 44         |
| Welwyn Warriors 2                     | 16        | 11       | 4        | 1        | 176       | 124       | 39         |
| Northampton Town Weasels              | 15        | 10       | 5        | 0        | 141       | 93        | 35         |
| Canterbury                            | 16        | 8        | 8        | 0        | 78        | 135       | 31         |
| Spencer 3                             | 15        | 4        | 11       | 0        | 96        | 117       | 23         |
| Imperial College                      | 16        | 4        | 12       | 0        | 104       | 162       | 21         |
| University of East Anglia             | 16        | 2        | 14       | 0        | 71        | 173       | 20         |
| Kent University                       | 16        | 3        | 13       | 0        | 33        | 137       | 16         |
| ZENITH WEST DIVISION 1                | <u>GP</u> | <u>W</u> | <u>L</u> | <u>T</u> | <u>GF</u> | <u>GA</u> | <u>PTS</u> |
| Bath                                  | 16        | 14       | 1        | 1        | 204       | 65        | 45         |
| Cardiff Harlequins                    | 16        | 14       | 2        | 0        | 244       | 56        | 44         |
| Cheltenham Cougars                    | 16        | 12       | 3        | 1        | 189       | 82        | 41         |
| Bristol Bombers                       | 16        | 10       | 6        | 0        | 147       | 102       | 35         |
| Portsmouth University                 | 16        | 8        | 8        | 0        | 123       | 147       | 32         |
| Southampton City                      | 15        | 5        | 9        | 1        | 89        | 150       | 25         |
| Exeter University                     | 16        | 4        | 12       | 0        | 56        | 174       | 20         |
| Warwick University                    | 15        | 2        | 12       | 1        | 37        | 170       | 17         |
| Southampton Tridents                  | 16        | 0        | 16       | 0        | 38        | 181       | 14         |
| ZENITH WEST DIVISION 2                | <u>GP</u> | <u>W</u> | <u>L</u> | <u>T</u> | <u>GF</u> | <u>GA</u> | <u>PTS</u> |
| Penarth                               | 14        | 13       | 0        | 1        | 158       | 39        | 41         |
| Cardiff Harlequins 'A'                | 14        | 10       | 2        | 2        | 153       | 54        | 36         |
| University of Wales Institute Cardiff | 13        | 7        | 5        | 1        | 85        | 81        | 28         |
| Cheltenham Cougars 2                  | 14        | 6        | 7        | 1        | 90        | 96        | 24         |
| Bristol Sharks                        | 13        | 4        | 8        | 1        | 72        | 118       | 20         |
| Bath 2                                | 12        | 4        | 7        | 1        | 85        | 90        | 18         |
| Swansea Hawks 2                       | 11        | 2        | 8        | 1        | 30        | 92        | 12         |
| Aberystwyth University                | 11        | 1        | 10       | 0        | 27        | 130       | 9          |



**2009-10 SOUTH OF ENGLAND MEN'S LACROSSE ASSOCIATION**

| <b>PREMIER DIVISION</b>               |           |          |          |          |           |           |            |
|---------------------------------------|-----------|----------|----------|----------|-----------|-----------|------------|
|                                       | <u>GP</u> | <u>W</u> | <u>L</u> | <u>T</u> | <u>GF</u> | <u>GA</u> | <u>PTS</u> |
| Welwyn Warriors                       | 18        | 16       | 2        | 0        | 249       | 144       | 50         |
| Walcourtian Blues                     | 18        | 15       | 3        | 0        | 263       | 152       | 48         |
| Hampstead                             | 18        | 13       | 4        | 1        | 227       | 165       | 40         |
| Spencer                               | 18        | 10       | 7        | 1        | 231       | 195       | 39         |
| Purley                                | 18        | 10       | 8        | 0        | 197       | 176       | 38         |
| Hitchin                               | 18        | 8        | 9        | 1        | 215       | 200       | 35         |
| Hillcroft                             | 18        | 6        | 12       | 0        | 138       | 212       | 30         |
| Reading Wildcats                      | 18        | 5        | 12       | 1        | 127       | 202       | 29         |
| East Grinstead                        | 18        | 4        | 14       | 0        | 122       | 191       | 26         |
| Bath                                  | 18        | 1        | 17       | 0        | 141       | 273       | 20         |
| <b>EAST DIVISION 1</b>                |           |          |          |          |           |           |            |
|                                       | <u>GP</u> | <u>W</u> | <u>L</u> | <u>T</u> | <u>GF</u> | <u>GA</u> | <u>PTS</u> |
| Brighton Panthers                     | 18        | 15       | 1        | 2        | 168       | 53        | 48         |
| Cambridge University                  | 17        | 14       | 1        | 2        | 157       | 49        | 46         |
| Walcourtian Blues 2                   | 18        | 13       | 3        | 2        | 176       | 97        | 46         |
| Croydon                               | 17        | 11       | 6        | 0        | 154       | 105       | 37         |
| Buckhurst Hill                        | 16        | 8        | 8        | 0        | 100       | 80        | 30         |
| Reading Wildcats 2                    | 18        | 6        | 12       | 0        | 129       | 157       | 30         |
| East Coast                            | 17        | 7        | 10       | 0        | 85        | 126       | 27         |
| Hitchin 'A'                           | 18        | 4        | 13       | 1        | 75        | 156       | 26         |
| London University                     | 17        | 3        | 13       | 1        | 72        | 147       | 20         |
| East Grinstead 'A'                    | 18        | 2        | 16       | 0        | 53        | 199       | 19         |
| <b>EAST DIVISION 2</b>                |           |          |          |          |           |           |            |
|                                       | <u>GP</u> | <u>W</u> | <u>L</u> | <u>T</u> | <u>GF</u> | <u>GA</u> | <u>PTS</u> |
| Spencer 2                             | 18        | 18       | 0        | 0        | 298       | 67        | 54         |
| Northampton Town                      | 18        | 16       | 2        | 0        | 245       | 59        | 50         |
| Welwyn Warriors 2                     | 18        | 12       | 6        | 0        | 261       | 84        | 42         |
| Maidstone Red Wolves                  | 18        | 11       | 5        | 2        | 133       | 123       | 41         |
| Welwyn Warriors 3                     | 18        | 7        | 9        | 2        | 108       | 210       | 34         |
| Spencer 3                             | 18        | 6        | 11       | 1        | 113       | 155       | 31         |
| Walcourtian Blues 3                   | 18        | 7        | 11       | 0        | 90        | 151       | 29         |
| Royal Air Force Marham                | 18        | 4        | 12       | 2        | 75        | 178       | 27         |
| University of East Anglia             | 18        | 4        | 14       | 0        | 61        | 200       | 21         |
| Canterbury                            | 18        | 1        | 16       | 1        | 77        | 234       | 20         |
| <b>ZENITH WEST DIVISION 1</b>         |           |          |          |          |           |           |            |
|                                       | <u>GP</u> | <u>W</u> | <u>L</u> | <u>T</u> | <u>GF</u> | <u>GA</u> | <u>PTS</u> |
| Cardiff Harlequins                    | 16        | 16       | 0        | 0        | 218       | 25        | 48         |
| Southampton City                      | 16        | 11       | 4        | 1        | 157       | 83        | 39         |
| Bristol Bombers                       | 14        | 12       | 2        | 0        | 146       | 63        | 37         |
| Portsmouth University                 | 15        | 7        | 6        | 2        | 101       | 74        | 26         |
| Swansea Hawks                         | 14        | 6        | 8        | 0        | 67        | 108       | 25         |
| Penarth University                    | 15        | 3        | 11       | 1        | 70        | 106       | 22         |
| Warwick University                    | 14        | 5        | 9        | 0        | 65        | 136       | 20         |
| Exeter University                     | 15        | 4        | 11       | 0        | 34        | 125       | 20         |
| Cheltenham Cougars                    | 15        | 1        | 14       | 0        | 14        | 152       | 6          |
| <b>ZENITH WEST DIVISION 2</b>         |           |          |          |          |           |           |            |
|                                       | <u>GP</u> | <u>W</u> | <u>L</u> | <u>T</u> | <u>GF</u> | <u>GA</u> | <u>PTS</u> |
| Cardiff Harlequins 'A'                | 15        | 14       | 0        | 1        | 177       | 34        | 44         |
| Portsmouth University 2               | 16        | 12       | 3        | 1        | 132       | 72        | 41         |
| Southampton Tridents                  | 14        | 11       | 2        | 1        | 132       | 42        | 37         |
| Bath 2                                | 14        | 9        | 5        | 0        | 100       | 73        | 32         |
| Bristol Bombers 2                     | 13        | 6        | 6        | 1        | 70        | 70        | 25         |
| University of Wales Institute Cardiff | 15        | 6        | 9        | 0        | 84        | 93        | 22         |
| Aberystwyth University                | 15        | 3        | 12       | 0        | 48        | 108       | 15         |
| Birmingham Bulls                      | 16        | 4        | 12       | 0        | 45        | 117       | 14         |
| Cheltenham Cougars 2                  | 16        | 0        | 16       | 0        | 0         | 179       | 1          |

**2010-11 SOUTH OF ENGLAND MEN'S LACROSSE ASSOCIATION**

|                               | <u>GP</u> | <u>W</u> | <u>L</u> | <u>T</u> | <u>GF</u> | <u>GA</u> | <u>PTS</u> |
|-------------------------------|-----------|----------|----------|----------|-----------|-----------|------------|
| <b>PREMIER DIVISION</b>       |           |          |          |          |           |           |            |
| Walcourtian Blues             | 18        | 15       | 2        | 1        | 213       | 114       | 49         |
| Hampstead                     | 18        | 11       | 6        | 1        | 165       | 138       | 40         |
| Spencer                       | 18        | 9        | 7        | 2        | 139       | 121       | 38         |
| Hillcroft                     | 18        | 9        | 7        | 2        | 158       | 151       | 38         |
| Reading Wildcats              | 18        | 8        | 8        | 2        | 152       | 145       | 36         |
| Welwyn Warriors               | 18        | 6        | 9        | 3        | 136       | 146       | 33         |
| Cardiff Harlequins            | 18        | 6        | 9        | 3        | 130       | 145       | 31         |
| Purley                        | 18        | 6        | 11       | 1        | 119       | 162       | 31         |
| Hitchin                       | 18        | 5        | 10       | 3        | 116       | 166       | 30         |
| East Grinstead                | 18        | 6        | 12       | 0        | 114       | 154       | 30         |
| <b>EAST DIVISION 1</b>        |           |          |          |          |           |           |            |
| Cambridge University          | 14        | 11       | 2        | 1        | 125       | 68        | 37         |
| Walcourtian Blues 2           | 14        | 8        | 3        | 3        | 131       | 74        | 33         |
| Spencer 2                     | 13        | 7        | 4        | 2        | 111       | 81        | 29         |
| Brighton Panthers             | 14        | 6        | 6        | 2        | 96        | 97        | 28         |
| Croydon                       | 14        | 6        | 7        | 1        | 104       | 113       | 27         |
| Reading Wildcats 2            | 13        | 5        | 7        | 1        | 100       | 138       | 24         |
| Buckhurst Hill                | 14        | 4        | 10       | 0        | 68        | 98        | 22         |
| Colchester                    | 14        | 3        | 11       | 0        | 70        | 136       | 18         |
| <b>EAST DIVISION 2</b>        |           |          |          |          |           |           |            |
| Welwyn Warriors 2             | 14        | 14       | 0        | 0        | 232       | 64        | 42         |
| East Grinstead 'A'            | 14        | 7        | 5        | 2        | 80        | 109       | 30         |
| Epsom                         | 14        | 6        | 6        | 2        | 146       | 112       | 28         |
| London University             | 14        | 4        | 4        | 6        | 113       | 153       | 28         |
| Maidstone Red Wolves          | 14        | 5        | 6        | 3        | 107       | 112       | 27         |
| Spencer 3                     | 14        | 5        | 6        | 3        | 90        | 105       | 27         |
| Northampton Town              | 14        | 6        | 6        | 2        | 96        | 89        | 27         |
| Hitchin 'A'                   | 14        | 0        | 14       | 0        | 49        | 169       | 13         |
| <b>EAST DIVISION 3</b>        |           |          |          |          |           |           |            |
| Hillcroft 'A'                 | 14        | 14       | 0        | 0        | 203       | 35        | 42         |
| Canterbury                    | 15        | 9        | 6        | 0        | 98        | 108       | 32         |
| Welwyn Warriors 3             | 15        | 7        | 7        | 1        | 116       | 110       | 30         |
| Walcourtian Blues 3           | 13        | 5        | 7        | 1        | 90        | 124       | 23         |
| Royal Air Force Marham        | 12        | 4        | 8        | 0        | 52        | 90        | 19         |
| Royal Holloway University     | 15        | 2        | 13       | 0        | 53        | 145       | 13         |
| <b>ZENITH WEST DIVISION 1</b> |           |          |          |          |           |           |            |
| Bristol Bombers               | 14        | 13       | 0        | 1        | 218       | 46        | 41         |
| Portsmouth University         | 13        | 11       | 1        | 1        | 168       | 65        | 36         |
| Bath                          | 14        | 10       | 4        | 0        | 178       | 56        | 34         |
| Southampton City              | 14        | 6        | 8        | 0        | 100       | 132       | 25         |
| Penarth                       | 14        | 6        | 8        | 0        | 97        | 149       | 25         |
| Cardiff Harlequins 'A'        | 14        | 4        | 10       | 0        | 69        | 151       | 22         |
| Warwick University            | 12        | 2        | 10       | 0        | 45        | 145       | 15         |
| Swansea Hawks                 | 13        | 1        | 12       | 0        | 46        | 177       | 13         |
| <b>ZENITH WEST DIVISION 2</b> |           |          |          |          |           |           |            |
| Birmingham Bulls              | 14        | 13       | 1        | 0        | 193       | 36        | 40         |
| Bristol Bombers 2             | 14        | 10       | 3        | 1        | 173       | 67        | 35         |
| Bath 2                        | 14        | 9        | 5        | 0        | 98        | 107       | 32         |
| Exeter University             | 13        | 9        | 4        | 0        | 79        | 42        | 29         |
| Cheltenham Cougars            | 14        | 6        | 7        | 1        | 108       | 94        | 26         |
| Portsmouth University 2       | 13        | 4        | 8        | 1        | 76        | 94        | 21         |
| Southampton Tridents          | 14        | 2        | 11       | 1        | 32        | 118       | 19         |
| Aberystwyth University        | 14        | 0        | 14       | 0        | 15        | 216       | 14         |

**2011-12 SOUTH OF ENGLAND MEN'S LACROSSE ASSOCIATION**

|                           | <u>GP</u> | <u>W</u> | <u>L</u> | <u>T</u> | <u>GF</u> | <u>GA</u> | <u>PTS</u> |
|---------------------------|-----------|----------|----------|----------|-----------|-----------|------------|
| <b>PREMIER DIVISION</b>   |           |          |          |          |           |           |            |
| Hampstead                 | 18        | 17       | 1        | 0        | 215       | 98        | 52         |
| Walcourtian Blues         | 18        | 12       | 3        | 3        | 164       | 112       | 44         |
| Spencer                   | 18        | 11       | 4        | 3        | 181       | 100       | 43         |
| Hitchin                   | 18        | 12       | 5        | 1        | 217       | 151       | 43         |
| Hillcroft                 | 18        | 8        | 6        | 4        | 150       | 140       | 38         |
| Reading Wildcats          | 18        | 7        | 9        | 2        | 171       | 174       | 34         |
| Cardiff Harlequins        | 18        | 5        | 11       | 2        | 99        | 131       | 29         |
| Welwyn Warriors           | 18        | 4        | 12       | 2        | 138       | 189       | 28         |
| Purley                    | 18        | 3        | 15       | 0        | 74        | 201       | 24         |
| Bristol Bombers           | 18        | 2        | 15       | 1        | 74        | 187       | 23         |
| <b>EAST DIVISION 1</b>    |           |          |          |          |           |           |            |
| East Grinstead            | 18        | 18       | 0        | 0        | 258       | 39        | 54         |
| Buckhurst Hill            | 18        | 13       | 3        | 2        | 166       | 107       | 46         |
| Spencer 2                 | 18        | 12       | 6        | 0        | 162       | 102       | 42         |
| Reading Wildcats 2        | 18        | 10       | 6        | 2        | 185       | 127       | 40         |
| Walcourtian Blues 2       | 18        | 11       | 7        | 0        | 141       | 146       | 39         |
| Croydon                   | 18        | 7        | 11       | 0        | 144       | 176       | 32         |
| Welwyn Warriors 2         | 18        | 6        | 11       | 1        | 146       | 178       | 31         |
| Colchester                | 18        | 6        | 11       | 1        | 83        | 141       | 29         |
| Cambridge University      | 18        | 2        | 15       | 1        | 71        | 172       | 18         |
| Brighton Panthers         | 18        | 1        | 16       | 1        | 41        | 209       | 13         |
| <b>EAST DIVISION 2</b>    |           |          |          |          |           |           |            |
| Hillcroft 'A'             | 16        | 14       | 2        | 0        | 148       | 77        | 44         |
| Maidstone Red Wolves      | 16        | 11       | 5        | 0        | 152       | 80        | 38         |
| East Grinstead 'A'        | 16        | 10       | 4        | 2        | 145       | 96        | 38         |
| Epsom                     | 16        | 10       | 5        | 1        | 186       | 109       | 37         |
| Northampton Town          | 16        | 9        | 7        | 0        | 120       | 92        | 34         |
| Spencer 3                 | 16        | 6        | 8        | 2        | 102       | 114       | 30         |
| London University         | 16        | 5        | 11       | 0        | 91        | 155       | 24         |
| Oxford University         | 15        | 2        | 12       | 1        | 53        | 121       | 15         |
| Canterbury                | 15        | 1        | 14       | 0        | 38        | 191       | 14         |
| <b>EAST DIVISION 3</b>    |           |          |          |          |           |           |            |
| Welwyn Warriors 3         | 12        | 8        | 3        | 1        | 113       | 67        | 29         |
| Norwich                   | 12        | 9        | 3        | 0        | 117       | 78        | 28         |
| Reading Wildcats 3        | 12        | 8        | 4        | 0        | 123       | 65        | 28         |
| Hitchin 'A'               | 11        | 6        | 3        | 2        | 103       | 58        | 24         |
| Royal Holloway University | 10        | 3        | 6        | 1        | 72        | 118       | 15         |
| Walcourtian Blues 3       | 12        | 1        | 11       | 0        | 63        | 150       | 14         |
| Chichester Crusaders      | 11        | 3        | 8        | 0        | 41        | 96        | 13         |
| Royal Air Force Marham    | 0         | 0        | 0        | 0        | 0         | 0         | 0          |
| <b>WEST DIVISION 1</b>    |           |          |          |          |           |           |            |
| Bath                      | 14        | 14       | 0        | 0        | 243       | 40        | 42         |
| Birmingham City           | 13        | 11       | 2        | 0        | 152       | 64        | 35         |
| Portsmouth University     | 12        | 8        | 4        | 0        | 116       | 54        | 27         |
| Southampton City          | 13        | 5        | 8        | 0        | 98        | 103       | 21         |
| Cardiff Harlequins 'A'    | 12        | 4        | 8        | 0        | 73        | 143       | 18         |
| Warwick University        | 11        | 4        | 7        | 0        | 58        | 116       | 18         |
| Bristol Bombers 2         | 11        | 3        | 8        | 0        | 45        | 136       | 14         |
| Penarth                   | 14        | 1        | 13       | 0        | 12        | 141       | 4          |
| <b>WEST DIVISION 2</b>    |           |          |          |          |           |           |            |
| Cheltenham Cougars        | 14        | 13       | 1        | 0        | 141       | 38        | 40         |
| Bath 2                    | 14        | 11       | 3        | 0        | 135       | 59        | 36         |
| Swansea Hawks             | 14        | 8        | 6        | 0        | 128       | 54        | 30         |
| Bournemouth University    | 13        | 5        | 8        | 0        | 50        | 112       | 22         |
| Exeter University         | 12        | 6        | 6        | 0        | 54        | 68        | 20         |
| Portsmouth University 2   | 13        | 5        | 8        | 0        | 84        | 123       | 20         |
| Southampton Tridents      | 13        | 3        | 10       | 0        | 46        | 105       | 16         |
| Aberystwyth University    | 11        | 1        | 10       | 0        | 30        | 109       | 12         |

**2012-13 SOUTH OF ENGLAND MEN'S LACROSSE ASSOCIATION**

| PREMIER DIVISION          |           |          |          |          |           |           |            |
|---------------------------|-----------|----------|----------|----------|-----------|-----------|------------|
|                           | <u>GP</u> | <u>W</u> | <u>L</u> | <u>T</u> | <u>GF</u> | <u>GA</u> | <u>PTS</u> |
| Spencer                   | 18        | 17       | 1        | 0        | 262       | 74        | 52         |
| Walcourtian Blues         | 17        | 11       | 4        | 2        | 159       | 115       | 41         |
| Hampstead                 | 17        | 12       | 5        | 0        | 168       | 126       | 40         |
| Hillcroft                 | 17        | 11       | 5        | 1        | 157       | 140       | 40         |
| Reading Wildcats          | 17        | 8        | 4        | 5        | 133       | 110       | 38         |
| East Grinstead            | 18        | 6        | 8        | 4        | 120       | 162       | 33         |
| Hitchin                   | 18        | 7        | 11       | 0        | 150       | 160       | 32         |
| Welwyn Warriors           | 18        | 2        | 14       | 2        | 101       | 191       | 24         |
| Purley                    | 16        | 2        | 12       | 2        | 92        | 187       | 22         |
| Cardiff Harlequins        | 16        | 1        | 13       | 2        | 73        | 150       | 19         |
| EAST DIVISION 1           |           |          |          |          |           |           |            |
|                           | <u>GP</u> | <u>W</u> | <u>L</u> | <u>T</u> | <u>GF</u> | <u>GA</u> | <u>PTS</u> |
| Spencer 2                 | 16        | 15       | 0        | 1        | 205       | 57        | 47         |
| Reading Wildcats 2        | 14        | 12       | 2        | 0        | 170       | 79        | 38         |
| Buckhurst Hill            | 15        | 11       | 3        | 1        | 135       | 98        | 38         |
| Maidstone Red Wolves      | 16        | 7        | 8        | 1        | 132       | 133       | 31         |
| Walcourtian Blues 2       | 15        | 7        | 8        | 0        | 107       | 81        | 28         |
| Croydon                   | 16        | 5        | 9        | 2        | 114       | 163       | 28         |
| Hillcroft 'A'             | 16        | 4        | 10       | 2        | 99        | 131       | 26         |
| Welwyn Warriors 2         | 16        | 3        | 10       | 3        | 94        | 167       | 24         |
| Colchester                | 16        | 1        | 15       | 0        | 35        | 182       | 12         |
| EAST DIVISION 2           |           |          |          |          |           |           |            |
|                           | <u>GP</u> | <u>W</u> | <u>L</u> | <u>T</u> | <u>GF</u> | <u>GA</u> | <u>PTS</u> |
| Northampton Town          | 15        | 15       | 0        | 0        | 152       | 56        | 45         |
| Epsom                     | 16        | 14       | 2        | 0        | 211       | 89        | 44         |
| London University         | 16        | 10       | 6        | 0        | 145       | 93        | 36         |
| Spencer 3                 | 16        | 8        | 8        | 0        | 103       | 116       | 31         |
| East Grinstead 'A'        | 16        | 7        | 9        | 0        | 99        | 91        | 29         |
| Brighton Panthers         | 14        | 6        | 8        | 0        | 86        | 109       | 23         |
| Cambridge University      | 16        | 4        | 12       | 0        | 76        | 141       | 18         |
| Norwich                   | 15        | 3        | 12       | 0        | 52        | 140       | 14         |
| Welwyn Warriors 3         | 14        | 2        | 12       | 0        | 37        | 126       | 14         |
| EAST DIVISION 3           |           |          |          |          |           |           |            |
|                           | <u>GP</u> | <u>W</u> | <u>L</u> | <u>T</u> | <u>GF</u> | <u>GA</u> | <u>PTS</u> |
| Hitchin 'A'               | 12        | 9        | 3        | 0        | 89        | 43        | 29         |
| Oxford University         | 11        | 9        | 2        | 0        | 159       | 19        | 27         |
| Reading Wildcats 3        | 11        | 7        | 4        | 0        | 91        | 73        | 24         |
| Walcourtian Blues 3       | 12        | 5        | 6        | 1        | 53        | 102       | 23         |
| Royal Holloway University | 10        | 3        | 7        | 0        | 39        | 93        | 14         |
| Canterbury                | 10        | 3        | 7        | 0        | 32        | 60        | 10         |
| Maidstone Red Wolves 2    | 10        | 1        | 8        | 1        | 19        | 92        | 10         |
| Chichester Crusaders      | 0         | 0        | 0        | 0        | 0         | 0         | 0          |
| WEST DIVISION 1           |           |          |          |          |           |           |            |
|                           | <u>GP</u> | <u>W</u> | <u>L</u> | <u>T</u> | <u>GF</u> | <u>GA</u> | <u>PTS</u> |
| Bristol Bombers           | 16        | 16       | 0        | 0        | 223       | 28        | 48         |
| Bath                      | 14        | 12       | 2        | 0        | 224       | 40        | 38         |
| Cheltenham Cougars        | 13        | 8        | 5        | 0        | 134       | 121       | 29         |
| Bath 2                    | 14        | 5        | 9        | 0        | 65        | 151       | 22         |
| Warwick University        | 15        | 5        | 10       | 0        | 61        | 132       | 20         |
| Birmingham City           | 11        | 6        | 5        | 0        | 74        | 49        | 19         |
| Southampton City          | 13        | 2        | 11       | 0        | 55        | 193       | 17         |
| Portsmouth University     | 13        | 4        | 9        | 0        | 75        | 109       | 16         |
| Cardiff Harlequins 'A'    | 11        | 2        | 9        | 0        | 27        | 115       | 11         |
| WEST DIVISION 2           |           |          |          |          |           |           |            |
|                           | <u>GP</u> | <u>W</u> | <u>L</u> | <u>T</u> | <u>GF</u> | <u>GA</u> | <u>PTS</u> |
| Swansea Hawks             | 14        | 12       | 2        | 0        | 133       | 47        | 37         |
| Bristol Bombers 2         | 13        | 11       | 2        | 0        | 138       | 55        | 35         |
| Aberystwyth University    | 14        | 8        | 6        | 0        | 74        | 67        | 28         |
| Southampton Tridents      | 14        | 6        | 6        | 2        | 74        | 90        | 24         |
| Cheltenham Cougars 2      | 14        | 3        | 8        | 3        | 80        | 117       | 18         |
| Bath 3                    | 13        | 4        | 9        | 0        | 59        | 107       | 17         |
| Portsmouth University 2   | 14        | 3        | 10       | 1        | 55        | 123       | 16         |
| Plymouth University       | 12        | 3        | 7        | 2        | 58        | 65        | 15         |

2013-14 SOUTH OF ENGLAND MEN'S LACROSSE ASSOCIATION

|                              | <u>GP</u> | <u>W</u> | <u>L</u> | <u>T</u> | <u>GF</u> | <u>GA</u> | <u>PTS</u> |
|------------------------------|-----------|----------|----------|----------|-----------|-----------|------------|
| <b>PREMIER DIVISION</b>      |           |          |          |          |           |           |            |
| Walcourtian Blues            | 18        | 15       | 2        | 1        | 215       | 83        | 49         |
| Hitchin                      | 18        | 13       | 4        | 1        | 164       | 91        | 45         |
| Spencer                      | 16        | 13       | 2        | 1        | 194       | 80        | 43         |
| Reading Wildcats             | 18        | 12       | 6        | 0        | 156       | 124       | 42         |
| Hillcroft                    | 18        | 8        | 8        | 2        | 156       | 151       | 36         |
| Welwyn Warriors              | 17        | 7        | 10       | 0        | 129       | 190       | 31         |
| East Grinstead               | 18        | 6        | 12       | 0        | 97        | 134       | 30         |
| Bristol Bombers              | 18        | 4        | 13       | 1        | 119       | 184       | 27         |
| Hampstead                    | 18        | 5        | 13       | 0        | 99        | 196       | 25         |
| Purley                       | 17        | 2        | 15       | 0        | 103       | 199       | 21         |
| <b>EAST DIVISION 1</b>       |           |          |          |          |           |           |            |
| Reading Wildcats 2           | 16        | 15       | 1        | 0        | 186       | 90        | 46         |
| Buckhurst Hill               | 16        | 11       | 5        | 0        | 139       | 95        | 38         |
| Spencer 2                    | 15        | 11       | 4        | 0        | 138       | 67        | 37         |
| Maidstone Red Wolves         | 16        | 8        | 8        | 0        | 133       | 92        | 32         |
| Hillcroft 'A'                | 15        | 8        | 7        | 0        | 119       | 99        | 31         |
| Epsom                        | 15        | 8        | 7        | 0        | 118       | 136       | 31         |
| Croydon                      | 14        | 5        | 9        | 0        | 81        | 109       | 24         |
| Walcourtian Blues 2          | 16        | 2        | 14       | 0        | 50        | 174       | 18         |
| Northampton Town             | 15        | 1        | 14       | 0        | 37        | 139       | 7          |
| <b>EAST DIVISION 2</b>       |           |          |          |          |           |           |            |
| London University            | 16        | 14       | 2        | 0        | 162       | 58        | 43         |
| Colchester                   | 16        | 13       | 2        | 1        | 137       | 68        | 43         |
| Welwyn Warriors 2            | 16        | 10       | 6        | 0        | 126       | 82        | 34         |
| Hitchin 'A'                  | 16        | 9        | 7        | 0        | 104       | 80        | 32         |
| Brighton Panthers            | 16        | 8        | 8        | 0        | 109       | 117       | 31         |
| Oxford University            | 16        | 6        | 8        | 2        | 119       | 141       | 27         |
| Cambridge University         | 16        | 5        | 10       | 1        | 100       | 112       | 26         |
| Spencer 3                    | 16        | 3        | 13       | 0        | 74        | 161       | 21         |
| East Grinstead 'A'           | 16        | 2        | 14       | 0        | 49        | 161       | 15         |
| <b>EAST DIVISION 3</b>       |           |          |          |          |           |           |            |
| Hillcroft 'B'                | 12        | 9        | 2        | 1        | 105       | 47        | 31         |
| Maidstone Red Wolves 2       | 12        | 9        | 3        | 0        | 97        | 35        | 30         |
| Reading Wildcats 3           | 12        | 8        | 3        | 1        | 104       | 64        | 28         |
| Canterbury                   | 12        | 6        | 5        | 1        | 77        | 58        | 24         |
| Welwyn Warriors 3            | 11        | 3        | 7        | 1        | 49        | 91        | 17         |
| Royal Holloway University    | 11        | 4        | 7        | 0        | 42        | 64        | 16         |
| Walcourtian Blues 3          | 12        | 0        | 12       | 0        | 6         | 121       | 3          |
| <b>WEST DIVISION 1</b>       |           |          |          |          |           |           |            |
| Cardiff Harlequins           | 12        | 10       | 2        | 0        | 164       | 47        | 32         |
| Bath                         | 11        | 9        | 2        | 0        | 169       | 65        | 29         |
| Birmingham City              | 11        | 8        | 3        | 0        | 130       | 56        | 27         |
| Southampton                  | 10        | 5        | 5        | 0        | 94        | 79        | 18         |
| Bristol Bombers 2            | 10        | 2        | 7        | 1        | 63        | 124       | 14         |
| Swansea Hawks                | 10        | 1        | 8        | 1        | 61        | 151       | 11         |
| Bath 2                       | 10        | 1        | 9        | 0        | 23        | 182       | 11         |
| Cheltenham Cougars           | 0         | 0        | 0        | 0        | 0         | 0         | 0          |
| <b>WEST DIVISION 2</b>       |           |          |          |          |           |           |            |
| Bournemouth                  | 19        | 17       | 2        | 0        | 179       | 35        | 51         |
| Warwick University           | 19        | 14       | 5        | 0        | 120       | 59        | 45         |
| Aberystwyth University       | 20        | 12       | 8        | 0        | 133       | 85        | 39         |
| Plymouth University          | 16        | 12       | 4        | 0        | 127       | 74        | 38         |
| Cardiff Harlequins 'A'       | 16        | 9        | 7        | 0        | 103       | 84        | 29         |
| Southampton 'A'              | 18        | 7        | 11       | 0        | 76        | 112       | 27         |
| Exeter City                  | 15        | 6        | 9        | 0        | 87        | 83        | 21         |
| Cheltenham Cougars 2         | 18        | 6        | 12       | 0        | 84        | 117       | 21         |
| Bath 3                       | 12        | 5        | 7        | 0        | 57        | 73        | 19         |
| Portsmouth University        | 20        | 4        | 16       | 0        | 45        | 158       | 13         |
| Falmouth & Exeter University | 17        | 3        | 14       | 0        | 33        | 164       | 11         |

**2014-15 SOUTH OF ENGLAND MEN'S LACROSSE ASSOCIATION**

|                           | <u>GP</u> | <u>W</u> | <u>L</u> | <u>T</u> | <u>GF</u> | <u>GA</u> | <u>PTS</u> |
|---------------------------|-----------|----------|----------|----------|-----------|-----------|------------|
| <b>PREMIER DIVISION</b>   |           |          |          |          |           |           |            |
| Spencer                   | 18        | 18       | 0        | 0        | 285       | 58        | 54         |
| Walcourtian Blues         | 18        | 15       | 2        | 1        | 212       | 95        | 49         |
| Reading Wildcats          | 18        | 11       | 7        | 0        | 193       | 144       | 40         |
| Hitchin                   | 17        | 10       | 7        | 0        | 160       | 120       | 37         |
| Hillcroft                 | 17        | 10       | 7        | 0        | 150       | 116       | 37         |
| Hampstead                 | 18        | 8        | 9        | 1        | 156       | 137       | 30         |
| Bristol Bombers           | 17        | 6        | 11       | 0        | 89        | 189       | 29         |
| East Grinstead            | 18        | 5        | 13       | 0        | 101       | 196       | 28         |
| Purley                    | 18        | 3        | 15       | 0        | 96        | 196       | 24         |
| Welwyn Warriors           | 17        | 1        | 16       | 0        | 80        | 271       | 19         |
| <b>EAST DIVISION 1</b>    |           |          |          |          |           |           |            |
| Spencer 2                 | 14        | 11       | 1        | 2        | 158       | 68        | 38         |
| Hillcroft 'A'             | 14        | 10       | 2        | 2        | 158       | 64        | 36         |
| Maidstone Red Wolves      | 14        | 9        | 4        | 1        | 152       | 104       | 33         |
| Croydon                   | 14        | 6        | 7        | 1        | 131       | 118       | 27         |
| London University         | 13        | 5        | 5        | 3        | 83        | 101       | 24         |
| Buckhurst Hill            | 14        | 4        | 8        | 2        | 70        | 109       | 23         |
| Epsom                     | 13        | 4        | 8        | 1        | 88        | 108       | 21         |
| Reading Wildcats 2        | 14        | 0        | 14       | 0        | 12        | 180       | 5          |
| <b>EAST DIVISION 2</b>    |           |          |          |          |           |           |            |
| Oxford University         | 18        | 18       | 0        | 0        | 284       | 53        | 54         |
| Cambridge University      | 18        | 15       | 2        | 1        | 240       | 65        | 49         |
| Hillcroft 'B'             | 18        | 12       | 5        | 1        | 191       | 90        | 43         |
| Brighton Panthers         | 18        | 11       | 5        | 2        | 187       | 105       | 42         |
| Welwyn Warriors 2         | 18        | 9        | 9        | 0        | 134       | 184       | 34         |
| Walcourtian Blues 2       | 18        | 8        | 10       | 0        | 121       | 135       | 31         |
| Hitchin 'A'               | 17        | 7        | 10       | 0        | 112       | 198       | 31         |
| Reading Wildcats 3        | 17        | 3        | 14       | 0        | 79        | 198       | 21         |
| Maidstone Red Wolves 2    | 16        | 2        | 14       | 0        | 46        | 212       | 16         |
| Northampton Town          | 18        | 1        | 17       | 0        | 27        | 181       | 6          |
| <b>EAST DIVISION 3</b>    |           |          |          |          |           |           |            |
| East Grinstead 'A'        | 16        | 14       | 2        | 0        | 148       | 47        | 44         |
| Spencer 3                 | 16        | 13       | 2        | 1        | 160       | 53        | 42         |
| Epsom 2                   | 16        | 10       | 6        | 0        | 127       | 92        | 36         |
| Chichester Crusaders      | 15        | 10       | 4        | 1        | 125       | 69        | 33         |
| Oxford Iroquois           | 16        | 8        | 8        | 0        | 102       | 89        | 31         |
| Canterbury                | 16        | 7        | 9        | 0        | 70        | 83        | 23         |
| Royal Holloway University | 15        | 4        | 11       | 0        | 62        | 125       | 20         |
| Purley 'A'                | 16        | 3        | 13       | 0        | 26        | 135       | 9          |
| Maidstone Red Wolves 3    | 16        | 1        | 15       | 0        | 12        | 139       | 4          |
| <b>WEST DIVISION 1</b>    |           |          |          |          |           |           |            |
| Cardiff Harlequins        | 14        | 14       | 0        | 0        | 209       | 63        | 42         |
| Bath                      | 14        | 11       | 2        | 1        | 181       | 59        | 36         |
| Birmingham City           | 12        | 7        | 5        | 0        | 100       | 86        | 26         |
| Bristol Bombers 2         | 14        | 5        | 8        | 1        | 96        | 114       | 25         |
| Southampton               | 13        | 6        | 7        | 0        | 107       | 103       | 24         |
| Swansea Hawks             | 13        | 5        | 8        | 0        | 95        | 154       | 22         |
| Bournemouth               | 14        | 5        | 9        | 0        | 71        | 118       | 21         |
| Bath 2                    | 14        | 0        | 14       | 0        | 34        | 196       | 13         |
| <b>WEST DIVISION 2</b>    |           |          |          |          |           |           |            |
| Cardiff Harlequins 'A'    | 10        | 7        | 3        | 0        | 83        | 36        | 24         |
| Exeter University         | 10        | 5        | 5        | 0        | 57        | 61        | 19         |
| Plymouth University       | 10        | 5        | 5        | 0        | 62        | 58        | 18         |
| Warwick University        | 10        | 5        | 5        | 0        | 60        | 61        | 17         |
| Southampton 'A'           | 10        | 4        | 6        | 0        | 35        | 63        | 14         |
| Cheltenham Cougars        | 10        | 4        | 6        | 0        | 57        | 75        | 12         |

**2015-16 SOUTH OF ENGLAND MEN'S LACROSSE ASSOCIATION**

| PREMIER DIVISION          | <u>GP</u> | <u>W</u> | <u>L</u> | <u>T</u> | <u>GF</u> | <u>GA</u> | <u>PTS</u> |
|---------------------------|-----------|----------|----------|----------|-----------|-----------|------------|
| Spencer                   | 18        | 17       | 1        | 0        | 222       | 64        | 70         |
| Hillcroft                 | 18        | 12       | 3        | 3        | 205       | 116       | 63         |
| Walcountian Blues         | 16        | 11       | 4        | 1        | 176       | 112       | 55         |
| Reading Wildcats          | 18        | 9        | 8        | 1        | 138       | 195       | 55         |
| Hampstead                 | 18        | 10       | 7        | 1        | 193       | 145       | 51         |
| Hitchin                   | 17        | 8        | 9        | 0        | 134       | 141       | 50         |
| East Grinstead            | 18        | 6        | 12       | 0        | 122       | 130       | 48         |
| Cardiff Harlequins        | 16        | 5        | 10       | 1        | 106       | 137       | 43         |
| Bristol Bombers           | 18        | 3        | 13       | 2        | 93        | 199       | 42         |
| Purley                    | 15        | 0        | 14       | 1        | 48        | 198       | 31         |
| EAST DIVISION 1           | <u>GP</u> | <u>W</u> | <u>L</u> | <u>T</u> | <u>GF</u> | <u>GA</u> | <u>PTS</u> |
| Spencer 2                 | 18        | 17       | 0        | 1        | 240       | 73        | 71         |
| Cambridge University      | 18        | 14       | 4        | 0        | 201       | 99        | 64         |
| Hillcroft 'A'             | 17        | 11       | 5        | 1        | 206       | 110       | 55         |
| Croydon                   | 18        | 8        | 10       | 0        | 101       | 179       | 52         |
| Welwyn Warriors           | 16        | 9        | 7        | 0        | 119       | 131       | 50         |
| Buckhurst Hill            | 17        | 8        | 9        | 0        | 138       | 155       | 50         |
| Maidstone                 | 18        | 5        | 13       | 0        | 102       | 157       | 46         |
| Oxford University         | 16        | 6        | 10       | 0        | 115       | 131       | 44         |
| London University         | 18        | 5        | 13       | 0        | 73        | 185       | 40         |
| Epsom                     | 16        | 2        | 14       | 0        | 94        | 169       | 34         |
| EAST DIVISION 2           | <u>GP</u> | <u>W</u> | <u>L</u> | <u>T</u> | <u>GF</u> | <u>GA</u> | <u>PTS</u> |
| Spencer 3                 | 16        | 15       | 1        | 0        | 163       | 67        | 62         |
| Hillcroft 'B'             | 16        | 14       | 2        | 0        | 218       | 53        | 60         |
| Brighton Panthers         | 16        | 11       | 4        | 1        | 143       | 72        | 53         |
| East Grinstead 'A'        | 16        | 10       | 5        | 1        | 129       | 93        | 53         |
| Cambridge Eagles          | 16        | 9        | 7        | 0        | 109       | 91        | 46         |
| Welwyn Warriors 2         | 16        | 5        | 11       | 0        | 100       | 134       | 38         |
| Reading Wildcats 2        | 16        | 3        | 13       | 0        | 72        | 174       | 36         |
| Walcountian Blues 2       | 16        | 4        | 12       | 0        | 60        | 150       | 24         |
| Hitchin 'A'               | 16        | 0        | 16       | 0        | 0         | 160       | -1         |
| EAST DIVISION 3           | <u>GP</u> | <u>W</u> | <u>L</u> | <u>T</u> | <u>GF</u> | <u>GA</u> | <u>PTS</u> |
| Milton Keynes             | 13        | 12       | 0        | 1        | 126       | 30        | 51         |
| Oxford Iroquois           | 12        | 8        | 4        | 0        | 95        | 47        | 38         |
| Canterbury                | 10        | 6        | 3        | 1        | 68        | 45        | 30         |
| Croydon 'A'               | 13        | 5        | 8        | 0        | 63        | 109       | 22         |
| Royal Holloway University | 10        | 3        | 7        | 0        | 47        | 70        | 22         |
| Epsom 2                   | 10        | 3        | 7        | 0        | 55        | 69        | 22         |
| Maidstone 2               | 13        | 3        | 10       | 0        | 34        | 115       | 14         |
| Chichester Crusaders      | 7         | 3        | 4        | 0        | 50        | 53        | 13         |
| WEST DIVISION 1           | <u>GP</u> | <u>W</u> | <u>L</u> | <u>T</u> | <u>GF</u> | <u>GA</u> | <u>PTS</u> |
| Bath                      | 12        | 12       | 0        | 0        | 114       | 28        | 48         |
| Southampton               | 10        | 7        | 3        | 0        | 80        | 30        | 34         |
| Birmingham Cowboys        | 11        | 6        | 5        | 0        | 61        | 57        | 30         |
| Swansea Hawks             | 12        | 5        | 6        | 1        | 57        | 68        | 29         |
| Bristol Bombers 2         | 12        | 3        | 8        | 1        | 49        | 95        | 25         |
| Bournemouth               | 12        | 3        | 9        | 0        | 35        | 79        | 24         |
| Cardiff Harlequins 'A'    | 9         | 2        | 7        | 0        | 28        | 67        | 11         |
| WEST DIVISION 2           | <u>GP</u> | <u>W</u> | <u>L</u> | <u>T</u> | <u>GF</u> | <u>GA</u> | <u>PTS</u> |
| Plymouth City             | 10        | 8        | 1        | 1        | 109       | 34        | 37         |
| Bath 2                    | 10        | 8        | 2        | 0        | 91        | 56        | 36         |
| Warwick University        | 5         | 1        | 4        | 0        | 23        | 52        | 10         |
| Exeter University         | 5         | 2        | 3        | 0        | 28        | 34        | 9          |
| Southampton 'A'           | 5         | 0        | 4        | 1        | 26        | 43        | 9          |
| Plymouth University       | 5         | 0        | 5        | 0        | 11        | 69        | 8          |
| Cheltenham Cougars        | 0         | 0        | 0        | 0        | 0         | 0         | 0          |

**2016-17 SOUTH OF ENGLAND MEN'S LACROSSE ASSOCIATION**

|                           | <u>GP</u> | <u>W</u> | <u>L</u> | <u>T</u> | <u>GF</u> | <u>GA</u> | <u>PTS</u> |
|---------------------------|-----------|----------|----------|----------|-----------|-----------|------------|
| <b>PREMIER DIVISION</b>   |           |          |          |          |           |           |            |
| Hampstead                 | 18        | 17       | 1        | 0        | 253       | 89        | 70         |
| Spencer                   | 18        | 17       | 1        | 0        | 259       | 71        | 70         |
| Hillcroft                 | 18        | 14       | 4        | 0        | 219       | 82        | 64         |
| Walcourtian Blues         | 18        | 11       | 7        | 0        | 148       | 133       | 58         |
| Reading Wildcats          | 18        | 7        | 10       | 1        | 120       | 149       | 51         |
| Cardiff Harlequins        | 18        | 6        | 11       | 1        | 91        | 167       | 49         |
| Cambridge University      | 18        | 5        | 13       | 0        | 116       | 181       | 46         |
| Hitchin                   | 18        | 4        | 14       | 0        | 112       | 214       | 44         |
| Bristol Bombers           | 18        | 5        | 12       | 1        | 89        | 188       | 43         |
| East Grinstead            | 18        | 2        | 15       | 1        | 75        | 208       | 37         |
| <b>EAST DIVISION 1</b>    |           |          |          |          |           |           |            |
| Hillcroft 'A'             | 16        | 15       | 0        | 1        | 218       | 62        | 63         |
| Spencer 2                 | 16        | 13       | 3        | 0        | 227       | 76        | 58         |
| Welwyn Warriors           | 16        | 12       | 3        | 1        | 212       | 109       | 57         |
| Maidstone                 | 16        | 7        | 8        | 1        | 123       | 162       | 47         |
| Hillcroft 'B'             | 16        | 7        | 9        | 0        | 106       | 142       | 46         |
| Oxford University         | 16        | 8        | 8        | 0        | 103       | 155       | 46         |
| Purley                    | 16        | 5        | 10       | 1        | 92        | 130       | 43         |
| Buckhurst Hill            | 16        | 3        | 13       | 0        | 92        | 200       | 38         |
| Croydon                   | 16        | 0        | 16       | 0        | 6         | 143       | 4          |
| <b>EAST DIVISION 2</b>    |           |          |          |          |           |           |            |
| Epsom                     | 18        | 17       | 1        | 0        | 161       | 60        | 70         |
| Spencer 3                 | 18        | 13       | 5        | 0        | 189       | 98        | 60         |
| Welwyn Warriors 2         | 18        | 11       | 7        | 0        | 159       | 120       | 58         |
| Milton Keynes             | 18        | 8        | 9        | 1        | 118       | 111       | 53         |
| East Grinstead 'A'        | 18        | 9        | 9        | 0        | 106       | 110       | 48         |
| Brighton Panthers         | 18        | 9        | 8        | 1        | 107       | 92        | 46         |
| Reading Wildcats 2        | 18        | 4        | 11       | 3        | 90        | 151       | 45         |
| Cambridge Eagles          | 18        | 7        | 11       | 0        | 90        | 151       | 43         |
| London University         | 18        | 8        | 10       | 0        | 120       | 116       | 41         |
| Oxford Iroquois           | 18        | 1        | 16       | 1        | 29        | 160       | 28         |
| <b>EAST DIVISION 3</b>    |           |          |          |          |           |           |            |
| Chichester Crusaders      | 14        | 12       | 2        | 0        | 132       | 46        | 52         |
| Guildford Gators          | 14        | 12       | 2        | 0        | 123       | 39        | 52         |
| Hitchin 'A'               | 15        | 8        | 5        | 2        | 113       | 68        | 46         |
| Walcourtian Blues 2       | 15        | 9        | 6        | 0        | 117       | 73        | 46         |
| Epsom 2                   | 12        | 7        | 5        | 0        | 92        | 59        | 36         |
| Brunel                    | 15        | 3        | 10       | 2        | 40        | 115       | 28         |
| Canterbury                | 14        | 5        | 9        | 0        | 45        | 86        | 25         |
| Royal Holloway University | 13        | 5        | 8        | 0        | 40        | 80        | 22         |
| Maidstone 2               | 16        | 1        | 15       | 0        | 16        | 152       | 4          |
| <b>WEST DIVISION 1</b>    |           |          |          |          |           |           |            |
| Bath                      | 14        | 14       | 0        | 0        | 167       | 40        | 56         |
| Bath 2                    | 15        | 11       | 3        | 1        | 125       | 62        | 51         |
| Plymouth City             | 15        | 6        | 9        | 0        | 107       | 114       | 34         |
| Bristol Bombers 2         | 12        | 5        | 6        | 1        | 64        | 81        | 31         |
| Birmingham Cowboys        | 13        | 4        | 8        | 1        | 63        | 83        | 27         |
| Southampton               | 16        | 4        | 12       | 0        | 57        | 116       | 19         |
| Swansea Hawks             | 0         | 0        | 0        | 0        | 0         | 0         | 0          |
| <b>WEST DIVISION 2</b>    |           |          |          |          |           |           |            |
| Cheltenham                | 16        | 13       | 2        | 1        | 165       | 37        | 59         |
| Exeter University         | 13        | 10       | 3        | 0        | 98        | 44        | 44         |
| Southampton 'A'           | 10        | 3        | 7        | 0        | 50        | 119       | 24         |
| Warwick University        | 10        | 2        | 8        | 0        | 24        | 88        | 10         |
| Plymouth University       | 7         | 0        | 7        | 0        | 21        | 104       | 8          |
| Bournemouth               | 7         | 0        | 7        | 0        | 7         | 60        | 4          |



**2017-18 SOUTH OF ENGLAND MEN'S LACROSSE ASSOCIATION**

|                           | <u>GP</u> | <u>W</u> | <u>L</u> | <u>T</u> | <u>GF</u> | <u>GA</u> | <u>PTS</u> |
|---------------------------|-----------|----------|----------|----------|-----------|-----------|------------|
| <b>PREMIER DIVISION</b>   |           |          |          |          |           |           |            |
| Hampstead                 | 18        | 17       | 1        | 0        | 282       | 107       | 70         |
| Hillcroft                 | 18        | 16       | 2        | 0        | 237       | 77        | 68         |
| Spencer                   | 18        | 15       | 3        | 0        | 310       | 90        | 66         |
| Welwyn Warriors           | 18        | 8        | 9        | 1        | 151       | 184       | 53         |
| Walcourtian Blues         | 18        | 8        | 10       | 0        | 139       | 140       | 52         |
| Bristol Bombers           | 18        | 8        | 10       | 0        | 112       | 203       | 50         |
| Cambridge University      | 18        | 5        | 13       | 0        | 129       | 206       | 46         |
| Hitchin                   | 18        | 5        | 13       | 0        | 107       | 236       | 46         |
| Reading Wildcats          | 18        | 4        | 13       | 1        | 108       | 187       | 45         |
| Cardiff Harlequins        | 18        | 3        | 15       | 0        | 73        | 218       | 40         |
| <b>EAST DIVISION 1</b>    |           |          |          |          |           |           |            |
| Spencer 2                 | 17        | 17       | 0        | 0        | 246       | 60        | 68         |
| Hillcroft 'A'             | 18        | 15       | 3        | 0        | 227       | 84        | 66         |
| Spencer 3                 | 18        | 11       | 6        | 1        | 162       | 142       | 59         |
| East Grinstead            | 18        | 10       | 6        | 2        | 177       | 118       | 58         |
| Oxford University         | 18        | 9        | 8        | 1        | 145       | 156       | 55         |
| Purley                    | 17        | 6        | 8        | 3        | 112       | 134       | 49         |
| Epsom                     | 18        | 5        | 12       | 1        | 121       | 177       | 47         |
| Hillcroft 'B'             | 18        | 4        | 11       | 3        | 113       | 183       | 47         |
| Maidstone                 | 18        | 3        | 12       | 3        | 84        | 197       | 39         |
| Welwyn Warriors 2         | 18        | 2        | 16       | 0        | 74        | 210       | 36         |
| <b>EAST DIVISION 2</b>    |           |          |          |          |           |           |            |
| Brighton Panthers         | 16        | 13       | 2        | 1        | 181       | 95        | 59         |
| East Grinstead 'A'        | 16        | 7        | 5        | 4        | 147       | 114       | 50         |
| London University         | 16        | 11       | 5        | 0        | 148       | 88        | 48         |
| Guildford Gators          | 16        | 8        | 7        | 1        | 122       | 103       | 47         |
| Reading Wildcats 2        | 16        | 7        | 8        | 1        | 113       | 140       | 47         |
| Milton Keynes             | 16        | 6        | 9        | 1        | 127       | 132       | 45         |
| Buckhurst Hill            | 16        | 9        | 6        | 1        | 125       | 94        | 44         |
| Cambridge Eagles          | 16        | 6        | 9        | 1        | 97        | 130       | 42         |
| Chichester Crusaders      | 16        | 0        | 16       | 0        | 4         | 168       | 1          |
| <b>EAST DIVISION 3</b>    |           |          |          |          |           |           |            |
| Spencer 4                 | 12        | 10       | 2        | 0        | 115       | 47        | 44         |
| Hitchin 'A'               | 12        | 10       | 2        | 0        | 126       | 46        | 44         |
| Oxford Iroquois           | 12        | 8        | 3        | 1        | 95        | 77        | 39         |
| Epsom 2                   | 12        | 7        | 4        | 1        | 102       | 63        | 37         |
| Canterbury                | 12        | 4        | 8        | 0        | 84        | 83        | 32         |
| Walcourtian Blues 2       | 12        | 1        | 11       | 0        | 14        | 119       | 6          |
| Royal Holloway University | 12        | 1        | 11       | 0        | 11        | 112       | 6          |
| Brunel                    | 0         | 0        | 0        | 0        | 0         | 0         | 0          |
| <b>WEST DIVISION 1</b>    |           |          |          |          |           |           |            |
| Bath                      | 20        | 19       | 1        | 0        | 273       | 72        | 78         |
| Cheltenham                | 20        | 19       | 1        | 0        | 225       | 46        | 78         |
| Bristol Bombers 2         | 19        | 12       | 7        | 0        | 144       | 83        | 54         |
| Plymouth Privateers       | 18        | 11       | 7        | 0        | 148       | 99        | 54         |
| Bath 2                    | 20        | 10       | 10       | 0        | 133       | 107       | 52         |
| Warwick University        | 20        | 8        | 12       | 0        | 83        | 129       | 35         |
| Exeter University         | 18        | 7        | 11       | 0        | 75        | 126       | 35         |
| Southampton               | 18        | 6        | 12       | 0        | 81        | 161       | 34         |
| Birmingham                | 19        | 6        | 13       | 0        | 58        | 131       | 34         |
| Plymouth University       | 18        | 6        | 12       | 0        | 66        | 159       | 32         |
| Bournemouth               | 20        | 1        | 19       | 0        | 29        | 202       | 10         |

**2018-19 SOUTH OF ENGLAND MEN'S LACROSSE ASSOCIATION**

|                              | <u>GP</u> | <u>W</u> | <u>L</u> | <u>T</u> | <u>GF</u> | <u>GA</u> | <u>PTS</u> |
|------------------------------|-----------|----------|----------|----------|-----------|-----------|------------|
| <b>PREMIER DIVISION</b>      |           |          |          |          |           |           |            |
| Hampstead                    | 12        | 12       | 0        | 0        | 224       | 55        | 48         |
| Hillcroft                    | 12        | 9        | 3        | 0        | 160       | 82        | 42         |
| Spencer                      | 12        | 7        | 4        | 1        | 129       | 73        | 39         |
| Walcourtian Blues            | 12        | 5        | 5        | 2        | 101       | 106       | 36         |
| Hitchin                      | 12        | 4        | 6        | 2        | 97        | 131       | 34         |
| Welwyn Warriors              | 12        | 2        | 9        | 1        | 112       | 125       | 29         |
| Cambridge University         | 12        | 0        | 12       | 0        | 20        | 271       | 19         |
| <b>DIVISION 1</b>            |           |          |          |          |           |           |            |
| Spencer 2                    | 12        | 10       | 1        | 1        | 131       | 57        | 45         |
| London Raptors               | 12        | 9        | 3        | 0        | 120       | 53        | 42         |
| Hillcroft 'A'                | 12        | 7        | 3        | 2        | 108       | 69        | 40         |
| Reading Wildcats             | 12        | 5        | 5        | 2        | 95        | 73        | 36         |
| East Grinstead               | 12        | 5        | 7        | 0        | 96        | 108       | 32         |
| Bristol Bombers              | 12        | 2        | 9        | 1        | 62        | 119       | 23         |
| Cardiff Harlequins           | 12        | 1        | 11       | 0        | 15        | 148       | 14         |
| <b>DIVISION 2</b>            |           |          |          |          |           |           |            |
| Cheltenham                   | 13        | 7        | 3        | 3        | 98        | 84        | 43         |
| Oxford University            | 12        | 8        | 2        | 2        | 119       | 70        | 42         |
| Epsom                        | 13        | 5        | 6        | 2        | 88        | 107       | 38         |
| Spencer 3                    | 12        | 7        | 5        | 0        | 102       | 83        | 36         |
| Purley                       | 12        | 5        | 6        | 1        | 75        | 82        | 35         |
| Bath                         | 12        | 4        | 7        | 1        | 86        | 94        | 33         |
| Hillcroft 'B'                | 12        | 2        | 9        | 1        | 63        | 111       | 23         |
| <b>EAST NORTH DIVISION</b>   |           |          |          |          |           |           |            |
| Camden Capybaras             | 10        | 9        | 1        | 0        | 94        | 46        | 38         |
| Welwyn Warriors 2            | 10        | 8        | 2        | 0        | 108       | 35        | 36         |
| Buckhurst Hill               | 10        | 5        | 5        | 0        | 76        | 66        | 28         |
| Milton Keynes                | 10        | 3        | 7        | 0        | 50        | 67        | 26         |
| London University            | 10        | 4        | 6        | 0        | 66        | 96        | 24         |
| Hitchin 'A'                  | 10        | 1        | 9        | 0        | 35        | 119       | 13         |
| <b>EAST SOUTH DIVISION 1</b> |           |          |          |          |           |           |            |
| Canterbury City              | 12        | 12       | 0        | 0        | 144       | 31        | 48         |
| Guildford Gators             | 12        | 7        | 5        | 0        | 97        | 113       | 38         |
| East Grinstead 'A'           | 12        | 5        | 7        | 0        | 100       | 93        | 32         |
| Brighton Panthers            | 12        | 0        | 12       | 0        | 27        | 131       | 10         |
| <b>EAST SOUTH DIVISION 2</b> |           |          |          |          |           |           |            |
| Spencer 4                    | 7         | 7        | 0        | 0        | 82        | 26        | 28         |
| Epsom 2                      | 8         | 3        | 4        | 1        | 45        | 59        | 23         |
| Reading Wildcats 2           | 7         | 0        | 6        | 1        | 25        | 67        | 8          |
| <b>WEST NORTH DIVISION</b>   |           |          |          |          |           |           |            |
| Oxford Owls                  | 6         | 4        | 2        | 0        | 48        | 18        | 20         |
| Bristol Bombers 2            | 7         | 3        | 3        | 1        | 33        | 32        | 17         |
| Bath 2                       | 7         | 2        | 4        | 1        | 33        | 63        | 15         |
| Southampton                  | 6         | 3        | 3        | 0        | 37        | 38        | 12         |
| <b>WEST SOUTH DIVISION</b>   |           |          |          |          |           |           |            |
| Plymouth Privateers          | 6         | 4        | 2        | 0        | 48        | 26        | 16         |
| Exeter University            | 6         | 3        | 3        | 0        | 30        | 30        | 12         |
| Plymouth University          | 6         | 2        | 4        | 0        | 26        | 48        | 12         |

**2019-20 SOUTH OF ENGLAND MEN'S LACROSSE ASSOCIATION**

|                            | <u>GP</u> | <u>W</u> | <u>L</u> | <u>T</u> | <u>GF</u> | <u>GA</u> | <u>PTS</u> |
|----------------------------|-----------|----------|----------|----------|-----------|-----------|------------|
| <b>PREMIER DIVISION</b>    |           |          |          |          |           |           |            |
| Hampstead                  | 10        | 10       | 0        | 0        | 143       | 47        | 40         |
| Hillcroft                  | 10        | 8        | 2        | 0        | 113       | 73        | 36         |
| Spencer                    | 9         | 6        | 3        | 0        | 111       | 47        | 30         |
| Walcourtian Blues          | 9         | 3        | 6        | 0        | 74        | 90        | 23         |
| Hitchin                    | 8         | 3        | 5        | 0        | 49        | 84        | 22         |
| London Raptors             | 9         | 1        | 8        | 0        | 47        | 106       | 20         |
| Welwyn Warriors            | 9         | 1        | 8        | 0        | 36        | 126       | 20         |
| <b>DIVISION 1</b>          |           |          |          |          |           |           |            |
| Spencer 2                  | 9         | 9        | 0        | 0        | 111       | 35        | 36         |
| Reading Wildcats           | 8         | 4        | 2        | 2        | 60        | 52        | 26         |
| Oxford University          | 7         | 3        | 3        | 1        | 49        | 52        | 21         |
| Hillcroft 'A'              | 7         | 2        | 3        | 2        | 45        | 41        | 20         |
| Cambridge University       | 7         | 2        | 5        | 0        | 46        | 66        | 18         |
| Bristol Bombers            | 8         | 0        | 7        | 1        | 33        | 98        | 17         |
| <b>DIVISION 2</b>          |           |          |          |          |           |           |            |
| Spencer 3                  | 11        | 8        | 1        | 2        | 165       | 50        | 40         |
| Camden Capybaras           | 9         | 9        | 0        | 0        | 160       | 25        | 36         |
| East Grinstead             | 10        | 5        | 3        | 2        | 93        | 64        | 32         |
| Purley                     | 11        | 4        | 5        | 2        | 76        | 86        | 30         |
| Cheltenham                 | 9         | 5        | 4        | 0        | 88        | 49        | 28         |
| Oxford Owls                | 10        | 0        | 10       | 0        | 6         | 177       | 20         |
| Epsom                      | 8         | 0        | 8        | 0        | 14        | 151       | 16         |
| <b>EAST NORTH DIVISION</b> |           |          |          |          |           |           |            |
| Hitchin 'A'                | 7         | 7        | 0        | 0        | 97        | 24        | 28         |
| London University          | 7         | 6        | 1        | 0        | 70        | 34        | 26         |
| Welwyn Warriors 2          | 7         | 5        | 2        | 0        | 66        | 51        | 24         |
| Camden Capybaras 2         | 8         | 1        | 7        | 0        | 42        | 78        | 18         |
| Milton Keynes Minotaurs    | 7         | 2        | 5        | 0        | 29        | 61        | 18         |
| Buckhurst Hill             | 8         | 1        | 7        | 0        | 31        | 87        | 14         |
| <b>EAST SOUTH DIVISION</b> |           |          |          |          |           |           |            |
| Canterbury City            | 7         | 7        | 0        | 0        | 82        | 24        | 28         |
| London Raptors 2           | 7         | 5        | 2        | 0        | 82        | 45        | 22         |
| Guildford Gators           | 7         | 3        | 4        | 0        | 53        | 69        | 18         |
| Spencer 4                  | 5         | 1        | 3        | 1        | 34        | 49        | 13         |
| Reading Wildcats 2         | 7         | 0        | 6        | 1        | 27        | 81        | 11         |
| Hillcroft 'B'              | 3         | 1        | 2        | 0        | 26        | 36        | 8          |
| <b>WEST DIVISION</b>       |           |          |          |          |           |           |            |
| Bath                       | 6         | 6        | 0        | 0        | 60        | 0         | 24         |
| Plymouth University        | 3         | 1        | 2        | 0        | 10        | 20        | 4          |
| Exeter University          | 3         | 0        | 3        | 0        | 0         | 30        | 2          |
| Plymouth Privateers        | 2         | 0        | 2        | 0        | 0         | 20        | 0          |

*Walcourtian Blues had 1 point deducted*

*SEMLA suspended play on March 19, 2020 due to the COVID-19 coronavirus pandemic*

**2020-21 SOUTH OF ENGLAND MEN'S LACROSSE ASSOCIATION**

| PREMIER DIVISION         | <u>GP</u> | <u>W</u> | <u>L</u> | <u>T</u> | <u>GF</u> | <u>GA</u> | <u>PTS</u> |
|--------------------------|-----------|----------|----------|----------|-----------|-----------|------------|
| Hampstead                | 6         | 5        | 0        | 1        | 64        | 23        | 23         |
| Spencer                  | 6         | 4        | 1        | 1        | 81        | 29        | 21         |
| Hillcroft                | 4         | 2        | 0        | 2        | 44        | 18        | 14         |
| Hitchin                  | 5         | 3        | 2        | 0        | 36        | 34        | 14         |
| Walcountian Blues        | 6         | 2        | 4        | 0        | 33        | 53        | 12         |
| Welwyn Warriors          | 6         | 1        | 5        | 0        | 18        | 62        | 10         |
| London Raptors           | 5         | 0        | 5        | 0        | 9         | 66        | 6          |
| <br>                     |           |          |          |          |           |           |            |
| DIVISION 1               | <u>GP</u> | <u>W</u> | <u>L</u> | <u>T</u> | <u>GF</u> | <u>GA</u> | <u>PTS</u> |
| Spencer 2                | 5         | 5        | 0        | 0        | 61        | 23        | 20         |
| Camden Capybaras         | 5         | 3        | 1        | 1        | 47        | 25        | 17         |
| Reading Wildcats         | 5         | 3        | 2        | 0        | 39        | 35        | 16         |
| Hillcroft 'A'            | 5         | 2        | 3        | 0        | 34        | 40        | 14         |
| Spencer 3                | 5         | 1        | 3        | 1        | 33        | 46        | 13         |
| Cambridge University     | 5         | 0        | 5        | 0        | 16        | 61        | 10         |
| Oxford University        | 0         | 0        | 0        | 0        | 0         | 0         | 0          |
| <br>                     |           |          |          |          |           |           |            |
| DIVISION 2               | <u>GP</u> | <u>W</u> | <u>L</u> | <u>T</u> | <u>GF</u> | <u>GA</u> | <u>PTS</u> |
| East Grinstead           | 6         | 4        | 2        | 0        | 52        | 36        | 20         |
| Bristol Bombers          | 5         | 4        | 1        | 0        | 46        | 31        | 18         |
| Hitchin 'A'              | 5         | 4        | 1        | 0        | 49        | 39        | 18         |
| Cheltenham               | 5         | 2        | 3        | 0        | 37        | 38        | 12         |
| Bath                     | 4         | 1        | 2        | 1        | 24        | 24        | 11         |
| Purley                   | 4         | 1        | 3        | 0        | 24        | 38        | 10         |
| Canterbury City          | 5         | 0        | 4        | 1        | 14        | 40        | 9          |
| <br>                     |           |          |          |          |           |           |            |
| EAST NORTH DIVISION      | <u>GP</u> | <u>W</u> | <u>L</u> | <u>T</u> | <u>GF</u> | <u>GA</u> | <u>PTS</u> |
| Camden Capybaras 2       | 5         | 5        | 0        | 0        | 59        | 11        | 20         |
| Buckhurst Hill           | 4         | 3        | 1        | 0        | 33        | 28        | 14         |
| Milton Keynes Minotaurs  | 4         | 2        | 2        | 0        | 32        | 27        | 12         |
| London University        | 3         | 2        | 1        | 0        | 26        | 9         | 10         |
| Welwyn Warriors 2        | 8         | 0        | 8        | 0        | 6         | 81        | 2          |
| <br>                     |           |          |          |          |           |           |            |
| EAST SOUTH DIVISION      | <u>GP</u> | <u>W</u> | <u>L</u> | <u>T</u> | <u>GF</u> | <u>GA</u> | <u>PTS</u> |
| Hillcroft 'B'            | 4         | 3        | 1        | 0        | 48        | 22        | 14         |
| Spencer 4                | 4         | 3        | 1        | 0        | 37        | 30        | 14         |
| Reading Wildcats 2       | 3         | 1        | 2        | 0        | 30        | 31        | 8          |
| Guildford Gators         | 2         | 1        | 1        | 0        | 17        | 21        | 6          |
| Camden Capybaras 3       | 3         | 0        | 3        | 0        | 14        | 42        | 6          |
| London Raptors 2         | 0         | 0        | 0        | 0        | 0         | 0         | 0          |
| <br>                     |           |          |          |          |           |           |            |
| WEST DIVISION            | <u>GP</u> | <u>W</u> | <u>L</u> | <u>T</u> | <u>GF</u> | <u>GA</u> | <u>PTS</u> |
| Camborne School of Mines | 0         | 0        | 0        | 0        | 0         | 0         | 0          |
| Exeter University        | 0         | 0        | 0        | 0        | 0         | 0         | 0          |
| Plymouth Privateers      | 0         | 0        | 0        | 0        | 0         | 0         | 0          |
| Plymouth University      | 0         | 0        | 0        | 0        | 0         | 0         | 0          |

*Some SEMLA games unplayed and declared void due to the COVID-19 coronavirus pandemic*

**2021-22 SOUTH OF ENGLAND MEN'S LACROSSE ASSOCIATION**

|                            | <u>GP</u> | <u>W</u> | <u>L</u> | <u>T</u> | <u>GF</u> | <u>GA</u> | <u>PTS</u> |
|----------------------------|-----------|----------|----------|----------|-----------|-----------|------------|
| <b>PREMIER DIVISION</b>    |           |          |          |          |           |           |            |
| Spencer                    | 12        | 11       | 1        | 0        | 191       | 45        | 46         |
| Hampstead                  | 12        | 10       | 1        | 1        | 196       | 77        | 45         |
| Hillcroft                  | 12        | 7        | 5        | 0        | 105       | 87        | 34         |
| Walcountian Blues          | 12        | 5        | 7        | 0        | 108       | 124       | 34         |
| Hitchin                    | 12        | 4        | 7        | 1        | 75        | 109       | 33         |
| Camden Capybaras           | 11        | 3        | 8        | 0        | 71        | 140       | 28         |
| Reading Wildcats           | 11        | 0        | 11       | 0        | 37        | 201       | 22         |
| <b>DIVISION 1</b>          |           |          |          |          |           |           |            |
| Spencer 2                  | 14        | 14       | 0        | 0        | 230       | 36        | 56         |
| East Grinstead             | 14        | 10       | 4        | 0        | 142       | 124       | 48         |
| Spencer 3                  | 14        | 6        | 7        | 1        | 110       | 102       | 41         |
| Welwyn Warriors            | 13        | 6        | 5        | 2        | 103       | 98        | 40         |
| Hillcroft 'A'              | 13        | 4        | 9        | 0        | 97        | 141       | 34         |
| London Raptors             | 12        | 4        | 7        | 1        | 77        | 111       | 33         |
| Cambridge University       | 13        | 3        | 8        | 2        | 76        | 135       | 30         |
| Oxford University          | 13        | 3        | 10       | 0        | 64        | 152       | 24         |
| <b>DIVISION 2</b>          |           |          |          |          |           |           |            |
| Cheltenham                 | 8         | 8        | 0        | 0        | 98        | 46        | 32         |
| Camden Capybaras 2         | 8         | 4        | 4        | 0        | 68        | 66        | 24         |
| Bristol Bombers            | 6         | 3        | 3        | 0        | 47        | 44        | 18         |
| Bath                       | 7         | 0        | 7        | 0        | 36        | 87        | 12         |
| Hitchin 'A'                | 5         | 2        | 3        | 0        | 37        | 43        | 12         |
| Purley                     | 0         | 0        | 0        | 0        | 0         | 0         | 0          |
| <b>EAST NORTH DIVISION</b> |           |          |          |          |           |           |            |
| Oxford City                | 8         | 8        | 0        | 0        | 81        | 28        | 32         |
| Buckhurst Hill             | 8         | 6        | 2        | 0        | 75        | 41        | 28         |
| Camden Capybaras 3         | 9         | 1        | 6        | 2        | 55        | 71        | 22         |
| Milton Keynes Minotaurs    | 8         | 1        | 6        | 1        | 38        | 71        | 19         |
| London University          | 9         | 3        | 5        | 1        | 35        | 73        | 17         |
| <b>EAST SOUTH DIVISION</b> |           |          |          |          |           |           |            |
| Canterbury City            | 9         | 9        | 0        | 0        | 91        | 15        | 36         |
| Hillcroft 'B'              | 7         | 5        | 2        | 0        | 79        | 28        | 24         |
| Spencer 4                  | 7         | 4        | 3        | 0        | 45        | 27        | 22         |
| Kent Stags                 | 7         | 2        | 5        | 0        | 25        | 66        | 12         |
| Guildford Gators           | 9         | 2        | 7        | 0        | 13        | 76        | 8          |
| Reading Wildcats 2         | 5         | 0        | 5        | 0        | 4         | 45        | 4          |

**2022-23 SOUTH OF ENGLAND MEN'S LACROSSE ASSOCIATION**

|                         | <u>GP</u> | <u>W</u> | <u>L</u> | <u>T</u> | <u>GF</u> | <u>GA</u> | <u>PTS</u> |
|-------------------------|-----------|----------|----------|----------|-----------|-----------|------------|
| <b>PREMIER DIVISION</b> |           |          |          |          |           |           |            |
| Hampstead*              | 10        | 9        | 1        | 0        | 149       | 73        | 38         |
| Spencer                 | 10        | 9        | 1        | 0        | 177       | 49        | 38         |
| Hillcroft               | 10        | 5        | 5        | 0        | 86        | 136       | 30         |
| Camden Capybaras        | 10        | 3        | 6        | 1        | 102       | 146       | 27         |
| Walcountian Blues       | 10        | 1        | 7        | 2        | 79        | 139       | 24         |
| Hitchin                 | 10        | 1        | 8        | 1        | 63        | 113       | 23         |
| <b>DIVISION 1</b>       |           |          |          |          |           |           |            |
| Spencer 2               | 14        | 14       | 0        | 0        | 233       | 29        | 56         |
| Cheltenham              | 14        | 8        | 4        | 2        | 125       | 100       | 46         |
| Spencer 3               | 14        | 9        | 5        | 0        | 111       | 107       | 46         |
| Reading Wildcats        | 14        | 7        | 4        | 3        | 116       | 101       | 45         |
| Welwyn Warriors         | 14        | 6        | 7        | 1        | 122       | 144       | 41         |
| Purley Raptors          | 14        | 5        | 7        | 2        | 103       | 128       | 40         |
| East Grinstead          | 14        | 3        | 11       | 0        | 96        | 165       | 34         |
| Hillcroft 2             | 14        | 0        | 14       | 0        | 49        | 181       | 22         |
| <b>DIVISION 2</b>       |           |          |          |          |           |           |            |
| Bristol Bombers         | 6         | 6        | 0        | 0        | 60        | 8         | 24         |
| Camden Capybaras 2      | 6         | 4        | 2        | 0        | 50        | 23        | 20         |
| Canterbury City         | 6         | 2        | 4        | 0        | 20        | 40        | 8          |
| Oxford University       | 6         | 0        | 6        | 0        | 3         | 62        | 4          |

|                         |           |          |          |          |           |           |            |
|-------------------------|-----------|----------|----------|----------|-----------|-----------|------------|
| DIVISION 2B             | <u>GP</u> | <u>W</u> | <u>L</u> | <u>T</u> | <u>GF</u> | <u>GA</u> | <u>PTS</u> |
| Bath                    | 4         | 3        | 1        | 0        | 47        | 20        | 14         |
| Oxford City             | 4         | 3        | 1        | 0        | 29        | 33        | 14         |
| Buckhurst Hill          | 4         | 0        | 4        | 0        | 22        | 45        | 8          |
| DIVISION 2 EAST         | <u>GP</u> | <u>W</u> | <u>L</u> | <u>T</u> | <u>GF</u> | <u>GA</u> | <u>PTS</u> |
| Camden Capybaras 2      | 6         | 6        | 0        | 0        | 85        | 8         | 24         |
| Buckhurst Hill          | 6         | 3        | 3        | 0        | 30        | 38        | 18         |
| Canterbury City         | 6         | 3        | 3        | 0        | 28        | 50        | 18         |
| Cambridge University    | 6         | 0        | 6        | 0        | 7         | 54        | 4          |
| DIVISION 2 WEST         | <u>GP</u> | <u>W</u> | <u>L</u> | <u>T</u> | <u>GF</u> | <u>GA</u> | <u>PTS</u> |
| Bristol Bombers         | 6         | 5        | 1        | 0        | 95        | 33        | 22         |
| Oxford University       | 6         | 3        | 3        | 0        | 49        | 64        | 18         |
| Bath                    | 6         | 2        | 4        | 0        | 52        | 78        | 16         |
| Oxford City             | 6         | 2        | 4        | 0        | 40        | 61        | 16         |
| DIVISION 3              | <u>GP</u> | <u>W</u> | <u>L</u> | <u>T</u> | <u>GF</u> | <u>GA</u> | <u>PTS</u> |
| Camden Capybaras 3      | 11        | 9        | 2        | 0        | 103       | 31        | 40         |
| Spencer 4               | 12        | 9        | 3        | 0        | 97        | 56        | 40         |
| Milton Keynes Minotaurs | 11        | 5        | 6        | 0        | 87        | 68        | 32         |
| Guildford Gators        | 11        | 6        | 5        | 0        | 90        | 65        | 30         |
| Oxford City 2           | 12        | 5        | 7        | 0        | 66        | 103       | 30         |
| Kent Stags              | 11        | 6        | 5        | 0        | 61        | 61        | 26         |
| London University       | 12        | 0        | 12       | 0        | 0         | 120       | 0          |

**SOUTH OF ENGLAND MEN'S LACROSSE ASSOCIATION – SENIOR CHAMPIONS**

|      | <u>Division 1 Champion</u>                   |
|------|--|
| 1884 | <b>London</b>                                |
| 1885 | <b>Leys School</b>                           |
| 1886 | <b>Clapton</b>                               |
| 1887 | <b>Cambridge University</b>                  |
| 1888 | <b>Leys School</b>                           |
| 1889 | <b>Clapton</b>                               |
| 1890 | <b>West London</b>                           |
| 1891 | <b>Clapton</b>                               |
| 1892 | <b>Clapton</b>                               |
| 1893 | <b>West London</b>                           |
| 1894 | <b>Snaresbrook</b>                           |
| 1895 | <b>Snaresbrook</b>                           |
| 1896 | <b>Surbiton</b>                              |
| 1897 | <b>West London</b>                           |
| 1898 | <b>Surbiton</b>                              |
| 1899 | <b>West London</b>                           |
| 1900 | <b>Woodford</b>                              |
| 1901 | <b>Woodford</b>                              |
| 1902 | <b>Woodford</b>                              |
| 1903 | <b>Woodford</b>                              |
| 1904 | <b>Catford</b>                               |
| 1905 | <b>Surbiton</b>                              |
| 1906 | <b>Surbiton</b>                              |
| 1907 | <b>Surbiton</b>                              |
| 1908 | <b>Surbiton</b>                              |
| 1909 | <b>Catford</b>                               |
| 1910 | <b>Catford</b>                               |
| 1911 | <b>Lee</b>                                   |
| 1912 | <b>Lee</b>                                   |
| 1913 | <b>Lee</b>                                   |
| 1914 | <b>Lee</b>                                   |
| 1915 | <i>no competition due to First World War</i> |
| 1916 | <i>no competition due to First World War</i> |
| 1917 | <i>no competition due to First World War</i> |
| 1918 | <i>no competition due to First World War</i> |
| 1919 | <i>no competition due to First World War</i> |
| 1920 | <i>no competition due to First World War</i> |
| 1921 | <b>Lee</b>                                   |
| 1922 | <b>Lee</b>                                   |
| 1923 | <b>Oxford</b>                                |
| 1924 | <b>Hampstead</b>                             |
| 1925 | <b>Buckhurst Hill</b>                        |
| 1926 | <b>Buckhurst Hill</b>                        |

**SOUTH OF ENGLAND MEN'S LACROSSE ASSOCIATION – TIER I CHAMPIONS**

|      | <u>Division 1 Champion</u> |
|------|----------------------------|
| 1927 | <b>Oxford University</b>   |
| 1928 |                            |
| 1929 |                            |
| 1930 | <b>Oxford University</b>   |
| 1931 |                            |
| 1932 |                            |
| 1933 |                            |

|      |   |
|------|---|
| 1934 |   |
| 1935 |   |
| 1936 |   |
| 1937 | <b>Willoughby</b>                             |
| 1938 | <b>Willoughby</b>                             |
| 1939 | <b>Hampstead</b>                              |
| 1940 | <i>no competition due to Second World War</i> |
| 1941 | <i>no competition due to Second World War</i> |
| 1942 | <i>no competition due to Second World War</i> |
| 1943 | <i>no competition due to Second World War</i> |
| 1944 | <i>no competition due to Second World War</i> |
| 1945 | <i>no competition due to Second World War</i> |
| 1946 | <i>no competition due to Second World War</i> |
| 1947 | <b>Hampstead</b>                              |
| 1948 | <b>Cambridge University</b>                   |
| 1949 | <b>Cambridge University</b>                   |
| 1950 | <b>Cambridge University</b>                   |
| 1951 | <b>Oxford University</b>                      |
| 1952 | <b>Purley</b>                                 |
| 1953 | <b>Purley</b>                                 |
| 1954 | <b>Purley</b>                                 |
| 1955 | <b>Hampstead</b>                              |
| 1956 | <b>Purley</b>                                 |
| 1957 | <b>Kenton</b>                                 |
| 1958 | <b>Kenton</b>                                 |
| 1959 | <b>Kenton</b>                                 |
| 1960 | <b>Purley</b>                                 |
| 1961 | <b>London University</b>                      |
| 1962 | <b>Purley</b>                                 |
| 1963 | <b>Purley</b>                                 |
| 1964 | <b>London University</b>                      |
| 1965 | <b>Purley</b>                                 |
| 1966 | <b>Lee</b>                                    |
| 1967 | <b>Lee</b>                                    |
| 1968 | <b>Lee</b>                                    |
| 1969 | <b>Lee</b>                                    |
| 1970 | <b>Lee</b>                                    |
| 1971 | <b>Lee</b>                                    |
| 1972 | <b>Lee</b>                                    |
| 1973 | <b>Lee</b>                                    |
| 1974 | <b>Lee</b>                                    |
| 1975 | <b>Lee</b>                                    |
| 1976 | <b>Hampstead</b>                              |
| 1977 | <b>Hampstead</b>                              |
| 1978 | <b>Buckhurst Hill / Hampstead</b>             |
| 1979 | <b>Oxford University</b>                      |
| 1980 | <b>Oxford University</b>                      |
| 1981 | <b>Hampstead</b>                              |
| 1982 | <b>Hampstead</b>                              |
| 1983 | <b>Kenton</b>                                 |
| 1984 | <b>Hampstead</b>                              |
| 1985 | <b>Hampstead</b>                              |
| 1986 | <b>Hampstead</b>                              |
| 1987 | <b>Hampstead</b>                              |
| 1988 | <b>Hampstead</b>                              |
| 1989 | <b>Hampstead</b>                              |



|          |                             |
|----------|-----------------------------|
| 1990     | <b>Purley</b>               |
| 1991     | <b>Kenton</b>               |
| 1992     | <b>Hampstead</b>            |
| 1993     | <b>Bath</b>                 |
| 1994     | <b>Hillcroft</b>            |
| 1995     | <b>Kenton</b>               |
| 1996     | <b>Kenton</b>               |
| 1997     | <b>Kenton</b>               |
|          | <br>                        |
|          | <u>Premiership Champion</u> |
| 1998     | <b>Purley</b>               |
| 1999     | <b>Kenton</b>               |
|          | <br>                        |
|          | <u>Division 1 Champion</u>  |
| 2000     | <b>Purley</b>               |
| 2001     | <b>Purley</b>               |
| 2002     | <b>Purley</b>               |
| 2003     | <b>Purley</b>               |
| 2004     | <b>Purley</b>               |
| 2005     | <b>Hampstead</b>            |
|          | <br>                        |
|          | <u>Premiership Champion</u> |
| 2005-06  | <b>Hitchin</b>              |
| 2006-07  | <b>Hitchin</b>              |
| 2007-08  | <b>Hampstead</b>            |
| 2008-09  | <b>Hampstead</b>            |
| 2009-10  | <b>Welwyn Warriors</b>      |
| 2010-11  | <b>Walcountian Blues</b>    |
| 2011-12  | <b>Hampstead</b>            |
| 2012-13  | <b>Spencer</b>              |
| 2013-14  | <b>Walcountian Blues</b>    |
| 2014-15  | <b>Spencer</b>              |
| 2015-16  | <b>Spencer</b>              |
| 2016-17  | <b>Hampstead</b>            |
| 2017-18  | <b>Hampstead</b>            |
| 2018-19  | <b>Hampstead</b>            |
| 2019-20* | <b>Hampstead</b>            |
| 2020-21  | <b>Hampstead</b>            |
| 2021-22  | <b>Spencer</b>              |
| 2022-23  | <b>Hampstead</b>            |

*\* NOTE: SEMLA suspended play on March 19, 2020 due to the COVID-19 coronavirus pandemic. Divisional leaders at the time of suspension of play declared champions – with Camden Copybaras declared Division 2 champions on account of better head-to-head record versus Spencer 3*

**SOUTH OF ENGLAND MEN'S LACROSSE ASSOCIATION – TIER II CHAMPIONS**

|      | <u>Division 2 Champion</u>   |
|------|------------------------------|
| 1958 | <b>Henry Thornton School</b> |
| 1959 | <b>Henry Thornton School</b> |
| 1960 | <b>Bristol University</b>    |
| 1961 | <b>Buckhurst Hill 'A'</b>    |
| 1962 | <b>Hampstead</b>             |
| 1963 | <b>Cambridge Eagles</b>      |
| 1964 | <b>Beckenham</b>             |
| 1965 | <b>Lee 'A'</b>               |
| 1966 | <b>Cambridge Eagles</b>      |
| 1967 | <b>Purley 'A'</b>            |
| 1968 | <b>Lee 'A'</b>               |
| 1969 | <b>Croydon</b>               |
| 1970 | <b>Lee 'A'</b>               |
| 1971 | <b>Croydon</b>               |
| 1972 | <b>London University</b>     |
| 1973 | <b>Kenton</b>                |
| 1974 | <b>Purley 'A'</b>            |
| 1975 | <b>Hampstead 'A'</b>         |
| 1976 | <b>Hampstead 'A'</b>         |
| 1977 | <b>Hampstead 'A'</b>         |
| 1978 | <b>Hampstead 'A'</b>         |
| 1979 | <b>St. Helier</b>            |
| 1980 | <b>Hillcroft</b>             |
| 1981 | <b>Cambridge University</b>  |
| 1982 | <b>Lee 'A'</b>               |
| 1983 | <b>Beckenham</b>             |
| 1984 | <b>Hampstead 'A'</b>         |
| 1985 | <b>Kenton 'A'</b>            |
| 1986 | <b>Oxford University</b>     |
| 1987 | <b>Bath</b>                  |
| 1988 | <b>Beckenham</b>             |
| 1989 | <b>Beckenham</b>             |
| 1990 | <b>Hillcroft</b>             |
| 1991 | <b>Cambridge University</b>  |
| 1992 | <b>Croydon</b>               |
| 1993 | <b>Beckenham</b>             |
| 1994 | <b>Oxford University</b>     |
| 1995 | <b>Hampstead</b>             |
| 1996 | <b>Oxford University</b>     |
| 1997 | <b>Beckenham</b>             |

|      | <u>Division 1 Champion</u> |
|------|----------------------------|
| 1998 | <b>Croydon</b>             |
| 1999 | <b>Hitchin</b>             |

|      | <u>Division 2 Champion</u> |
|------|----------------------------|
| 2000 | <b>Bath</b>                |
| 2001 | <b>Penarth</b>             |
| 2002 | <b>Reading</b>             |
| 2003 | <b>Hitchin</b>             |
| 2004 | <b>Walcountian Blues</b>   |
| 2005 | <b>Bath</b>                |

|          | <u>East 1 Champion</u>     | <u>West 1 Champion</u>     | <u>Midlands Champion</u> |
|----------|----------------------------|----------------------------|--------------------------|
| 2005-06  | Welwyn Warriors            | Oxford University          | Birmingham Bulls         |
| 2006-07  | East Grinstead             | Swansea Hawks              | Loughborough University  |
| 2007-08  | Welwyn Warriors            | Bath                       | Loughborough University  |
| 2008-09  | Croydon                    | Bath                       |                          |
| 2009-10  | Brighton Panthers          | Cardiff Harlequins         |                          |
| 2010-11  | Cambridge University       | Bristol Bombers            |                          |
| 2011-12  | East Grinstead             | Bath                       |                          |
| 2012-13  | Spencer 2                  | Bristol Bombers            |                          |
| 2013-14  | Reading Wildcats 2         | Cardiff Harlequins         |                          |
| 2014-15  | Spencer 2                  | Cardiff Harlequins         |                          |
| 2015-16  | Spencer 2                  | Bath                       |                          |
| 2016-17  | Hillcroft 'A'              | Bath                       |                          |
| 2017-18  | Spencer 2                  | Bath                       |                          |
|          | <u>Division 1 Champion</u> | <u>Division 2 Champion</u> |                          |
| 2018-19  | Spencer 2                  | Cheltenham                 |                          |
| 2019-20* | Spencer 2                  | Camden Capybaras           |                          |
| 2020-21  | Spencer 2                  | East Grinstead             |                          |
| 2021-22  | Spencer 2                  | Cheltenham                 |                          |
| 2022-23  | Spencer 2                  | Bristol Bombers            |                          |

*\* NOTE: SEMLA suspended play on March 19, 2020 due to the COVID-19 coronavirus pandemic. Divisional leaders at the time of suspension of play declared champions – with Camden Capybaras declared Division 2 champions on account of better head-to-head record versus Spencer 3*

**ABERYSTWYTH UNIVERSITY**

|         |                                 | <u>DIV</u> | <u>GP</u> | <u>W</u> | <u>L</u> | <u>T</u> | <u>GF</u> | <u>GA</u> | <u>PTS</u> |
|---------|---------------------------------|------------|-----------|----------|----------|----------|-----------|-----------|------------|
| 2005-06 | University of Wales Aberystwyth | Mid        | 9         | 2        | 6        | 1        | 30        | 73        | 13         |
| 2006-07 | University of Wales Aberystwyth | Mid        | 12        | 5        | 7        | 0        | 34        | 129       | 20         |
| 2007-08 | Aberystwyth University          | Mid        | 11        | 1        | 10       | 0        | 22        | 154       | 9          |
| 2008-09 | Aberystwyth University          | West 2     | 11        | 1        | 10       | 0        | 27        | 130       | 9          |
| 2009-10 | Aberystwyth University          | West 2     | 15        | 3        | 12       | 0        | 48        | 108       | 15         |
| 2010-11 | Aberystwyth University          | West 2     | 14        | 0        | 14       | 0        | 15        | 216       | 14         |
| 2011-12 | Aberystwyth University          | West 2     | 11        | 1        | 10       | 0        | 30        | 109       | 12         |
| 2012-13 | Aberystwyth University          | West 2     | 14        | 8        | 6        | 0        | 74        | 67        | 28         |
| 2013-14 | Aberystwyth University          | West 2     | 20        | 12       | 8        | 0        | 133       | 85        | 39         |

**ADDISCOMBE**

|         |            | <u>DIV</u> | <u>GP</u> | <u>W</u> | <u>L</u> | <u>T</u> | <u>GF</u> | <u>GA</u> | <u>PTS</u> |
|---------|------------|------------|-----------|----------|----------|----------|-----------|-----------|------------|
| 1967-68 | Addiscombe | Div 1      | 10        | 2        | 7        | 1        | 51        | 99        | 5          |
| 1968-69 | Addiscombe | Div 1      | 14        | 3        | 11       | 0        | 90        | 161       | 6          |

**AVERY HILL**

|         |            | <u>DIV</u> | <u>GP</u> | <u>W</u> | <u>L</u> | <u>T</u> | <u>GF</u> | <u>GA</u> | <u>PTS</u> |
|---------|------------|------------|-----------|----------|----------|----------|-----------|-----------|------------|
| 1967-68 | Avery Hill | Div 2      | 22        | 16       | 4        | 2        | 88        | 30        | 34         |
| 1968-69 | Avery Hill | Div 2      | 10        | 0        | 10       | 0        | 24        | 96        | 0          |

**BARNET**

|         |        | <u>DIV</u> | <u>GP</u> | <u>W</u> | <u>L</u> | <u>T</u> | <u>GF</u> | <u>GA</u> | <u>PTS</u> |
|---------|--------|------------|-----------|----------|----------|----------|-----------|-----------|------------|
| 1977-78 | Barnet | Div 3      | 19        | 16       | 3        | 0        | 171       | 85        | 51         |
| 1978-79 | Barnet | Div 3      | 17        | 17       | 0        | 0        | 217       | 77        | 51         |
| 1979-80 | Barnet | Div 2      | 17        | 12       | 5        | 0        | 171       | 128       | 24         |

**BARNET 'A'**

|         |            | <u>DIV</u> | <u>GP</u> | <u>W</u> | <u>L</u> | <u>T</u> | <u>GF</u> | <u>GA</u> | <u>PTS</u> |
|---------|------------|------------|-----------|----------|----------|----------|-----------|-----------|------------|
| 1979-80 | Barnet 'A' | Div 3      | 19        | 11       | 8        | 0        | 124       | 126       | 39         |

**BATH**

|         |      | <u>DIV</u> | <u>GP</u> | <u>W</u> | <u>L</u> | <u>T</u> | <u>GF</u> | <u>GA</u> | <u>PTS</u> |
|---------|------|------------|-----------|----------|----------|----------|-----------|-----------|------------|
| 1983-84 | Bath | Div 4      | 12        | 3        | 9        | 0        | 44        | 60        | 15         |
| 1984-85 | Bath | Div 4      | 18        | 15       | 3        | 0        | 97        | 50        | 48         |
| 1986-87 | Bath | Div 2      | 18        | 17       | 1        | 0        | 256       | 54        | 34         |
| 1987-88 | Bath | Div 1      | 16        | 12       | 2        | 2        | 164       | 104       | 26         |
| 1988-89 | Bath | Conf A     | 7         | 5        | 2        | 0        | 108       | 41        | 10         |
| 1988-89 | Bath | Div 1      | 7         | 4        | 3        | 0        | 58        | 61        | 6½         |
| 1989-90 | Bath | Conf A     | 7         | 5        | 2        | 0        | 80        | 41        | 10         |
| 1989-90 | Bath | U Conf     | 9         | 6        | 3        | 0        | 110       | 115       | 12         |
| 1990-91 | Bath | Div 1      | 15        | 10       | 5        | 0        | 166       | 134       | 20         |
| 1991-92 | Bath | Div 1      | 16        | 10       | 6        | 0        | 132       | 117       | 20         |
| 1992-93 | Bath | Div 1      | 16        | 15       | 1        | 0        | 234       | 121       | 30         |
| 1993-94 | Bath | Div 1      | 16        | 9        | 7        | 0        | 117       | 101       | 16         |
| 1994-95 | Bath | Div 1      | 14        | 9        | 4        | 1        | 118       | 104       | 19         |
| 1995-96 | Bath | Div 1      | 16        | 5        | 11       | 0        | 100       | 116       | 7          |
| 1996-97 | Bath | Div 1      | 18        | 7        | 10       | 1        | 113       | 142       | 12         |
| 1997-98 | Bath | Premier    | 16        | 10       | 6        | 0        | 105       | 147       | 19         |
| 1998-99 | Bath | Premier    | 16        | 8        | 8        | 0        | 125       | 168       | 16         |
| 1999-00 | Bath | Div 2      | 10        | 10       | 0        | 0        | 169       | 34        | 20         |
| 2000-01 | Bath | Div 1      | 14        | 2        | 11       | 1        | 81        | 192       | 5          |
| 2001-02 | Bath | Div 2      | 15        | 6        | 9        | 0        | 144       | 174       | 26         |
| 2002-03 | Bath | Div 2      | 16        | 6        | 9        | 1        | 135       | 135       | 26         |
| 2003-04 | Bath | Div 2      | 18        | 10       | 8        | 0        | 195       | 126       | 37         |
| 2004-05 | Bath | Div 2      | 17        | 11       | 4        | 2        | 224       | 131       | 41         |
| 2005-06 | Bath | Premier    | 16        | 6        | 10       | 0        | 127       | 163       | 28         |
| 2006-07 | Bath | Premier    | 16        | 2        | 13       | 1        | 87        | 191       | 20         |
| 2007-08 | Bath | West 1     | 12        | 10       | 1        | 1        | 159       | 72        | 33         |
| 2008-09 | Bath | West 1     | 16        | 14       | 1        | 1        | 204       | 65        | 45         |

|          |      |         |    |    |    |   |     |     |    |
|----------|------|---------|----|----|----|---|-----|-----|----|
| 2009-10  | Bath | Premier | 18 | 1  | 17 | 0 | 141 | 273 | 20 |
| 2010-11  | Bath | West 1  | 14 | 10 | 4  | 0 | 178 | 56  | 34 |
| 2011-12  | Bath | West 1  | 14 | 14 | 0  | 0 | 243 | 40  | 42 |
| 2012-13  | Bath | West 1  | 14 | 12 | 2  | 0 | 224 | 40  | 38 |
| 2013-14  | Bath | West 1  | 11 | 9  | 2  | 0 | 169 | 65  | 29 |
| 2014-15  | Bath | West 1  | 14 | 11 | 2  | 1 | 181 | 59  | 36 |
| 2015-16  | Bath | West 1  | 12 | 12 | 0  | 0 | 114 | 28  | 48 |
| 2016-17  | Bath | West 1  | 14 | 14 | 0  | 0 | 167 | 40  | 56 |
| 2017-18  | Bath | West 1  | 20 | 19 | 1  | 0 | 273 | 72  | 78 |
| 2018-19  | Bath | Div 2   | 12 | 4  | 7  | 1 | 86  | 94  | 33 |
| 2019-20* | Bath | West    | 6  | 6  | 0  | 0 | 60  | 0   | 24 |
| 2020-21  | Bath | Div 2   | 4  | 1  | 2  | 1 | 24  | 24  | 11 |
| 2021-22  | Bath | Div 2   | 7  | 0  | 7  | 0 | 36  | 87  | 12 |
| 2022-23  | Bath | Div 2B  | 4  | 3  | 1  | 0 | 47  | 20  | 14 |
| 2022-23  | Bath | Div 2W  | 6  | 2  | 4  | 0 | 52  | 78  | 16 |

### BATH 'A'

|         |          | <u>DIV</u> | <u>GP</u> | <u>W</u> | <u>L</u> | <u>T</u> | <u>GF</u> | <u>GA</u> | <u>PTS</u> |
|---------|----------|------------|-----------|----------|----------|----------|-----------|-----------|------------|
| 1986-87 | Bath 'A' | Div 3      | 14        | 8        | 6        | 0        | 31        | 41        | 16         |
| 1987-88 | Bath 'A' | Div 3      | 16        | 15       | 0        | 1        | 110       | 56        | 31         |
| 1988-89 | Bath 'A' | L Conf S   | 14        | 14       | 0        | 0        | 107       | 21        | 25½        |
| 1988-89 | Bath 'A' | Div 2      | 6         | 5        | 0        | 1        | 61        | 21        | 11         |
| 1989-90 | Bath 'A' | Div 3      | 19        | 11       | 7        | 1        | 71        | 30        | 37         |
| 1990-91 | Bath 'A' | Div 3      | 18        | 16       | 2        | 0        | 155       | 50        | 49         |
| 1991-92 | Bath 'A' | Div 2      | 16        | 1        | 15       | 0        | 21        | 138       | 0          |
| 1992-93 | Bath 'A' | Div 3      | 14        | 5        | 9        | 0        | 32        | 51        | 23         |
| 1993-94 | Bath 'A' | Div 3      | 11        | 3        | 8        | 0        | 27        | 96        | 15         |
| 1994-95 | Bath 'A' | Div 3      | 14        | 3        | 11       | 0        | 43        | 98        | 18         |

### BATH 2

|         |        | <u>DIV</u> | <u>GP</u> | <u>W</u> | <u>L</u> | <u>T</u> | <u>GF</u> | <u>GA</u> | <u>PTS</u> |
|---------|--------|------------|-----------|----------|----------|----------|-----------|-----------|------------|
| 2008-09 | Bath 2 | West 2     | 12        | 4        | 7        | 1        | 85        | 90        | 18         |
| 2009-10 | Bath 2 | West 2     | 14        | 9        | 5        | 0        | 100       | 73        | 32         |
| 2010-11 | Bath 2 | West 2     | 14        | 9        | 5        | 0        | 98        | 107       | 32         |
| 2011-12 | Bath 2 | West 2     | 14        | 11       | 3        | 0        | 135       | 59        | 36         |
| 2012-13 | Bath 2 | West 1     | 14        | 5        | 9        | 0        | 65        | 151       | 22         |
| 2013-14 | Bath 2 | West 1     | 10        | 1        | 9        | 0        | 23        | 182       | 11         |
| 2014-15 | Bath 2 | West 1     | 14        | 0        | 14       | 0        | 34        | 196       | 13         |
| 2015-16 | Bath 2 | West 2     | 10        | 8        | 2        | 0        | 91        | 56        | 36         |
| 2016-17 | Bath 2 | West 1     | 15        | 11       | 3        | 1        | 125       | 62        | 51         |
| 2017-18 | Bath 2 | West 1     | 20        | 10       | 10       | 0        | 133       | 107       | 52         |
| 2018-19 | Bath 2 | West N     | 7         | 2        | 4        | 1        | 33        | 63        | 15         |

### BATH 3

|         |        | <u>DIV</u> | <u>GP</u> | <u>W</u> | <u>L</u> | <u>T</u> | <u>GF</u> | <u>GA</u> | <u>PTS</u> |
|---------|--------|------------|-----------|----------|----------|----------|-----------|-----------|------------|
| 2012-13 | Bath 3 | West 2     | 13        | 4        | 9        | 0        | 59        | 107       | 17         |
| 2013-14 | Bath 3 | West 2     | 12        | 5        | 7        | 0        | 57        | 73        | 19         |

### BATH UNIVERSITY

|         |                 | <u>DIV</u> | <u>GP</u> | <u>W</u> | <u>L</u> | <u>T</u> | <u>GF</u> | <u>GA</u> | <u>PTS</u> |
|---------|-----------------|------------|-----------|----------|----------|----------|-----------|-----------|------------|
| 1994-95 | Bath University | Div 3      | 8         | 4        | 4        | 0        | 28        | 31        | 14         |
| 1995-96 | Bath University | Div 2      | 14        | 8        | 6        | 0        | 51        | 49        | 14         |
| 1997-98 | Bath University | Div 2      | 17        | 11       | 6        | 0        | 39        | 56        | 22         |
| 1998-99 | Bath University | Div 2      | 11        | 4        | 7        | 0        | 27        | 78        | 8          |
| 1999-00 | Bath University | Div 3      | 8         | 2        | 6        | 0        | 20        | 76        | 4          |
| 2000-01 | Bath University | Div 2      | 14        | 1        | 13       | 0        | 17        | 72        | 0          |
| 2001-02 | Bath University | Div 3      | 11        | 3        | 7        | 1        | 72        | 109       | 16         |
| 2002-03 | Bath University | Div 3      | 14        | 7        | 7        | 0        | 135       | 101       | 27         |
| 2003-04 | Bath University | Div 3      | 20        | 17       | 3        | 0        | 227       | 99        | 54         |
| 2004-05 | Bath University | Div 2      | 17        | 4        | 13       | 0        | 81        | 198       | 21         |
| 2005-06 | Bath University | West       | 16        | 7        | 9        | 0        | 124       | 98        | 30         |
| 2007-08 | Bath University | West 1     | 12        | 3        | 9        | 0        | 60        | 128       | 18         |
| 2006-07 | Bath University | West       | 18        | 7        | 10       | 1        | 122       | 158       | 33         |

**BECKENHAM**

|         |           | <u>DIV</u> | <u>GP</u> | <u>W</u> | <u>L</u> | <u>T</u> | <u>GF</u> | <u>GA</u> | <u>PTS</u> |
|---------|-----------|------------|-----------|----------|----------|----------|-----------|-----------|------------|
| 1960-61 | Beckenham | Div 2      | 20        | 12       | 8        | 0        | 110       | 122       | 24         |
| 1961-62 | Beckenham | Div 2      | 9         | 5        | 4        | 0        | 57        | 65        | 10         |
| 1963-64 | Beckenham | Div 2      | 20        | 20       | 0        | 0        | 159       | 44        | 40         |
| 1964-65 | Beckenham | Div 1      | 14        | 4        | 10       | 0        | 60        | 145       | 8          |
| 1965-66 | Beckenham | Div 1      | 12        | 3        | 9        | 0        | 71        | 109       | 6          |
| 1966-67 | Beckenham | Div 1      | 10        | 0        | 10       | 0        | 23        | 103       | 0          |
| 1967-68 | Beckenham | Div 2      | 16        | 8        | 7        | 1        | 124       | 72        | 17         |
| 1968-69 | Beckenham | Div 2      | 12        | 10       | 1        | 1        | 112       | 50        | 21         |
| 1968-69 | Beckenham | Div 3      | 16        | 6        | 6        | 4        | 81        | 103       | 16         |
| 1969-70 | Beckenham | Div 1      | 16        | 3        | 11       | 2        | 117       | 207       | 8          |
| 1970-71 | Beckenham | Div 1      | 15        | 2        | 11       | 2        | 92        | 251       | 6          |
| 1971-72 | Beckenham | Div 1      | 18        | 3        | 15       | 0        | 76        | 188       | 6          |
| 1972-73 | Beckenham | Div 2      | 17        | 10       | 6        | 1        | 189       | 113       | 21         |
| 1973-74 | Beckenham | Div 2      | 18        | 12       | 6        | 0        | 149       | 119       | 24         |
| 1974-75 | Beckenham | Div 2      | 15        | 10       | 5        | 0        | 129       | 66        | 20         |
| 1975-76 | Beckenham | Div 2      | 18        | 7        | 10       | 1        | 108       | 111       | 15         |
| 1976-77 | Beckenham | Div 2      | 18        | 9        | 8        | 1        | 168       | 160       | 19         |
| 1977-78 | Beckenham | Div 2      | 17        | 4        | 12       | 1        | 129       | 153       | 8          |
| 1978-79 | Beckenham | Div 2      | 18        | 9        | 9        | 0        | 102       | 178       | 18         |
| 1979-80 | Beckenham | Div 2      | 17        | 5        | 9        | 3        | 125       | 153       | 12         |
| 1980-81 | Beckenham | Div 2      | 10        | 6        | 1        | 3        | 144       | 108       | 15         |
| 1981-82 | Beckenham | Div 2      | 18        | 9        | 7        | 2        | 163       | 121       | 20         |
| 1983-84 | Beckenham | Div 1      | 17        | 10       | 5        | 2        | 129       | 125       | 22         |
| 1984-85 | Beckenham | Div 1      | 18        | 9        | 8        | 1        | 157       | 157       | 18         |
| 1986-87 | Beckenham | Div 2      | 18        | 13       | 5        | 0        | 229       | 70        | 26         |
| 1987-88 | Beckenham | Div 2      | 18        | 17       | 1        | 0        | 135       | 53        | 34         |
| 1988-89 | Beckenham | Div 2      | 5         | 5        | 0        | 0        | 50        | 21        | 9½         |
| 1988-89 | Beckenham | Conf B     | 6         | 2        | 3        | 1        | 36        | 51        | 5          |
| 1989-90 | Beckenham | U Conf     | 7         | 0        | 7        | 0        | 33        | 63        | 0          |
| 1989-90 | Beckenham | Conf A     | 7         | 5        | 2        | 0        | 92        | 31        | 9          |
| 1990-91 | Beckenham | Div 1      | 15        | 4        | 10       | 1        | 101       | 117       | 7          |
| 1991-92 | Beckenham | Div 2      | 14        | 11       | 2        | 1        | 140       | 62        | 23         |
| 1992-93 | Beckenham | Div 2      | 15        | 14       | 1        | 0        | 149       | 43        | 28         |
| 1993-94 | Beckenham | Div 1      | 16        | 3        | 13       | 0        | 108       | 200       | 6          |
| 1994-95 | Beckenham | Div 2      | 18        | 15       | 2        | 1        | 133       | 66        | 31         |
| 1995-96 | Beckenham | Div 1      | 16        | 2        | 13       | 1        | 75        | 167       | 4          |
| 1996-97 | Beckenham | Div 2      | 16        | 15       | 1        | 0        | 114       | 43        | 30         |
| 1997-98 | Beckenham | Div 1      | 19        | 10       | 8        | 1        | 111       | 136       | 21         |
| 1998-99 | Beckenham | Premier    | 16        | 6        | 10       | 0        | 69        | 125       | 12         |
| 1999-00 | Beckenham | Div 1      | 15        | 1        | 14       | 0        | 22        | 72        | 0          |

**BECKENHAM 'A'**

|         |               | <u>DIV</u> | <u>GP</u> | <u>W</u> | <u>L</u> | <u>T</u> | <u>GF</u> | <u>GA</u> | <u>PTS</u> |
|---------|---------------|------------|-----------|----------|----------|----------|-----------|-----------|------------|
| 1962-63 | Beckenham 'A' | Div 2      | 15        | 11       | 2        | 2        | 89        | 31        | 24         |
| 1963-64 | Beckenham 'A' | Div 2      | 20        | 6        | 13       | 1        | 57        | 99        | 13         |
| 1964-65 | Beckenham 'A' | Div 2      | 23        | 10       | 13       | 0        | 60        | 125       | 20         |
| 1965-66 | Beckenham 'A' | Div 2      | 22        | 6        | 16       | 0        | 92        | 149       | 12         |
| 1967-68 | Beckenham 'A' | Div 2      | 21        | 12       | 9        | 0        | 77        | 86        | 24         |
| 1969-70 | Beckenham 'A' | Div 3      | 12        | 7        | 5        | 0        | 55        | 70        | 14         |
| 1970-71 | Beckenham 'A' | Div 3      | 18        | 3        | 15       | 0        | 22        | 22        | 6          |
| 1974-75 | Beckenham 'A' | Div 3      | 11        |          |          |          |           |           | 0          |
| 1975-76 | Beckenham 'A' | Div 3      | 22        | 5        | 17       | 0        | 67        | 139       | 10         |
| 1977-78 | Beckenham 'A' | Div 3      | 20        | 4        | 16       | 0        | 44        | 178       | 21         |
| 1978-79 | Beckenham 'A' | Div 3      | 17        | 3        | 14       | 0        | 56        | 116       | 18         |
| 1979-80 | Beckenham 'A' | Div 3      | 18        | 10       | 8        | 0        | 130       | 137       | 38         |
| 1980-81 | Beckenham 'A' | Div 3      | 8         | 2        | 6        | 0        | 33        | 41        | 4          |
| 1981-82 | Beckenham 'A' | Div 3      | 18        | 5        | 12       | 1        | 72        | 105       | 7          |
| 1983-84 | Beckenham 'A' | Div 3      | 18        | 6        | 9        | 3        | 121       | 106       | 14         |
| 1984-85 | Beckenham 'A' | Div 3      | 14        | 13       | 1        | 0        | 205       | 41        | 26         |
| 1986-87 | Beckenham 'A' | Div 3      | 16        | 12       | 2        | 2        | 110       | 48        | 26         |
| 1988-89 | Beckenham 'A' | Div 3      | 3         | 2        | 1        | 0        | 31        | 8         | 4          |
| 1988-89 | Beckenham 'A' | L Conf S   | 13        | 4        | 9        | 0        | 17        | 23        | 4          |
| 1989-90 | Beckenham 'A' | Div 3      | 20        | 9        | 11       | 0        | 71        | 54        | 29         |
| 1990-91 | Beckenham 'A' | Div 3      | 16        | 7        | 7        | 2        | 58        | 64        | 28         |
| 1962-63 | Beckenham 'B' | Div 2      | 12        | 5        | 6        | 1        | 52        | 42        | 11         |
| 1976-77 | Beckenham 'B' | Div 3      | 22        | 7        | 13       | 2        | 81        | 176       | 37         |

**BECKENHAM 'B'**

|                       | <u>DIV</u> | <u>GP</u> | <u>W</u> | <u>L</u> | <u>T</u> | <u>GF</u> | <u>GA</u> | <u>PTS</u> |
|-----------------------|------------|-----------|----------|----------|----------|-----------|-----------|------------|
| 1984-85 Beckenham 'B' | Div 4      | 18        | 16       | 2        | 0        | 123       | 53        | 50         |

**BEXLEYBEATH**

|                     | <u>DIV</u> | <u>GP</u> | <u>W</u> | <u>L</u> | <u>T</u> | <u>GF</u> | <u>GA</u> | <u>PTS</u> |
|---------------------|------------|-----------|----------|----------|----------|-----------|-----------|------------|
| 1978-79 Bexleybeath | Div 2      | 15        | 12       | 2        | 1        | 139       | 83        | 25         |
| 1979-80 Bexleybeath | Div 2      | 16        | 10       | 6        | 0        | 132       | 125       | 20         |
| 1975-76 Bexleyheath | Div 2      | 18        | 14       | 2        | 2        | 191       | 112       | 30         |
| 1976-77 Bexleyheath | Div 1      | 18        | 6        | 11       | 1        | 114       | 186       | 13         |
| 1977-78 Bexleyheath | Div 1      | 18        | 1        | 17       | 0        | 86        | 279       | 2          |
| 1980-81 Bexleyheath | Div 2      | 17        | 5        | 11       | 1        | 134       | 170       | 11         |
| 1981-82 Bexleyheath | Div 2      | 18        | 2        | 16       | 0        | 90        | 207       | 4          |
| 1983-84 Bexleyheath | Div 2      | 17        | 7        | 10       | 0        | 101       | 169       | 14         |
| 1984-85 Bexleyheath | Div 2      | 16        | 4        | 12       | 0        | 57        | 136       | 5          |

**BEXLEYBEATH 'A'**

|                         | <u>DIV</u> | <u>GP</u> | <u>W</u> | <u>L</u> | <u>T</u> | <u>GF</u> | <u>GA</u> | <u>PTS</u> |
|-------------------------|------------|-----------|----------|----------|----------|-----------|-----------|------------|
| 1975-76 Bexleyheath 'A' | Div 3      | 22        | 16       | 6        | 0        | 117       | 72        | 32         |
| 1976-77 Bexleyheath 'A' | Div 3      | 20        | 15       | 3        | 2        | 102       | 72        | 52         |
| 1977-78 Bexleyheath 'A' | Div 3      | 22        | 11       | 10       | 1        | 84        | 120       | 43         |
| 1978-79 Bexleyheath 'A' | Div 3      | 17        | 12       | 4        | 1        | 166       | 104       | 42         |
| 1979-80 Bexleyheath 'A' | Div 3      | 19        | 11       | 7        | 1        | 108       | 106       | 42         |
| 1980-81 Bexleyheath 'A' | Div 3      | 9         | 1        | 7        | 1        | 32        | 99        | 2          |
| 1981-82 Bexleyheath 'A' | Div 3      | 18        | 0        | 16       | 2        | 9         | 34        | 0          |
| 1983-84 Bexleyheath 'A' | Div 4      | 12        | 6        | 6        | 0        | 37        | 32        | 19         |

**BEXLEYBEATH 'B'**

|                         | <u>DIV</u> | <u>GP</u> | <u>W</u> | <u>L</u> | <u>T</u> | <u>GF</u> | <u>GA</u> | <u>PTS</u> |
|-------------------------|------------|-----------|----------|----------|----------|-----------|-----------|------------|
| 1980-81 Bexleyheath 'B' | Div 4      | 20        | 1        | 19       | 0        | 12        | 25        | 3          |

**BIRMINGHAM**

|                            | <u>DIV</u> | <u>GP</u> | <u>W</u> | <u>L</u> | <u>T</u> | <u>GF</u> | <u>GA</u> | <u>PTS</u> |
|----------------------------|------------|-----------|----------|----------|----------|-----------|-----------|------------|
| 2005-06 Birmingham Bulls   | Mid        | 12        | 10       | 2        | 0        | 116       | 27        | 32         |
| 2006-07 Birmingham Bulls   | Mid        | 12        | 6        | 5        | 1        | 144       | 90        | 25         |
| 2007-08 Birmingham Bulls   | Mid        | 14        | 11       | 3        | 0        | 176       | 69        | 36         |
| 2009-10 Birmingham Bulls   | West 2     | 16        | 4        | 12       | 0        | 45        | 117       | 14         |
| 2010-11 Birmingham Bulls   | West 2     | 14        | 13       | 1        | 0        | 193       | 36        | 40         |
| 2011-12 Birmingham City    | West 1     | 13        | 11       | 2        | 0        | 152       | 64        | 35         |
| 2012-13 Birmingham City    | West 1     | 11        | 6        | 5        | 0        | 74        | 49        | 19         |
| 2013-14 Birmingham City    | West 1     | 11        | 8        | 3        | 0        | 130       | 56        | 27         |
| 2014-15 Birmingham City    | West 1     | 12        | 7        | 5        | 0        | 100       | 86        | 26         |
| 2015-16 Birmingham Cowboys | West 1     | 11        | 6        | 5        | 0        | 61        | 57        | 30         |
| 2016-17 Birmingham Cowboys | West 1     | 13        | 4        | 8        | 1        | 63        | 83        | 27         |
| 2017-18 Birmingham         | West 1     | 19        | 6        | 13       | 0        | 58        | 131       | 34         |

**BOURNEMOUTH**

|                     | <u>DIV</u> | <u>GP</u> | <u>W</u> | <u>L</u> | <u>T</u> | <u>GF</u> | <u>GA</u> | <u>PTS</u> |
|---------------------|------------|-----------|----------|----------|----------|-----------|-----------|------------|
| 1999-00 Bournemouth | Div 3      | 8         | 2        | 6        | 0        | 31        | 36        | 4          |
| 2013-14 Bournemouth | West 2     | 19        | 17       | 2        | 0        | 179       | 35        | 51         |
| 2014-15 Bournemouth | West 1     | 14        | 5        | 9        | 0        | 71        | 118       | 21         |
| 2015-16 Bournemouth | West 1     | 12        | 3        | 9        | 0        | 35        | 79        | 24         |
| 2016-17 Bournemouth | West 2     | 7         | 0        | 7        | 0        | 7         | 60        | 4          |
| 2017-18 Bournemouth | West 1     | 20        | 1        | 19       | 0        | 29        | 202       | 10         |

**BOURNEMOUTH UNIVERSITY**

|                                | <u>DIV</u> | <u>GP</u> | <u>W</u> | <u>L</u> | <u>T</u> | <u>GF</u> | <u>GA</u> | <u>PTS</u> |
|--------------------------------|------------|-----------|----------|----------|----------|-----------|-----------|------------|
| 2011-12 Bournemouth University | West 2     | 13        | 5        | 8        | 0        | 50        | 112       | 22         |

**BRIGHTON**

|         |          | <u>DIV</u> | <u>GP</u> | <u>W</u> | <u>L</u> | <u>T</u> | <u>GF</u> | <u>GA</u> | <u>PTS</u> |
|---------|----------|------------|-----------|----------|----------|----------|-----------|-----------|------------|
| 1988-89 | Brighton | Div 2      | 5         | 2        | 3        | 0        | 46        | 47        | 3          |
| 1988-89 | Brighton | L Conf S   | 12        | 5        | 7        | 0        | 53        | 63        | 6          |
| 1989-90 | Brighton | Conf A     | 7         | 1        | 6        | 0        | 13        | 29        | 0          |

**BRIGHTON PANTHERS**

|         |                   | <u>DIV</u> | <u>GP</u> | <u>W</u> | <u>L</u> | <u>T</u> | <u>GF</u> | <u>GA</u> | <u>PTS</u> |
|---------|-------------------|------------|-----------|----------|----------|----------|-----------|-----------|------------|
| 2007-08 | Brighton Panthers | East 2     | 16        | 14       | 2        | 0        | 209       | 60        | 44         |
| 2008-09 | Brighton Panthers | East 1     | 17        | 11       | 6        | 0        | 156       | 84        | 39         |
| 2009-10 | Brighton Panthers | East 1     | 18        | 15       | 1        | 2        | 168       | 53        | 48         |
| 2010-11 | Brighton Panthers | East 1     | 14        | 6        | 6        | 2        | 96        | 97        | 28         |
| 2011-12 | Brighton Panthers | East 1     | 18        | 1        | 16       | 1        | 41        | 209       | 13         |
| 2012-13 | Brighton Panthers | East 2     | 14        | 6        | 8        | 0        | 86        | 109       | 23         |
| 2013-14 | Brighton Panthers | East 2     | 16        | 8        | 8        | 0        | 109       | 117       | 31         |
| 2014-15 | Brighton Panthers | East 2     | 18        | 11       | 5        | 2        | 187       | 105       | 42         |
| 2015-16 | Brighton Panthers | East 2     | 16        | 11       | 4        | 1        | 143       | 72        | 53         |
| 2016-17 | Brighton Panthers | East 2     | 18        | 9        | 8        | 1        | 107       | 92        | 46         |
| 2017-18 | Brighton Panthers | East 2     | 16        | 13       | 2        | 1        | 181       | 95        | 59         |
| 2018-19 | Brighton Panthers | East S1    | 12        | 0        | 12       | 0        | 27        | 131       | 10         |

**BRISTOL BOMBERS**

|          |                 | <u>DIV</u> | <u>GP</u> | <u>W</u> | <u>L</u> | <u>T</u> | <u>GF</u> | <u>GA</u> | <u>PTS</u> |
|----------|-----------------|------------|-----------|----------|----------|----------|-----------|-----------|------------|
| 2007-08  | Bristol Bombers | West 1     | 12        | 7        | 5        | 0        | 112       | 92        | 24         |
| 2008-09  | Bristol Bombers | West 1     | 16        | 10       | 6        | 0        | 147       | 102       | 35         |
| 2009-10  | Bristol Bombers | West 1     | 14        | 12       | 2        | 0        | 146       | 63        | 37         |
| 2010-11  | Bristol Bombers | West 1     | 14        | 13       | 0        | 1        | 218       | 46        | 41         |
| 2011-12  | Bristol Bombers | Premier    | 18        | 2        | 15       | 1        | 74        | 187       | 23         |
| 2012-13  | Bristol Bombers | West 1     | 16        | 16       | 0        | 0        | 223       | 28        | 48         |
| 2013-14  | Bristol Bombers | Premier    | 18        | 4        | 13       | 1        | 119       | 184       | 27         |
| 2014-15  | Bristol Bombers | Premier    | 17        | 6        | 11       | 0        | 89        | 189       | 29         |
| 2015-16  | Bristol Bombers | Premier    | 18        | 3        | 13       | 2        | 93        | 199       | 42         |
| 2016-17  | Bristol Bombers | Premier    | 18        | 5        | 12       | 1        | 89        | 188       | 43         |
| 2017-18  | Bristol Bombers | Premier    | 18        | 8        | 10       | 0        | 112       | 203       | 50         |
| 2018-19  | Bristol Bombers | Div 1      | 12        | 2        | 9        | 1        | 62        | 119       | 23         |
| 2019-20* | Bristol Bombers | Div 1      | 8         | 0        | 7        | 1        | 33        | 98        | 17         |
| 2020-21  | Bristol Bombers | Div 2      | 5         | 4        | 1        | 0        | 46        | 31        | 18         |
| 2021-22  | Bristol Bombers | Div 2      | 6         | 3        | 3        | 0        | 47        | 44        | 18         |
| 2022-23  | Bristol Bombers | Div 2      | 6         | 6        | 0        | 0        | 60        | 8         | 24         |
| 2022-23  | Bristol Bombers | Div 2W     | 6         | 5        | 1        | 0        | 95        | 33        | 22         |

**BRISTOL BOMBERS 2**

|         |                   | <u>DIV</u> | <u>GP</u> | <u>W</u> | <u>L</u> | <u>T</u> | <u>GF</u> | <u>GA</u> | <u>PTS</u> |
|---------|-------------------|------------|-----------|----------|----------|----------|-----------|-----------|------------|
| 2009-10 | Bristol Bombers 2 | West 2     | 13        | 6        | 6        | 1        | 70        | 70        | 25         |
| 2010-11 | Bristol Bombers 2 | West 2     | 14        | 10       | 3        | 1        | 173       | 67        | 35         |
| 2011-12 | Bristol Bombers 2 | West 1     | 11        | 3        | 8        | 0        | 45        | 136       | 14         |
| 2012-13 | Bristol Bombers 2 | West 2     | 13        | 11       | 2        | 0        | 138       | 55        | 35         |
| 2013-14 | Bristol Bombers 2 | West 1     | 10        | 2        | 7        | 1        | 63        | 124       | 14         |
| 2014-15 | Bristol Bombers 2 | West 1     | 14        | 5        | 8        | 1        | 96        | 114       | 25         |
| 2015-16 | Bristol Bombers 2 | West 1     | 12        | 3        | 8        | 1        | 49        | 95        | 25         |
| 2016-17 | Bristol Bombers 2 | West 1     | 12        | 5        | 6        | 1        | 64        | 81        | 31         |
| 2017-18 | Bristol Bombers 2 | West 1     | 19        | 12       | 7        | 0        | 144       | 83        | 54         |
| 2018-19 | Bristol Bombers 2 | West N     | 7         | 3        | 3        | 1        | 33        | 32        | 17         |

**BRISTOL SHARKS**

|         |                | <u>DIV</u> | <u>GP</u> | <u>W</u> | <u>L</u> | <u>T</u> | <u>GF</u> | <u>GA</u> | <u>PTS</u> |
|---------|----------------|------------|-----------|----------|----------|----------|-----------|-----------|------------|
| 2005-06 | Bristol Sharks | West       | 16        | 8        | 8        | 0        | 143       | 117       | 31         |
| 2006-07 | Bristol Sharks | West       | 17        | 8        | 9        | 0        | 115       | 119       | 32         |
| 2007-08 | Bristol Sharks | West 2     | 14        | 8        | 4        | 2        | 96        | 53        | 31         |
| 2008-09 | Bristol Sharks | West 2     | 13        | 4        | 8        | 1        | 72        | 118       | 20         |



**BRISTOL UNIVERSITY**

|         |                    | <u>DIV</u> | <u>GP</u> | <u>W</u> | <u>L</u> | <u>T</u> | <u>GF</u> | <u>GA</u> | <u>PTS</u> |
|---------|--------------------|------------|-----------|----------|----------|----------|-----------|-----------|------------|
| 1959-60 | Bristol University | Div 2      | 16        | 16       | 0        | 0        | 81        | 22        | 32         |
| 1960-61 | Bristol University | Div 1      | 11        | 2        | 8        | 1        | 36        | 79        | 5          |
| 1961-62 | Bristol University | Div 1      | 14        | 3        | 11       | 0        | 38        | 126       | 6          |
| 1962-63 | Bristol University | Div 2      | 12        | 10       | 2        | 0        | 18        | 9         | 20         |
| 1963-64 | Bristol University | Div 2      | 20        | 10       | 10       | 0        | 81        | 74        | 20         |
| 1964-65 | Bristol University | Div 2      | 22        | 14       | 8        | 0        | 78        | 41        | 28         |

**BRUNEL**

|         |        | <u>DIV</u> | <u>GP</u> | <u>W</u> | <u>L</u> | <u>T</u> | <u>GF</u> | <u>GA</u> | <u>PTS</u> |
|---------|--------|------------|-----------|----------|----------|----------|-----------|-----------|------------|
| 2016-17 | Brunel | East 3     | 15        | 3        | 10       | 2        | 40        | 115       | 28         |
| 2017-18 | Brunel | East 3     | 0         | 0        | 0        | 0        | 0         | 0         | 0          |

**BUCKHURST HILL**

|         |                | <u>DIV</u> | <u>GP</u> | <u>W</u> | <u>L</u> | <u>T</u> | <u>GF</u> | <u>GA</u> | <u>PTS</u> |
|---------|----------------|------------|-----------|----------|----------|----------|-----------|-----------|------------|
| 1952-53 | Buckhurst Hill | Div 1      | 11        | 6        | 4        | 1        | 128       | 93        | 13         |
| 1953-54 | Buckhurst Hill | Div 1      | 11        | 2        | 7        | 2        | 53        | 88        | 6          |
| 1954-55 | Buckhurst Hill | Div 1      | 14        | 1        | 11       | 2        | 74        | 145       | 4          |
| 1955-56 | Buckhurst Hill | Div 1      | 14        | 9        | 5        | 0        | 146       | 105       | 18         |
| 1956-57 | Buckhurst Hill | Div 1      | 14        | 7        | 6        | 1        | 123       | 93        | 15         |
| 1957-58 | Buckhurst Hill | Div 1      | 16        | 10       | 6        | 0        | 158       | 118       | 20         |
| 1958-59 | Buckhurst Hill | Div 1      | 16        | 6        | 6        | 4        | 115       | 135       | 16         |
| 1959-60 | Buckhurst Hill | Div 1      | 12        | 5        | 7        | 0        | 57        | 89        | 10         |
| 1960-61 | Buckhurst Hill | Div 1      | 11        | 5        | 6        | 0        | 51        | 83        | 10         |
| 1961-62 | Buckhurst Hill | Div 1      | 14        | 3        | 10       | 1        | 42        | 86        | 7          |
| 1962-63 | Buckhurst Hill | Div 1      | 11        | 5        | 6        | 0        | 67        | 84        | 10         |
| 1963-64 | Buckhurst Hill | Div 1      | 14        | 2        | 11       | 1        | 78        | 102       | 5          |
| 1964-65 | Buckhurst Hill | Div 1      | 14        | 8        | 5        | 1        | 68        | 85        | 17         |
| 1965-66 | Buckhurst Hill | Div 1      | 11        | 1        | 10       | 0        | 49        | 146       | 2          |
| 1966-67 | Buckhurst Hill | Div 2      | 16        | 11       | 5        | 0        | 137       | 98        | 22         |
| 1967-68 | Buckhurst Hill | Div 2      | 15        | 13       | 2        | 0        | 142       | 63        | 26         |
| 1968-69 | Buckhurst Hill | Div 1      | 13        | 5        | 7        | 1        | 85        | 78        | 11         |
| 1969-70 | Buckhurst Hill | Div 1      | 16        | 9        | 6        | 1        | 136       | 117       | 19         |
| 1970-71 | Buckhurst Hill | Div 1      | 16        | 11       | 5        | 0        | 175       | 127       | 22         |
| 1971-72 | Buckhurst Hill | Div 1      | 18        | 9        | 8        | 1        | 137       | 153       | 19         |
| 1972-73 | Buckhurst Hill | Div 1      | 18        | 4        | 13       | 1        | 114       | 195       | 9          |
| 1973-74 | Buckhurst Hill | Div 1      | 18        | 7        | 11       | 0        | 129       | 186       | 14         |
| 1974-75 | Buckhurst Hill | Div 1      | 15        | 6        | 7        | 2        | 98        | 127       | 14         |
| 1975-76 | Buckhurst Hill | Div 1      | 18        | 5        | 13       | 0        | 94        | 185       | 10         |
| 1976-77 | Buckhurst Hill | Div 1      | 18        | 10       | 6        | 2        | 184       | 177       | 22         |
| 1977-78 | Buckhurst Hill | Div 1      | 18        | 15       | 3        | 0        | 231       | 135       | 30         |
| 1978-79 | Buckhurst Hill | Div 1      | 18        | 11       | 4        | 3        | 194       | 110       | 25         |
| 1979-80 | Buckhurst Hill | Div 1      | 18        | 12       | 6        | 0        | 228       | 154       | 24         |
| 1980-81 | Buckhurst Hill | Div 1      | 18        | 8        | 10       | 0        | 158       | 142       | 16         |
| 1981-82 | Buckhurst Hill | Div 1      | 16        | 9        | 6        | 1        | 139       | 114       | 19         |
| 1983-84 | Buckhurst Hill | Div 1      | 15        | 10       | 5        | 0        | 145       | 154       | 20         |
| 1984-85 | Buckhurst Hill | Div 1      | 18        | 6        | 10       | 2        | 138       | 197       | 14         |
| 1986-87 | Buckhurst Hill | Div 1      | 18        | 13       | 5        | 0        | 196       | 119       | 25         |
| 1987-88 | Buckhurst Hill | Div 1      | 16        | 8        | 8        | 0        | 148       | 156       | 15½        |
| 1988-89 | Buckhurst Hill | Conf B     | 6         | 3        | 2        | 1        | 98        | 56        | 7          |
| 1988-89 | Buckhurst Hill | Div 1      | 7         | 3        | 4        | 0        | 57        | 88        | 6          |
| 1989-90 | Buckhurst Hill | Conf A     | 7         | 3        | 4        | 0        | 60        | 69        | 6          |
| 1989-90 | Buckhurst Hill | L Conf     | 8         | 5        | 3        | 0        | 55        | 36        | 9          |
| 1990-91 | Buckhurst Hill | Div 2      | 16        | 10       | 5        | 1        | 149       | 100       | 20         |
| 1991-92 | Buckhurst Hill | Div 2      | 16        | 12       | 4        | 0        | 211       | 104       | 24         |
| 1992-93 | Buckhurst Hill | Div 1      | 16        | 6        | 10       | 0        | 131       | 152       | 11         |
| 1993-94 | Buckhurst Hill | Div 1      | 16        | 5        | 11       | 0        | 108       | 152       | 9          |
| 1994-95 | Buckhurst Hill | Div 1      | 15        | 4        | 10       | 1        | 92        | 180       | 9          |
| 1995-96 | Buckhurst Hill | Div 1      | 16        | 3        | 12       | 1        | 102       | 242       | 7          |
| 1996-97 | Buckhurst Hill | Div 1      | 17        | 5        | 12       | 0        | 58        | 173       | 8          |
| 1997-98 | Buckhurst Hill | Div 1      | 20        | 9        | 10       | 1        | 50        | 95        | 14         |
| 1998-99 | Buckhurst Hill | Div 1      | 14        | 2        | 12       | 0        | 19        | 56        | 0          |
| 1999-00 | Buckhurst Hill | Div 2      | 11        | 0        | 11       | 0        | 12        | 49        | 0          |
| 2000-01 | Buckhurst Hill | Div 2      | 16        | 5        | 11       | 0        | 51        | 83        | 10         |
| 2001-02 | Buckhurst Hill | Div 3      | 15        | 4        | 10       | 1        | 83        | 137       | 19         |

|          |                |        |    |    |    |   |     |     |    |
|----------|----------------|--------|----|----|----|---|-----|-----|----|
| 2002-03  | Buckhurst Hill | Div 3  | 15 | 13 | 2  | 0 | 213 | 76  | 41 |
| 2003-04  | Buckhurst Hill | Div 2  | 19 | 9  | 9  | 1 | 162 | 138 | 36 |
| 2004-05  | Buckhurst Hill | Div 2  | 17 | 7  | 9  | 1 | 160 | 190 | 32 |
| 2005-06  | Buckhurst Hill | East   | 13 | 12 | 1  | 0 | 235 | 64  | 37 |
| 2006-07  | Buckhurst Hill | East 1 | 14 | 9  | 4  | 1 | 167 | 107 | 33 |
| 2007-08  | Buckhurst Hill | East 1 | 16 | 6  | 10 | 0 | 83  | 128 | 24 |
| 2008-09  | Buckhurst Hill | East 1 | 18 | 3  | 15 | 0 | 92  | 160 | 22 |
| 2009-10  | Buckhurst Hill | East 1 | 16 | 8  | 8  | 0 | 100 | 80  | 30 |
| 2010-11  | Buckhurst Hill | East 1 | 14 | 4  | 10 | 0 | 68  | 98  | 22 |
| 2011-12  | Buckhurst Hill | East 1 | 18 | 13 | 3  | 2 | 166 | 107 | 46 |
| 2012-13  | Buckhurst Hill | East 1 | 15 | 11 | 3  | 1 | 135 | 98  | 38 |
| 2013-14  | Buckhurst Hill | East 1 | 16 | 11 | 5  | 0 | 139 | 95  | 38 |
| 2014-15  | Buckhurst Hill | East 1 | 14 | 4  | 8  | 2 | 70  | 109 | 23 |
| 2015-16  | Buckhurst Hill | East 1 | 17 | 8  | 9  | 0 | 138 | 155 | 50 |
| 2016-17  | Buckhurst Hill | East 1 | 16 | 3  | 13 | 0 | 92  | 200 | 38 |
| 2017-18  | Buckhurst Hill | East 2 | 16 | 9  | 6  | 1 | 125 | 94  | 44 |
| 2018-19  | Buckhurst Hill | East N | 10 | 5  | 5  | 0 | 76  | 66  | 28 |
| 2019-20* | Buckhurst Hill | East N | 8  | 1  | 7  | 0 | 31  | 87  | 14 |
| 2020-21  | Buckhurst Hill | East N | 4  | 3  | 1  | 0 | 33  | 28  | 14 |
| 2021-22  | Buckhurst Hill | East N | 8  | 6  | 2  | 0 | 75  | 41  | 28 |
| 2022-23  | Buckhurst Hill | Div 2B | 4  | 0  | 4  | 0 | 22  | 45  | 8  |
| 2022-23  | Buckhurst Hill | Div 2E | 6  | 3  | 3  | 0 | 30  | 38  | 18 |

### BUCKHURST HILL 'A'

|         |                    | <u>DIV</u> | <u>GP</u> | <u>W</u> | <u>L</u> | <u>T</u> | <u>GF</u> | <u>GA</u> | <u>PTS</u> |
|---------|--------------------|------------|-----------|----------|----------|----------|-----------|-----------|------------|
| 1968-69 | Buckhurst Hill 'A' | Div 3      | 15        | 10       | 4        | 1        | 62        | 52        | 21         |
| 1969-70 | Buckhurst Hill 'A' | Div 3      | 12        | 11       | 1        | 0        | 74        | 34        | 22         |
| 1970-71 | Buckhurst Hill 'A' | Div 2      | 15        | 7        | 6        | 2        | 130       | 124       | 16         |
| 1971-72 | Buckhurst Hill 'A' | Div 2      | 15        | 7        | 7        | 1        | 137       | 162       | 15         |
| 1972-73 | Buckhurst Hill 'A' | Div 2      | 18        | 8        | 8        | 2        | 134       | 148       | 18         |
| 1972-73 | Buckhurst Hill 'A' | Div 3      | 24        | 6        | 18       | 0        | 62        | 177       | 8          |
| 1973-74 | Buckhurst Hill 'A' | Div 2      | 18        | 8        | 10       | 0        | 178       | 175       | 16         |
| 1974-75 | Buckhurst Hill 'A' | Div 2      | 17        | 9        | 7        | 1        | 144       | 135       | 19         |
| 1975-76 | Buckhurst Hill 'A' | Div 2      | 18        | 7        | 10       | 1        | 102       | 126       | 15         |
| 1976-77 | Buckhurst Hill 'A' | Div 2      | 18        | 10       | 8        | 0        | 167       | 163       | 20         |
| 1977-78 | Buckhurst Hill 'A' | Div 2      | 18        | 9        | 7        | 2        | 166       | 122       | 20         |
| 1978-79 | Buckhurst Hill 'A' | Div 2      | 18        | 14       | 2        | 2        | 214       | 101       | 30         |
| 1979-80 | Buckhurst Hill 'A' | Div 2      | 18        | 12       | 4        | 2        | 240       | 160       | 26         |
| 1980-81 | Buckhurst Hill 'A' | Div 2      | 17        | 12       | 5        | 0        | 164       | 130       | 24         |
| 1981-82 | Buckhurst Hill 'A' | Div 2      | 18        | 7        | 9        | 2        | 142       | 153       | 15         |
| 1983-84 | Buckhurst Hill 'A' | Div 2      | 17        | 8        | 8        | 1        | 91        | 135       | 17         |
| 1984-85 | Buckhurst Hill 'A' | Div 2      | 18        | 8        | 9        | 1        | 128       | 118       | 16         |
| 1986-87 | Buckhurst Hill 'A' | Div 2      | 18        | 3        | 13       | 2        | 84        | 213       | 8          |
| 1987-88 | Buckhurst Hill 'A' | Div 2      | 17        | 5        | 12       | 0        | 109       | 131       | 8          |
| 1988-89 | Buckhurst Hill 'A' | Div 2      | 6         | 5        | 0        | 1        | 71        | 22        | 11         |
| 1988-89 | Buckhurst Hill 'A' | L Conf N   | 12        | 7        | 4        | 1        | 86        | 62        | 14         |
| 1989-90 | Buckhurst Hill 'A' | Div 3      | 20        | 6        | 14       | 0        | 89        | 96        | 26         |
| 1990-91 | Buckhurst Hill 'A' | Div 3      | 18        | 5        | 11       | 2        | 45        | 94        | 26         |
| 1991-92 | Buckhurst Hill 'A' | Div 3      | 16        | 5        | 11       | 0        | 21        | 40        | 17         |
| 1992-93 | Buckhurst Hill 'A' | Div 3      | 8         | 4        | 3        | 1        | 10        | 16        | 16         |
| 1993-94 | Buckhurst Hill 'A' | Div 3      | 11        | 3        | 8        | 0        | 13        | 15        | 10         |

### BUCKHURST HILL 'B'

|         |                    | <u>DIV</u> | <u>GP</u> | <u>W</u> | <u>L</u> | <u>T</u> | <u>GF</u> | <u>GA</u> | <u>PTS</u> |
|---------|--------------------|------------|-----------|----------|----------|----------|-----------|-----------|------------|
| 1970-71 | Buckhurst Hill 'B' | Div 3      | 18        | 12       | 5        | 1        | 106       | 77        | 25         |
| 1971-72 | Buckhurst Hill 'B' | Div 3      | 20        | 5        | 15       | 0        | 95        | 228       | 10         |
| 1973-74 | Buckhurst Hill 'B' | Div 3      | 21        | 8        | 12       | 1        | 68        | 181       | 17         |
| 1974-75 | Buckhurst Hill 'B' | Div 3      | 20        |          |          |          |           |           | 14         |
| 1975-76 | Buckhurst Hill 'B' | Div 3      | 22        | 4        | 18       | 0        | 135       | 308       | 8          |
| 1976-77 | Buckhurst Hill 'B' | Div 3      | 21        | 14       | 7        | 0        | 196       | 138       | 49         |
| 1977-78 | Buckhurst Hill 'B' | Div 3      | 20        | 14       | 4        | 2        | 143       | 73        | 49         |
| 1978-79 | Buckhurst Hill 'B' | Div 3      | 21        | 11       | 9        | 1        | 114       | 131       | 44         |
| 1979-80 | Buckhurst Hill 'B' | Div 3      | 21        | 20       | 0        | 1        | 260       | 89        | 62         |
| 1980-81 | Buckhurst Hill 'B' | Div 2      | 17        | 1        | 16       | 0        | 41        | 197       | 0          |
| 1981-82 | Buckhurst Hill 'B' | Div 3      | 18        | 13       | 5        | 0        | 129       | 92        | 25         |
| 1983-84 | Buckhurst Hill 'B' | Div 3      | 17        | 6        | 10       | 1        | 100       | 176       | 13         |

|         |                    |          |    |   |    |   |    |     |    |
|---------|--------------------|----------|----|---|----|---|----|-----|----|
| 1984-85 | Buckhurst Hill 'B' | Div 3    | 14 | 3 | 9  | 2 | 66 | 190 | 8  |
| 1986-87 | Buckhurst Hill 'B' | Div 3    | 16 | 3 | 13 | 0 | 46 | 113 | 1  |
| 1987-88 | Buckhurst Hill 'B' | Div 3    | 13 | 6 | 7  | 0 | 43 | 52  | 12 |
| 1988-89 | Buckhurst Hill 'B' | Div 3    | 6  | 2 | 4  | 0 | 34 | 27  | 1  |
| 1988-89 | Buckhurst Hill 'B' | L Conf N | 12 | 6 | 6  | 0 | 49 | 58  | 8  |

### BUCKHURST HILL 'C'

|         |                    | <u>DIV</u> | <u>GP</u> | <u>W</u> | <u>L</u> | <u>T</u> | <u>GF</u> | <u>GA</u> | <u>PTS</u> |
|---------|--------------------|------------|-----------|----------|----------|----------|-----------|-----------|------------|
| 1980-81 | Buckhurst Hill 'C' | Div 4      | 20        | 5        | 14       | 1        | 49        | 203       | 31         |
| 1981-82 | Buckhurst Hill 'C' | Div 4      | 16        | 4        | 12       | 0        | 60        | 180       | 24         |

### BUCKHURST HILL 2

|         |                  | <u>DIV</u> | <u>GP</u> | <u>W</u> | <u>L</u> | <u>T</u> | <u>GF</u> | <u>GA</u> | <u>PTS</u> |
|---------|------------------|------------|-----------|----------|----------|----------|-----------|-----------|------------|
| 1957-58 | Buckhurst Hill 2 | Div 2      | 7         | 3        | 4        | 0        | 28        | 49        | 6          |
| 1958-59 | Buckhurst Hill 2 | Div 2      | 10        | 7        | 3        | 0        | 65        | 42        | 14         |
| 1959-60 | Buckhurst Hill 2 | Div 2      | 16        | 5        | 11       | 0        | 72        | 105       | 10         |
| 1960-61 | Buckhurst Hill 2 | Div 2      | 20        | 18       | 2        | 0        | 210       | 71        | 36         |

### CALTHORPE

|         |           | <u>DIV</u> | <u>GP</u> | <u>W</u> | <u>L</u> | <u>T</u> | <u>GF</u> | <u>GA</u> | <u>PTS</u> |
|---------|-----------|------------|-----------|----------|----------|----------|-----------|-----------|------------|
| 1980-81 | Calthorpe | Div 2      | 17        | 6        | 7        | 4        | 140       | 125       | 16         |
| 1981-82 | Calthorpe | Div 4      | 16        | 10       | 4        | 2        | 78        | 53        | 38         |
| 1981-82 | Calthorpe | Div 2      | 18        | 6        | 11       | 1        | 164       | 173       | 13         |
| 1983-84 | Calthorpe | Div 2      | 18        | 16       | 2        | 0        | 222       | 88        | 32         |
| 1984-85 | Calthorpe | Div 1      | 18        | 7        | 10       | 1        | 134       | 130       | 15         |

### CALTHORPE 'A'

|         |               | <u>DIV</u> | <u>GP</u> | <u>W</u> | <u>L</u> | <u>T</u> | <u>GF</u> | <u>GA</u> | <u>PTS</u> |
|---------|---------------|------------|-----------|----------|----------|----------|-----------|-----------|------------|
| 1980-81 | Calthorpe 'A' | Div 4      | 18        | 14       | 4        | 0        | 190       | 77        | 46         |
| 1981-82 | Calthorpe 'A' | Div 3      | 18        | 6        | 12       | 0        | 39        | 94        | 10         |
| 1983-84 | Calthorpe 'A' | Div 3      | 18        | 9        | 7        | 2        | 108       | 104       | 20         |
| 1984-85 | Calthorpe 'A' | Div 3      | 11        | 3        | 7        | 1        | 22        | 55        | 5          |

### CAMBORNE SCHOOL OF MINES

|         |                          | <u>DIV</u> | <u>GP</u> | <u>W</u> | <u>L</u> | <u>T</u> | <u>GF</u> | <u>GA</u> | <u>PTS</u> |
|---------|--------------------------|------------|-----------|----------|----------|----------|-----------|-----------|------------|
| 2020-21 | Camborne School of Mines | West       | 0         | 0        | 0        | 0        | 0         | 0         | 0          |

### CAMBRIDGE EAGLES

|         |                  | <u>DIV</u> | <u>GP</u> | <u>W</u> | <u>L</u> | <u>T</u> | <u>GF</u> | <u>GA</u> | <u>PTS</u> |
|---------|------------------|------------|-----------|----------|----------|----------|-----------|-----------|------------|
| 1962-63 | Cambridge Eagles | Div 2      | 14        | 10       | 0        | 4        | 44        | 21        | 24         |
| 1963-64 | Cambridge Eagles | Div 1      | 14        | 0        | 14       | 0        | 26        | 203       | 0          |
| 1964-65 | Cambridge Eagles | Div 2      | 20        | 11       | 8        | 1        | 60        | 42        | 23         |
| 1965-66 | Cambridge Eagles | Div 2      | 20        | 16       | 2        | 2        | 74        | 53        | 34         |
| 1966-67 | Cambridge Eagles | Div 2      | 16        | 0        | 16       | 0        | 5         | 104       | 0          |
| 1967-68 | Cambridge Eagles | Div 2      | 22        | 16       | 6        | 0        | 84        | 44        | 32         |
| 1968-69 | Cambridge Eagles | Div 2      | 14        | 2        | 12       | 0        | 29        | 78        | 4          |
| 1969-70 | Cambridge Eagles | Div 2      | 16        | 2        | 14       | 0        | 7         | 50        | 4          |
| 1970-71 | Cambridge Eagles | Div 3      | 18        | 5        | 13       | 0        | 19        | 19        | 10         |
| 1971-72 | Cambridge Eagles | Div 3      | 20        | 4        | 16       | 0        | 33        | 72        | 8          |
| 1972-73 | Cambridge Eagles | Div 3      | 24        | 11       | 13       | 0        | 64        | 64        | 14         |
| 1973-74 | Cambridge Eagles | Div 3      | 20        | 8        | 12       | 0        | 41        | 77        | 16         |
| 1974-75 | Cambridge Eagles | Div 3      | 20        |          |          |          |           |           | 26         |
| 1975-76 | Cambridge Eagles | Div 3      | 22        | 10       | 12       | 0        | 95        | 91        | 20         |
| 1976-77 | Cambridge Eagles | Div 3      | 20        | 2        | 16       | 2        | 53        | 86        | 22         |
| 1977-78 | Cambridge Eagles | Div 3      | 18        | 6        | 10       | 2        | 65        | 91        | 28         |
| 1978-79 | Cambridge Eagles | Div 3      | 18        | 8        | 10       | 0        | 62        | 55        | 30         |
| 1979-80 | Cambridge Eagles | Div 3      | 22        | 0        | 22       | 0        | 15        | 57        | 12         |
| 1980-81 | Cambridge Eagles | Div 4      | 20        | 12       | 8        | 0        | 51        | 49        | 40         |
| 1981-82 | Cambridge Eagles | Div 4      | 14        | 8        | 6        | 0        | 62        | 58        | 30         |

|         |                  |          |    |    |    |   |     |     |    |
|---------|------------------|----------|----|----|----|---|-----|-----|----|
| 1983-84 | Cambridge Eagles | Div 4    | 12 | 8  | 4  | 0 | 51  | 43  | 26 |
| 1984-85 | Cambridge Eagles | Div 4    | 18 | 10 | 8  | 0 | 42  | 68  | 36 |
| 1986-87 | Cambridge Eagles | Div 3    | 16 | 2  | 14 | 0 | 19  | 53  | 0  |
| 1987-88 | Cambridge Eagles | Div 3    | 16 | 0  | 16 | 0 | 8   | 51  | 0  |
| 1988-89 | Cambridge Eagles | Div 3    | 3  | 0  | 3  | 0 | 4   | 41  | 0  |
| 1988-89 | Cambridge Eagles | L Conf N | 12 | 0  | 12 | 0 | 1   | 39  | 0  |
| 1989-90 | Cambridge Eagles | Div 3    | 20 | 10 | 10 | 0 | 40  | 51  | 36 |
| 1990-91 | Cambridge Eagles | Div 3    | 16 | 4  | 10 | 2 | 44  | 56  | 24 |
| 1991-92 | Cambridge Eagles | Div 3    | 16 | 4  | 12 | 0 | 17  | 33  | 18 |
| 1992-93 | Cambridge Eagles | Div 3    | 10 | 2  | 8  | 0 | 6   | 28  | 11 |
| 1993-94 | Cambridge Eagles | Div 3    | 14 | 0  | 12 | 2 | 24  | 61  | 8  |
| 1994-95 | Cambridge Eagles | Div 3    | 9  | 2  | 7  | 0 | 9   | 48  | 13 |
| 2015-16 | Cambridge Eagles | East 2   | 16 | 9  | 7  | 0 | 109 | 91  | 46 |
| 2016-17 | Cambridge Eagles | East 2   | 18 | 7  | 11 | 0 | 90  | 151 | 43 |
| 2017-18 | Cambridge Eagles | East 2   | 16 | 6  | 9  | 1 | 97  | 130 | 42 |

### CAMBRIDGE OSPREYS

|         |                   | <u>DIV</u> | <u>GP</u> | <u>W</u> | <u>L</u> | <u>T</u> | <u>GF</u> | <u>GA</u> | <u>PTS</u> |
|---------|-------------------|------------|-----------|----------|----------|----------|-----------|-----------|------------|
| 1963-64 | Cambridge Ospreys | Div 2      | 20        | 0        | 20       | 0        | 10        | 33        | 0          |

### CAMBRIDGE UNIVERSITY

|         |                      | <u>DIV</u> | <u>GP</u> | <u>W</u> | <u>L</u> | <u>T</u> | <u>GF</u> | <u>GA</u> | <u>PTS</u> |
|---------|----------------------|------------|-----------|----------|----------|----------|-----------|-----------|------------|
| 1971-72 | Cambridge University | Div 1      | 18        | 8        | 6        | 4        | 89        | 92        | 20         |
| 1972-73 | Cambridge University | Div 1      | 18        | 13       | 5        | 0        | 92        | 85        | 26         |
| 1973-74 | Cambridge University | Div 1      | 18        | 6        | 12       | 0        | 79        | 135       | 12         |
| 1974-75 | Cambridge University | Div 1      | 18        | 10       | 8        | 0        | 103       | 93        | 20         |
| 1975-76 | Cambridge University | Div 1      | 18        | 5        | 11       | 2        | 73        | 99        | 12         |
| 1976-77 | Cambridge University | Div 1      | 18        | 4        | 14       | 0        | 82        | 132       | 8          |
| 1977-78 | Cambridge University | Div 1      | 16        | 8        | 6        | 2        | 97        | 79        | 18         |
| 1978-79 | Cambridge University | Div 1      | 18        | 6        | 12       | 0        | 71        | 121       | 12         |
| 1979-80 | Cambridge University | Div 1      | 18        | 0        | 16       | 2        | 52        | 122       | 0          |
| 1980-81 | Cambridge University | Div 2      | 18        | 16       | 2        | 0        | 123       | 51        | 32         |
| 1981-82 | Cambridge University | Div 1      | 16        | 0        | 16       | 0        | 20        | 94        | 0          |
| 1983-84 | Cambridge University | Div 2      | 18        | 10       | 8        | 0        | 72        | 56        | 18         |
| 1984-85 | Cambridge University | Div 2      | 16        | 14       | 2        | 0        | 159       | 33        | 28         |
| 1986-87 | Cambridge University | Div 1      | 16        | 0        | 16       | 0        | 28        | 69        | 0          |
| 1987-88 | Cambridge University | Div 2      | 18        | 14       | 4        | 0        | 74        | 43        | 28         |
| 1988-89 | Cambridge University | Div 2      | 4         | 2        | 2        | 0        | 22        | 29        | 4          |
| 1988-89 | Cambridge University | Conf A     | 7         | 0        | 7        | 0        | 20        | 145       | 0          |
| 1989-90 | Cambridge University | L Conf     | 5         | 2        | 3        | 0        | 34        | 36        | 4          |
| 1989-90 | Cambridge University | Conf B     | 6         | 0        | 6        | 0        | 26        | 71        | 0          |
| 1990-91 | Cambridge University | Div 2      | 14        | 14       | 0        | 0        | 108       | 35        | 28         |
| 1991-92 | Cambridge University | Div 1      | 16        | 4        | 12       | 0        | 44        | 119       | 8          |
| 1992-93 | Cambridge University | Div 2      | 14        | 6        | 6        | 2        | 40        | 41        | 14         |
| 1993-94 | Cambridge University | Div 2      | 12        | 5        | 6        | 1        | 53        | 50        | 11         |
| 1994-95 | Cambridge University | Div 2      | 12        | 2        | 9        | 1        | 38        | 94        | 3          |
| 1995-96 | Cambridge University | Div 2      | 13        | 6        | 4        | 3        | 53        | 65        | 15         |
| 1996-97 | Cambridge University | Div 2      | 11        | 2        | 9        | 0        | 32        | 79        | 6          |
| 1997-98 | Cambridge University | Div 2      | 19        | 10       | 7        | 2        | 48        | 61        | 22         |
| 1998-99 | Cambridge University | Div 2      | 10        | 6        | 4        | 0        | 89        | 53        | 12         |
| 1999-00 | Cambridge University | Div 2      | 8         | 4        | 4        | 0        | 54        | 64        | 8          |
| 2000-01 | Cambridge University | Div 2      | 20        | 8        | 12       | 0        | 59        | 117       | 16         |
| 2001-02 | Cambridge University | Div 2      | 12        | 7        | 5        | 0        | 84        | 85        | 25         |
| 2002-03 | Cambridge University | Div 2      | 11        | 1        | 10       | 0        | 31        | 220       | 12         |
| 2003-04 | Cambridge University | Div 3      | 12        | 5        | 6        | 1        | 93        | 101       | 23         |
| 2004-05 | Cambridge University | Div 3      | 18        | 14       | 4        | 0        | 215       | 94        | 46         |
| 2005-06 | Cambridge University | East       | 13        | 12       | 0        | 1        | 207       | 47        | 38         |
| 2006-07 | Cambridge University | East 1     | 13        | 8        | 5        | 0        | 161       | 75        | 28         |
| 2007-08 | Cambridge University | East 1     | 18        | 9        | 9        | 0        | 129       | 120       | 33         |
| 2008-09 | Cambridge University | East 1     | 18        | 15       | 3        | 0        | 167       | 57        | 48         |
| 2009-10 | Cambridge University | East 1     | 17        | 14       | 1        | 2        | 157       | 49        | 46         |
| 2010-11 | Cambridge University | East 1     | 14        | 11       | 2        | 1        | 125       | 68        | 37         |
| 2011-12 | Cambridge University | East 1     | 18        | 2        | 15       | 1        | 71        | 172       | 18         |
| 2012-13 | Cambridge University | East 2     | 16        | 4        | 12       | 0        | 76        | 141       | 18         |
| 2013-14 | Cambridge University | East 2     | 16        | 5        | 10       | 1        | 100       | 112       | 26         |
| 2014-15 | Cambridge University | East 2     | 18        | 15       | 2        | 1        | 240       | 65        | 49         |

|          |                      |         |    |    |    |   |     |     |    |
|----------|----------------------|---------|----|----|----|---|-----|-----|----|
| 2015-16  | Cambridge University | East 1  | 18 | 14 | 4  | 0 | 201 | 99  | 64 |
| 2016-17  | Cambridge University | Premier | 18 | 5  | 13 | 0 | 116 | 181 | 46 |
| 2017-18  | Cambridge University | Premier | 18 | 5  | 13 | 0 | 129 | 206 | 46 |
| 2018-19  | Cambridge University | Premier | 12 | 0  | 12 | 0 | 20  | 271 | 19 |
| 2019-20* | Cambridge University | Div 1   | 7  | 2  | 5  | 0 | 46  | 66  | 18 |
| 2020-21  | Cambridge University | Div 1   | 5  | 0  | 5  | 0 | 16  | 61  | 10 |
| 2021-22  | Cambridge University | Div 1   | 13 | 3  | 8  | 2 | 76  | 135 | 30 |
| 2022-23  | Cambridge University | Div 2E  | 6  | 0  | 6  | 0 | 7   | 54  | 4  |

### CAMDEN CAPYBARAS

|          |                  | <u>DIV</u> | <u>GP</u> | <u>W</u> | <u>L</u> | <u>T</u> | <u>GF</u> | <u>GA</u> | <u>PTS</u> |
|----------|------------------|------------|-----------|----------|----------|----------|-----------|-----------|------------|
| 2018-19  | Camden Capybaras | East N     | 10        | 9        | 1        | 0        | 94        | 46        | 38         |
| 2019-20* | Camden Capybaras | Div 2      | 9         | 9        | 0        | 0        | 160       | 25        | 36         |
| 2020-21  | Camden Capybaras | Div 1      | 5         | 3        | 1        | 1        | 47        | 25        | 17         |
| 2021-22  | Camden Capybaras | Premier    | 11        | 3        | 8        | 0        | 71        | 140       | 28         |
| 2022-23  | Camden Capybaras | Premier    | 10        | 3        | 6        | 1        | 102       | 146       | 27         |

### CAMDEN CAPYBARAS 2

|          |                    | <u>DIV</u> | <u>GP</u> | <u>W</u> | <u>L</u> | <u>T</u> | <u>GF</u> | <u>GA</u> | <u>PTS</u> |
|----------|--------------------|------------|-----------|----------|----------|----------|-----------|-----------|------------|
| 2019-20* | Camden Capybaras 2 | East N     | 8         | 1        | 7        | 0        | 42        | 78        | 18         |
| 2020-21  | Camden Capybaras 2 | East N     | 5         | 5        | 0        | 0        | 59        | 11        | 20         |
| 2021-22  | Camden Capybaras 2 | Div 2      | 8         | 4        | 4        | 0        | 68        | 66        | 24         |
| 2022-23  | Camden Capybaras 2 | Div 2      | 6         | 4        | 2        | 0        | 50        | 23        | 20         |
| 2022-23  | Camden Capybaras 2 | Div 2E     | 6         | 6        | 0        | 0        | 85        | 8         | 24         |

### CAMDEN CAPYBARAS 3

|         |                    | <u>DIV</u> | <u>GP</u> | <u>W</u> | <u>L</u> | <u>T</u> | <u>GF</u> | <u>GA</u> | <u>PTS</u> |
|---------|--------------------|------------|-----------|----------|----------|----------|-----------|-----------|------------|
| 2020-21 | Camden Capybaras 3 | East S     | 3         | 0        | 3        | 0        | 14        | 42        | 6          |
| 2021-22 | Camden Capybaras 3 | East N     | 9         | 1        | 6        | 2        | 55        | 71        | 22         |
| 2022-23 | Camden Capybaras 3 | Div 3      | 11        | 9        | 2        | 0        | 103       | 31        | 40         |

### CANTERBURY CITY

|          |                 | <u>DIV</u> | <u>GP</u> | <u>W</u> | <u>L</u> | <u>T</u> | <u>GF</u> | <u>GA</u> | <u>PTS</u> |
|----------|-----------------|------------|-----------|----------|----------|----------|-----------|-----------|------------|
| 2004-05  | Canterbury      | Div 4      | 18        | 5        | 13       | 0        | 85        | 189       | 27         |
| 2005-06  | Canterbury      | East       | 13        | 3        | 10       | 0        | 56        | 166       | 19         |
| 2006-07  | Canterbury      | East 2     | 14        | 3        | 11       | 0        | 52        | 155       | 17         |
| 2007-08  | Canterbury      | East 2     | 16        | 5        | 11       | 0        | 57        | 145       | 26         |
| 2008-09  | Canterbury      | East 2     | 16        | 8        | 8        | 0        | 78        | 135       | 31         |
| 2009-10  | Canterbury      | East 2     | 18        | 1        | 16       | 1        | 77        | 234       | 20         |
| 2010-11  | Canterbury      | East 3     | 15        | 9        | 6        | 0        | 98        | 108       | 32         |
| 2011-12  | Canterbury      | East 2     | 15        | 1        | 14       | 0        | 38        | 191       | 14         |
| 2012-13  | Canterbury      | East 3     | 10        | 3        | 7        | 0        | 32        | 60        | 10         |
| 2013-14  | Canterbury      | East 3     | 12        | 6        | 5        | 1        | 77        | 58        | 24         |
| 2014-15  | Canterbury      | East 3     | 16        | 7        | 9        | 0        | 70        | 83        | 23         |
| 2015-16  | Canterbury      | East 3     | 10        | 6        | 3        | 1        | 68        | 45        | 30         |
| 2016-17  | Canterbury      | East 3     | 14        | 5        | 9        | 0        | 45        | 86        | 25         |
| 2017-18  | Canterbury      | East 3     | 12        | 4        | 8        | 0        | 84        | 83        | 32         |
| 2018-19  | Canterbury City | East S1    | 12        | 12       | 0        | 0        | 144       | 31        | 48         |
| 2019-20* | Canterbury City | East S     | 7         | 7        | 0        | 0        | 82        | 24        | 28         |
| 2020-21  | Canterbury City | Div 2      | 5         | 0        | 4        | 1        | 14        | 40        | 9          |
| 2021-22  | Canterbury City | East S     | 9         | 9        | 0        | 0        | 91        | 15        | 36         |
| 2022-23  | Canterbury City | Div 2      | 6         | 2        | 4        | 0        | 20        | 40        | 8          |
| 2022-23  | Canterbury City | Div 2E     | 6         | 3        | 3        | 0        | 28        | 50        | 18         |

### CARDIFF HARLEQUINS

|         |                    | <u>DIV</u> | <u>GP</u> | <u>W</u> | <u>L</u> | <u>T</u> | <u>GF</u> | <u>GA</u> | <u>PTS</u> |
|---------|--------------------|------------|-----------|----------|----------|----------|-----------|-----------|------------|
| 2007-08 | Cardiff Harlequins | West 1     | 12        | 9        | 2        | 1        | 168       | 49        | 31         |
| 2008-09 | Cardiff Harlequins | West 1     | 16        | 14       | 2        | 0        | 244       | 56        | 44         |
| 2009-10 | Cardiff Harlequins | West 1     | 16        | 16       | 0        | 0        | 218       | 25        | 48         |
| 2010-11 | Cardiff Harlequins | Premier    | 18        | 6        | 9        | 3        | 130       | 145       | 31         |
| 2011-12 | Cardiff Harlequins | Premier    | 18        | 5        | 11       | 2        | 99        | 131       | 29         |

|         |                    |         |    |    |    |   |     |     |    |
|---------|--------------------|---------|----|----|----|---|-----|-----|----|
| 2012-13 | Cardiff Harlequins | Premier | 16 | 1  | 13 | 2 | 73  | 150 | 19 |
| 2013-14 | Cardiff Harlequins | West 1  | 12 | 10 | 2  | 0 | 164 | 47  | 32 |
| 2014-15 | Cardiff Harlequins | West 1  | 14 | 14 | 0  | 0 | 209 | 63  | 42 |
| 2015-16 | Cardiff Harlequins | Premier | 16 | 5  | 10 | 1 | 106 | 137 | 43 |
| 2016-17 | Cardiff Harlequins | Premier | 18 | 6  | 11 | 1 | 91  | 167 | 49 |
| 2017-18 | Cardiff Harlequins | Premier | 18 | 3  | 15 | 0 | 73  | 218 | 40 |
| 2018-19 | Cardiff Harlequins | Div 1   | 12 | 1  | 11 | 0 | 15  | 148 | 14 |

### CARDIFF HARLEQUINS 'A'

|         |                        | <u>DIV</u> | <u>GP</u> | <u>W</u> | <u>L</u> | <u>T</u> | <u>GF</u> | <u>GA</u> | <u>PTS</u> |
|---------|------------------------|------------|-----------|----------|----------|----------|-----------|-----------|------------|
| 2008-09 | Cardiff Harlequins 'A' | West 2     | 14        | 10       | 2        | 2        | 153       | 54        | 36         |
| 2009-10 | Cardiff Harlequins 'A' | West 2     | 15        | 14       | 0        | 1        | 177       | 34        | 44         |
| 2010-11 | Cardiff Harlequins 'A' | West 1     | 14        | 4        | 10       | 0        | 69        | 151       | 22         |
| 2011-12 | Cardiff Harlequins 'A' | West 1     | 12        | 4        | 8        | 0        | 73        | 143       | 18         |
| 2012-13 | Cardiff Harlequins 'A' | West 1     | 11        | 2        | 9        | 0        | 27        | 115       | 11         |
| 2013-14 | Cardiff Harlequins 'A' | West 2     | 16        | 9        | 7        | 0        | 103       | 84        | 29         |
| 2014-15 | Cardiff Harlequins 'A' | West 2     | 10        | 7        | 3        | 0        | 83        | 36        | 24         |
| 2015-16 | Cardiff Harlequins 'A' | West 1     | 9         | 2        | 7        | 0        | 28        | 67        | 11         |

### CARDIFF UNIVERSITY

|         |                    | <u>DIV</u> | <u>GP</u> | <u>W</u> | <u>L</u> | <u>T</u> | <u>GF</u> | <u>GA</u> | <u>PTS</u> |
|---------|--------------------|------------|-----------|----------|----------|----------|-----------|-----------|------------|
| 2006-07 | Cardiff University | West       | 19        | 12       | 6        | 1        | 183       | 148       | 44         |
| 2007-08 | Cardiff University | West 1     | 12        | 0        | 12       | 0        | 36        | 207       | 11         |

### CHELTENHAM

|          |                    | <u>DIV</u> | <u>GP</u> | <u>W</u> | <u>L</u> | <u>T</u> | <u>GF</u> | <u>GA</u> | <u>PTS</u> |
|----------|--------------------|------------|-----------|----------|----------|----------|-----------|-----------|------------|
| 2006-07  | Cheltenham Cougars | West       | 20        | 15       | 3        | 2        | 236       | 124       | 52         |
| 2007-08  | Cheltenham Cougars | West 1     | 12        | 8        | 4        | 0        | 133       | 100       | 26         |
| 2008-09  | Cheltenham Cougars | West 1     | 16        | 12       | 3        | 1        | 189       | 82        | 41         |
| 2009-10  | Cheltenham Cougars | West 1     | 15        | 1        | 14       | 0        | 14        | 152       | 6          |
| 2010-11  | Cheltenham Cougars | West 2     | 14        | 6        | 7        | 1        | 108       | 94        | 26         |
| 2011-12  | Cheltenham Cougars | West 2     | 14        | 13       | 1        | 0        | 141       | 38        | 40         |
| 2012-13  | Cheltenham Cougars | West 1     | 13        | 8        | 5        | 0        | 134       | 121       | 29         |
| 2013-14  | Cheltenham Cougars | West 1     | 0         | 0        | 0        | 0        | 0         | 0         | 0          |
| 2014-15  | Cheltenham Cougars | West 2     | 10        | 4        | 6        | 0        | 57        | 75        | 12         |
| 2015-16  | Cheltenham Cougars | West 2     | 0         | 0        | 0        | 0        | 0         | 0         | 0          |
| 2016-17  | Cheltenham         | West 2     | 16        | 13       | 2        | 1        | 165       | 37        | 59         |
| 2017-18  | Cheltenham         | West 1     | 20        | 19       | 1        | 0        | 225       | 46        | 78         |
| 2018-19  | Cheltenham         | Div 2      | 13        | 7        | 3        | 3        | 98        | 84        | 43         |
| 2019-20* | Cheltenham         | Div 2      | 9         | 5        | 4        | 0        | 88        | 49        | 28         |
| 2020-21  | Cheltenham         | Div 2      | 5         | 2        | 3        | 0        | 37        | 38        | 12         |
| 2021-22  | Cheltenham         | Div 2      | 8         | 8        | 0        | 0        | 98        | 46        | 32         |
| 2022-23  | Cheltenham         | Div 1      | 14        | 8        | 4        | 2        | 125       | 100       | 46         |

### CHELTENHAM COUGARS 2

|         |                      | <u>DIV</u> | <u>GP</u> | <u>W</u> | <u>L</u> | <u>T</u> | <u>GF</u> | <u>GA</u> | <u>PTS</u> |
|---------|----------------------|------------|-----------|----------|----------|----------|-----------|-----------|------------|
| 2008-09 | Cheltenham Cougars 2 | West 2     | 14        | 6        | 7        | 1        | 90        | 96        | 24         |
| 2009-10 | Cheltenham Cougars 2 | West 2     | 16        | 0        | 16       | 0        | 0         | 179       | 1          |
| 2012-13 | Cheltenham Cougars 2 | West 2     | 14        | 3        | 8        | 3        | 80        | 117       | 18         |
| 2013-14 | Cheltenham Cougars 2 | West 2     | 18        | 6        | 12       | 0        | 84        | 117       | 21         |

### CHICHESTER CRUSADERS

|         |                      | <u>DIV</u> | <u>GP</u> | <u>W</u> | <u>L</u> | <u>T</u> | <u>GF</u> | <u>GA</u> | <u>PTS</u> |
|---------|----------------------|------------|-----------|----------|----------|----------|-----------|-----------|------------|
| 2011-12 | Chichester Crusaders | East 3     | 11        | 3        | 8        | 0        | 41        | 96        | 13         |
| 2012-13 | Chichester Crusaders | East 3     | 0         | 0        | 0        | 0        | 0         | 0         | 0          |
| 2014-15 | Chichester Crusaders | East 3     | 15        | 10       | 4        | 1        | 125       | 69        | 33         |
| 2015-16 | Chichester Crusaders | East 3     | 7         | 3        | 4        | 0        | 50        | 53        | 13         |
| 2016-17 | Chichester Crusaders | East 3     | 14        | 12       | 2        | 0        | 132       | 46        | 52         |
| 2017-18 | Chichester Crusaders | East 2     | 16        | 0        | 16       | 0        | 4         | 168       | 1          |

**CHIPSTEAD**

|         |           | <u>DIV</u> | <u>GP</u> | <u>W</u> | <u>L</u> | <u>T</u> | <u>GF</u> | <u>GA</u> | <u>PTS</u> |
|---------|-----------|------------|-----------|----------|----------|----------|-----------|-----------|------------|
| 1983-84 | Chipstead | Div 1      | 18        | 7        | 11       | 0        | 175       | 237       | 14         |
| 1984-85 | Chipstead | Div 1      | 18        | 9        | 7        | 2        | 182       | 166       | 20         |
| 1986-87 | Chipstead | Div 1      | 14        | 3        | 10       | 1        | 77        | 180       | 6½         |
| 1987-88 | Chipstead | Div 1      | 14        | 0        | 14       | 0        | 26        | 162       | 0          |
| 1988-89 | Chipstead | Div 2      | 4         | 0        | 4        | 0        | 12        | 37        | 0          |
| 1988-89 | Chipstead | Conf A     | 7         | 3        | 4        | 0        | 62        | 58        | 5          |
| 1989-90 | Chipstead | Conf B     | 7         | 1        | 6        | 0        | 27        | 105       | 2          |
| 1989-90 | Chipstead | L Conf     | 9         | 4        | 5        | 0        | 52        | 40        | 7          |

**CHIPSTEAD 'A'**

|         |               | <u>DIV</u> | <u>GP</u> | <u>W</u> | <u>L</u> | <u>T</u> | <u>GF</u> | <u>GA</u> | <u>PTS</u> |
|---------|---------------|------------|-----------|----------|----------|----------|-----------|-----------|------------|
| 1984-85 | Chipstead 'A' | Div 4      | 17        | 10       | 7        | 0        | 25        | 68        | 36         |
| 1986-87 | Chipstead 'A' | Div 3      | 14        | 3        | 11       | 0        | 32        | 104       | 5          |

**CHISLEHURST & SIDCUP GRAMMAR SCHOOL**

|         |                                  | <u>DIV</u> | <u>GP</u> | <u>W</u> | <u>L</u> | <u>T</u> | <u>GF</u> | <u>GA</u> | <u>PTS</u> |
|---------|----------------------------------|------------|-----------|----------|----------|----------|-----------|-----------|------------|
| 1957-58 | Chislehurst & Sidcup Grammar Sch | Div 2      | 7         | 4        | 3        | 0        | 51        | 45        | 8          |
| 1958-59 | Chislehurst & Sidcup Grammar Sch | Div 2      | 9         | 4        | 5        | 0        | 34        | 67        | 8          |
| 1959-60 | Chislehurst & Sidcup Grammar Sch | Div 2      | 15        | 1        | 14       | 0        | 37        | 214       | 2          |
| 1960-61 | Chislehurst & Sidcup Grammar Sch | Div 2      | 20        | 2        | 16       | 2        | 55        | 128       | 6          |

**COLCHESTER**

|         |            | <u>DIV</u> | <u>GP</u> | <u>W</u> | <u>L</u> | <u>T</u> | <u>GF</u> | <u>GA</u> | <u>PTS</u> |
|---------|------------|------------|-----------|----------|----------|----------|-----------|-----------|------------|
| 2010-11 | Colchester | East 1     | 14        | 3        | 11       | 0        | 70        | 136       | 18         |
| 2011-12 | Colchester | East 1     | 18        | 6        | 11       | 1        | 83        | 141       | 29         |
| 2012-13 | Colchester | East 1     | 16        | 1        | 15       | 0        | 35        | 182       | 12         |
| 2013-14 | Colchester | East 2     | 16        | 13       | 2        | 1        | 137       | 68        | 43         |

**CROYDON**

|         |         | <u>DIV</u> | <u>GP</u> | <u>W</u> | <u>L</u> | <u>T</u> | <u>GF</u> | <u>GA</u> | <u>PTS</u> |
|---------|---------|------------|-----------|----------|----------|----------|-----------|-----------|------------|
| 1964-65 | Croydon | Div 2      | 23        | 9        | 14       | 0        | 67        | 110       | 18         |
| 1965-66 | Croydon | Div 2      | 26        | 15       | 11       | 0        | 167       | 124       | 30         |
| 1966-67 | Croydon | Div 2      | 16        | 7        | 7        | 2        | 107       | 97        | 16         |
| 1967-68 | Croydon | Div 2      | 16        | 7        | 9        | 0        | 101       | 132       | 14         |
| 1968-69 | Croydon | Div 2      | 16        | 13       | 2        | 1        | 147       | 76        | 27         |
| 1969-70 | Croydon | Div 1      | 16        | 1        | 13       | 2        | 81        | 194       | 4          |
| 1970-71 | Croydon | Div 2      | 16        | 13       | 3        | 0        | 227       | 112       | 26         |
| 1971-72 | Croydon | Div 1      | 18        | 6        | 10       | 2        | 109       | 212       | 14         |
| 1972-73 | Croydon | Div 1      | 18        | 1        | 17       | 0        | 62        | 275       | 2          |
| 1973-74 | Croydon | Div 2      | 17        | 12       | 5        | 0        | 159       | 80        | 24         |
| 1974-75 | Croydon | Div 2      | 18        | 16       | 2        | 0        | 219       | 87        | 32         |
| 1975-76 | Croydon | Div 1      | 18        | 2        | 15       | 1        | 79        | 199       | 5          |
| 1976-77 | Croydon | Div 2      | 17        | 14       | 3        | 0        | 231       | 102       | 28         |
| 1977-78 | Croydon | Div 1      | 18        | 5        | 12       | 1        | 106       | 201       | 11         |
| 1978-79 | Croydon | Div 1      | 17        | 7        | 9        | 1        | 138       | 151       | 15         |
| 1979-80 | Croydon | Div 1      | 17        | 5        | 12       | 0        | 94        | 164       | 10         |
| 1980-81 | Croydon | Div 1      | 18        | 3        | 15       | 0        | 98        | 230       | 6          |
| 1981-82 | Croydon | Div 1      | 15        | 3        | 12       | 0        | 31        | 126       | 5          |
| 1983-84 | Croydon | Div 2      | 18        | 8        | 9        | 1        | 114       | 117       | 17         |
| 1984-85 | Croydon | Div 2      | 18        | 7        | 9        | 2        | 118       | 172       | 15         |
| 1986-87 | Croydon | Div 2      | 18        | 7        | 9        | 2        | 135       | 152       | 15         |
| 1987-88 | Croydon | Div 2      | 18        | 9        | 9        | 0        | 134       | 136       | 17         |
| 1988-89 | Croydon | Div 2      | 5         | 1        | 4        | 0        | 32        | 59        | 2          |
| 1988-89 | Croydon | Conf A     | 7         | 1        | 6        | 0        | 20        | 82        | 0          |
| 1989-90 | Croydon | L Conf     | 6         | 0        | 6        | 0        | 18        | 61        | 1          |
| 1989-90 | Croydon | Conf A     | 7         | 2        | 5        | 0        | 17        | 89        | 4          |
| 1990-91 | Croydon | Div 2      | 16        | 9        | 6        | 1        | 145       | 113       | 18         |
| 1991-92 | Croydon | Div 2      | 16        | 15       | 0        | 1        | 264       | 52        | 31         |
| 1992-93 | Croydon | Div 1      | 16        | 6        | 9        | 1        | 112       | 149       | 13         |
| 1993-94 | Croydon | Div 1      | 16        | 6        | 10       | 0        | 100       | 180       | 11         |
| 1994-95 | Croydon | Div 1      | 16        | 2        | 13       | 1        | 76        | 140       | 1          |

|         |         |        |    |    |    |   |     |     |    |
|---------|---------|--------|----|----|----|---|-----|-----|----|
| 1995-96 | Croydon | Div 2  | 17 | 15 | 1  | 1 | 227 | 76  | 31 |
| 1996-97 | Croydon | Div 1  | 17 | 4  | 13 | 0 | 92  | 128 | 6  |
| 1997-98 | Croydon | Div 1  | 19 | 11 | 6  | 2 | 121 | 86  | 23 |
| 1998-99 | Croydon | Div 1  | 13 | 6  | 7  | 0 | 73  | 89  | 12 |
| 1999-00 | Croydon | Div 2  | 10 | 7  | 3  | 0 | 100 | 79  | 14 |
| 2000-01 | Croydon | Div 2  | 16 | 12 | 4  | 0 | 122 | 75  | 22 |
| 2001-02 | Croydon | Div 2  | 15 | 9  | 6  | 0 | 157 | 150 | 33 |
| 2002-03 | Croydon | Div 2  | 14 | 4  | 9  | 1 | 84  | 135 | 21 |
| 2003-04 | Croydon | Div 2  | 17 | 2  | 12 | 3 | 88  | 231 | 22 |
| 2004-05 | Croydon | Div 3  | 18 | 10 | 8  | 0 | 118 | 166 | 37 |
| 2005-06 | Croydon | East   | 13 | 9  | 4  | 0 | 119 | 77  | 30 |
| 2006-07 | Croydon | East 1 | 14 | 5  | 8  | 1 | 92  | 127 | 24 |
| 2007-08 | Croydon | East 1 | 17 | 11 | 6  | 0 | 159 | 96  | 35 |
| 2008-09 | Croydon | East 1 | 17 | 16 | 1  | 0 | 215 | 57  | 49 |
| 2009-10 | Croydon | East 1 | 17 | 11 | 6  | 0 | 154 | 105 | 37 |
| 2010-11 | Croydon | East 1 | 14 | 6  | 7  | 1 | 104 | 113 | 27 |
| 2011-12 | Croydon | East 1 | 18 | 7  | 11 | 0 | 144 | 176 | 32 |
| 2012-13 | Croydon | East 1 | 16 | 5  | 9  | 2 | 114 | 163 | 28 |
| 2013-14 | Croydon | East 1 | 14 | 5  | 9  | 0 | 81  | 109 | 24 |
| 2014-15 | Croydon | East 1 | 14 | 6  | 7  | 1 | 131 | 118 | 27 |
| 2015-16 | Croydon | East 1 | 18 | 8  | 10 | 0 | 101 | 179 | 52 |
| 2016-17 | Croydon | East 1 | 16 | 0  | 16 | 0 | 6   | 143 | 4  |

### CROYDON 'A'

|         |             | <u>DIV</u> | <u>GP</u> | <u>W</u> | <u>L</u> | <u>T</u> | <u>GF</u> | <u>GA</u> | <u>PTS</u> |
|---------|-------------|------------|-----------|----------|----------|----------|-----------|-----------|------------|
| 1967-68 | Croydon 'A' | Div 2      | 21        | 7        | 13       | 1        | 61        | 139       | 15         |
| 1968-69 | Croydon 'A' | Div 3      | 16        | 11       | 4        | 1        | 113       | 67        | 23         |
| 1969-70 | Croydon 'A' | Div 2      | 16        | 4        | 12       | 0        | 48        | 122       | 8          |
| 1970-71 | Croydon 'A' | Div 2      | 16        | 4        | 12       | 0        | 110       | 205       | 8          |
| 1971-72 | Croydon 'A' | Div 2      | 16        | 2        | 14       | 0        | 101       | 254       | 4          |
| 1972-73 | Croydon 'A' | Div 3      | 24        | 22       | 1        | 1        | 231       | 75        | 45         |
| 1973-74 | Croydon 'A' | Div 2      | 18        | 0        | 18       | 0        | 12        | 127       | 0          |
| 1974-75 | Croydon 'A' | Div 3      | 14        |          |          |          |           |           | 0          |
| 1975-76 | Croydon 'A' | Div 3      | 22        | 9        | 12       | 1        | 129       | 158       | 19         |
| 1976-77 | Croydon 'A' | Div 3      | 20        | 9        | 11       | 0        | 125       | 94        | 34         |
| 1977-78 | Croydon 'A' | Div 3      | 20        | 18       | 2        | 0        | 250       | 66        | 56         |
| 1978-79 | Croydon 'A' | Div 2      | 16        | 5        | 11       | 0        | 108       | 168       | 10         |
| 1979-80 | Croydon 'A' | Div 2      | 17        | 0        | 17       | 0        | 56        | 228       | 0          |
| 1980-81 | Croydon 'A' | Div 3      | 9         | 4        | 5        | 0        | 65        | 67        | 8          |
| 1981-82 | Croydon 'A' | Div 3      | 18        | 8        | 9        | 1        | 66        | 99        | 16         |
| 1983-84 | Croydon 'A' | Div 3      | 13        | 5        | 8        | 0        | 48        | 133       | 10         |
| 1984-85 | Croydon 'A' | Div 3      | 14        | 6        | 7        | 1        | 50        | 133       | 13         |
| 1986-87 | Croydon 'A' | Div 3      | 16        | 14       | 2        | 0        | 122       | 46        | 28         |
| 1987-88 | Croydon 'A' | Div 3      | 10        | 8        | 1        | 1        | 57        | 42        | 17         |
| 1988-89 | Croydon 'A' | Div 2      | 5         | 1        | 4        | 0        | 15        | 64        | ½          |
| 1988-89 | Croydon 'A' | L Conf S   | 14        | 10       | 4        | 0        | 70        | 53        | 17         |
| 1989-90 | Croydon 'A' | Div 3      | 20        | 8        | 12       | 0        | 74        | 128       | 36         |
| 1990-91 | Croydon 'A' | Div 3      | 17        | 11       | 6        | 0        | 98        | 77        | 39         |
| 1991-92 | Croydon 'A' | Div 3      | 16        | 7        | 8        | 1        | 55        | 113       | 30         |
| 1992-93 | Croydon 'A' | Div 3      | 14        | 10       | 4        | 0        | 67        | 32        | 33         |
| 1993-94 | Croydon 'A' | Div 3      | 12        | 6        | 4        | 2        | 61        | 64        | 25         |
| 1994-95 | Croydon 'A' | Div 3      | 20        | 18       | 1        | 1        | 129       | 59        | 57         |
| 1995-96 | Croydon 'A' | Div 2      | 17        | 6        | 9        | 2        | 76        | 71        | 10         |
| 1996-97 | Croydon 'A' | Div 2      | 8         | 1        | 7        | 0        | 13        | 27        | 2          |
| 2015-16 | Croydon 'A' | East 3     | 13        | 5        | 8        | 0        | 63        | 109       | 22         |

### CROYDON 'B'

|         |             | <u>DIV</u> | <u>GP</u> | <u>W</u> | <u>L</u> | <u>T</u> | <u>GF</u> | <u>GA</u> | <u>PTS</u> |
|---------|-------------|------------|-----------|----------|----------|----------|-----------|-----------|------------|
| 1978-79 | Croydon 'B' | Div 3      | 19        | 5        | 14       | 0        | 81        | 128       | 27         |
| 1979-80 | Croydon 'B' | Div 3      | 21        | 3        | 18       | 0        | 54        | 224       | 27         |
| 1980-81 | Croydon 'B' | Div 4      | 20        | 5        | 14       | 1        | 106       | 212       | 29         |
| 1981-82 | Croydon 'B' | Div 4      | 16        | 6        | 10       | 0        | 106       | 136       | 28         |



## CROYDON COBRAS

|         |                | <u>DIV</u> | <u>GP</u> | <u>W</u> | <u>L</u> | <u>T</u> | <u>GF</u> | <u>GA</u> | <u>PTS</u> |
|---------|----------------|------------|-----------|----------|----------|----------|-----------|-----------|------------|
| 1972-73 | Croydon Cobras | Div 3      | 23        | 6        | 17       | 0        | 70        | 177       | 12         |
| 1973-74 | Croydon Cobras | Div 3      | 19        | 3        | 16       | 0        | 28        | 80        | 6          |

## EAST COAST

|         |            | <u>DIV</u> | <u>GP</u> | <u>W</u> | <u>L</u> | <u>T</u> | <u>GF</u> | <u>GA</u> | <u>PTS</u> |
|---------|------------|------------|-----------|----------|----------|----------|-----------|-----------|------------|
| 2006-07 | East Coast | East 2     | 14        | 8        | 5        | 1        | 153       | 84        | 31         |
| 2007-08 | East Coast | East 2     | 16        | 13       | 3        | 0        | 194       | 72        | 42         |
| 2008-09 | East Coast | East 1     | 17        | 6        | 11       | 0        | 121       | 158       | 27         |
| 2009-10 | East Coast | East 1     | 17        | 7        | 10       | 0        | 85        | 126       | 27         |

## EAST GRINSTEAD

|          |                | <u>DIV</u> | <u>GP</u> | <u>W</u> | <u>L</u> | <u>T</u> | <u>GF</u> | <u>GA</u> | <u>PTS</u> |
|----------|----------------|------------|-----------|----------|----------|----------|-----------|-----------|------------|
| 2005-06  | East Grinstead | East       | 13        | 10       | 3        | 0        | 147       | 42        | 33         |
| 2006-07  | East Grinstead | East 1     | 14        | 12       | 1        | 1        | 189       | 59        | 39         |
| 2007-08  | East Grinstead | Premier    | 16        | 5        | 11       | 0        | 72        | 179       | 26         |
| 2008-09  | East Grinstead | Premier    | 18        | 6        | 9        | 3        | 145       | 156       | 33         |
| 2009-10  | East Grinstead | Premier    | 18        | 4        | 14       | 0        | 122       | 191       | 26         |
| 2010-11  | East Grinstead | Premier    | 18        | 6        | 12       | 0        | 114       | 154       | 30         |
| 2011-12  | East Grinstead | East 1     | 18        | 18       | 0        | 0        | 258       | 39        | 54         |
| 2012-13  | East Grinstead | Premier    | 18        | 6        | 8        | 4        | 120       | 162       | 33         |
| 2013-14  | East Grinstead | Premier    | 18        | 6        | 12       | 0        | 97        | 134       | 30         |
| 2014-15  | East Grinstead | Premier    | 18        | 5        | 13       | 0        | 101       | 196       | 28         |
| 2015-16  | East Grinstead | Premier    | 18        | 6        | 12       | 0        | 122       | 130       | 48         |
| 2016-17  | East Grinstead | Premier    | 18        | 2        | 15       | 1        | 75        | 208       | 37         |
| 2017-18  | East Grinstead | East 1     | 18        | 10       | 6        | 2        | 177       | 118       | 58         |
| 2018-19  | East Grinstead | Div 1      | 12        | 5        | 7        | 0        | 96        | 108       | 32         |
| 2019-20* | East Grinstead | Div 2      | 10        | 5        | 3        | 2        | 93        | 64        | 32         |
| 2020-21  | East Grinstead | Div 2      | 6         | 4        | 2        | 0        | 52        | 36        | 20         |
| 2021-22  | East Grinstead | Div 1      | 14        | 10       | 4        | 0        | 142       | 124       | 48         |
| 2022-23  | East Grinstead | Div 1      | 14        | 3        | 11       | 0        | 96        | 165       | 34         |

## EAST GRINSTEAD 'A'

|         |                    | <u>DIV</u> | <u>GP</u> | <u>W</u> | <u>L</u> | <u>T</u> | <u>GF</u> | <u>GA</u> | <u>PTS</u> |
|---------|--------------------|------------|-----------|----------|----------|----------|-----------|-----------|------------|
| 2007-08 | East Grinstead 'A' | East 2     | 16        | 13       | 3        | 0        | 174       | 72        | 42         |
| 2008-09 | East Grinstead 'A' | East 1     | 18        | 9        | 9        | 0        | 124       | 126       | 36         |
| 2009-10 | East Grinstead 'A' | East 1     | 18        | 2        | 16       | 0        | 53        | 199       | 19         |
| 2010-11 | East Grinstead 'A' | East 2     | 14        | 7        | 5        | 2        | 80        | 109       | 30         |
| 2011-12 | East Grinstead 'A' | East 2     | 16        | 10       | 4        | 2        | 145       | 96        | 38         |
| 2012-13 | East Grinstead 'A' | East 2     | 16        | 7        | 9        | 0        | 99        | 91        | 29         |
| 2013-14 | East Grinstead 'A' | East 2     | 16        | 2        | 14       | 0        | 49        | 161       | 15         |
| 2014-15 | East Grinstead 'A' | East 3     | 16        | 14       | 2        | 0        | 148       | 47        | 44         |
| 2015-16 | East Grinstead 'A' | East 2     | 16        | 10       | 5        | 1        | 129       | 93        | 53         |
| 2016-17 | East Grinstead 'A' | East 2     | 18        | 9        | 9        | 0        | 106       | 110       | 48         |
| 2017-18 | East Grinstead 'A' | East 2     | 16        | 7        | 5        | 4        | 147       | 114       | 50         |
| 2018-19 | East Grinstead 'A' | East S1    | 12        | 5        | 7        | 0        | 100       | 93        | 32         |

## EAST GRINSTEAD 2

|         |                  | <u>DIV</u> | <u>GP</u> | <u>W</u> | <u>L</u> | <u>T</u> | <u>GF</u> | <u>GA</u> | <u>PTS</u> |
|---------|------------------|------------|-----------|----------|----------|----------|-----------|-----------|------------|
| 2006-07 | East Grinstead 2 | East 2     | 14        | 10       | 4        | 0        | 138       | 57        | 34         |

## ENFIELD

|         |         | <u>DIV</u> | <u>GP</u> | <u>W</u> | <u>L</u> | <u>T</u> | <u>GF</u> | <u>GA</u> | <u>PTS</u> |
|---------|---------|------------|-----------|----------|----------|----------|-----------|-----------|------------|
| 1986-87 | Enfield | Div 1      | 17        | 2        | 15       | 0        | 80        | 210       | 4          |
| 1987-88 | Enfield | Div 3      | 12        | 6        | 6        | 0        | 36        | 39        | 12         |
| 1988-89 | Enfield | Div 2      | 3         | 0        | 3        | 0        | 10        | 34        | 0          |
| 1988-89 | Enfield | L Conf N   | 12        | 7        | 5        | 0        | 77        | 89        | 14         |
| 1989-90 | Enfield | Div 3      | 23        | 16       | 6        | 1        | 141       | 108       | 55         |
| 1990-91 | Enfield | Div 2      | 16        | 5        | 10       | 1        | 96        | 151       | 11         |
| 1991-92 | Enfield | Div 2      | 16        | 9        | 7        | 0        | 121       | 115       | 18         |

|         |         |       |    |   |   |   |     |     |    |
|---------|---------|-------|----|---|---|---|-----|-----|----|
| 1992-93 | Enfield | Div 2 | 15 | 7 | 8 | 0 | 99  | 95  | 12 |
| 1993-94 | Enfield | Div 2 | 15 | 9 | 5 | 1 | 114 | 86  | 19 |
| 1994-95 | Enfield | Div 2 | 18 | 9 | 8 | 1 | 116 | 126 | 18 |

### EPSOM

|          |       | <u>DIV</u> | <u>GP</u> | <u>W</u> | <u>L</u> | <u>T</u> | <u>GF</u> | <u>GA</u> | <u>PTS</u> |
|----------|-------|------------|-----------|----------|----------|----------|-----------|-----------|------------|
| 2010-11  | Epsom | East 2     | 14        | 6        | 6        | 2        | 146       | 112       | 28         |
| 2011-12  | Epsom | East 2     | 16        | 10       | 5        | 1        | 186       | 109       | 37         |
| 2012-13  | Epsom | East 2     | 16        | 14       | 2        | 0        | 211       | 89        | 44         |
| 2013-14  | Epsom | East 1     | 15        | 8        | 7        | 0        | 118       | 136       | 31         |
| 2014-15  | Epsom | East 1     | 13        | 4        | 8        | 1        | 88        | 108       | 21         |
| 2015-16  | Epsom | East 1     | 16        | 2        | 14       | 0        | 94        | 169       | 34         |
| 2016-17  | Epsom | East 2     | 18        | 17       | 1        | 0        | 161       | 60        | 70         |
| 2017-18  | Epsom | East 1     | 18        | 5        | 12       | 1        | 121       | 177       | 47         |
| 2018-19  | Epsom | Div 2      | 13        | 5        | 6        | 2        | 88        | 107       | 38         |
| 2019-20* | Epsom | Div 2      | 8         | 0        | 8        | 0        | 14        | 151       | 16         |

### EPSOM 2

|         |         | <u>DIV</u> | <u>GP</u> | <u>W</u> | <u>L</u> | <u>T</u> | <u>GF</u> | <u>GA</u> | <u>PTS</u> |
|---------|---------|------------|-----------|----------|----------|----------|-----------|-----------|------------|
| 2015-16 | Epsom 2 | East 3     | 10        | 3        | 7        | 0        | 55        | 69        | 22         |
| 2016-17 | Epsom 2 | East 3     | 12        | 7        | 5        | 0        | 92        | 59        | 36         |
| 2017-18 | Epsom 2 | East 3     | 12        | 7        | 4        | 1        | 102       | 63        | 37         |
| 2018-19 | Epsom 2 | East S2    | 8         | 3        | 4        | 1        | 45        | 59        | 23         |
| 2014-15 | Epsom 2 | East 3     | 16        | 10       | 6        | 0        | 127       | 92        | 36         |

### EXETER CITY

|         |             | <u>DIV</u> | <u>GP</u> | <u>W</u> | <u>L</u> | <u>T</u> | <u>GF</u> | <u>GA</u> | <u>PTS</u> |
|---------|-------------|------------|-----------|----------|----------|----------|-----------|-----------|------------|
| 2013-14 | Exeter City | West 2     | 15        | 6        | 9        | 0        | 87        | 83        | 21         |

### EXETER UNIVERSITY

|          |                   | <u>DIV</u> | <u>GP</u> | <u>W</u> | <u>L</u> | <u>T</u> | <u>GF</u> | <u>GA</u> | <u>PTS</u> |
|----------|-------------------|------------|-----------|----------|----------|----------|-----------|-----------|------------|
| 2006-07  | Exeter University | West       | 17        | 6        | 11       | 0        | 100       | 154       | 28         |
| 2007-08  | Exeter University | West 2     | 12        | 7        | 4        | 1        | 91        | 60        | 26         |
| 2008-09  | Exeter University | West 1     | 16        | 4        | 12       | 0        | 56        | 174       | 20         |
| 2009-10  | Exeter University | West 1     | 15        | 4        | 11       | 0        | 34        | 125       | 20         |
| 2010-11  | Exeter University | West 2     | 13        | 9        | 4        | 0        | 79        | 42        | 29         |
| 2011-12  | Exeter University | West 2     | 12        | 6        | 6        | 0        | 54        | 68        | 20         |
| 2014-15  | Exeter University | West 2     | 10        | 5        | 5        | 0        | 57        | 61        | 19         |
| 2015-16  | Exeter University | West 2     | 5         | 2        | 3        | 0        | 28        | 34        | 9          |
| 2016-17  | Exeter University | West 2     | 13        | 10       | 3        | 0        | 98        | 44        | 44         |
| 2017-18  | Exeter University | West 1     | 18        | 7        | 11       | 0        | 75        | 126       | 35         |
| 2018-19  | Exeter University | West S     | 6         | 3        | 3        | 0        | 30        | 30        | 12         |
| 2019-20* | Exeter University | West       | 3         | 0        | 3        | 0        | 0         | 30        | 2          |
| 2020-21  | Exeter University | West       | 0         | 0        | 0        | 0        | 0         | 0         | 0          |

### FALMOUTH & EXETER UNIVERSITY

|         |                              | <u>DIV</u> | <u>GP</u> | <u>W</u> | <u>L</u> | <u>T</u> | <u>GF</u> | <u>GA</u> | <u>PTS</u> |
|---------|------------------------------|------------|-----------|----------|----------|----------|-----------|-----------|------------|
| 2013-14 | Falmouth & Exeter University | West 2     | 17        | 3        | 14       | 0        | 33        | 164       | 11         |

### GLOUCESTER UNIVERSITY

|         |                       | <u>DIV</u> | <u>GP</u> | <u>W</u> | <u>L</u> | <u>T</u> | <u>GF</u> | <u>GA</u> | <u>PTS</u> |
|---------|-----------------------|------------|-----------|----------|----------|----------|-----------|-----------|------------|
| 2003-04 | Gloucester University | Div 3      | 20        | 6        | 13       | 1        | 82        | 163       | 31         |
| 2004-05 | Gloucester University | Div 4      | 18        | 12       | 6        | 0        | 170       | 99        | 40         |
| 2005-06 | Gloucester University | West       | 16        | 12       | 3        | 1        | 133       | 79        | 41         |
| 2006-07 | Gloucester University | Mid        | 9         | 0        | 9        | 0        | 19        | 104       | 5          |
| 2007-08 | Gloucester University | Mid        | 10        | 0        | 10       | 0        | 9         | 99        | 8          |

## GLOUCESTER UNIVERSITY 2

|         |                         | <u>DIV</u> | <u>GP</u> | <u>W</u> | <u>L</u> | <u>T</u> | <u>GF</u> | <u>GA</u> | <u>PTS</u> |
|---------|-------------------------|------------|-----------|----------|----------|----------|-----------|-----------|------------|
| 2005-06 | Gloucester University 2 | Mid        | 8         | 2        | 5        | 1        | 31        | 58        | 11         |

## GUILDFORD GATORS

|          |                  | <u>DIV</u> | <u>GP</u> | <u>W</u> | <u>L</u> | <u>T</u> | <u>GF</u> | <u>GA</u> | <u>PTS</u> |
|----------|------------------|------------|-----------|----------|----------|----------|-----------|-----------|------------|
| 2016-17  | Guildford Gators | East 3     | 14        | 12       | 2        | 0        | 123       | 39        | 52         |
| 2017-18  | Guildford Gators | East 2     | 16        | 8        | 7        | 1        | 122       | 103       | 47         |
| 2018-19  | Guildford Gators | East S1    | 12        | 7        | 5        | 0        | 97        | 113       | 38         |
| 2019-20* | Guildford Gators | East S     | 7         | 3        | 4        | 0        | 53        | 69        | 18         |
| 2020-21  | Guildford Gators | East S     | 2         | 1        | 1        | 0        | 17        | 21        | 6          |
| 2021-22  | Guildford Gators | East S     | 9         | 2        | 7        | 0        | 13        | 76        | 8          |
| 2022-23  | Guildford Gators | Div 3      | 11        | 6        | 5        | 0        | 90        | 65        | 30         |

## HAMPSTEAD

|         |           | <u>DIV</u> | <u>GP</u> | <u>W</u> | <u>L</u> | <u>T</u> | <u>GF</u> | <u>GA</u> | <u>PTS</u> |
|---------|-----------|------------|-----------|----------|----------|----------|-----------|-----------|------------|
| 1952-53 | Hampstead | Div 1      | 11        | 8        | 3        | 0        | 100       | 80        | 16         |
| 1953-54 | Hampstead | Div 1      | 10        | 7        | 3        | 0        | 88        | 59        | 14         |
| 1954-55 | Hampstead | Div 1      | 13        | 12       | 1        | 0        | 167       | 45        | 24         |
| 1955-56 | Hampstead | Div 1      | 14        | 7        | 6        | 1        | 131       | 138       | 15         |
| 1956-57 | Hampstead | Div 1      | 14        | 6        | 7        | 1        | 97        | 126       | 13         |
| 1957-58 | Hampstead | Div 1      | 16        | 1        | 15       | 0        | 67        | 191       | 2          |
| 1958-59 | Hampstead | Div 1      | 12        | 4        | 7        | 1        | 87        | 117       | 9          |
| 1959-60 | Hampstead | Div 1      | 12        | 4        | 8        | 0        | 63        | 93        | 8          |
| 1960-61 | Hampstead | Div 1      | 12        | 1        | 11       | 0        | 44        | 112       | 2          |
| 1961-62 | Hampstead | Div 2      | 9         | 8        | 1        | 0        | 84        | 23        | 16         |
| 1962-63 | Hampstead | Div 1      | 10        | 3        | 6        | 1        | 36        | 44        | 7          |
| 1963-64 | Hampstead | Div 1      | 13        | 3        | 9        | 1        | 48        | 88        | 7          |
| 1964-65 | Hampstead | Div 1      | 14        | 1        | 12       | 1        | 35        | 120       | 3          |
| 1965-66 | Hampstead | Div 1      | 10        | 4        | 6        | 0        | 51        | 84        | 6          |
| 1966-67 | Hampstead | Div 1      | 10        | 5        | 5        | 0        | 47        | 98        | 10         |
| 1967-68 | Hampstead | Div 1      | 9         | 4        | 5        | 0        | 39        | 53        | 8          |
| 1968-69 | Hampstead | Div 1      | 13        | 8        | 5        | 0        | 122       | 61        | 16         |
| 1969-70 | Hampstead | Div 1      | 14        | 12       | 2        | 0        | 167       | 68        | 24         |
| 1970-71 | Hampstead | Div 1      | 16        | 12       | 4        | 0        | 225       | 115       | 24         |
| 1971-72 | Hampstead | Div 1      | 17        | 13       | 1        | 3        | 218       | 122       | 29         |
| 1972-73 | Hampstead | Div 1      | 16        | 8        | 8        | 0        | 110       | 123       | 16         |
| 1973-74 | Hampstead | Div 1      | 17        | 14       | 3        | 0        | 189       | 93        | 28         |
| 1974-75 | Hampstead | Div 1      | 18        | 14       | 1        | 3        | 219       | 76        | 31         |
| 1975-76 | Hampstead | Div 1      | 18        | 17       | 1        | 0        | 339       | 49        | 34         |
| 1976-77 | Hampstead | Div 1      | 18        | 17       | 0        | 1        | 271       | 57        | 35         |
| 1977-78 | Hampstead | Div 1      | 18        | 15       | 3        | 0        | 264       | 74        | 30         |
| 1978-79 | Hampstead | Div 1      | 18        | 12       | 4        | 2        | 208       | 117       | 26         |
| 1979-80 | Hampstead | Div 1      | 16        | 14       | 2        | 0        | 198       | 88        | 28         |
| 1980-81 | Hampstead | Div 1      | 18        | 17       | 1        | 0        | 238       | 89        | 34         |
| 1981-82 | Hampstead | Div 1      | 15        | 14       | 0        | 1        | 185       | 55        | 29         |
| 1983-84 | Hampstead | Div 1      | 18        | 17       | 1        | 0        | 336       | 83        | 34         |
| 1984-85 | Hampstead | Div 1      | 18        | 15       | 3        | 0        | 208       | 137       | 30         |
| 1986-87 | Hampstead | Div 1      | 17        | 15       | 1        | 1        | 181       | 92        | 31         |
| 1987-88 | Hampstead | Div 1      | 14        | 13       | 1        | 0        | 135       | 80        | 26         |
| 1988-89 | Hampstead | Conf A     | 7         | 7        | 0        | 0        | 134       | 29        | 14         |
| 1988-89 | Hampstead | Div 1      | 7         | 7        | 0        | 0        | 106       | 41        | 14         |
| 1989-90 | Hampstead | Conf A     | 6         | 6        | 0        | 0        | 90        | 28        | 12         |
| 1989-90 | Hampstead | U Conf     | 7         | 5        | 2        | 0        | 101       | 81        | 10         |
| 1990-91 | Hampstead | Div 1      | 14        | 9        | 4        | 1        | 181       | 156       | 15½        |
| 1991-92 | Hampstead | Div 1      | 16        | 14       | 1        | 1        | 301       | 137       | 29         |
| 1992-93 | Hampstead | Div 1      | 16        | 8        | 8        | 0        | 150       | 140       | 15         |
| 1993-94 | Hampstead | Div 1      | 16        | 6        | 10       | 0        | 107       | 84        | 5          |
| 1994-95 | Hampstead | Div 2      | 17        | 16       | 1        | 0        | 218       | 56        | 32         |
| 1995-96 | Hampstead | Div 1      | 15        | 10       | 5        | 0        | 210       | 117       | 19         |
| 1996-97 | Hampstead | Div 1      | 17        | 9        | 8        | 0        | 131       | 109       | 15         |
| 1997-98 | Hampstead | Premier    | 16        | 11       | 5        | 0        | 243       | 131       | 21         |
| 1998-99 | Hampstead | Premier    | 16        | 9        | 7        | 0        | 159       | 77        | 15         |
| 1999-00 | Hampstead | Div 1      | 15        | 9        | 6        | 0        | 95        | 112       | 18         |
| 2000-01 | Hampstead | Div 1      | 14        | 6        | 6        | 2        | 129       | 113       | 13         |
| 2001-02 | Hampstead | Div 1      | 13        | 11       | 2        | 0        | 200       | 91        | 35         |

|          |           |         |    |    |    |   |     |     |    |
|----------|-----------|---------|----|----|----|---|-----|-----|----|
| 2002-03  | Hampstead | Div 1   | 15 | 13 | 2  | 0 | 206 | 94  | 40 |
| 2003-04  | Hampstead | Div 1   | 16 | 12 | 4  | 0 | 212 | 110 | 39 |
| 2004-05  | Hampstead | Div 1   | 16 | 15 | 1  | 0 | 257 | 101 | 46 |
| 2005-06  | Hampstead | Premier | 16 | 11 | 3  | 2 | 234 | 140 | 40 |
| 2006-07  | Hampstead | Premier | 16 | 11 | 4  | 1 | 191 | 109 | 39 |
| 2007-08  | Hampstead | Premier | 16 | 15 | 0  | 1 | 217 | 111 | 47 |
| 2008-09  | Hampstead | Premier | 18 | 14 | 3  | 1 | 201 | 119 | 47 |
| 2009-10  | Hampstead | Premier | 18 | 13 | 4  | 1 | 227 | 165 | 40 |
| 2010-11  | Hampstead | Premier | 18 | 11 | 6  | 1 | 165 | 138 | 40 |
| 2011-12  | Hampstead | Premier | 18 | 17 | 1  | 0 | 215 | 98  | 52 |
| 2012-13  | Hampstead | Premier | 17 | 12 | 5  | 0 | 168 | 126 | 40 |
| 2013-14  | Hampstead | Premier | 18 | 5  | 13 | 0 | 99  | 196 | 25 |
| 2014-15  | Hampstead | Premier | 18 | 8  | 9  | 1 | 156 | 137 | 30 |
| 2015-16  | Hampstead | Premier | 18 | 10 | 7  | 1 | 193 | 145 | 51 |
| 2016-17  | Hampstead | Premier | 18 | 17 | 1  | 0 | 253 | 89  | 70 |
| 2017-18  | Hampstead | Premier | 18 | 17 | 1  | 0 | 282 | 107 | 70 |
| 2018-19  | Hampstead | Premier | 12 | 12 | 0  | 0 | 224 | 55  | 48 |
| 2019-20* | Hampstead | Premier | 10 | 10 | 0  | 0 | 143 | 47  | 40 |
| 2020-21  | Hampstead | Premier | 6  | 5  | 0  | 1 | 64  | 23  | 23 |
| 2021-22  | Hampstead | Premier | 12 | 10 | 1  | 1 | 196 | 77  | 45 |
| 2022-23  | Hampstead | Premier | 10 | 9  | 1  | 0 | 149 | 73  | 38 |

### HAMPSTEAD 'A'

|         |               | <u>DIV</u> | <u>GP</u> | <u>W</u> | <u>L</u> | <u>T</u> | <u>GF</u> | <u>GA</u> | <u>PTS</u> |
|---------|---------------|------------|-----------|----------|----------|----------|-----------|-----------|------------|
| 1967-68 | Hampstead 'A' | Div 2      | 22        | 20       | 2        | 0        | 148       | 42        | 40         |
| 1968-69 | Hampstead 'A' | Div 2      | 16        | 9        | 7        | 0        | 133       | 85        | 18         |
| 1975-76 | Hampstead 'A' | Div 2      | 18        | 15       | 2        | 1        | 187       | 63        | 31         |
| 1976-77 | Hampstead 'A' | Div 2      | 18        | 16       | 2        | 0        | 202       | 73        | 31         |
| 1977-78 | Hampstead 'A' | Div 2      | 18        | 17       | 0        | 1        | 198       | 88        | 35         |
| 1978-79 | Hampstead 'A' | Div 2      | 17        | 8        | 7        | 2        | 93        | 96        | 18         |
| 1979-80 | Hampstead 'A' | Div 2      | 18        | 9        | 8        | 1        | 198       | 150       | 18         |
| 1980-81 | Hampstead 'A' | Div 2      | 17        | 9        | 6        | 2        | 141       | 116       | 20         |
| 1981-82 | Hampstead 'A' | Div 2      | 17        | 9        | 8        | 0        | 155       | 148       | 18         |
| 1983-84 | Hampstead 'A' | Div 2      | 18        | 16       | 2        | 0        | 289       | 102       | 32         |
| 1984-85 | Hampstead 'A' | Div 2      | 18        | 6        | 12       | 0        | 106       | 113       | 9          |
| 1986-87 | Hampstead 'A' | Div 2      | 17        | 10       | 5        | 2        | 179       | 126       | 21½        |
| 1987-88 | Hampstead 'A' | Div 2      | 14        | 4        | 10       | 0        | 79        | 112       | 2          |
| 1988-89 | Hampstead 'A' | Div 2      | 2         | 0        | 2        | 0        | 7         | 30        | 0          |
| 1988-89 | Hampstead 'A' | L Conf N   | 12        | 7        | 4        | 1        | 46        | 49        | 11½        |
| 1989-90 | Hampstead 'A' | Div 3      | 20        | 9        | 9        | 2        | 113       | 133       | 40         |
| 1990-91 | Hampstead 'A' | Div 3      | 15        | 9        | 5        | 1        | 86        | 40        | 31         |
| 1991-92 | Hampstead 'A' | Div 3      | 16        | 11       | 5        | 0        | 104       | 57        | 37         |

### HAMPSTEAD 'B'

|         |               | <u>DIV</u> | <u>GP</u> | <u>W</u> | <u>L</u> | <u>T</u> | <u>GF</u> | <u>GA</u> | <u>PTS</u> |
|---------|---------------|------------|-----------|----------|----------|----------|-----------|-----------|------------|
| 1975-76 | Hampstead 'B' | Div 2      | 18        | 12       | 6        | 0        | 102       | 72        | 24         |
| 1976-77 | Hampstead 'B' | Div 2      | 17        | 8        | 9        | 0        | 100       | 59        | 10         |
| 1983-84 | Hampstead 'B' | Div 4      | 12        | 11       | 1        | 0        | 78        | 31        | 36         |
| 1984-85 | Hampstead 'B' | Div 3      | 14        | 1        | 13       | 0        | 3         | 31        | 0          |

### HAMPSTEAD 2

|         |             | <u>DIV</u> | <u>GP</u> | <u>W</u> | <u>L</u> | <u>T</u> | <u>GF</u> | <u>GA</u> | <u>PTS</u> |
|---------|-------------|------------|-----------|----------|----------|----------|-----------|-----------|------------|
| 1960-61 | Hampstead 2 | Div 2      | 20        | 4        | 16       | 0        | 35        | 174       | 8          |
| 1961-62 | Hampstead 2 | Div 2      | 9         | 2        | 7        | 0        | 38        | 86        | 4          |
| 1962-63 | Hampstead 2 | Div 2      | 12        | 2        | 10       | 0        | 14        | 57        | 4          |

## HAMPSTEAD HURONS

|         |                  | <u>DIV</u> | <u>GP</u> | <u>W</u> | <u>L</u> | <u>T</u> | <u>GF</u> | <u>GA</u> | <u>PTS</u> |
|---------|------------------|------------|-----------|----------|----------|----------|-----------|-----------|------------|
| 1969-70 | Hampstead Hurons | Div 2      | 16        | 11       | 5        | 0        | 138       | 75        | 22         |
| 1970-71 | Hampstead Hurons | Div 2      | 14        | 11       | 2        | 1        | 206       | 102       | 23         |
| 1971-72 | Hampstead Hurons | Div 2      | 15        | 5        | 9        | 1        | 143       | 182       | 11         |
| 1972-73 | Hampstead Hurons | Div 2      | 17        | 8        | 7        | 2        | 126       | 121       | 18         |
| 1973-74 | Hampstead Hurons | Div 2      | 18        | 9        | 9        | 0        | 130       | 99        | 18         |
| 1974-75 | Hampstead Hurons | Div 2      | 19        | 17       | 2        | 0        | 173       | 56        | 34         |

## HENRY THORNTON SCHOOL

|         |                       | <u>DIV</u> | <u>GP</u> | <u>W</u> | <u>L</u> | <u>T</u> | <u>GF</u> | <u>GA</u> | <u>PTS</u> |
|---------|-----------------------|------------|-----------|----------|----------|----------|-----------|-----------|------------|
| 1957-58 | Henry Thornton School | Div 2      | 6         | 5        | 1        | 0        | 38        | 17        | 10         |
| 1958-59 | Henry Thornton School | Div 2      | 10        | 8        | 2        | 0        | 55        | 27        | 16         |
| 1959-60 | Henry Thornton School | Div 2      | 14        | 7        | 6        | 1        | 193       | 57        | 15         |
| 1960-61 | Henry Thornton School | Div 2      | 20        | 8        | 12       | 0        | 122       | 95        | 16         |
| 1961-62 | Henry Thornton School | Div 2      | 8         | 3        | 5        | 0        | 65        | 77        | 6          |
| 1962-63 | Henry Thornton School | Div 2      | 12        | 4        | 7        | 1        | 23        | 43        | 9          |
| 1963-64 | Henry Thornton School | Div 2      | 19        | 12       | 5        | 2        | 121       | 78        | 26         |
| 1964-65 | Henry Thornton School | Div 2      | 23        | 7        | 15       | 1        | 77        | 123       | 15         |
| 1965-66 | Henry Thornton School | Div 2      | 22        | 3        | 19       | 0        | 52        | 167       | 6          |
| 1967-68 | Henry Thornton School | Div 2      | 19        | 9        | 8        | 2        | 53        | 59        | 20         |
| 1968-69 | Henry Thornton School | Div 3      | 16        | 0        | 16       | 0        | 15        | 57        | 0          |

## HERGA

|         |       | <u>DIV</u> | <u>GP</u> | <u>W</u> | <u>L</u> | <u>T</u> | <u>GF</u> | <u>GA</u> | <u>PTS</u> |
|---------|-------|------------|-----------|----------|----------|----------|-----------|-----------|------------|
| 1958-59 | Herga | Div 2      | 10        | 3        | 7        | 0        | 12        | 48        | 6          |
| 1959-60 | Herga | Div 2      | 15        | 4        | 10       | 1        | 58        | 117       | 9          |

## HERTFORDSHIRE COMETS

|         |                      | <u>DIV</u> | <u>GP</u> | <u>W</u> | <u>L</u> | <u>T</u> | <u>GF</u> | <u>GA</u> | <u>PTS</u> |
|---------|----------------------|------------|-----------|----------|----------|----------|-----------|-----------|------------|
| 2005-06 | Hertfordshire Comets | East       | 13        | 5        | 8        | 0        | 87        | 144       | 23         |
| 2006-07 | Hertfordshire Comets | East 2     | 14        | 11       | 3        | 0        | 139       | 53        | 35         |
| 2007-08 | Hertfordshire Comets | East 1     | 18        | 3        | 15       | 0        | 80        | 221       | 24         |
| 2008-09 | Hertfordshire Comets | East 1     | 18        | 1        | 17       | 0        | 43        | 200       | 12         |

## HERTSRING

|         |            | <u>DIV</u> | <u>GP</u> | <u>W</u> | <u>L</u> | <u>T</u> | <u>GF</u> | <u>GA</u> | <u>PTS</u> |
|---------|------------|------------|-----------|----------|----------|----------|-----------|-----------|------------|
| 1976-77 | Hertspring | Div 3      | 22        | 3        | 15       | 4        | 80        | 184       | 32         |

## HILLCROFT

|         |           | <u>DIV</u> | <u>GP</u> | <u>W</u> | <u>L</u> | <u>T</u> | <u>GF</u> | <u>GA</u> | <u>PTS</u> |
|---------|-----------|------------|-----------|----------|----------|----------|-----------|-----------|------------|
| 1971-72 | Hillcroft | Div 2      | 15        | 4        | 11       | 0        | 77        | 210       | 8          |
| 1972-73 | Hillcroft | Div 2      | 17        | 2        | 15       | 0        | 68        | 210       | 4          |
| 1973-74 | Hillcroft | Div 3      | 22        | 18       | 4        | 0        | 192       | 51        | 36         |
| 1974-75 | Hillcroft | Div 2      | 17        | 8        | 8        | 1        | 121       | 114       | 17         |
| 1975-76 | Hillcroft | Div 2      | 18        | 7        | 9        | 2        | 96        | 143       | 16         |
| 1976-77 | Hillcroft | Div 2      | 16        | 4        | 12       | 0        | 59        | 117       | 7          |
| 1977-78 | Hillcroft | Div 2      | 18        | 15       | 3        | 0        | 161       | 73        | 30         |
| 1978-79 | Hillcroft | Div 1      | 17        | 0        | 17       | 0        | 56        | 205       | 0          |
| 1979-80 | Hillcroft | Div 2      | 17        | 16       | 1        | 0        | 207       | 73        | 32         |
| 1980-81 | Hillcroft | Div 1      | 18        | 9        | 8        | 1        | 155       | 173       | 19         |
| 1981-82 | Hillcroft | Div 1      | 16        | 4        | 12       | 0        | 74        | 172       | 8          |
| 1983-84 | Hillcroft | Div 1      | 17        | 7        | 10       | 0        | 84        | 109       | 12         |
| 1984-85 | Hillcroft | Div 1      | 18        | 14       | 4        | 0        | 171       | 106       | 28         |
| 1986-87 | Hillcroft | Div 1      | 18        | 15       | 2        | 1        | 159       | 85        | 31         |
| 1987-88 | Hillcroft | Div 1      | 16        | 5        | 9        | 2        | 132       | 135       | 11         |
| 1988-89 | Hillcroft | Conf B     | 5         | 5        | 0        | 0        | 71        | 32        | 10         |
| 1988-89 | Hillcroft | Div 1      | 7         | 3        | 3        | 1        | 61        | 68        | 6          |
| 1989-90 | Hillcroft | Conf B     | 7         | 4        | 3        | 0        | 86        | 40        | 7          |
| 1989-90 | Hillcroft | L Conf     | 8         | 8        | 0        | 0        | 49        | 12        | 16         |
| 1990-91 | Hillcroft | Div 1      | 15        | 9        | 4        | 2        | 130       | 111       | 20         |

|          |           |         |    |    |    |   |     |     |    |
|----------|-----------|---------|----|----|----|---|-----|-----|----|
| 1991-92  | Hillcroft | Div 1   | 16 | 9  | 6  | 1 | 146 | 120 | 19 |
| 1992-93  | Hillcroft | Div 1   | 16 | 4  | 11 | 1 | 153 | 168 | 9  |
| 1993-94  | Hillcroft | Div 1   | 16 | 15 | 1  | 0 | 168 | 66  | 30 |
| 1994-95  | Hillcroft | Div 1   | 16 | 12 | 2  | 2 | 213 | 98  | 26 |
| 1995-96  | Hillcroft | Div 1   | 16 | 13 | 3  | 0 | 167 | 69  | 26 |
| 1996-97  | Hillcroft | Div 1   | 18 | 11 | 6  | 1 | 142 | 127 | 23 |
| 1997-98  | Hillcroft | Premier | 16 | 9  | 6  | 1 | 142 | 110 | 19 |
| 1998-99  | Hillcroft | Premier | 16 | 10 | 6  | 0 | 110 | 113 | 20 |
| 1999-00  | Hillcroft | Div 1   | 15 | 3  | 12 | 0 | 57  | 145 | 5  |
| 2000-01  | Hillcroft | Div 1   | 13 | 8  | 5  | 0 | 83  | 93  | 16 |
| 2001-02  | Hillcroft | Div 1   | 15 | 7  | 8  | 0 | 92  | 131 | 28 |
| 2002-03  | Hillcroft | Div 1   | 16 | 7  | 8  | 1 | 111 | 135 | 30 |
| 2003-04  | Hillcroft | Div 1   | 16 | 10 | 6  | 0 | 173 | 111 | 36 |
| 2004-05  | Hillcroft | Div 1   | 16 | 10 | 6  | 0 | 179 | 129 | 36 |
| 2005-06  | Hillcroft | Premier | 16 | 13 | 1  | 2 | 180 | 120 | 44 |
| 2006-07  | Hillcroft | Premier | 16 | 4  | 12 | 0 | 83  | 182 | 24 |
| 2007-08  | Hillcroft | Premier | 16 | 1  | 13 | 2 | 41  | 186 | 20 |
| 2008-09  | Hillcroft | Premier | 18 | 2  | 15 | 1 | 79  | 218 | 23 |
| 2009-10  | Hillcroft | Premier | 18 | 6  | 12 | 0 | 138 | 212 | 30 |
| 2010-11  | Hillcroft | Premier | 18 | 9  | 7  | 2 | 158 | 151 | 38 |
| 2011-12  | Hillcroft | Premier | 18 | 8  | 6  | 4 | 150 | 140 | 38 |
| 2012-13  | Hillcroft | Premier | 17 | 11 | 5  | 1 | 157 | 140 | 40 |
| 2013-14  | Hillcroft | Premier | 18 | 8  | 8  | 2 | 156 | 151 | 36 |
| 2014-15  | Hillcroft | Premier | 17 | 10 | 7  | 0 | 150 | 116 | 37 |
| 2015-16  | Hillcroft | Premier | 18 | 12 | 3  | 3 | 205 | 116 | 63 |
| 2016-17  | Hillcroft | Premier | 18 | 14 | 4  | 0 | 219 | 82  | 64 |
| 2017-18  | Hillcroft | Premier | 18 | 16 | 2  | 0 | 237 | 77  | 68 |
| 2018-19  | Hillcroft | Premier | 12 | 9  | 3  | 0 | 160 | 82  | 42 |
| 2019-20* | Hillcroft | Premier | 10 | 8  | 2  | 0 | 113 | 73  | 36 |
| 2020-21  | Hillcroft | Premier | 4  | 2  | 0  | 2 | 44  | 18  | 14 |
| 2021-22  | Hillcroft | Premier | 12 | 7  | 5  | 0 | 105 | 87  | 34 |
| 2022-23  | Hillcroft | Premier | 10 | 5  | 5  | 0 | 86  | 136 | 30 |

## HILLCROFT 'A'

|         |               | <u>DIV</u> | <u>GP</u> | <u>W</u> | <u>L</u> | <u>T</u> | <u>GF</u> | <u>GA</u> | <u>PTS</u> |
|---------|---------------|------------|-----------|----------|----------|----------|-----------|-----------|------------|
| 1971-72 | Hillcroft 'A' | Div 3      | 20        | 5        | 15       | 0        | 64        | 129       | 10         |
| 1972-73 | Hillcroft 'A' | Div 3      | 23        | 7        | 16       | 0        | 81        | 93        | 12         |
| 1973-74 | Hillcroft 'A' | Div 3      | 21        | 10       | 11       | 0        | 52        | 115       | 20         |
| 1974-75 | Hillcroft 'A' | Div 3      | 21        |          |          |          |           |           | 18         |
| 1975-76 | Hillcroft 'A' | Div 3      | 20        | 10       | 10       | 0        | 87        | 90        | 20         |
| 1976-77 | Hillcroft 'A' | Div 3      | 21        | 10       | 9        | 2        | 101       | 87        | 38         |
| 1977-78 | Hillcroft 'A' | Div 3      | 21        | 9        | 11       | 1        | 46        | 101       | 36         |
| 1978-79 | Hillcroft 'A' | Div 3      | 16        | 10       | 6        | 0        | 85        | 111       | 36         |
| 1979-80 | Hillcroft 'A' | Div 3      | 21        | 13       | 7        | 1        | 191       | 112       | 48         |
| 1980-81 | Hillcroft 'A' | Div 3      | 9         | 6        | 3        | 0        | 71        | 48        | 11         |
| 1981-82 | Hillcroft 'A' | Div 3      | 18        | 17       | 1        | 0        | 145       | 51        | 34         |
| 1983-84 | Hillcroft 'A' | Div 2      | 18        | 7        | 9        | 2        | 81        | 105       | 13         |
| 1984-85 | Hillcroft 'A' | Div 2      | 18        | 10       | 8        | 0        | 155       | 120       | 19         |
| 1986-87 | Hillcroft 'A' | Div 2      | 18        | 6        | 9        | 3        | 89        | 152       | 13         |
| 1987-88 | Hillcroft 'A' | Div 2      | 18        | 1        | 17       | 0        | 22        | 59        | 0          |
| 1988-89 | Hillcroft 'A' | Div 2      | 6         | 3        | 3        | 0        | 42        | 28        | 4½         |
| 1988-89 | Hillcroft 'A' | L Conf S   | 14        | 10       | 4        | 0        | 45        | 41        | 18         |
| 1989-90 | Hillcroft 'A' | Div 3      | 18        | 14       | 4        | 0        | 92        | 60        | 45         |
| 1990-91 | Hillcroft 'A' | Div 2      | 16        | 3        | 11       | 2        | 59        | 120       | 6          |
| 1991-92 | Hillcroft 'A' | Div 3      | 16        | 16       | 0        | 0        | 103       | 18        | 48         |
| 1992-93 | Hillcroft 'A' | Div 2      | 15        | 12       | 3        | 0        | 126       | 68        | 24         |
| 1993-94 | Hillcroft 'A' | Div 3      | 14        | 12       | 2        | 0        | 152       | 48        | 38         |
| 1994-95 | Hillcroft 'A' | Div 2      | 19        | 7        | 12       | 0        | 88        | 173       | 14         |
| 1995-96 | Hillcroft 'A' | Div 2      | 12        | 1        | 10       | 1        | 19        | 69        | 0          |
| 2010-11 | Hillcroft 'A' | East 3     | 14        | 14       | 0        | 0        | 203       | 35        | 42         |
| 2011-12 | Hillcroft 'A' | East 2     | 16        | 14       | 2        | 0        | 148       | 77        | 44         |
| 2012-13 | Hillcroft 'A' | East 1     | 16        | 4        | 10       | 2        | 99        | 131       | 26         |
| 2013-14 | Hillcroft 'A' | East 1     | 15        | 8        | 7        | 0        | 119       | 99        | 31         |
| 2014-15 | Hillcroft 'A' | East 1     | 14        | 10       | 2        | 2        | 158       | 64        | 36         |
| 2015-16 | Hillcroft 'A' | East 1     | 17        | 11       | 5        | 1        | 206       | 110       | 55         |
| 2016-17 | Hillcroft 'A' | East 1     | 16        | 15       | 0        | 1        | 218       | 62        | 63         |
| 2017-18 | Hillcroft 'A' | East 1     | 18        | 15       | 3        | 0        | 227       | 84        | 66         |
| 2018-19 | Hillcroft 'A' | Div 1      | 12        | 7        | 3        | 2        | 108       | 69        | 40         |

|          |               |       |    |   |   |   |    |     |    |
|----------|---------------|-------|----|---|---|---|----|-----|----|
| 2019-20* | Hillcroft 'A' | Div 1 | 7  | 2 | 3 | 2 | 45 | 41  | 20 |
| 2020-21  | Hillcroft 'A' | Div 1 | 5  | 2 | 3 | 0 | 34 | 40  | 14 |
| 2021-22  | Hillcroft 'A' | Div 1 | 13 | 4 | 9 | 0 | 97 | 141 | 34 |

### HILLCROFT 'B'

|          |               | <u>DIV</u> | <u>GP</u> | <u>W</u> | <u>L</u> | <u>T</u> | <u>GF</u> | <u>GA</u> | <u>PTS</u> |
|----------|---------------|------------|-----------|----------|----------|----------|-----------|-----------|------------|
| 1980-81  | Hillcroft 'B' | Div 4      | 19        | 13       | 6        | 0        | 178       | 85        | 44         |
| 1981-82  | Hillcroft 'B' | Div 4      | 15        | 9        | 6        | 0        | 102       | 44        | 29         |
| 1983-84  | Hillcroft 'B' | Div 4      | 12        | 5        | 7        | 0        | 32        | 117       | 16         |
| 1984-85  | Hillcroft 'B' | Div 4      | 18        | 3        | 15       | 0        | 3         | 15        | 9          |
| 2013-14  | Hillcroft 'B' | East 3     | 12        | 9        | 2        | 1        | 105       | 47        | 31         |
| 2014-15  | Hillcroft 'B' | East 2     | 18        | 12       | 5        | 1        | 191       | 90        | 43         |
| 2015-16  | Hillcroft 'B' | East 2     | 16        | 14       | 2        | 0        | 218       | 53        | 60         |
| 2016-17  | Hillcroft 'B' | East 1     | 16        | 7        | 9        | 0        | 106       | 142       | 46         |
| 2017-18  | Hillcroft 'B' | East 1     | 18        | 4        | 11       | 3        | 113       | 183       | 47         |
| 2018-19  | Hillcroft 'B' | Div 2      | 12        | 2        | 9        | 1        | 63        | 111       | 23         |
| 2019-20* | Hillcroft 'B' | East S     | 3         | 1        | 2        | 0        | 26        | 36        | 8          |
| 2020-21  | Hillcroft 'B' | East S     | 4         | 3        | 1        | 0        | 48        | 22        | 14         |
| 2021-22  | Hillcroft 'B' | East S     | 7         | 5        | 2        | 0        | 79        | 28        | 24         |

### HILLCROFT 2

|         |             | <u>DIV</u> | <u>GP</u> | <u>W</u> | <u>L</u> | <u>T</u> | <u>GF</u> | <u>GA</u> | <u>PTS</u> |
|---------|-------------|------------|-----------|----------|----------|----------|-----------|-----------|------------|
| 2022-23 | Hillcroft 2 | Div 1      | 14        | 0        | 14       | 0        | 49        | 181       | 22         |

### HITCHIN

|         |         | <u>DIV</u> | <u>GP</u> | <u>W</u> | <u>L</u> | <u>T</u> | <u>GF</u> | <u>GA</u> | <u>PTS</u> |
|---------|---------|------------|-----------|----------|----------|----------|-----------|-----------|------------|
| 1980-81 | Hitchin | Div 4      | 19        | 14       | 5        | 0        | 197       | 107       | 47         |
| 1981-82 | Hitchin | Div 3      | 18        | 9        | 8        | 1        | 141       | 137       | 19         |
| 1983-84 | Hitchin | Div 2      | 18        | 4        | 14       | 0        | 70        | 235       | 8          |
| 1984-85 | Hitchin | Div 2      | 18        | 7        | 11       | 0        | 115       | 174       | 14         |
| 1986-87 | Hitchin | Div 2      | 17        | 15       | 1        | 1        | 209       | 91        | 31         |
| 1987-88 | Hitchin | Div 2      | 18        | 16       | 2        | 0        | 236       | 99        | 31½        |
| 1988-89 | Hitchin | Div 2      | 4         | 3        | 1        | 0        | 48        | 23        | 5½         |
| 1988-89 | Hitchin | Conf B     | 6         | 2        | 4        | 0        | 71        | 66        | 3½         |
| 1989-90 | Hitchin | Conf B     | 8         | 5        | 3        | 0        | 63        | 57        | 10         |
| 1989-90 | Hitchin | U Conf     | 9         | 3        | 6        | 0        | 66        | 112       | 6          |
| 1990-91 | Hitchin | Div 1      | 16        | 4        | 11       | 1        | 104       | 177       | 8          |
| 1991-92 | Hitchin | Div 1      | 16        | 6        | 10       | 0        | 133       | 200       | 12         |
| 1992-93 | Hitchin | Div 1      | 16        | 9        | 7        | 0        | 115       | 109       | 18         |
| 1993-94 | Hitchin | Div 1      | 15        | 4        | 11       | 0        | 78        | 144       | 8          |
| 1994-95 | Hitchin | Div 1      | 16        | 9        | 7        | 0        | 143       | 159       | 18         |
| 1995-96 | Hitchin | Div 1      | 16        | 6        | 10       | 0        | 114       | 173       | 12         |
| 1996-97 | Hitchin | Div 1      | 17        | 12       | 5        | 0        | 105       | 97        | 23         |
| 1997-98 | Hitchin | Premier    | 16        | 7        | 7        | 2        | 104       | 128       | 16         |
| 1998-99 | Hitchin | Div 1      | 15        | 12       | 3        | 0        | 127       | 64        | 24         |
| 1999-00 | Hitchin | Div 1      | 15        | 7        | 8        | 0        | 127       | 150       | 13         |
| 2000-01 | Hitchin | Div 1      | 13        | 4        | 8        | 1        | 93        | 147       | 9          |
| 2001-02 | Hitchin | Div 1      | 13        | 3        | 10       | 0        | 100       | 155       | 18         |
| 2002-03 | Hitchin | Div 2      | 17        | 13       | 2        | 2        | 194       | 98        | 45         |
| 2003-04 | Hitchin | Div 1      | 16        | 10       | 6        | 0        | 167       | 131       | 36         |
| 2004-05 | Hitchin | Div 1      | 16        | 7        | 9        | 0        | 156       | 172       | 29         |
| 2005-06 | Hitchin | Premier    | 16        | 14       | 2        | 0        | 216       | 79        | 44         |
| 2006-07 | Hitchin | Premier    | 16        | 15       | 0        | 1        | 236       | 64        | 47         |
| 2007-08 | Hitchin | Premier    | 16        | 10       | 4        | 2        | 238       | 119       | 38         |
| 2008-09 | Hitchin | Premier    | 18        | 10       | 8        | 0        | 202       | 162       | 38         |
| 2009-10 | Hitchin | Premier    | 18        | 8        | 9        | 1        | 215       | 200       | 35         |
| 2010-11 | Hitchin | Premier    | 18        | 5        | 10       | 3        | 116       | 166       | 30         |
| 2011-12 | Hitchin | Premier    | 18        | 12       | 5        | 1        | 217       | 151       | 43         |
| 2012-13 | Hitchin | Premier    | 18        | 7        | 11       | 0        | 150       | 160       | 32         |
| 2013-14 | Hitchin | Premier    | 18        | 13       | 4        | 1        | 164       | 91        | 45         |
| 2014-15 | Hitchin | Premier    | 17        | 10       | 7        | 0        | 160       | 120       | 37         |
| 2015-16 | Hitchin | Premier    | 17        | 8        | 9        | 0        | 134       | 141       | 50         |
| 2016-17 | Hitchin | Premier    | 18        | 4        | 14       | 0        | 112       | 214       | 44         |
| 2017-18 | Hitchin | Premier    | 18        | 5        | 13       | 0        | 107       | 236       | 46         |
| 2018-19 | Hitchin | Premier    | 12        | 4        | 6        | 2        | 97        | 131       | 34         |

|          |         |         |    |   |   |   |    |     |    |
|----------|---------|---------|----|---|---|---|----|-----|----|
| 2019-20* | Hitchin | Premier | 8  | 3 | 5 | 0 | 49 | 84  | 22 |
| 2020-21  | Hitchin | Premier | 5  | 3 | 2 | 0 | 36 | 34  | 14 |
| 2021-22  | Hitchin | Premier | 12 | 4 | 7 | 1 | 75 | 109 | 33 |
| 2022-23  | Hitchin | Premier | 10 | 1 | 8 | 1 | 63 | 113 | 23 |

### HITCHIN 'A'

|          |             | <u>DIV</u> | <u>GP</u> | <u>W</u> | <u>L</u> | <u>T</u> | <u>GF</u> | <u>GA</u> | <u>PTS</u> |
|----------|-------------|------------|-----------|----------|----------|----------|-----------|-----------|------------|
| 1981-82  | Hitchin 'A' | Div 4      | 16        | 8        | 7        | 1        | 76        | 113       | 33         |
| 1983-84  | Hitchin 'A' | Div 3      | 17        | 6        | 11       | 0        | 27        | 49        | 6          |
| 1987-88  | Hitchin 'A' | Div 3      | 2         | 0        | 2        | 0        | 9         | 11        | 0          |
| 1988-89  | Hitchin 'A' | Div 3      | 3         | 0        | 3        | 0        | 9         | 43        | 0          |
| 1988-89  | Hitchin 'A' | L Conf N   | 12        | 2        | 10       | 0        | 57        | 62        | 4          |
| 1989-90  | Hitchin 'A' | Div 3      | 18        | 3        | 15       | 0        | 34        | 115       | 19         |
| 1990-91  | Hitchin 'A' | Div 3      | 18        | 5        | 12       | 1        | 53        | 131       | 24         |
| 1991-92  | Hitchin 'A' | Div 3      | 16        | 7        | 9        | 0        | 54        | 67        | 26         |
| 1992-93  | Hitchin 'A' | Div 3      | 13        | 10       | 2        | 1        | 67        | 49        | 34         |
| 1993-94  | Hitchin 'A' | Div 3      | 12        | 7        | 4        | 1        | 46        | 47        | 26         |
| 1994-95  | Hitchin 'A' | Div 3      | 14        | 0        | 14       | 0        | 5         | 45        | 2          |
| 1995-96  | Hitchin 'A' | Div 2      | 11        | 3        | 7        | 1        | 58        | 85        | 6          |
| 1996-97  | Hitchin 'A' | Div 2      | 8         | 1        | 7        | 0        | 7         | 28        | 2          |
| 1997-98  | Hitchin 'A' | Div 2      | 13        | 9        | 2        | 2        | 41        | 33        | 20         |
| 1998-99  | Hitchin 'A' | Div 1      | 17        | 4        | 13       | 0        | 82        | 144       | 8          |
| 1999-00  | Hitchin 'A' | Div 2      | 11        | 3        | 8        | 0        | 40        | 159       | 6          |
| 2000-01  | Hitchin 'A' | Div 2      | 18        | 4        | 14       | 0        | 90        | 193       | 8          |
| 2001-02  | Hitchin 'A' | Div 3      | 11        | 4        | 7        | 0        | 54        | 104       | 18         |
| 2002-03  | Hitchin 'A' | Div 3      | 16        | 12       | 4        | 0        | 151       | 101       | 39         |
| 2003-04  | Hitchin 'A' | Div 3      | 20        | 11       | 8        | 1        | 184       | 180       | 42         |
| 2004-05  | Hitchin 'A' | Div 3      | 18        | 3        | 15       | 0        | 66        | 190       | 20         |
| 2005-06  | Hitchin 'A' | East       | 12        | 2        | 10       | 0        | 77        | 129       | 15         |
| 2006-07  | Hitchin 'A' | East 2     | 14        | 11       | 3        | 0        | 186       | 69        | 36         |
| 2007-08  | Hitchin 'A' | East 1     | 18        | 6        | 12       | 0        | 127       | 176       | 30         |
| 2008-09  | Hitchin 'A' | East 1     | 17        | 2        | 15       | 0        | 89        | 236       | 21         |
| 2009-10  | Hitchin 'A' | East 1     | 18        | 4        | 13       | 1        | 75        | 156       | 26         |
| 2010-11  | Hitchin 'A' | East 2     | 14        | 0        | 14       | 0        | 49        | 169       | 13         |
| 2011-12  | Hitchin 'A' | East 3     | 11        | 6        | 3        | 2        | 103       | 58        | 24         |
| 2012-13  | Hitchin 'A' | East 3     | 12        | 9        | 3        | 0        | 89        | 43        | 29         |
| 2013-14  | Hitchin 'A' | East 2     | 16        | 9        | 7        | 0        | 104       | 80        | 32         |
| 2014-15  | Hitchin 'A' | East 2     | 17        | 7        | 10       | 0        | 112       | 198       | 31         |
| 2015-16  | Hitchin 'A' | East 2     | 16        | 0        | 16       | 0        | 0         | 160       | -1         |
| 2016-17  | Hitchin 'A' | East 3     | 15        | 8        | 5        | 2        | 113       | 68        | 46         |
| 2017-18  | Hitchin 'A' | East 3     | 12        | 10       | 2        | 0        | 126       | 46        | 44         |
| 2018-19  | Hitchin 'A' | East N     | 10        | 1        | 9        | 0        | 35        | 119       | 13         |
| 2019-20* | Hitchin 'A' | East N     | 7         | 7        | 0        | 0        | 97        | 24        | 28         |
| 2020-21  | Hitchin 'A' | Div 2      | 5         | 4        | 1        | 0        | 49        | 39        | 18         |
| 2021-22  | Hitchin 'A' | Div 2      | 5         | 2        | 3        | 0        | 37        | 43        | 12         |

### IMPERIAL COLLEGE

|         |                  | <u>DIV</u> | <u>GP</u> | <u>W</u> | <u>L</u> | <u>T</u> | <u>GF</u> | <u>GA</u> | <u>PTS</u> |
|---------|------------------|------------|-----------|----------|----------|----------|-----------|-----------|------------|
| 1970-71 | Imperial College | Div 3      | 18        | 7        | 11       | 0        | 63        | 63        | 14         |
| 1971-72 | Imperial College | Div 3      | 20        | 6        | 14       | 0        | 105       | 184       | 12         |
| 1972-73 | Imperial College | Div 3      | 24        | 15       | 5        | 4        | 101       | 78        | 34         |
| 1973-74 | Imperial College | Div 3      | 22        | 4        | 17       | 1        | 44        | 68        | 9          |
| 1974-75 | Imperial College | Div 3      | 19        |          |          |          |           |           | 20         |
| 1975-76 | Imperial College | Div 3      | 20        | 6        | 14       | 0        | 51        | 84        | 12         |
| 2008-09 | Imperial College | East 2     | 16        | 4        | 12       | 0        | 104       | 162       | 21         |

### JOYCE GREEN

|         |             | <u>DIV</u> | <u>GP</u> | <u>W</u> | <u>L</u> | <u>T</u> | <u>GF</u> | <u>GA</u> | <u>PTS</u> |
|---------|-------------|------------|-----------|----------|----------|----------|-----------|-----------|------------|
| 1986-87 | Joyce Green | Div 3      | 16        | 10       | 6        | 0        | 81        | 79        | 20         |



**KEELE UNIVERSITY**

|         |                  | <u>DIV</u> | <u>GP</u> | <u>W</u> | <u>L</u> | <u>T</u> | <u>GF</u> | <u>GA</u> | <u>PTS</u> |
|---------|------------------|------------|-----------|----------|----------|----------|-----------|-----------|------------|
| 2005-06 | Keele University | Mid        | 10        | 3        | 7        | 0        | 47        | 71        | 13         |
| 2006-07 | Keele University | Mid        | 10        | 2        | 8        | 0        | 37        | 107       | 12         |
| 2007-08 | Keele University | Mid        | 12        | 5        | 7        | 0        | 50        | 130       | 20         |

**KENT STAGS**

|         |            | <u>DIV</u> | <u>GP</u> | <u>W</u> | <u>L</u> | <u>T</u> | <u>GF</u> | <u>GA</u> | <u>PTS</u> |
|---------|------------|------------|-----------|----------|----------|----------|-----------|-----------|------------|
| 2021-22 | Kent Stags | East S     | 7         | 2        | 5        | 0        | 25        | 66        | 12         |
| 2022-23 | Kent Stags | Div 3      | 11        | 6        | 5        | 0        | 61        | 61        | 26         |

**KENT UNIVERSITY**

|         |                 | <u>DIV</u> | <u>GP</u> | <u>W</u> | <u>L</u> | <u>T</u> | <u>GF</u> | <u>GA</u> | <u>PTS</u> |
|---------|-----------------|------------|-----------|----------|----------|----------|-----------|-----------|------------|
| 2008-09 | Kent University | East 2     | 16        | 3        | 13       | 0        | 33        | 137       | 16         |

**KENTON**

|         |        | <u>DIV</u> | <u>GP</u> | <u>W</u> | <u>L</u> | <u>T</u> | <u>GF</u> | <u>GA</u> | <u>PTS</u> |
|---------|--------|------------|-----------|----------|----------|----------|-----------|-----------|------------|
| 1952-53 | Kenton | Div 1      | 12        | 5        | 7        | 0        | 82        | 78        | 10         |
| 1953-54 | Kenton | Div 1      | 11        | 3        | 6        | 2        | 67        | 72        | 8          |
| 1954-55 | Kenton | Div 1      | 13        | 8        | 5        | 0        | 95        | 62        | 16         |
| 1955-56 | Kenton | Div 1      | 13        | 11       | 2        | 0        | 147       | 43        | 22         |
| 1956-57 | Kenton | Div 1      | 14        | 13       | 1        | 0        | 162       | 57        | 26         |
| 1957-58 | Kenton | Div 1      | 15        | 14       | 1        | 0        | 167       | 54        | 28         |
| 1958-59 | Kenton | Div 1      | 13        | 11       | 1        | 1        | 162       | 51        | 23         |
| 1959-60 | Kenton | Div 1      | 12        | 4        | 7        | 1        | 61        | 63        | 9          |
| 1960-61 | Kenton | Div 1      | 12        | 6        | 5        | 1        | 69        | 42        | 13         |
| 1961-62 | Kenton | Div 1      | 13        | 8        | 3        | 2        | 84        | 52        | 18         |
| 1962-63 | Kenton | Div 1      | 9         | 5        | 4        | 0        | 53        | 41        | 10         |
| 1963-64 | Kenton | Div 1      | 12        | 8        | 4        | 0        | 77        | 59        | 16         |
| 1964-65 | Kenton | Div 1      | 14        | 6        | 8        | 0        | 59        | 81        | 12         |
| 1965-66 | Kenton | Div 1      | 11        | 3        | 8        | 0        | 67        | 71        | 6          |
| 1966-67 | Kenton | Div 1      | 9         | 3        | 6        | 0        | 56        | 52        | 6          |
| 1967-68 | Kenton | Div 1      | 8         | 2        | 5        | 1        | 35        | 48        | 5          |
| 1968-69 | Kenton | Div 1      | 14        | 2        | 11       | 1        | 63        | 121       | 5          |
| 1969-70 | Kenton | Div 2      | 16        | 11       | 4        | 1        | 97        | 54        | 23         |
| 1970-71 | Kenton | Div 2      | 16        | 12       | 3        | 1        | 207       | 102       | 25         |
| 1971-72 | Kenton | Div 2      | 16        | 9        | 7        | 0        | 137       | 120       | 18         |
| 1972-73 | Kenton | Div 2      | 18        | 16       | 2        | 0        | 233       | 81        | 32         |
| 1973-74 | Kenton | Div 1      | 17        | 2        | 15       | 0        | 88        | 223       | 4          |
| 1974-75 | Kenton | Div 1      | 15        | 4        | 11       | 0        | 62        | 131       | 8          |
| 1975-76 | Kenton | Div 1      | 18        | 5        | 12       | 1        | 104       | 182       | 11         |
| 1976-77 | Kenton | Div 1      | 15        | 5        | 9        | 1        | 112       | 182       | 11         |
| 1977-78 | Kenton | Div 1      | 18        | 4        | 10       | 4        | 141       | 167       | 11         |
| 1978-79 | Kenton | Div 1      | 18        | 8        | 9        | 1        | 146       | 158       | 17         |
| 1979-80 | Kenton | Div 1      | 17        | 11       | 6        | 0        | 178       | 134       | 22         |
| 1980-81 | Kenton | Div 1      | 17        | 11       | 5        | 1        | 176       | 146       | 23         |
| 1981-82 | Kenton | Div 1      | 16        | 8        | 5        | 3        | 119       | 93        | 19         |
| 1983-84 | Kenton | Div 1      | 18        | 13       | 3        | 2        | 201       | 92        | 28         |
| 1984-85 | Kenton | Div 1      | 18        | 8        | 8        | 2        | 150       | 176       | 17         |
| 1986-87 | Kenton | Div 1      | 17        | 8        | 8        | 1        | 143       | 109       | 15         |
| 1987-88 | Kenton | Div 1      | 16        | 6        | 8        | 2        | 129       | 137       | 14         |
| 1988-89 | Kenton | Div 1      | 6         | 1        | 5        | 0        | 48        | 67        | ½          |
| 1988-89 | Kenton | Conf A     | 7         | 4        | 3        | 0        | 81        | 54        | 7½         |
| 1989-90 | Kenton | Conf B     | 7         | 4        | 3        | 0        | 70        | 68        | 8          |
| 1989-90 | Kenton | U Conf     | 7         | 2        | 5        | 0        | 69        | 76        | 4          |
| 1990-91 | Kenton | Div 1      | 16        | 14       | 1        | 1        | 238       | 97        | 29         |
| 1991-92 | Kenton | Div 1      | 16        | 13       | 1        | 2        | 240       | 80        | 28         |
| 1992-93 | Kenton | Div 1      | 16        | 14       | 2        | 0        | 227       | 108       | 28         |
| 1993-94 | Kenton | Div 1      | 15        | 13       | 2        | 0        | 209       | 86        | 26         |
| 1994-95 | Kenton | Div 1      | 15        | 13       | 1        | 1        | 198       | 94        | 27         |
| 1995-96 | Kenton | Div 1      | 16        | 14       | 1        | 1        | 191       | 79        | 29         |
| 1996-97 | Kenton | Div 1      | 18        | 18       | 0        | 0        | 187       | 73        | 36         |
| 1997-98 | Kenton | Premier    | 16        | 10       | 5        | 1        | 167       | 109       | 21         |
| 1998-99 | Kenton | Premier    | 16        | 15       | 0        | 1        | 167       | 66        | 31         |

|         |        |       |    |    |   |   |     |     |    |
|---------|--------|-------|----|----|---|---|-----|-----|----|
| 1999-00 | Kenton | Div 1 | 15 | 10 | 5 | 0 | 113 | 104 | 20 |
|---------|--------|-------|----|----|---|---|-----|-----|----|

**KENTON 'A'**

|         |            | <u>DIV</u> | <u>GP</u> | <u>W</u> | <u>L</u> | <u>T</u> | <u>GF</u> | <u>GA</u> | <u>PTS</u> |
|---------|------------|------------|-----------|----------|----------|----------|-----------|-----------|------------|
| 1972-73 | Kenton 'A' | Div 3      | 24        | 20       | 2        | 2        | 201       | 79        | 42         |
| 1973-74 | Kenton 'A' | Div 3      | 20        | 19       | 1        | 0        | 100       | 26        | 38         |
| 1974-75 | Kenton 'A' | Div 2      | 16        | 4        | 12       | 0        | 35        | 110       | 8          |
| 1975-76 | Kenton 'A' | Div 3      | 22        | 16       | 6        | 0        | 157       | 62        | 32         |
| 1976-77 | Kenton 'A' | Div 3      | 20        | 17       | 2        | 1        | 192       | 73        | 55         |
| 1977-78 | Kenton 'A' | Div 2      | 18        | 6        | 11       | 1        | 95        | 149       | 12         |
| 1978-79 | Kenton 'A' | Div 2      | 17        | 5        | 12       | 0        | 98        | 159       | 8          |
| 1979-80 | Kenton 'A' | Div 2      | 15        | 5        | 10       | 0        | 133       | 153       | 10         |
| 1980-81 | Kenton 'A' | Div 2      | 14        | 8        | 6        | 0        | 146       | 132       | 15         |
| 1981-82 | Kenton 'A' | Div 2      | 18        | 7        | 10       | 1        | 120       | 147       | 14         |
| 1983-84 | Kenton 'A' | Div 2      | 18        | 11       | 7        | 0        | 126       | 141       | 22         |
| 1984-85 | Kenton 'A' | Div 2      | 18        | 17       | 1        | 0        | 230       | 90        | 34         |
| 1986-87 | Kenton 'A' | Div 2      | 16        | 2        | 13       | 1        | 77        | 211       | 4          |
| 1987-88 | Kenton 'A' | Div 2      | 17        | 4        | 13       | 0        | 43        | 119       | 5          |
| 1988-89 | Kenton 'A' | Div 2      | 5         | 2        | 3        | 0        | 45        | 51        | 1½         |
| 1988-89 | Kenton 'A' | L Conf N   | 12        | 12       | 0        | 0        | 66        | 23        | 23½        |
| 1989-90 | Kenton 'A' | Div 3      | 21        | 17       | 3        | 1        | 174       | 85        | 56         |
| 1990-91 | Kenton 'A' | Div 2      | 15        | 5        | 8        | 2        | 111       | 117       | 8          |
| 1991-92 | Kenton 'A' | Div 2      | 16        | 7        | 9        | 0        | 116       | 140       | 13         |
| 1992-93 | Kenton 'A' | Div 2      | 12        | 3        | 9        | 0        | 73        | 133       | 6          |
| 1993-94 | Kenton 'A' | Div 3      | 14        | 11       | 2        | 1        | 124       | 62        | 37         |
| 1994-95 | Kenton 'A' | Div 2      | 16        | 3        | 13       | 0        | 49        | 115       | 5          |
| 1995-96 | Kenton 'A' | Div 2      | 20        | 9        | 8        | 3        | 113       | 120       | 21         |
| 1996-97 | Kenton 'A' | Div 2      | 11        | 5        | 6        | 0        | 80        | 80        | 12         |

**KENTON 'B'**

|         |            | <u>DIV</u> | <u>GP</u> | <u>W</u> | <u>L</u> | <u>T</u> | <u>GF</u> | <u>GA</u> | <u>PTS</u> |
|---------|------------|------------|-----------|----------|----------|----------|-----------|-----------|------------|
| 1980-81 | Kenton 'B' | Div 4      | 18        | 9        | 9        | 0        | 91        | 124       | 33         |
| 1981-82 | Kenton 'B' | Div 4      | 13        | 7        | 5        | 1        | 65        | 64        | 25         |
| 1983-84 | Kenton 'B' | Div 4      | 12        | 7        | 5        | 0        | 61        | 49        | 21         |
| 1984-85 | Kenton 'B' | Div 4      | 18        | 0        | 18       | 0        | 10        | 50        | 2          |

**KENTON 2**

|         |          | <u>DIV</u> | <u>GP</u> | <u>W</u> | <u>L</u> | <u>T</u> | <u>GF</u> | <u>GA</u> | <u>PTS</u> |
|---------|----------|------------|-----------|----------|----------|----------|-----------|-----------|------------|
| 1960-61 | Kenton 2 | Div 2      | 18        | 9        | 8        | 1        | 96        | 99        | 19         |

**LEE**

|         |     | <u>DIV</u> | <u>GP</u> | <u>W</u> | <u>L</u> | <u>T</u> | <u>GF</u> | <u>GA</u> | <u>PTS</u> |
|---------|-----|------------|-----------|----------|----------|----------|-----------|-----------|------------|
| 1952-53 | Lee | Div 1      | 9         | 5        | 4        | 0        | 98        | 83        | 10         |
| 1953-54 | Lee | Div 1      | 11        | 9        | 2        | 0        | 142       | 70        | 18         |
| 1954-55 | Lee | Div 1      | 14        | 11       | 3        | 0        | 175       | 80        | 22         |
| 1955-56 | Lee | Div 1      | 14        | 8        | 6        | 0        | 145       | 124       | 16         |
| 1956-57 | Lee | Div 1      | 14        | 10       | 4        | 0        | 162       | 103       | 20         |
| 1957-58 | Lee | Div 1      | 16        | 11       | 3        | 2        | 165       | 114       | 24         |
| 1958-59 | Lee | Div 1      | 16        | 6        | 9        | 1        | 124       | 176       | 13         |
| 1959-60 | Lee | Div 1      | 12        | 4        | 8        | 0        | 68        | 100       | 8          |
| 1960-61 | Lee | Div 1      | 12        | 7        | 5        | 0        | 78        | 94        | 14         |
| 1961-62 | Lee | Div 1      | 14        | 6        | 7        | 1        | 96        | 108       | 13         |
| 1962-63 | Lee | Div 1      | 11        | 8        | 3        | 0        | 66        | 65        | 16         |
| 1963-64 | Lee | Div 1      | 14        | 12       | 2        | 0        | 130       | 52        | 24         |
| 1964-65 | Lee | Div 1      | 14        | 11       | 3        | 0        | 124       | 49        | 22         |
| 1965-66 | Lee | Div 1      | 11        | 11       | 0        | 0        | 125       | 46        | 22         |
| 1966-67 | Lee | Div 1      | 10        | 10       | 0        | 0        | 127       | 21        | 20         |
| 1967-68 | Lee | Div 1      | 9         | 9        | 0        | 0        | 115       | 25        | 18         |
| 1968-69 | Lee | Div 1      | 13        | 13       | 0        | 0        | 199       | 31        | 26         |
| 1969-70 | Lee | Div 1      | 16        | 16       | 0        | 0        | 200       | 19        | 32         |
| 1970-71 | Lee | Div 1      | 15        | 15       | 0        | 0        | 296       | 49        | 30         |
| 1971-72 | Lee | Div 1      | 18        | 17       | 1        | 0        | 322       | 57        | 34         |
| 1972-73 | Lee | Div 1      | 17        | 17       | 0        | 0        | 344       | 38        | 34         |

|         |     |       |    |    |    |   |     |     |    |
|---------|-----|-------|----|----|----|---|-----|-----|----|
| 1973-74 | Lee | Div 1 | 18 | 18 | 0  | 0 | 335 | 27  | 36 |
| 1974-75 | Lee | Div 1 | 18 | 15 | 0  | 3 | 205 | 49  | 33 |
| 1975-76 | Lee | Div 1 | 18 | 15 | 2  | 1 | 171 | 83  | 31 |
| 1976-77 | Lee | Div 1 | 17 | 13 | 1  | 3 | 206 | 79  | 29 |
| 1977-78 | Lee | Div 1 | 18 | 12 | 6  | 0 | 184 | 115 | 24 |
| 1978-79 | Lee | Div 1 | 15 | 13 | 2  | 0 | 153 | 65  | 26 |
| 1979-80 | Lee | Div 1 | 17 | 13 | 4  | 0 | 186 | 99  | 26 |
| 1980-81 | Lee | Div 1 | 18 | 13 | 5  | 0 | 195 | 103 | 26 |
| 1981-82 | Lee | Div 1 | 15 | 10 | 4  | 1 | 146 | 67  | 19 |
| 1983-84 | Lee | Div 1 | 16 | 0  | 16 | 0 | 49  | 276 | 0  |
| 1984-85 | Lee | Div 2 | 18 | 7  | 11 | 0 | 100 | 166 | 12 |

### LEE 'A'

|         |         | <u>DIV</u> | <u>GP</u> | <u>W</u> | <u>L</u> | <u>T</u> | <u>GF</u> | <u>GA</u> | <u>PTS</u> |
|---------|---------|------------|-----------|----------|----------|----------|-----------|-----------|------------|
| 1963-64 | Lee 'A' | Div 2      | 20        | 11       | 8        | 1        | 118       | 97        | 23         |
| 1964-65 | Lee 'A' | Div 2      | 22        | 20       | 1        | 1        | 138       | 49        | 41         |
| 1965-66 | Lee 'A' | Div 2      | 21        | 15       | 5        | 1        | 111       | 74        | 31         |
| 1966-67 | Lee 'A' | Div 2      | 16        | 11       | 5        | 0        | 119       | 92        | 22         |
| 1967-68 | Lee 'A' | Div 2      | 15        | 13       | 0        | 2        | 138       | 37        | 28         |
| 1968-69 | Lee 'A' | Div 2      | 15        | 11       | 3        | 1        | 118       | 62        | 23         |
| 1969-70 | Lee 'A' | Div 2      | 16        | 13       | 2        | 1        | 91        | 68        | 27         |
| 1970-71 | Lee 'A' | Div 2      | 15        | 6        | 8        | 1        | 108       | 121       | 13         |
| 1971-72 | Lee 'A' | Div 2      | 15        | 9        | 6        | 0        | 168       | 111       | 18         |
| 1972-73 | Lee 'A' | Div 2      | 18        | 11       | 7        | 0        | 140       | 165       | 22         |
| 1973-74 | Lee 'A' | Div 2      | 17        | 12       | 5        | 0        | 102       | 96        | 24         |
| 1974-75 | Lee 'A' | Div 2      | 19        | 9        | 9        | 1        | 164       | 154       | 19         |
| 1975-76 | Lee 'A' | Div 2      | 18        | 9        | 8        | 1        | 121       | 124       | 19         |
| 1976-77 | Lee 'A' | Div 2      | 15        | 9        | 6        | 0        | 163       | 130       | 18         |
| 1977-78 | Lee 'A' | Div 2      | 17        | 8        | 7        | 2        | 132       | 129       | 18         |
| 1978-79 | Lee 'A' | Div 2      | 16        | 5        | 10       | 1        | 113       | 128       | 10         |
| 1979-80 | Lee 'A' | Div 2      | 18        | 8        | 9        | 1        | 201       | 197       | 17         |
| 1980-81 | Lee 'A' | Div 2      | 16        | 7        | 9        | 0        | 153       | 121       | 14         |
| 1981-82 | Lee 'A' | Div 2      | 17        | 15       | 1        | 1        | 178       | 86        | 30         |
| 1983-84 | Lee 'A' | Div 2      | 18        | 0        | 18       | 0        | 0         | 18        | 0          |
| 1967-68 | Lee 'B' | Div 2      | 18        | 10       | 8        | 0        | 103       | 52        | 20         |
| 1968-69 | Lee 'B' | Div 3      | 12        | 8        | 4        | 0        | 62        | 45        | 16         |
| 1969-70 | Lee 'B' | Div 3      | 12        | 5        | 7        | 0        | 43        | 71        | 10         |
| 1970-71 | Lee 'B' | Div 3      | 18        | 13       | 4        | 1        | 106       | 49        | 27         |
| 1971-72 | Lee 'B' | Div 3      | 19        | 10       | 9        | 0        | 82        | 76        | 20         |
| 1972-73 | Lee 'B' | Div 3      | 24        | 16       | 8        | 0        | 164       | 153       | 32         |

### LEE 'B'

|         |         | <u>DIV</u> | <u>GP</u> | <u>W</u> | <u>L</u> | <u>T</u> | <u>GF</u> | <u>GA</u> | <u>PTS</u> |
|---------|---------|------------|-----------|----------|----------|----------|-----------|-----------|------------|
| 1973-74 | Lee 'B' | Div 3      | 18        | 14       | 4        | 0        | 89        | 86        | 28         |
| 1974-75 | Lee 'B' | Div 3      | 17        |          |          |          |           |           | 26         |
| 1975-76 | Lee 'B' | Div 3      | 22        | 6        | 15       | 1        | 84        | 168       | 13         |
| 1976-77 | Lee 'B' | Div 3      | 22        | 13       | 8        | 1        | 147       | 167       | 49         |
| 1977-78 | Lee 'B' | Div 3      | 21        | 20       | 1        | 0        | 180       | 85        | 61         |
| 1978-79 | Lee 'B' | Div 3      | 17        | 8        | 8        | 1        | 79        | 105       | 32         |
| 1979-80 | Lee 'B' | Div 3      | 21        | 4        | 17       | 0        | 59        | 86        | 19         |
| 1980-81 | Lee 'B' | Div 4      | 19        | 8        | 11       | 0        | 94        | 137       | 32         |
| 1981-82 | Lee 'B' | Div 4      | 16        | 14       | 2        | 0        | 189       | 59        | 44         |
| 1983-84 | Lee 'B' | Div 3      | 18        | 9        | 8        | 1        | 121       | 151       | 17         |

### LEE 'C'

|         |         | <u>DIV</u> | <u>GP</u> | <u>W</u> | <u>L</u> | <u>T</u> | <u>GF</u> | <u>GA</u> | <u>PTS</u> |
|---------|---------|------------|-----------|----------|----------|----------|-----------|-----------|------------|
| 1971-72 | Lee 'C' | Div 3      | 20        | 11       | 9        | 0        | 90        | 81        | 22         |

### LEE 2

|         |       | <u>DIV</u> | <u>GP</u> | <u>W</u> | <u>L</u> | <u>T</u> | <u>GF</u> | <u>GA</u> | <u>PTS</u> |
|---------|-------|------------|-----------|----------|----------|----------|-----------|-----------|------------|
| 1962-63 | Lee 2 | Div 2      | 14        | 2        | 10       | 2        | 33        | 49        | 6          |

**LEIGH**

|         |       | <u>DIV</u> | <u>GP</u> | <u>W</u> | <u>L</u> | <u>T</u> | <u>GF</u> | <u>GA</u> | <u>PTS</u> |
|---------|-------|------------|-----------|----------|----------|----------|-----------|-----------|------------|
| 1995-96 | Leigh | Div 2      | 15        | 4        | 11       | 0        | 45        | 122       | 5          |

**LONDON RAPTORS**

|          |                | <u>DIV</u> | <u>GP</u> | <u>W</u> | <u>L</u> | <u>T</u> | <u>GF</u> | <u>GA</u> | <u>PTS</u> |
|----------|----------------|------------|-----------|----------|----------|----------|-----------|-----------|------------|
| 2018-19  | London Raptors | Div 1      | 12        | 9        | 3        | 0        | 120       | 53        | 42         |
| 2019-20* | London Raptors | Premier    | 9         | 1        | 8        | 0        | 47        | 106       | 20         |
| 2020-21  | London Raptors | Premier    | 5         | 0        | 5        | 0        | 9         | 66        | 6          |
| 2021-22  | London Raptors | Div 1      | 12        | 4        | 7        | 1        | 77        | 111       | 33         |

**LONDON RAPTORS 2**

|          |                  | <u>DIV</u> | <u>GP</u> | <u>W</u> | <u>L</u> | <u>T</u> | <u>GF</u> | <u>GA</u> | <u>PTS</u> |
|----------|------------------|------------|-----------|----------|----------|----------|-----------|-----------|------------|
| 2019-20* | London Raptors 2 | East S     | 7         | 5        | 2        | 0        | 82        | 45        | 22         |
| 2020-21  | London Raptors 2 | East S     | 0         | 0        | 0        | 0        | 0         | 0         | 0          |

**LONDON UNIVERSITY**

|         |                   | <u>DIV</u> | <u>GP</u> | <u>W</u> | <u>L</u> | <u>T</u> | <u>GF</u> | <u>GA</u> | <u>PTS</u> |
|---------|-------------------|------------|-----------|----------|----------|----------|-----------|-----------|------------|
| 1957-58 | London University | Div 1      | 14        | 6        | 7        | 1        | 112       | 113       | 13         |
| 1958-59 | London University | Div 1      | 13        | 10       | 3        | 0        | 139       | 79        | 20         |
| 1959-60 | London University | Div 1      | 12        | 10       | 1        | 1        | 108       | 57        | 21         |
| 1960-61 | London University | Div 1      | 12        | 11       | 1        | 0        | 130       | 40        | 22         |
| 1961-62 | London University | Div 1      | 13        | 10       | 1        | 2        | 135       | 45        | 22         |
| 1962-63 | London University | Div 1      | 12        | 8        | 4        | 0        | 133       | 74        | 16         |
| 1963-64 | London University | Div 1      | 11        | 10       | 1        | 0        | 132       | 53        | 20         |
| 1964-65 | London University | Div 1      | 14        | 10       | 4        | 0        | 119       | 69        | 20         |
| 1965-66 | London University | Div 1      | 11        | 7        | 4        | 0        | 140       | 88        | 14         |
| 1966-67 | London University | Div 1      | 10        | 4        | 6        | 0        | 64        | 103       | 8          |
| 1967-68 | London University | Div 1      | 10        | 5        | 5        | 0        | 60        | 65        | 10         |
| 1968-69 | London University | Div 1      | 13        | 9        | 4        | 0        | 115       | 104       | 18         |
| 1969-70 | London University | Div 1      | 16        | 5        | 10       | 1        | 125       | 127       | 11         |
| 1970-71 | London University | Div 1      | 16        | 1        | 12       | 3        | 103       | 224       | 5          |
| 1971-72 | London University | Div 2      | 16        | 16       | 0        | 0        | 318       | 68        | 32         |
| 1972-73 | London University | Div 1      | 18        | 9        | 9        | 0        | 171       | 203       | 18         |
| 1973-74 | London University | Div 1      | 18        | 8        | 10       | 0        | 193       | 198       | 16         |
| 1974-75 | London University | Div 1      | 18        | 5        | 11       | 2        | 125       | 181       | 12         |
| 1975-76 | London University | Div 1      | 18        | 11       | 5        | 2        | 203       | 155       | 24         |
| 1976-77 | London University | Div 1      | 16        | 4        | 12       | 0        | 115       | 215       | 7          |
| 1977-78 | London University | Div 1      | 18        | 5        | 13       | 0        | 145       | 256       | 9          |
| 1978-79 | London University | Div 1      | 16        | 3        | 12       | 1        | 138       | 206       | 7          |
| 1979-80 | London University | Div 1      | 18        | 2        | 14       | 2        | 76        | 194       | 4          |
| 1980-81 | London University | Div 1      | 18        | 0        | 18       | 0        | 57        | 145       | 0          |
| 1981-82 | London University | Div 2      | 18        | 11       | 7        | 0        | 206       | 144       | 22         |
| 1983-84 | London University | Div 1      | 18        | 14       | 4        | 0        | 210       | 83        | 27         |
| 1984-85 | London University | Div 1      | 18        | 10       | 8        | 0        | 139       | 123       | 19         |
| 1986-87 | London University | Div 1      | 18        | 14       | 4        | 0        | 219       | 159       | 28         |
| 1987-88 | London University | Div 1      | 15        | 13       | 2        | 0        | 192       | 104       | 26         |
| 1988-89 | London University | Div 1      | 6         | 2        | 3        | 1        | 53        | 53        | 5          |
| 1988-89 | London University | Conf B     | 6         | 4        | 2        | 0        | 70        | 61        | 6½         |
| 1989-90 | London University | Conf B     | 6         | 5        | 1        | 0        | 76        | 50        | 10         |
| 1989-90 | London University | U Conf     | 7         | 4        | 3        | 0        | 86        | 69        | 8          |
| 1990-91 | London University | Div 1      | 16        | 6        | 10       | 0        | 133       | 186       | 12         |
| 1991-92 | London University | Div 1      | 16        | 6        | 10       | 0        | 116       | 203       | 12         |
| 1992-93 | London University | Div 1      | 16        | 4        | 11       | 1        | 98        | 204       | 7          |
| 1993-94 | London University | Div 2      | 12        | 9        | 2        | 1        | 139       | 60        | 19         |
| 1994-95 | London University | Div 1      | 16        | 4        | 10       | 2        | 98        | 155       | 9          |
| 1995-96 | London University | Div 1      | 15        | 5        | 10       | 0        | 94        | 141       | 10         |
| 1996-97 | London University | Div 1      | 16        | 4        | 12       | 0        | 120       | 111       | 8          |
| 1997-98 | London University | Div 1      | 15        | 5        | 9        | 1        | 70        | 95        | 6          |
| 1998-99 | London University | Div 1      | 11        | 2        | 9        | 0        | 30        | 82        | 0          |
| 2005-06 | London University | East       | 13        | 7        | 6        | 0        | 94        | 134       | 27         |
| 2006-07 | London University | East 1     | 14        | 2        | 12       | 0        | 61        | 161       | 18         |
| 2007-08 | London University | East 1     | 17        | 8        | 9        | 0        | 108       | 177       | 31         |
| 2008-09 | London University | East 1     | 18        | 11       | 7        | 0        | 141       | 121       | 40         |

|          |                   |        |    |    |    |   |     |     |    |
|----------|-------------------|--------|----|----|----|---|-----|-----|----|
| 2009-10  | London University | East 1 | 17 | 3  | 13 | 1 | 72  | 147 | 20 |
| 2010-11  | London University | East 2 | 14 | 4  | 4  | 6 | 113 | 153 | 28 |
| 2011-12  | London University | East 2 | 16 | 5  | 11 | 0 | 91  | 155 | 24 |
| 2012-13  | London University | East 2 | 16 | 10 | 6  | 0 | 145 | 93  | 36 |
| 2013-14  | London University | East 2 | 16 | 14 | 2  | 0 | 162 | 58  | 43 |
| 2014-15  | London University | East 1 | 13 | 5  | 5  | 3 | 83  | 101 | 24 |
| 2015-16  | London University | East 1 | 18 | 5  | 13 | 0 | 73  | 185 | 40 |
| 2016-17  | London University | East 2 | 18 | 8  | 10 | 0 | 120 | 116 | 41 |
| 2017-18  | London University | East 2 | 16 | 11 | 5  | 0 | 148 | 88  | 48 |
| 2018-19  | London University | East N | 10 | 4  | 6  | 0 | 66  | 96  | 24 |
| 2019-20* | London University | East N | 7  | 6  | 1  | 0 | 70  | 34  | 26 |
| 2020-21  | London University | East N | 3  | 2  | 1  | 0 | 26  | 9   | 10 |
| 2021-22  | London University | East N | 9  | 3  | 5  | 1 | 35  | 73  | 17 |
| 2022-23  | London University | Div 3  | 12 | 0  | 12 | 0 | 0   | 120 | 0  |

### LONDON UNIVERSITY 'A'

|         |                       | <u>DIV</u> | <u>GP</u> | <u>W</u> | <u>L</u> | <u>T</u> | <u>GF</u> | <u>GA</u> | <u>PTS</u> |
|---------|-----------------------|------------|-----------|----------|----------|----------|-----------|-----------|------------|
| 1964-65 | London University 'A' | Div 2      | 20        | 8        | 12       | 0        | 33        | 19        | 16         |
| 1965-66 | London University 'A' | Div 2      | 20        | 4        | 14       | 2        | 42        | 81        | 10         |
| 1967-68 | London University 'A' | Div 2      | 16        | 6        | 10       | 0        | 28        | 35        | 12         |
| 1991-92 | London University 'A' | Div 3      | 16        | 3        | 13       | 0        | 10        | 42        | 14         |

### LONDON UNIVERSITY OTTOWAS

|         |                           | <u>DIV</u> | <u>GP</u> | <u>W</u> | <u>L</u> | <u>T</u> | <u>GF</u> | <u>GA</u> | <u>PTS</u> |
|---------|---------------------------|------------|-----------|----------|----------|----------|-----------|-----------|------------|
| 1957-58 | London University Ottawas | Div 2      | 8         | 2        | 6        | 0        | 19        | 12        | 4          |
| 1958-59 | London University Ottawas | Div 2      | 10        | 0        | 10       | 0        | 10        | 26        | 0          |

### LONDON VANDALS

|         |                | <u>DIV</u> | <u>GP</u> | <u>W</u> | <u>L</u> | <u>T</u> | <u>GF</u> | <u>GA</u> | <u>PTS</u> |
|---------|----------------|------------|-----------|----------|----------|----------|-----------|-----------|------------|
| 1968-69 | London Vandals | Div 3      | 14        | 8        | 2        | 4        | 46        | 29        | 20         |
| 1969-70 | London Vandals | Div 3      | 12        | 4        | 8        | 0        | 29        | 54        | 8          |

### LOUGHBOROUGH UNIVERSITY

|         |                         | <u>DIV</u> | <u>GP</u> | <u>W</u> | <u>L</u> | <u>T</u> | <u>GF</u> | <u>GA</u> | <u>PTS</u> |
|---------|-------------------------|------------|-----------|----------|----------|----------|-----------|-----------|------------|
| 2005-06 | Loughborough University | Mid        | 11        | 5        | 5        | 1        | 68        | 63        | 21         |
| 2006-07 | Loughborough University | Mid        | 12        | 11       | 1        | 0        | 157       | 66        | 34         |
| 2007-08 | Loughborough University | Mid        | 14        | 12       | 2        | 0        | 190       | 64        | 37         |

### MAIDSTONE

|         |                      | <u>DIV</u> | <u>GP</u> | <u>W</u> | <u>L</u> | <u>T</u> | <u>GF</u> | <u>GA</u> | <u>PTS</u> |
|---------|----------------------|------------|-----------|----------|----------|----------|-----------|-----------|------------|
| 2009-10 | Maidstone Red Wolves | East 2     | 18        | 11       | 5        | 2        | 133       | 123       | 41         |
| 2010-11 | Maidstone Red Wolves | East 2     | 14        | 5        | 6        | 3        | 107       | 112       | 27         |
| 2012-13 | Maidstone Red Wolves | East 1     | 16        | 7        | 8        | 1        | 132       | 133       | 31         |
| 2013-14 | Maidstone Red Wolves | East 1     | 16        | 8        | 8        | 0        | 133       | 92        | 32         |
| 2011-12 | Maidstone Red Wolves | East 2     | 16        | 11       | 5        | 0        | 152       | 80        | 38         |
| 2014-15 | Maidstone Red Wolves | East 1     | 14        | 9        | 4        | 1        | 152       | 104       | 33         |
| 2015-16 | Maidstone            | East 1     | 18        | 5        | 13       | 0        | 102       | 157       | 46         |
| 2016-17 | Maidstone            | East 1     | 16        | 7        | 8        | 1        | 123       | 162       | 47         |
| 2017-18 | Maidstone            | East 1     | 18        | 3        | 12       | 3        | 84        | 197       | 39         |

### MAIDSTONE 2

|         |                        | <u>DIV</u> | <u>GP</u> | <u>W</u> | <u>L</u> | <u>T</u> | <u>GF</u> | <u>GA</u> | <u>PTS</u> |
|---------|------------------------|------------|-----------|----------|----------|----------|-----------|-----------|------------|
| 2012-13 | Maidstone Red Wolves 2 | East 3     | 10        | 1        | 8        | 1        | 19        | 92        | 10         |
| 2013-14 | Maidstone Red Wolves 2 | East 3     | 12        | 9        | 3        | 0        | 97        | 35        | 30         |
| 2014-15 | Maidstone Red Wolves 2 | East 2     | 16        | 2        | 14       | 0        | 46        | 212       | 16         |
| 2015-16 | Maidstone 2            | East 3     | 13        | 3        | 10       | 0        | 34        | 115       | 14         |
| 2016-17 | Maidstone 2            | East 3     | 16        | 1        | 15       | 0        | 16        | 152       | 4          |

**MAIDSTONE RED WOLVES 3**

|         |                        | <u>DIV</u> | <u>GP</u> | <u>W</u> | <u>L</u> | <u>T</u> | <u>GF</u> | <u>GA</u> | <u>PTS</u> |
|---------|------------------------|------------|-----------|----------|----------|----------|-----------|-----------|------------|
| 2014-15 | Maidstone Red Wolves 3 | East 3     | 16        | 1        | 15       | 0        | 12        | 139       | 4          |

**MARJONS**

|         |         | <u>DIV</u> | <u>GP</u> | <u>W</u> | <u>L</u> | <u>T</u> | <u>GF</u> | <u>GA</u> | <u>PTS</u> |
|---------|---------|------------|-----------|----------|----------|----------|-----------|-----------|------------|
| 1965-66 | Marjons | Div 2      | 22        | 8        | 14       | 0        | 47        | 86        | 16         |
| 1967-68 | Marjons | Div 2      | 18        | 4        | 14       | 0        | 37        | 102       | 8          |
| 1968-69 | Marjons | Div 3      | 14        | 3        | 7        | 4        | 22        | 59        | 10         |
| 1969-70 | Marjons | Div 3      | 12        | 0        | 12       | 0        | 18        | 66        | 0          |
| 1970-71 | Marjons | Div 3      | 18        | 5        | 13       | 0        | 39        | 39        | 10         |
| 1971-72 | Marjons | Div 3      | 20        | 12       | 6        | 2        | 78        | 69        | 26         |
| 1972-73 | Marjons | Div 3      | 24        | 4        | 20       | 0        | 39        | 67        | 2          |

**MILTON KEYNES MINOTAURS**

|          |                         | <u>DIV</u> | <u>GP</u> | <u>W</u> | <u>L</u> | <u>T</u> | <u>GF</u> | <u>GA</u> | <u>PTS</u> |
|----------|-------------------------|------------|-----------|----------|----------|----------|-----------|-----------|------------|
| 2015-16  | Milton Keynes           | East 3     | 13        | 12       | 0        | 1        | 126       | 30        | 51         |
| 2016-17  | Milton Keynes           | East 2     | 18        | 8        | 9        | 1        | 118       | 111       | 53         |
| 2017-18  | Milton Keynes           | East 2     | 16        | 6        | 9        | 1        | 127       | 132       | 45         |
| 2018-19  | Milton Keynes           | East N     | 10        | 3        | 7        | 0        | 50        | 67        | 26         |
| 2019-20* | Milton Keynes Minotaurs | East N     | 7         | 2        | 5        | 0        | 29        | 61        | 18         |
| 2020-21  | Milton Keynes Minotaurs | East N     | 4         | 2        | 2        | 0        | 32        | 27        | 12         |
| 2021-22  | Milton Keynes Minotaurs | East N     | 8         | 1        | 6        | 1        | 38        | 71        | 19         |
| 2022-23  | Milton Keynes Minotaurs | Div 3      | 11        | 5        | 6        | 0        | 87        | 68        | 32         |

**NORTHAMPTON**

|         |                          | <u>DIV</u> | <u>GP</u> | <u>W</u> | <u>L</u> | <u>T</u> | <u>GF</u> | <u>GA</u> | <u>PTS</u> |
|---------|--------------------------|------------|-----------|----------|----------|----------|-----------|-----------|------------|
| 2003-04 | Northampton University   | Div 3      | 18        | 2        | 16       | 0        | 37        | 190       | 15         |
| 2004-05 | Northampton University   | Div 4      | 18        | 8        | 10       | 0        | 107       | 130       | 34         |
| 2005-06 | Northampton University   | East       | 12        | 5        | 7        | 0        | 62        | 104       | 22         |
| 2006-07 | Northampton University   | East 2     | 14        | 9        | 4        | 1        | 106       | 78        | 32         |
| 2007-08 | Northampton University   | East 2     | 16        | 10       | 6        | 0        | 168       | 90        | 36         |
| 2008-09 | Northampton Town Weasels | East 2     | 15        | 10       | 5        | 0        | 141       | 93        | 35         |
| 2009-10 | Northampton Town         | East 2     | 18        | 16       | 2        | 0        | 245       | 59        | 50         |
| 2010-11 | Northampton Town         | East 2     | 14        | 6        | 6        | 2        | 96        | 89        | 27         |
| 2012-13 | Northampton Town         | East 2     | 15        | 15       | 0        | 0        | 152       | 56        | 45         |
| 2013-14 | Northampton Town         | East 1     | 15        | 1        | 14       | 0        | 37        | 139       | 7          |
| 2011-12 | Northampton Town         | East 2     | 16        | 9        | 7        | 0        | 120       | 92        | 34         |
| 2014-15 | Northampton Town         | East 2     | 18        | 1        | 17       | 0        | 27        | 181       | 6          |

**NORWICH**

|         |         | <u>DIV</u> | <u>GP</u> | <u>W</u> | <u>L</u> | <u>T</u> | <u>GF</u> | <u>GA</u> | <u>PTS</u> |
|---------|---------|------------|-----------|----------|----------|----------|-----------|-----------|------------|
| 2012-13 | Norwich | East 2     | 15        | 3        | 12       | 0        | 52        | 140       | 14         |
| 2011-12 | Norwich | East 3     | 12        | 9        | 3        | 0        | 117       | 78        | 28         |

**NOTTINGHAM UNIVERSITY**

|         |                       | <u>DIV</u> | <u>GP</u> | <u>W</u> | <u>L</u> | <u>T</u> | <u>GF</u> | <u>GA</u> | <u>PTS</u> |
|---------|-----------------------|------------|-----------|----------|----------|----------|-----------|-----------|------------|
| 2005-06 | Nottingham University | Mid        | 10        | 2        | 7        | 1        | 30        | 78        | 10         |
| 2006-07 | Nottingham University | Mid        | 10        | 5        | 4        | 1        | 86        | 70        | 19         |
| 2007-08 | Nottingham University | Mid        | 13        | 10       | 2        | 1        | 133       | 57        | 33         |

**OLD DUNSTONIANS**

|         |                 | <u>DIV</u> | <u>GP</u> | <u>W</u> | <u>L</u> | <u>T</u> | <u>GF</u> | <u>GA</u> | <u>PTS</u> |
|---------|-----------------|------------|-----------|----------|----------|----------|-----------|-----------|------------|
| 1952-53 | Old Dunstonians | Div 1      | 10        | 3        | 5        | 2        | 84        | 97        | 9          |
| 1953-54 | Old Dunstonians | Div 1      | 12        | 3        | 8        | 1        | 56        | 125       | 7          |
| 1954-55 | Old Dunstonians | Div 1      | 14        | 4        | 8        | 2        | 85        | 99        | 10         |
| 1955-56 | Old Dunstonians | Div 1      | 14        | 1        | 12       | 1        | 83        | 164       | 3          |
| 1956-57 | Old Dunstonians | Div 1      | 14        | 4        | 9        | 1        | 98        | 147       | 9          |
| 1957-58 | Old Dunstonians | Div 1      | 16        | 9        | 6        | 1        | 153       | 109       | 19         |

|         |                 |       |    |   |   |   |     |     |    |
|---------|-----------------|-------|----|---|---|---|-----|-----|----|
| 1958-59 | Old Dunstonians | Div 1 | 16 | 8 | 8 | 0 | 145 | 144 | 16 |
| 1959-60 | Old Dunstonians | Div 1 | 12 | 2 | 9 | 1 | 64  | 116 | 5  |

### OLD HILLCROVIANS

|         |                  | <u>DIV</u> | <u>GP</u> | <u>W</u> | <u>L</u> | <u>T</u> | <u>GF</u> | <u>GA</u> | <u>PTS</u> |
|---------|------------------|------------|-----------|----------|----------|----------|-----------|-----------|------------|
| 1970-71 | Old Hillcrovians | Div 3      | 18        | 13       | 4        | 1        | 133       | 73        | 27         |

### OLD SEDCOPIANS

|         |                | <u>DIV</u> | <u>GP</u> | <u>W</u> | <u>L</u> | <u>T</u> | <u>GF</u> | <u>GA</u> | <u>PTS</u> |
|---------|----------------|------------|-----------|----------|----------|----------|-----------|-----------|------------|
| 1954-55 | Old Sedcopians | Div 1      | 13        | 1        | 12       | 0        | 48        | 192       | 2          |
| 1955-56 | Old Sedcopians | Div 1      | 13        | 2        | 10       | 1        | 84        | 141       | 5          |
| 1956-57 | Old Sedcopians | Div 1      | 14        | 1        | 13       | 0        | 84        | 206       | 2          |
| 1957-58 | Old Sedcopians | Div 1      | 16        | 3        | 13       | 0        | 75        | 170       | 6          |
| 1958-59 | Old Sedcopians | Div 1      | 15        | 2        | 12       | 1        | 64        | 186       | 5          |
| 1959-60 | Old Sedcopians | Div 2      | 16        | 12       | 3        | 1        | 161       | 75        | 25         |
| 1960-61 | Old Sedcopians | Div 2      | 20        | 16       | 4        | 0        | 168       | 79        | 32         |
| 1961-62 | Old Sedcopians | Div 1      | 14        | 3        | 10       | 1        | 62        | 111       | 7          |
| 1962-63 | Old Sedcopians | Div 1      | 11        | 0        | 11       | 0        | 34        | 125       | 0          |
| 1963-64 | Old Sedcopians | Div 2      | 19        | 17       | 2        | 0        | 122       | 64        | 34         |
| 1964-65 | Old Sedcopians | Div 2      | 19        | 14       | 5        | 0        | 186       | 94        | 28         |
| 1965-66 | Old Sedcopians | Div 2      | 21        | 12       | 5        | 4        | 160       | 110       | 28         |
| 1966-67 | Old Sedcopians | Div 2      | 16        | 7        | 9        | 0        | 116       | 136       | 14         |
| 1967-68 | Old Sedcopians | Div 2      | 16        | 4        | 12       | 0        | 80        | 175       | 8          |
| 1968-69 | Old Sedcopians | Div 2      | 13        | 7        | 5        | 1        | 96        | 107       | 15         |
| 1968-69 | Old Sedcopians | Div 3      | 14        | 7        | 6        | 1        | 89        | 81        | 15         |
| 1969-70 | Old Sedcopians | Div 2      | 16        | 12       | 4        | 0        | 137       | 80        | 24         |
| 1970-71 | Old Sedcopians | Div 1      | 16        | 3        | 11       | 2        | 121       | 202       | 8          |
| 1971-72 | Old Sedcopians | Div 1      | 18        | 5        | 12       | 1        | 134       | 264       | 11         |
| 1972-73 | Old Sedcopians | Div 1      | 17        | 4        | 11       | 2        | 128       | 215       | 10         |
| 1973-74 | Old Sedcopians | Div 1      | 16        | 2        | 14       | 0        | 80        | 200       | 4          |
| 1974-75 | Old Sedcopians | Div 1      | 18        | 2        | 16       | 0        | 93        | 228       | 4          |

### OLD SEDCOPIANS 'A'

|         |                    | <u>DIV</u> | <u>GP</u> | <u>W</u> | <u>L</u> | <u>T</u> | <u>GF</u> | <u>GA</u> | <u>PTS</u> |
|---------|--------------------|------------|-----------|----------|----------|----------|-----------|-----------|------------|
| 1964-65 | Old Sedcopians 'A' | Div 2      | 23        | 4        | 17       | 2        | 61        | 102       | 10         |
| 1965-66 | Old Sedcopians 'A' | Div 2      | 22        | 3        | 19       | 0        | 40        | 93        | 6          |
| 1967-68 | Old Sedcopians 'A' | Div 2      | 18        | 4        | 14       | 0        | 15        | 76        | 8          |
| 1969-70 | Old Sedcopians 'A' | Div 3      | 12        | 5        | 7        | 0        | 58        | 42        | 10         |
| 1970-71 | Old Sedcopians 'A' | Div 3      | 18        | 10       | 8        | 0        | 69        | 69        | 20         |
| 1971-72 | Old Sedcopians 'A' | Div 3      | 20        | 16       | 4        | 0        | 242       | 89        | 32         |
| 1972-73 | Old Sedcopians 'A' | Div 2      | 17        | 4        | 12       | 1        | 85        | 170       | 9          |
| 1973-74 | Old Sedcopians 'A' | Div 2      | 18        | 6        | 12       | 0        | 81        | 97        | 12         |
| 1974-75 | Old Sedcopians 'A' | Div 2      | 17        | 0        | 17       | 0        | 47        | 191       | 0          |

### OLD SEDCOPIANS 'B'

|         |                    | <u>DIV</u> | <u>GP</u> | <u>W</u> | <u>L</u> | <u>T</u> | <u>GF</u> | <u>GA</u> | <u>PTS</u> |
|---------|--------------------|------------|-----------|----------|----------|----------|-----------|-----------|------------|
| 1972-73 | Old Sedcopians 'B' | Div 3      | 24        | 14       | 10       | 0        | 108       | 146       | 28         |
| 1973-74 | Old Sedcopians 'B' | Div 3      | 22        | 7        | 14       | 1        | 74        | 57        | 15         |

### OLD THORNTONIANS

|         |                  | <u>DIV</u> | <u>GP</u> | <u>W</u> | <u>L</u> | <u>T</u> | <u>GF</u> | <u>GA</u> | <u>PTS</u> |
|---------|------------------|------------|-----------|----------|----------|----------|-----------|-----------|------------|
| 1952-53 | Old Thorntonians | Div 1      | 11        | 1        | 8        | 2        | 45        | 153       | 4          |
| 1953-54 | Old Thorntonians | Div 1      | 11        | 1        | 9        | 1        | 47        | 129       | 3          |
| 1954-55 | Old Thorntonians | Div 1      | 13        | 4        | 7        | 2        | 75        | 129       | 10         |
| 1955-56 | Old Thorntonians | Div 1      | 14        | 2        | 11       | 1        | 81        | 188       | 5          |
| 1956-57 | Old Thorntonians | Div 1      | 14        | 3        | 10       | 1        | 86        | 157       | 7          |
| 1957-58 | Old Thorntonians | Div 1      | 14        | 2        | 12       | 0        | 52        | 188       | 4          |
| 1958-59 | Old Thorntonians | Div 1      | 13        | 1        | 12       | 0        | 53        | 139       | 2          |
| 1962-63 | Old Thorntonians | Div 1      | 10        | 3        | 6        | 1        | 57        | 75        | 7          |
| 1963-64 | Old Thorntonians | Div 1      | 13        | 7        | 5        | 1        | 64        | 60        | 15         |
| 1964-65 | Old Thorntonians | Div 1      | 14        | 2        | 12       | 0        | 34        | 53        | 4          |

**ORPINGTON**

|         |           | <u>DIV</u> | <u>GP</u> | <u>W</u> | <u>L</u> | <u>T</u> | <u>GF</u> | <u>GA</u> | <u>PTS</u> |
|---------|-----------|------------|-----------|----------|----------|----------|-----------|-----------|------------|
| 1986-87 | Orpington | Div 2      | 18        | 8        | 9        | 1        | 174       | 197       | 17         |
| 1987-88 | Orpington | Div 2      | 16        | 9        | 7        | 0        | 107       | 136       | 16½        |
| 1988-89 | Orpington | Conf B     | 6         | 0        | 6        | 0        | 22        | 124       | 0          |
| 1988-89 | Orpington | Div 2      | 0         | 0        | 0        | 0        | 0         | 0         | 0          |
| 1989-90 | Orpington | Div 3      | 16        | 11       | 5        | 0        | 108       | 46        | 35         |
| 1990-91 | Orpington | Div 2      | 16        | 0        | 15       | 1        | 54        | 110       | 0          |
| 1991-92 | Orpington | Div 3      | 16        | 13       | 3        | 0        | 113       | 65        | 42         |
| 1992-93 | Orpington | Div 2      | 16        | 6        | 9        | 1        | 139       | 103       | 13         |
| 1993-94 | Orpington | Div 2      | 15        | 7        | 7        | 1        | 126       | 95        | 15         |
| 1994-95 | Orpington | Div 2      | 19        | 7        | 11       | 1        | 121       | 113       | 11         |

**ORPINGTON 'A'**

|         |               | <u>DIV</u> | <u>GP</u> | <u>W</u> | <u>L</u> | <u>T</u> | <u>GF</u> | <u>GA</u> | <u>PTS</u> |
|---------|---------------|------------|-----------|----------|----------|----------|-----------|-----------|------------|
| 1988-89 | Orpington 'A' | Div 3      | 2         | 2        | 0        | 0        | 31        | 17        | 4          |
| 1988-89 | Orpington 'A' | L Conf S   | 9         | 3        | 6        | 0        | 16        | 22        | 2          |

**OXFORD CITY**

|         |             | <u>DIV</u> | <u>GP</u> | <u>W</u> | <u>L</u> | <u>T</u> | <u>GF</u> | <u>GA</u> | <u>PTS</u> |
|---------|-------------|------------|-----------|----------|----------|----------|-----------|-----------|------------|
| 2021-22 | Oxford City | East N     | 8         | 8        | 0        | 0        | 81        | 28        | 32         |
| 2022-23 | Oxford City | Div 2B     | 4         | 3        | 1        | 0        | 29        | 33        | 14         |
| 2022-23 | Oxford City | Div 2W     | 6         | 2        | 4        | 0        | 40        | 61        | 16         |

**OXFORD CITY 2**

|         |               | <u>DIV</u> | <u>GP</u> | <u>W</u> | <u>L</u> | <u>T</u> | <u>GF</u> | <u>GA</u> | <u>PTS</u> |
|---------|---------------|------------|-----------|----------|----------|----------|-----------|-----------|------------|
| 2022-23 | Oxford City 2 | Div 3      | 12        | 5        | 7        | 0        | 66        | 103       | 30         |

**OXFORD IROQUOIS**

|         |                 | <u>DIV</u> | <u>GP</u> | <u>W</u> | <u>L</u> | <u>T</u> | <u>GF</u> | <u>GA</u> | <u>PTS</u> |
|---------|-----------------|------------|-----------|----------|----------|----------|-----------|-----------|------------|
| 1962-63 | Oxford Iroquois | Div 2      | 12        | 2        | 10       | 0        | 25        | 47        | 4          |
| 1963-64 | Oxford Iroquois | Div 2      | 20        | 4        | 16       | 0        | 36        | 107       | 8          |
| 1964-65 | Oxford Iroquois | Div 2      | 24        | 6        | 16       | 2        | 51        | 74        | 14         |
| 1965-66 | Oxford Iroquois | Div 2      | 22        | 6        | 16       | 0        | 38        | 74        | 12         |
| 1967-68 | Oxford Iroquois | Div 2      | 16        | 4        | 12       | 0        | 29        | 51        | 8          |
| 1968-69 | Oxford Iroquois | Div 2      | 12        | 4        | 8        | 0        | 32        | 54        | 8          |
| 1969-70 | Oxford Iroquois | Div 2      | 16        | 2        | 14       | 0        | 14        | 17        | 4          |
| 1970-71 | Oxford Iroquois | Div 3      | 18        | 11       | 7        | 0        | 69        | 69        | 22         |
| 1971-72 | Oxford Iroquois | Div 3      | 20        | 14       | 6        | 0        | 75        | 30        | 28         |
| 1972-73 | Oxford Iroquois | Div 3      | 24        | 12       | 10       | 2        | 118       | 131       | 26         |
| 1973-74 | Oxford Iroquois | Div 3      | 20        | 14       | 6        | 0        | 90        | 41        | 28         |
| 1974-75 | Oxford Iroquois | Div 3      | 16        |          |          |          |           |           | 32         |
| 1975-76 | Oxford Iroquois | Div 2      | 18        | 2        | 14       | 2        | 44        | 68        | 6          |
| 1977-78 | Oxford Iroquois | Div 3      | 20        | 2        | 18       | 0        | 9         | 22        | 6          |
| 1978-79 | Oxford Iroquois | Div 3      | 18        | 8        | 10       | 0        | 38        | 64        | 32         |
| 1979-80 | Oxford Iroquois | Div 3      | 20        | 18       | 2        | 0        | 81        | 52        | 56         |
| 1980-81 | Oxford Iroquois | Div 3      | 10        | 9        | 1        | 0        | 105       | 30        | 18         |
| 1981-82 | Oxford Iroquois | Div 3      | 18        | 8        | 8        | 2        | 61        | 35        | 16         |
| 1983-84 | Oxford Iroquois | Div 3      | 16        | 2        | 14       | 0        | 14        | 52        | 0          |
| 1984-85 | Oxford Iroquois | Div 4      | 18        | 6        | 12       | 0        | 18        | 52        | 24         |
| 1986-87 | Oxford Iroquois | Div 3      | 16        | 6        | 10       | 0        | 48        | 47        | 8          |
| 1987-88 | Oxford Iroquois | Div 3      | 16        | 6        | 10       | 0        | 52        | 77        | 12         |
| 1988-89 | Oxford Iroquois | Div 3      | 3         | 3        | 0        | 0        | 25        | 6         | 6          |
| 1988-89 | Oxford Iroquois | L Conf S   | 14        | 2        | 12       | 0        | 13        | 54        | 0          |
| 1989-90 | Oxford Iroquois | Div 3      | 18        | 2        | 16       | 0        | 27        | 70        | 15         |
| 1990-91 | Oxford Iroquois | Div 3      | 16        | 2        | 12       | 2        | 11        | 28        | 12         |
| 2014-15 | Oxford Iroquois | East 3     | 16        | 8        | 8        | 0        | 102       | 89        | 31         |
| 2015-16 | Oxford Iroquois | East 3     | 12        | 8        | 4        | 0        | 95        | 47        | 38         |
| 2016-17 | Oxford Iroquois | East 2     | 18        | 1        | 16       | 1        | 29        | 160       | 28         |
| 2017-18 | Oxford Iroquois | East 3     | 12        | 8        | 3        | 1        | 95        | 77        | 39         |



**OXFORD OWLS**

|          |             | <u>DIV</u> | <u>GP</u> | <u>W</u> | <u>L</u> | <u>T</u> | <u>GF</u> | <u>GA</u> | <u>PTS</u> |
|----------|-------------|------------|-----------|----------|----------|----------|-----------|-----------|------------|
| 2018-19  | Oxford Owls | West N     | 6         | 4        | 2        | 0        | 48        | 18        | 20         |
| 2019-20* | Oxford Owls | Div 2      | 10        | 0        | 10       | 0        | 6         | 177       | 20         |

**OXFORD UNIVERSITY**

|          |                   | <u>DIV</u> | <u>GP</u> | <u>W</u> | <u>L</u> | <u>T</u> | <u>GF</u> | <u>GA</u> | <u>PTS</u> |
|----------|-------------------|------------|-----------|----------|----------|----------|-----------|-----------|------------|
| 1969-70  | Oxford University | Div 1      | 14        | 3        | 11       | 0        | 47        | 74        | 6          |
| 1970-71  | Oxford University | Div 1      | 16        | 6        | 10       | 0        | 38        | 58        | 12         |
| 1971-72  | Oxford University | Div 1      | 18        | 4        | 14       | 0        | 74        | 125       | 8          |
| 1972-73  | Oxford University | Div 1      | 18        | 14       | 4        | 0        | 124       | 75        | 28         |
| 1973-74  | Oxford University | Div 1      | 16        | 12       | 4        | 0        | 117       | 65        | 24         |
| 1974-75  | Oxford University | Div 1      | 12        | 8        | 0        | 4        | 99        | 40        | 20         |
| 1975-76  | Oxford University | Div 1      | 18        | 9        | 7        | 2        | 97        | 86        | 20         |
| 1976-77  | Oxford University | Div 1      | 14        | 4        | 6        | 4        | 61        | 82        | 12         |
| 1977-78  | Oxford University | Div 1      | 18        | 9        | 9        | 0        | 98        | 78        | 16         |
| 1978-79  | Oxford University | Div 1      | 18        | 18       | 0        | 0        | 148       | 56        | 36         |
| 1979-80  | Oxford University | Div 1      | 18        | 18       | 0        | 0        | 157       | 57        | 36         |
| 1980-81  | Oxford University | Div 1      | 18        | 16       | 2        | 0        | 136       | 48        | 32         |
| 1981-82  | Oxford University | Div 1      | 16        | 10       | 4        | 2        | 55        | 43        | 22         |
| 1983-84  | Oxford University | Div 1      | 18        | 2        | 16       | 0        | 35        | 147       | 4          |
| 1984-85  | Oxford University | Div 1      | 16        | 2        | 14       | 0        | 64        | 100       | 4          |
| 1986-87  | Oxford University | Div 1      | 16        | 8        | 8        | 0        | 69        | 79        | 16         |
| 1987-88  | Oxford University | Div 1      | 16        | 2        | 12       | 2        | 59        | 87        | 6          |
| 1988-89  | Oxford University | Conf B     | 6         | 4        | 2        | 0        | 66        | 44        | 8          |
| 1988-89  | Oxford University | Div 1      | 7         | 1        | 6        | 0        | 35        | 69        | 1          |
| 1989-90  | Oxford University | U Conf     | 7         | 2        | 5        | 0        | 49        | 73        | 3          |
| 1989-90  | Oxford University | Conf A     | 7         | 5        | 2        | 0        | 86        | 34        | 10         |
| 1990-91  | Oxford University | Div 1      | 14        | 0        | 14       | 0        | 18        | 101       | 0          |
| 1991-92  | Oxford University | Div 2      | 14        | 4        | 10       | 0        | 36        | 77        | 8          |
| 1992-93  | Oxford University | Div 3      | 10        | 8        | 2        | 0        | 33        | 5         | 26         |
| 1993-94  | Oxford University | Div 2      | 12        | 12       | 0        | 0        | 107       | 16        | 24         |
| 1994-95  | Oxford University | Div 1      | 16        | 4        | 12       | 0        | 56        | 102       | 8          |
| 1995-96  | Oxford University | Div 2      | 12        | 11       | 0        | 1        | 68        | 23        | 23         |
| 1996-97  | Oxford University | Div 1      | 18        | 0        | 18       | 0        | 6         | 118       | 0          |
| 1997-98  | Oxford University | Div 1      | 11        | 5        | 5        | 1        | 71        | 88        | 9          |
| 1998-99  | Oxford University | Div 1      | 9         | 2        | 7        | 0        | 37        | 104       | 4          |
| 1999-00  | Oxford University | Div 2      | 8         | 4        | 4        | 0        | 47        | 57        | 8          |
| 2000-01  | Oxford University | Div 2      | 16        | 14       | 2        | 0        | 106       | 50        | 28         |
| 2001-02  | Oxford University | Div 2      | 9         | 7        | 2        | 0        | 117       | 51        | 23         |
| 2002-03  | Oxford University | Div 2      | 12        | 6        | 6        | 0        | 80        | 93        | 19         |
| 2003-04  | Oxford University | Div 2      | 11        | 6        | 5        | 0        | 105       | 111       | 22         |
| 2004-05  | Oxford University | Div 2      | 17        | 4        | 13       | 0        | 72        | 163       | 19         |
| 2005-06  | Oxford University | West       | 16        | 15       | 1        | 0        | 192       | 35        | 45         |
| 2006-07  | Oxford University | Premier    | 16        | 1        | 15       | 0        | 75        | 204       | 15         |
| 2007-08  | Oxford University | East 1     | 14        | 11       | 3        | 0        | 186       | 69        | 35         |
| 2011-12  | Oxford University | East 2     | 15        | 2        | 12       | 1        | 53        | 121       | 15         |
| 2012-13  | Oxford University | East 3     | 11        | 9        | 2        | 0        | 159       | 19        | 27         |
| 2013-14  | Oxford University | East 2     | 16        | 6        | 8        | 2        | 119       | 141       | 27         |
| 2014-15  | Oxford University | East 2     | 18        | 18       | 0        | 0        | 284       | 53        | 54         |
| 2015-16  | Oxford University | East 1     | 16        | 6        | 10       | 0        | 115       | 131       | 44         |
| 2016-17  | Oxford University | East 1     | 16        | 8        | 8        | 0        | 103       | 155       | 46         |
| 2017-18  | Oxford University | East 1     | 18        | 9        | 8        | 1        | 145       | 156       | 55         |
| 2018-19  | Oxford University | Div 2      | 12        | 8        | 2        | 2        | 119       | 70        | 42         |
| 2019-20* | Oxford University | Div 1      | 7         | 3        | 3        | 1        | 49        | 52        | 21         |
| 2020-21  | Oxford University | Div 1      | 0         | 0        | 0        | 0        | 0         | 0         | 0          |
| 2021-22  | Oxford University | Div 1      | 13        | 3        | 10       | 0        | 64        | 152       | 24         |
| 2022-23  | Oxford University | Div 2      | 6         | 0        | 6        | 0        | 3         | 62        | 4          |
| 2022-23  | Oxford University | Div 2W     | 6         | 3        | 3        | 0        | 49        | 64        | 18         |

**PENARTH**

|         |                    | <u>DIV</u> | <u>GP</u> | <u>W</u> | <u>L</u> | <u>T</u> | <u>GF</u> | <u>GA</u> | <u>PTS</u> |
|---------|--------------------|------------|-----------|----------|----------|----------|-----------|-----------|------------|
| 1999-00 | Penarth            | Div 3      | 8         | 7        | 1        | 0        | 95        | 21        | 14         |
| 2000-01 | Penarth            | Div 2      | 14        | 13       | 1        | 0        | 175       | 53        | 26         |
| 2001-02 | Penarth            | Div 1      | 12        | 4        | 8        | 0        | 85        | 163       | 17         |
| 2002-03 | Penarth            | Div 1      | 14        | 6        | 8        | 0        | 105       | 149       | 25         |
| 2003-04 | Penarth            | Div 1      | 15        | 5        | 10       | 0        | 89        | 151       | 25         |
| 2004-05 | Penarth            | Div 2      | 17        | 9        | 7        | 1        | 177       | 116       | 36         |
| 2005-06 | Penarth            | Premier    | 16        | 4        | 12       | 0        | 115       | 214       | 24         |
| 2006-07 | Penarth            | West       | 19        | 5        | 14       | 0        | 92        | 161       | 26         |
| 2007-08 | Penarth            | West 2     | 13        | 7        | 6        | 0        | 70        | 72        | 24         |
| 2008-09 | Penarth            | West 2     | 14        | 13       | 0        | 1        | 158       | 39        | 41         |
| 2009-10 | Penarth University | West 1     | 15        | 3        | 11       | 1        | 70        | 106       | 22         |
| 2010-11 | Penarth            | West 1     | 14        | 6        | 8        | 0        | 97        | 149       | 25         |
| 2011-12 | Penarth            | West 1     | 14        | 1        | 13       | 0        | 12        | 141       | 4          |

**PENARTH 'A'**

|         |             | <u>DIV</u> | <u>GP</u> | <u>W</u> | <u>L</u> | <u>T</u> | <u>GF</u> | <u>GA</u> | <u>PTS</u> |
|---------|-------------|------------|-----------|----------|----------|----------|-----------|-----------|------------|
| 2001-02 | Penarth 'A' | Div 3      | 9         | 7        | 2        | 0        | 83        | 30        | 23         |

**PLYMOUTH**

|          |                     | <u>DIV</u> | <u>GP</u> | <u>W</u> | <u>L</u> | <u>T</u> | <u>GF</u> | <u>GA</u> | <u>PTS</u> |
|----------|---------------------|------------|-----------|----------|----------|----------|-----------|-----------|------------|
| 2015-16  | Plymouth City       | West 2     | 10        | 8        | 1        | 1        | 109       | 34        | 37         |
| 2016-17  | Plymouth City       | West 1     | 15        | 6        | 9        | 0        | 107       | 114       | 34         |
| 2017-18  | Plymouth Privateers | West 1     | 18        | 11       | 7        | 0        | 148       | 99        | 54         |
| 2018-19  | Plymouth Privateers | West S     | 6         | 4        | 2        | 0        | 48        | 26        | 16         |
| 2019-20* | Plymouth Privateers | West       | 2         | 0        | 2        | 0        | 0         | 20        | 0          |
| 2020-21  | Plymouth Privateers | West       | 0         | 0        | 0        | 0        | 0         | 0         | 0          |

**PLYMOUTH UNIVERSITY**

|          |                     | <u>DIV</u> | <u>GP</u> | <u>W</u> | <u>L</u> | <u>T</u> | <u>GF</u> | <u>GA</u> | <u>PTS</u> |
|----------|---------------------|------------|-----------|----------|----------|----------|-----------|-----------|------------|
| 2012-13  | Plymouth University | West 2     | 12        | 3        | 7        | 2        | 58        | 65        | 15         |
| 2013-14  | Plymouth University | West 2     | 16        | 12       | 4        | 0        | 127       | 74        | 38         |
| 2014-15  | Plymouth University | West 2     | 10        | 5        | 5        | 0        | 62        | 58        | 18         |
| 2015-16  | Plymouth University | West 2     | 5         | 0        | 5        | 0        | 11        | 69        | 8          |
| 2016-17  | Plymouth University | West 2     | 7         | 0        | 7        | 0        | 21        | 104       | 8          |
| 2017-18  | Plymouth University | West 1     | 18        | 6        | 12       | 0        | 66        | 159       | 32         |
| 2018-19  | Plymouth University | West S     | 6         | 2        | 4        | 0        | 26        | 48        | 12         |
| 2019-20* | Plymouth University | West       | 3         | 1        | 2        | 0        | 10        | 20        | 4          |
| 2020-21  | Plymouth University | West       | 0         | 0        | 0        | 0        | 0         | 0         | 0          |

**PORTSMOUTH UNIVERSITY**

|         |                       | <u>DIV</u> | <u>GP</u> | <u>W</u> | <u>L</u> | <u>T</u> | <u>GF</u> | <u>GA</u> | <u>PTS</u> |
|---------|-----------------------|------------|-----------|----------|----------|----------|-----------|-----------|------------|
| 1997-98 | Portsmouth University | Div 2      | 18        | 11       | 7        | 0        | 41        | 54        | 22         |
| 1998-99 | Portsmouth University | Div 2      | 11        | 6        | 4        | 1        | 60        | 72        | 13         |
| 2002-03 | Portsmouth University | Div 3      | 14        | 5        | 8        | 1        | 75        | 99        | 25         |
| 2003-04 | Portsmouth University | Div 3      | 19        | 9        | 9        | 1        | 149       | 161       | 38         |
| 2004-05 | Portsmouth University | Div 3      | 18        | 6        | 12       | 0        | 80        | 151       | 25         |
| 2005-06 | Portsmouth University | West       | 16        | 4        | 11       | 1        | 63        | 109       | 22         |
| 2006-07 | Portsmouth University | West       | 19        | 4        | 15       | 0        | 69        | 174       | 25         |
| 2007-08 | Portsmouth University | West 2     | 14        | 13       | 0        | 1        | 151       | 25        | 41         |
| 2008-09 | Portsmouth University | West 1     | 16        | 8        | 8        | 0        | 123       | 147       | 32         |
| 2009-10 | Portsmouth University | West 1     | 15        | 7        | 6        | 2        | 101       | 74        | 26         |
| 2010-11 | Portsmouth University | West 1     | 13        | 11       | 1        | 1        | 168       | 65        | 36         |
| 2011-12 | Portsmouth University | West 1     | 12        | 8        | 4        | 0        | 116       | 54        | 27         |
| 2012-13 | Portsmouth University | West 1     | 13        | 4        | 9        | 0        | 75        | 109       | 16         |
| 2013-14 | Portsmouth University | West 2     | 20        | 4        | 16       | 0        | 45        | 158       | 13         |

## PORTSMOUTH UNIVERSITY 2

|         |                         | <u>DIV</u> | <u>GP</u> | <u>W</u> | <u>L</u> | <u>T</u> | <u>GF</u> | <u>GA</u> | <u>PTS</u> |
|---------|-------------------------|------------|-----------|----------|----------|----------|-----------|-----------|------------|
| 2009-10 | Portsmouth University 2 | West 2     | 16        | 12       | 3        | 1        | 132       | 72        | 41         |
| 2010-11 | Portsmouth University 2 | West 2     | 13        | 4        | 8        | 1        | 76        | 94        | 21         |
| 2011-12 | Portsmouth University 2 | West 2     | 13        | 5        | 8        | 0        | 84        | 123       | 20         |
| 2012-13 | Portsmouth University 2 | West 2     | 14        | 3        | 10       | 1        | 55        | 123       | 16         |

## PURLEY

|         |        | <u>DIV</u> | <u>GP</u> | <u>W</u> | <u>L</u> | <u>T</u> | <u>GF</u> | <u>GA</u> | <u>PTS</u> |
|---------|--------|------------|-----------|----------|----------|----------|-----------|-----------|------------|
| 1952-53 | Purley | Div 1      | 12        | 12       | 0        | 0        | 224       | 75        | 24         |
| 1953-54 | Purley | Div 1      | 12        | 11       | 1        | 0        | 148       | 78        | 22         |
| 1954-55 | Purley | Div 1      | 12        | 9        | 3        | 0        | 91        | 56        | 18         |
| 1955-56 | Purley | Div 1      | 14        | 13       | 1        | 0        | 144       | 58        | 26         |
| 1956-57 | Purley | Div 1      | 14        | 9        | 3        | 2        | 171       | 94        | 20         |
| 1957-58 | Purley | Div 1      | 15        | 10       | 3        | 2        | 176       | 68        | 22         |
| 1958-59 | Purley | Div 1      | 14        | 11       | 1        | 2        | 215       | 77        | 24         |
| 1959-60 | Purley | Div 1      | 12        | 11       | 0        | 1        | 151       | 54        | 23         |
| 1960-61 | Purley | Div 1      | 12        | 8        | 4        | 0        | 101       | 59        | 16         |
| 1961-62 | Purley | Div 1      | 14        | 11       | 0        | 3        | 155       | 53        | 25         |
| 1962-63 | Purley | Div 1      | 12        | 10       | 2        | 0        | 108       | 46        | 20         |
| 1963-64 | Purley | Div 1      | 13        | 8        | 4        | 1        | 121       | 59        | 17         |
| 1964-65 | Purley | Div 1      | 14        | 13       | 1        | 0        | 148       | 45        | 26         |
| 1965-66 | Purley | Div 1      | 12        | 10       | 2        | 0        | 130       | 73        | 20         |
| 1966-67 | Purley | Div 1      | 9         | 7        | 2        | 0        | 99        | 39        | 14         |
| 1967-68 | Purley | Div 1      | 8         | 4        | 4        | 0        | 64        | 74        | 8          |
| 1968-69 | Purley | Div 1      | 14        | 8        | 6        | 0        | 99        | 128       | 16         |
| 1969-70 | Purley | Div 1      | 16        | 11       | 5        | 0        | 137       | 114       | 22         |
| 1970-71 | Purley | Div 1      | 16        | 12       | 4        | 0        | 225       | 128       | 24         |
| 1971-72 | Purley | Div 1      | 18        | 14       | 3        | 1        | 237       | 142       | 29         |
| 1972-73 | Purley | Div 1      | 18        | 9        | 8        | 1        | 195       | 132       | 19         |
| 1973-74 | Purley | Div 1      | 17        | 12       | 5        | 0        | 190       | 133       | 24         |
| 1974-75 | Purley | Div 1      | 15        | 9        | 6        | 0        | 187       | 112       | 18         |
| 1975-76 | Purley | Div 1      | 18        | 10       | 7        | 1        | 145       | 190       | 21         |
| 1976-77 | Purley | Div 1      | 18        | 14       | 4        | 0        | 222       | 139       | 28         |
| 1977-78 | Purley | Div 1      | 16        | 10       | 5        | 1        | 184       | 152       | 21         |
| 1978-79 | Purley | Div 1      | 17        | 4        | 13       | 0        | 126       | 186       | 8          |
| 1979-80 | Purley | Div 1      | 18        | 7        | 11       | 0        | 138       | 175       | 14         |
| 1980-81 | Purley | Div 1      | 17        | 7        | 10       | 0        | 109       | 133       | 14         |
| 1981-82 | Purley | Div 1      | 15        | 8        | 7        | 0        | 128       | 111       | 16         |
| 1983-84 | Purley | Div 1      | 17        | 6        | 11       | 0        | 136       | 194       | 11         |
| 1984-85 | Purley | Div 1      | 18        | 4        | 10       | 4        | 149       | 200       | 12         |
| 1986-87 | Purley | Div 1      | 17        | 5        | 12       | 0        | 124       | 157       | 9          |
| 1987-88 | Purley | Div 1      | 13        | 5        | 8        | 0        | 110       | 130       | 9          |
| 1988-89 | Purley | Conf A     | 7         | 6        | 1        | 0        | 135       | 40        | 12         |
| 1988-89 | Purley | Div 1      | 7         | 5        | 2        | 0        | 81        | 52        | 10         |
| 1989-90 | Purley | Conf B     | 7         | 5        | 2        | 0        | 93        | 50        | 10         |
| 1989-90 | Purley | U Conf     | 9         | 9        | 0        | 0        | 131       | 55        | 18         |
| 1990-91 | Purley | Div 1      | 15        | 9        | 6        | 0        | 133       | 125       | 16         |
| 1991-92 | Purley | Div 1      | 16        | 7        | 9        | 0        | 136       | 139       | 13         |
| 1992-93 | Purley | Div 1      | 16        | 3        | 10       | 3        | 116       | 185       | 9          |
| 1993-94 | Purley | Div 1      | 16        | 10       | 6        | 0        | 156       | 115       | 20         |
| 1994-95 | Purley | Div 1      | 16        | 9        | 7        | 0        | 159       | 121       | 18         |
| 1995-96 | Purley | Div 1      | 16        | 11       | 4        | 1        | 158       | 107       | 23         |
| 1996-97 | Purley | Div 1      | 18        | 16       | 2        | 0        | 220       | 96        | 32         |
| 1997-98 | Purley | Premier    | 16        | 14       | 2        | 0        | 202       | 80        | 28         |
| 1998-99 | Purley | Premier    | 16        | 14       | 1        | 1        | 196       | 62        | 29         |
| 1999-00 | Purley | Div 1      | 15        | 15       | 0        | 0        | 214       | 45        | 30         |
| 2000-01 | Purley | Div 1      | 14        | 14       | 0        | 0        | 231       | 38        | 28         |
| 2001-02 | Purley | Div 1      | 15        | 15       | 0        | 0        | 256       | 37        | 45         |
| 2002-03 | Purley | Div 1      | 16        | 15       | 1        | 0        | 296       | 44        | 46         |
| 2003-04 | Purley | Div 1      | 16        | 16       | 0        | 0        | 243       | 55        | 48         |
| 2004-05 | Purley | Div 1      | 16        | 14       | 2        | 0        | 236       | 79        | 44         |
| 2005-06 | Purley | Premier    | 16        | 9        | 7        | 0        | 175       | 127       | 33         |
| 2006-07 | Purley | Premier    | 16        | 14       | 2        | 0        | 219       | 75        | 44         |
| 2007-08 | Purley | Premier    | 16        | 13       | 3        | 0        | 220       | 104       | 42         |
| 2008-09 | Purley | Premier    | 18        | 8        | 7        | 3        | 142       | 157       | 36         |
| 2009-10 | Purley | Premier    | 18        | 10       | 8        | 0        | 197       | 176       | 38         |
| 2010-11 | Purley | Premier    | 18        | 6        | 11       | 1        | 119       | 162       | 31         |

|          |                |         |    |   |    |   |     |     |    |
|----------|----------------|---------|----|---|----|---|-----|-----|----|
| 2011-12  | Purley         | Premier | 18 | 3 | 15 | 0 | 74  | 201 | 24 |
| 2012-13  | Purley         | Premier | 16 | 2 | 12 | 2 | 92  | 187 | 22 |
| 2013-14  | Purley         | Premier | 17 | 2 | 15 | 0 | 103 | 199 | 21 |
| 2014-15  | Purley         | Premier | 18 | 3 | 15 | 0 | 96  | 196 | 24 |
| 2015-16  | Purley         | Premier | 15 | 0 | 14 | 1 | 48  | 198 | 31 |
| 2016-17  | Purley         | East 1  | 16 | 5 | 10 | 1 | 92  | 130 | 43 |
| 2017-18  | Purley         | East 1  | 17 | 6 | 8  | 3 | 112 | 134 | 49 |
| 2018-19  | Purley         | Div 2   | 12 | 5 | 6  | 1 | 75  | 82  | 35 |
| 2019-20* | Purley         | Div 2   | 11 | 4 | 5  | 2 | 76  | 86  | 30 |
| 2020-21  | Purley         | Div 2   | 4  | 1 | 3  | 0 | 24  | 38  | 10 |
| 2021-22  | Purley         | Div 2   | 0  | 0 | 0  | 0 | 0   | 0   | 0  |
| 2022-23  | Purley Raptors | Div 1   | 14 | 5 | 7  | 2 | 103 | 128 | 40 |

### PURLEY 'A'

|         |            | <u>DIV</u> | <u>GP</u> | <u>W</u> | <u>L</u> | <u>T</u> | <u>GF</u> | <u>GA</u> | <u>PTS</u> |
|---------|------------|------------|-----------|----------|----------|----------|-----------|-----------|------------|
| 1952-53 | Purley 'A' | Div 1      | 9         | 0        | 9        | 0        | 24        | 126       | 0          |
| 1959-60 | Purley 'A' | Div 2      | 14        | 5        | 9        | 0        | 67        | 99        | 10         |
| 1960-61 | Purley 'A' | Div 2      | 19        | 10       | 9        | 0        | 82        | 131       | 20         |
| 1961-62 | Purley 'A' | Div 2      | 10        | 6        | 4        | 0        | 88        | 72        | 12         |
| 1962-63 | Purley 'A' | Div 2      | 16        | 12       | 2        | 2        | 81        | 37        | 26         |
| 1963-64 | Purley 'A' | Div 2      | 20        | 11       | 7        | 2        | 133       | 119       | 24         |
| 1964-65 | Purley 'A' | Div 2      | 23        | 13       | 10       | 0        | 127       | 105       | 26         |
| 1965-66 | Purley 'A' | Div 2      | 26        | 21       | 4        | 1        | 219       | 94        | 43         |
| 1966-67 | Purley 'A' | Div 2      | 16        | 11       | 4        | 1        | 161       | 103       | 23         |
| 1967-68 | Purley 'A' | Div 2      | 16        | 4        | 12       | 0        | 78        | 197       | 8          |
| 1968-69 | Purley 'A' | Div 2      | 16        | 4        | 12       | 0        | 60        | 143       | 8          |
| 1969-70 | Purley 'A' | Div 2      | 16        | 10       | 5        | 1        | 157       | 119       | 21         |
| 1970-71 | Purley 'A' | Div 2      | 16        | 6        | 7        | 3        | 156       | 158       | 15         |
| 1971-72 | Purley 'A' | Div 2      | 16        | 13       | 3        | 0        | 229       | 99        | 26         |
| 1972-73 | Purley 'A' | Div 2      | 17        | 13       | 2        | 2        | 234       | 89        | 28         |
| 1973-74 | Purley 'A' | Div 2      | 18        | 15       | 3        | 0        | 189       | 118       | 30         |
| 1974-75 | Purley 'A' | Div 2      | 15        | 8        | 7        | 0        | 137       | 121       | 16         |
| 1975-76 | Purley 'A' | Div 2      | 18        | 7        | 11       | 0        | 108       | 173       | 14         |
| 1976-77 | Purley 'A' | Div 2      | 17        | 9        | 8        | 0        | 135       | 175       | 18         |
| 1977-78 | Purley 'A' | Div 2      | 18        | 7        | 8        | 3        | 133       | 147       | 17         |
| 1978-79 | Purley 'A' | Div 2      | 17        | 8        | 9        | 0        | 101       | 132       | 16         |
| 1979-80 | Purley 'A' | Div 2      | 17        | 4        | 12       | 1        | 145       | 240       | 9          |
| 1980-81 | Purley 'A' | Div 2      | 17        | 7        | 8        | 2        | 139       | 175       | 16         |
| 1981-82 | Purley 'A' | Div 2      | 16        | 9        | 6        | 1        | 169       | 168       | 19         |
| 1983-84 | Purley 'A' | Div 3      | 17        | 14       | 3        | 0        | 151       | 66        | 27         |
| 1984-85 | Purley 'A' | Div 3      | 14        | 12       | 2        | 0        | 141       | 53        | 24         |
| 1986-87 | Purley 'A' | Div 2      | 18        | 1        | 17       | 0        | 53        | 221       | 1          |
| 1987-88 | Purley 'A' | Div 3      | 12        | 7        | 5        | 0        | 50        | 33        | 14         |
| 1988-89 | Purley 'A' | Div 3      | 6         | 4        | 2        | 0        | 32        | 24        | 8          |
| 1988-89 | Purley 'A' | L Conf S   | 12        | 3        | 9        | 0        | 37        | 81        | 4          |
| 1989-90 | Purley 'A' | Div 3      | 19        | 7        | 11       | 1        | 76        | 129       | 34         |
| 1990-91 | Purley 'A' | Div 3      | 17        | 14       | 3        | 0        | 80        | 62        | 45         |
| 1991-92 | Purley 'A' | Div 2      | 16        | 5        | 11       | 0        | 71        | 194       | 10         |
| 1992-93 | Purley 'A' | Div 2      | 16        | 1        | 15       | 0        | 33        | 127       | 0          |
| 1993-94 | Purley 'A' | Div 3      | 12        | 6        | 6        | 0        | 44        | 67        | 24         |
| 1994-95 | Purley 'A' | Div 3      | 18        | 10       | 6        | 2        | 92        | 70        | 39         |
| 1995-96 | Purley 'A' | Div 2      | 20        | 12       | 8        | 0        | 150       | 81        | 23         |
| 1996-97 | Purley 'A' | Div 2      | 12        | 4        | 8        | 0        | 37        | 38        | 8          |
| 1998-99 | Purley 'A' | Div 2      | 13        | 0        | 13       | 0        | 0         | 13        | 0          |
| 2014-15 | Purley 'A' | East 3     | 16        | 3        | 13       | 0        | 26        | 135       | 9          |

### PURLEY 'B'

|         |            | <u>DIV</u> | <u>GP</u> | <u>W</u> | <u>L</u> | <u>T</u> | <u>GF</u> | <u>GA</u> | <u>PTS</u> |
|---------|------------|------------|-----------|----------|----------|----------|-----------|-----------|------------|
| 1959-60 | Purley 'B' | Div 2      | 16        | 5        | 10       | 1        | 116       | 188       | 11         |
| 1960-61 | Purley 'B' | Div 2      | 19        | 9        | 8        | 2        | 92        | 133       | 20         |
| 1961-62 | Purley 'B' | Div 2      | 9         | 3        | 6        | 0        | 77        | 84        | 6          |
| 1962-63 | Purley 'B' | Div 2      | 11        | 0        | 9        | 2        | 21        | 64        | 2          |
| 1963-64 | Purley 'B' | Div 2      | 20        | 6        | 14       | 0        | 66        | 154       | 12         |
| 1964-65 | Purley 'B' | Div 2      | 24        | 5        | 18       | 1        | 92        | 177       | 11         |
| 1965-66 | Purley 'B' | Div 2      | 24        | 15       | 7        | 2        | 137       | 104       | 32         |
| 1966-67 | Purley 'B' | Div 2      | 16        | 11       | 4        | 1        | 134       | 98        | 23         |

|         |            |       |    |    |    |   |     |     |    |
|---------|------------|-------|----|----|----|---|-----|-----|----|
| 1967-68 | Purley 'B' | Div 2 | 22 | 2  | 19 | 1 | 10  | 32  | 5  |
| 1969-70 | Purley 'B' | Div 2 | 16 | 5  | 10 | 1 | 57  | 159 | 11 |
| 1970-71 | Purley 'B' | Div 2 | 16 | 2  | 13 | 1 | 97  | 238 | 5  |
| 1971-72 | Purley 'B' | Div 3 | 20 | 18 | 2  | 0 | 237 | 63  | 36 |
| 1972-73 | Purley 'B' | Div 2 | 17 | 6  | 10 | 1 | 153 | 179 | 13 |
| 1973-74 | Purley 'B' | Div 2 | 18 | 9  | 8  | 1 | 97  | 122 | 19 |
| 1974-75 | Purley 'B' | Div 2 | 18 | 8  | 10 | 0 | 118 | 133 | 16 |
| 1975-76 | Purley 'B' | Div 2 | 18 | 5  | 13 | 0 | 117 | 184 | 10 |
| 1976-77 | Purley 'B' | Div 2 | 18 | 3  | 14 | 1 | 105 | 204 | 5  |
| 1977-78 | Purley 'B' | Div 2 | 18 | 3  | 14 | 1 | 110 | 211 | 7  |
| 1978-79 | Purley 'B' | Div 2 | 18 | 0  | 18 | 0 | 11  | 68  | 0  |
| 1979-80 | Purley 'B' | Div 3 | 21 | 10 | 11 | 0 | 93  | 141 | 39 |
| 1980-81 | Purley 'B' | Div 4 | 19 | 14 | 5  | 0 | 124 | 85  | 46 |
| 1981-82 | Purley 'B' | Div 3 | 18 | 8  | 10 | 0 | 91  | 164 | 14 |

### PURLEY 'C'

|         |            | <u>DIV</u> | <u>GP</u> | <u>W</u> | <u>L</u> | <u>T</u> | <u>GF</u> | <u>GA</u> | <u>PTS</u> |
|---------|------------|------------|-----------|----------|----------|----------|-----------|-----------|------------|
| 1972-73 | Purley 'C' | Div 3      | 24        | 16       | 7        | 1        | 191       | 145       | 33         |
| 1973-74 | Purley 'C' | Div 3      | 21        | 12       | 8        | 1        | 160       | 141       | 25         |
| 1974-75 | Purley 'C' | Div 3      | 22        |          |          |          |           |           | 24         |
| 1975-76 | Purley 'C' | Div 3      | 22        | 8        | 14       | 0        | 88        | 169       | 16         |
| 1976-77 | Purley 'C' | Div 3      | 22        | 6        | 16       | 0        | 112       | 152       | 30         |
| 1977-78 | Purley 'C' | Div 3      | 19        | 6        | 13       | 0        | 66        | 118       | 25         |
| 1978-79 | Purley 'C' | Div 3      | 19        | 2        | 17       | 0        | 56        | 101       | 21         |

### PURLEY 2

|         |          | <u>DIV</u> | <u>GP</u> | <u>W</u> | <u>L</u> | <u>T</u> | <u>GF</u> | <u>GA</u> | <u>PTS</u> |
|---------|----------|------------|-----------|----------|----------|----------|-----------|-----------|------------|
| 1957-58 | Purley 2 | Div 2      | 8         | 4        | 4        | 0        | 62        | 75        | 8          |
| 1958-59 | Purley 2 | Div 2      | 9         | 7        | 2        | 0        | 52        | 18        | 14         |

### ROYAL AIR FORCE MARHAM

|         |                        | <u>DIV</u> | <u>GP</u> | <u>W</u> | <u>L</u> | <u>T</u> | <u>GF</u> | <u>GA</u> | <u>PTS</u> |
|---------|------------------------|------------|-----------|----------|----------|----------|-----------|-----------|------------|
| 2009-10 | Royal Air Force Marham | East 2     | 18        | 4        | 12       | 2        | 75        | 178       | 27         |
| 2010-11 | Royal Air Force Marham | East 3     | 12        | 4        | 8        | 0        | 52        | 90        | 19         |
| 2011-12 | Royal Air Force Marham | East 3     | 0         | 0        | 0        | 0        | 0         | 0         | 0          |

### READING WILDCATS

|          |                  | <u>DIV</u> | <u>GP</u> | <u>W</u> | <u>L</u> | <u>T</u> | <u>GF</u> | <u>GA</u> | <u>PTS</u> |
|----------|------------------|------------|-----------|----------|----------|----------|-----------|-----------|------------|
| 1999-00  | Reading Wildcats | Div 3      | 8         | 7        | 1        | 0        | 117       | 42        | 14         |
| 2000-01  | Reading Wildcats | Div 2      | 19        | 16       | 3        | 0        | 200       | 90        | 32         |
| 2001-02  | Reading          | Div 2      | 15        | 12       | 3        | 0        | 155       | 85        | 39         |
| 2002-03  | Reading          | Div 1      | 14        | 7        | 7        | 0        | 103       | 101       | 28         |
| 2003-04  | Reading Wildcats | Div 1      | 16        | 6        | 9        | 1        | 98        | 183       | 29         |
| 2004-05  | Reading Wildcats | Div 1      | 16        | 9        | 7        | 0        | 154       | 179       | 34         |
| 2005-06  | Reading Wildcats | Premier    | 16        | 7        | 9        | 0        | 108       | 123       | 30         |
| 2006-07  | Reading Wildcats | Premier    | 16        | 6        | 8        | 2        | 121       | 145       | 30         |
| 2007-08  | Reading Wildcats | Premier    | 16        | 3        | 12       | 1        | 75        | 147       | 23         |
| 2008-09  | Reading Wildcats | Premier    | 18        | 9        | 7        | 2        | 176       | 133       | 38         |
| 2009-10  | Reading Wildcats | Premier    | 18        | 5        | 12       | 1        | 127       | 202       | 29         |
| 2010-11  | Reading Wildcats | Premier    | 18        | 8        | 8        | 2        | 152       | 145       | 36         |
| 2011-12  | Reading Wildcats | Premier    | 18        | 7        | 9        | 2        | 171       | 174       | 34         |
| 2012-13  | Reading Wildcats | Premier    | 17        | 8        | 4        | 5        | 133       | 110       | 38         |
| 2013-14  | Reading Wildcats | Premier    | 18        | 12       | 6        | 0        | 156       | 124       | 42         |
| 2014-15  | Reading Wildcats | Premier    | 18        | 11       | 7        | 0        | 193       | 144       | 40         |
| 2015-16  | Reading Wildcats | Premier    | 18        | 9        | 8        | 1        | 138       | 195       | 55         |
| 2016-17  | Reading Wildcats | Premier    | 18        | 7        | 10       | 1        | 120       | 149       | 51         |
| 2017-18  | Reading Wildcats | Premier    | 18        | 4        | 13       | 1        | 108       | 187       | 45         |
| 2018-19  | Reading Wildcats | Div 1      | 12        | 5        | 5        | 2        | 95        | 73        | 36         |
| 2019-20* | Reading Wildcats | Div 1      | 8         | 4        | 2        | 2        | 60        | 52        | 26         |
| 2020-21  | Reading Wildcats | Div 1      | 5         | 3        | 2        | 0        | 39        | 35        | 16         |
| 2021-22  | Reading Wildcats | Premier    | 11        | 0        | 11       | 0        | 37        | 201       | 22         |
| 2022-23  | Reading Wildcats | Div 1      | 14        | 7        | 4        | 3        | 116       | 101       | 45         |

## READING WILDCATS 2

|          |                    | <u>DIV</u> | <u>GP</u> | <u>W</u> | <u>L</u> | <u>T</u> | <u>GF</u> | <u>GA</u> | <u>PTS</u> |
|----------|--------------------|------------|-----------|----------|----------|----------|-----------|-----------|------------|
| 2007-08  | Reading Wildcats 2 | East 2     | 16        | 5        | 11       | 0        | 71        | 191       | 25         |
| 2008-09  | Reading Wildcats 2 | East 2     | 16        | 14       | 1        | 1        | 208       | 90        | 45         |
| 2009-10  | Reading Wildcats 2 | East 1     | 18        | 6        | 12       | 0        | 129       | 157       | 30         |
| 2010-11  | Reading Wildcats 2 | East 1     | 13        | 5        | 7        | 1        | 100       | 138       | 24         |
| 2011-12  | Reading Wildcats 2 | East 1     | 18        | 10       | 6        | 2        | 185       | 127       | 40         |
| 2012-13  | Reading Wildcats 2 | East 1     | 14        | 12       | 2        | 0        | 170       | 79        | 38         |
| 2013-14  | Reading Wildcats 2 | East 1     | 16        | 15       | 1        | 0        | 186       | 90        | 46         |
| 2014-15  | Reading Wildcats 2 | East 1     | 14        | 0        | 14       | 0        | 12        | 180       | 5          |
| 2015-16  | Reading Wildcats 2 | East 2     | 16        | 3        | 13       | 0        | 72        | 174       | 36         |
| 2016-17  | Reading Wildcats 2 | East 2     | 18        | 4        | 11       | 3        | 90        | 151       | 45         |
| 2017-18  | Reading Wildcats 2 | East 2     | 16        | 7        | 8        | 1        | 113       | 140       | 47         |
| 2018-19  | Reading Wildcats 2 | East S2    | 7         | 0        | 6        | 1        | 25        | 67        | 8          |
| 2019-20* | Reading Wildcats 2 | East S     | 7         | 0        | 6        | 1        | 27        | 81        | 11         |
| 2020-21  | Reading Wildcats 2 | East S     | 3         | 1        | 2        | 0        | 30        | 31        | 8          |
| 2021-22  | Reading Wildcats 2 | East S     | 5         | 0        | 5        | 0        | 4         | 45        | 4          |

## READING WILDCATS 3

|         |                    | <u>DIV</u> | <u>GP</u> | <u>W</u> | <u>L</u> | <u>T</u> | <u>GF</u> | <u>GA</u> | <u>PTS</u> |
|---------|--------------------|------------|-----------|----------|----------|----------|-----------|-----------|------------|
| 2011-12 | Reading Wildcats 3 | East 3     | 12        | 8        | 4        | 0        | 123       | 65        | 28         |
| 2012-13 | Reading Wildcats 3 | East 3     | 11        | 7        | 4        | 0        | 91        | 73        | 24         |
| 2013-14 | Reading Wildcats 3 | East 3     | 12        | 8        | 3        | 1        | 104       | 64        | 28         |
| 2014-15 | Reading Wildcats 3 | East 2     | 17        | 3        | 14       | 0        | 79        | 198       | 21         |

## ROYAL HOLLOWAY UNIVERSITY

|         |                           | <u>DIV</u> | <u>GP</u> | <u>W</u> | <u>L</u> | <u>T</u> | <u>GF</u> | <u>GA</u> | <u>PTS</u> |
|---------|---------------------------|------------|-----------|----------|----------|----------|-----------|-----------|------------|
| 2005-06 | Royal Holloway University | East       | 11        | 0        | 11       | 0        | 32        | 154       | 10         |
| 2006-07 | Royal Holloway University | East 2     | 14        | 3        | 11       | 0        | 38        | 108       | 15         |
| 2007-08 | Royal Holloway University | East 2     | 16        | 1        | 15       | 0        | 35        | 173       | 16         |
| 2010-11 | Royal Holloway University | East 3     | 15        | 2        | 13       | 0        | 53        | 145       | 13         |
| 2011-12 | Royal Holloway University | East 3     | 10        | 3        | 6        | 1        | 72        | 118       | 15         |
| 2012-13 | Royal Holloway University | East 3     | 10        | 3        | 7        | 0        | 39        | 93        | 14         |
| 2013-14 | Royal Holloway University | East 3     | 11        | 4        | 7        | 0        | 42        | 64        | 16         |
| 2014-15 | Royal Holloway University | East 3     | 15        | 4        | 11       | 0        | 62        | 125       | 20         |
| 2015-16 | Royal Holloway University | East 3     | 10        | 3        | 7        | 0        | 47        | 70        | 22         |
| 2016-17 | Royal Holloway University | East 3     | 13        | 5        | 8        | 0        | 40        | 80        | 22         |
| 2017-18 | Royal Holloway University | East 3     | 12        | 1        | 11       | 0        | 11        | 112       | 6          |

## ROYAL MILITARY ACADEMY SANDHURST

|         |                                  | <u>DIV</u> | <u>GP</u> | <u>W</u> | <u>L</u> | <u>T</u> | <u>GF</u> | <u>GA</u> | <u>PTS</u> |
|---------|----------------------------------|------------|-----------|----------|----------|----------|-----------|-----------|------------|
| 2003-04 | Royal Military Academy Sandhurst | Div 3      | 16        | 0        | 16       | 0        | 20        | 189       | 7          |
| 2004-05 | Royal Military Academy Sandhurst | Div 4      | 18        | 1        | 17       | 0        | 17        | 173       | 5          |
| 2005-06 | Royal Military Academy Sandhurst | East       | 12        | 0        | 12       | 0        | 13        | 148       | 5          |
| 2006-07 | Royal Military Academy Sandhurst | East 2     | 14        | 0        | 14       | 0        | 12        | 220       | 8          |
| 2007-08 | Royal Military Academy Sandhurst | East 2     | 16        | 1        | 15       | 0        | 11        | 177       | 7          |

## ROYAL NAVY YEOVIL

|         |                   | <u>DIV</u> | <u>GP</u> | <u>W</u> | <u>L</u> | <u>T</u> | <u>GF</u> | <u>GA</u> | <u>PTS</u> |
|---------|-------------------|------------|-----------|----------|----------|----------|-----------|-----------|------------|
| 2007-08 | Royal Navy Yeovil | West 2     | 14        | 1        | 13       | 0        | 10        | 130       | 4          |

## SOLENT

|         |        | <u>DIV</u> | <u>GP</u> | <u>W</u> | <u>L</u> | <u>T</u> | <u>GF</u> | <u>GA</u> | <u>PTS</u> |
|---------|--------|------------|-----------|----------|----------|----------|-----------|-----------|------------|
| 1995-96 | Solent | Div 2      | 13        | 2        | 11       | 0        | 6         | 96        | 0          |
| 1996-97 | Solent | Div 2      | 9         | 3        | 6        | 0        | 3         | 67        | 6          |

## SOUTHAMPTON

|         |                  | <u>DIV</u> | <u>GP</u> | <u>W</u> | <u>L</u> | <u>T</u> | <u>GF</u> | <u>GA</u> | <u>PTS</u> |
|---------|------------------|------------|-----------|----------|----------|----------|-----------|-----------|------------|
| 1987-88 | Southampton      | Div 2      | 16        | 6        | 10       | 0        | 27        | 78        | 12         |
| 1991-92 | Southampton      | Div 2      | 16        | 5        | 11       | 0        | 92        | 200       | 9          |
| 1992-93 | Southampton      | Div 2      | 16        | 5        | 8        | 3        | 69        | 153       | 13         |
| 1993-94 | Southampton      | Div 2      | 12        | 0        | 12       | 0        | 11        | 153       | 0          |
| 1994-95 | Southampton      | Div 3      | 9         | 3        | 6        | 0        | 25        | 36        | 12         |
| 2001-02 | Southampton      | Div 3      | 12        | 3        | 9        | 0        | 63        | 131       | 14         |
| 2002-03 | Southampton      | Div 3      | 15        | 2        | 12       | 1        | 44        | 155       | 17         |
| 2008-09 | Southampton City | West 1     | 15        | 5        | 9        | 1        | 89        | 150       | 25         |
| 2009-10 | Southampton City | West 1     | 16        | 11       | 4        | 1        | 157       | 83        | 39         |
| 2010-11 | Southampton City | West 1     | 14        | 6        | 8        | 0        | 100       | 132       | 25         |
| 2011-12 | Southampton City | West 1     | 13        | 5        | 8        | 0        | 98        | 103       | 21         |
| 2012-13 | Southampton City | West 1     | 13        | 2        | 11       | 0        | 55        | 193       | 17         |
| 2013-14 | Southampton      | West 1     | 10        | 5        | 5        | 0        | 94        | 79        | 18         |
| 2014-15 | Southampton      | West 1     | 13        | 6        | 7        | 0        | 107       | 103       | 24         |
| 2015-16 | Southampton      | West 1     | 10        | 7        | 3        | 0        | 80        | 30        | 34         |
| 2016-17 | Southampton      | West 1     | 16        | 4        | 12       | 0        | 57        | 116       | 19         |
| 2017-18 | Southampton      | West 1     | 18        | 6        | 12       | 0        | 81        | 161       | 34         |
| 2018-19 | Southampton      | West N     | 6         | 3        | 3        | 0        | 37        | 38        | 12         |

## SOUTHAMPTON 'A'

|         |                 | <u>DIV</u> | <u>GP</u> | <u>W</u> | <u>L</u> | <u>T</u> | <u>GF</u> | <u>GA</u> | <u>PTS</u> |
|---------|-----------------|------------|-----------|----------|----------|----------|-----------|-----------|------------|
| 2013-14 | Southampton 'A' | West 2     | 18        | 7        | 11       | 0        | 76        | 112       | 27         |
| 2014-15 | Southampton 'A' | West 2     | 10        | 4        | 6        | 0        | 35        | 63        | 14         |
| 2015-16 | Southampton 'A' | West 2     | 5         | 0        | 4        | 1        | 26        | 43        | 9          |
| 2016-17 | Southampton 'A' | West 2     | 10        | 3        | 7        | 0        | 50        | 119       | 24         |

## SOUTHAMPTON TRIDENTS

|         |                      | <u>DIV</u> | <u>GP</u> | <u>W</u> | <u>L</u> | <u>T</u> | <u>GF</u> | <u>GA</u> | <u>PTS</u> |
|---------|----------------------|------------|-----------|----------|----------|----------|-----------|-----------|------------|
| 2000-01 | Southampton Tridents | Div 2      | 15        | 3        | 12       | 0        | 43        | 105       | 6          |
| 2004-05 | Southampton Tridents | Div 3      | 18        | 8        | 10       | 0        | 162       | 192       | 34         |
| 2005-06 | Southampton Tridents | West       | 16        | 7        | 9        | 0        | 100       | 140       | 30         |
| 2006-07 | Southampton Tridents | West       | 20        | 13       | 6        | 1        | 196       | 123       | 47         |
| 2007-08 | Southampton Tridents | West 1     | 12        | 4        | 8        | 0        | 90        | 110       | 20         |
| 2008-09 | Southampton Tridents | West 1     | 16        | 0        | 16       | 0        | 38        | 181       | 14         |
| 2009-10 | Southampton Tridents | West 2     | 14        | 11       | 2        | 1        | 132       | 42        | 37         |
| 2010-11 | Southampton Tridents | West 2     | 14        | 2        | 11       | 1        | 32        | 118       | 19         |
| 2012-13 | Southampton Tridents | West 2     | 14        | 6        | 6        | 2        | 74        | 90        | 24         |
| 2011-12 | Southampton Tridents | West 2     | 13        | 3        | 10       | 0        | 46        | 105       | 16         |

## SOUTHAMPTON TRIDENTS 2

|         |                        | <u>DIV</u> | <u>GP</u> | <u>W</u> | <u>L</u> | <u>T</u> | <u>GF</u> | <u>GA</u> | <u>PTS</u> |
|---------|------------------------|------------|-----------|----------|----------|----------|-----------|-----------|------------|
| 2007-08 | Southampton Tridents 2 | West 2     | 12        | 2        | 10       | 0        | 38        | 127       | 13         |

## SOUTHAMPTON UNIVERSITY

|         |                        | <u>DIV</u> | <u>GP</u> | <u>W</u> | <u>L</u> | <u>T</u> | <u>GF</u> | <u>GA</u> | <u>PTS</u> |
|---------|------------------------|------------|-----------|----------|----------|----------|-----------|-----------|------------|
| 1984-85 | Southampton University | Div 4      | 18        | 14       | 4        | 0        | 54        | 36        | 46         |
| 1986-87 | Southampton University | Div 3      | 16        | 10       | 4        | 2        | 68        | 26        | 22         |
| 1988-89 | Southampton University | Div 2      | 4         | 2        | 2        | 0        | 23        | 18        | 4          |
| 1988-89 | Southampton University | Conf A     | 7         | 2        | 5        | 0        | 18        | 129       | 4          |
| 1989-90 | Southampton University | L Conf     | 6         | 2        | 4        | 0        | 12        | 34        | 4          |
| 1989-90 | Southampton University | Conf A     | 8         | 1        | 7        | 0        | 12        | 129       | 2          |
| 1990-91 | Southampton University | Div 2      | 16        | 7        | 7        | 2        | 93        | 109       | 16         |
| 1997-98 | Southampton University | Div 2      | 15        | 8        | 7        | 0        | 33        | 52        | 16         |
| 1998-99 | Southampton University | Div 2      | 9         | 4        | 4        | 1        | 24        | 62        | 9          |
| 1999-00 | Southampton University | Div 3      | 8         | 2        | 6        | 0        | 12        | 100       | 4          |
| 2003-04 | Southampton University | Div 3      | 20        | 8        | 11       | 1        | 136       | 155       | 37         |

**SPENCER**

|          |         | <u>DIV</u> | <u>GP</u> | <u>W</u> | <u>L</u> | <u>T</u> | <u>GF</u> | <u>GA</u> | <u>PTS</u> |
|----------|---------|------------|-----------|----------|----------|----------|-----------|-----------|------------|
| 2000-01  | Spencer | Div 1      | 14        | 5        | 9        | 0        | 112       | 146       | 10         |
| 2001-02  | Spencer | Div 1      | 12        | 5        | 7        | 0        | 114       | 133       | 22         |
| 2002-03  | Spencer | Div 1      | 16        | 2        | 14       | 0        | 51        | 176       | 14         |
| 2003-04  | Spencer | Div 2      | 19        | 11       | 7        | 1        | 181       | 152       | 42         |
| 2004-05  | Spencer | Div 2      | 17        | 8        | 7        | 2        | 168       | 137       | 35         |
| 2005-06  | Spencer | Premier    | 16        | 4        | 12       | 0        | 118       | 184       | 24         |
| 2006-07  | Spencer | Premier    | 16        | 7        | 9        | 0        | 127       | 167       | 30         |
| 2007-08  | Spencer | Premier    | 16        | 12       | 3        | 1        | 198       | 105       | 41         |
| 2008-09  | Spencer | Premier    | 18        | 13       | 4        | 1        | 258       | 117       | 45         |
| 2009-10  | Spencer | Premier    | 18        | 10       | 7        | 1        | 231       | 195       | 39         |
| 2010-11  | Spencer | Premier    | 18        | 9        | 7        | 2        | 139       | 121       | 38         |
| 2011-12  | Spencer | Premier    | 18        | 11       | 4        | 3        | 181       | 100       | 43         |
| 2012-13  | Spencer | Premier    | 18        | 17       | 1        | 0        | 262       | 74        | 52         |
| 2013-14  | Spencer | Premier    | 16        | 13       | 2        | 1        | 194       | 80        | 43         |
| 2014-15  | Spencer | Premier    | 18        | 18       | 0        | 0        | 285       | 58        | 54         |
| 2015-16  | Spencer | Premier    | 18        | 17       | 1        | 0        | 222       | 64        | 70         |
| 2016-17  | Spencer | Premier    | 18        | 17       | 1        | 0        | 259       | 71        | 70         |
| 2017-18  | Spencer | Premier    | 18        | 15       | 3        | 0        | 310       | 90        | 66         |
| 2018-19  | Spencer | Premier    | 12        | 7        | 4        | 1        | 129       | 73        | 39         |
| 2019-20* | Spencer | Premier    | 9         | 6        | 3        | 0        | 111       | 47        | 30         |
| 2020-21  | Spencer | Premier    | 6         | 4        | 1        | 1        | 81        | 29        | 21         |
| 2021-22  | Spencer | Premier    | 12        | 11       | 1        | 0        | 191       | 45        | 46         |
| 2022-23  | Spencer | Premier    | 10        | 9        | 1        | 0        | 177       | 49        | 38         |

**SPENCER 'A'**

|         |             | <u>DIV</u> | <u>GP</u> | <u>W</u> | <u>L</u> | <u>T</u> | <u>GF</u> | <u>GA</u> | <u>PTS</u> |
|---------|-------------|------------|-----------|----------|----------|----------|-----------|-----------|------------|
| 2000-01 | Spencer 'A' | Div 2      | 13        | 2        | 11       | 0        | 47        | 105       | 4          |
| 2001-02 | Spencer 'A' | Div 3      | 13        | 2        | 11       | 0        | 23        | 124       | 9          |

**SPENCER 2**

|          |           | <u>DIV</u> | <u>GP</u> | <u>W</u> | <u>L</u> | <u>T</u> | <u>GF</u> | <u>GA</u> | <u>PTS</u> |
|----------|-----------|------------|-----------|----------|----------|----------|-----------|-----------|------------|
| 2007-08  | Spencer 2 | East 2     | 16        | 10       | 6        | 0        | 151       | 90        | 36         |
| 2008-09  | Spencer 2 | East 2     | 16        | 14       | 2        | 0        | 175       | 51        | 44         |
| 2009-10  | Spencer 2 | East 2     | 18        | 18       | 0        | 0        | 298       | 67        | 54         |
| 2010-11  | Spencer 2 | East 1     | 13        | 7        | 4        | 2        | 111       | 81        | 29         |
| 2011-12  | Spencer 2 | East 1     | 18        | 12       | 6        | 0        | 162       | 102       | 42         |
| 2012-13  | Spencer 2 | East 1     | 16        | 15       | 0        | 1        | 205       | 57        | 47         |
| 2013-14  | Spencer 2 | East 1     | 15        | 11       | 4        | 0        | 138       | 67        | 37         |
| 2014-15  | Spencer 2 | East 1     | 14        | 11       | 1        | 2        | 158       | 68        | 38         |
| 2015-16  | Spencer 2 | East 1     | 18        | 17       | 0        | 1        | 240       | 73        | 71         |
| 2016-17  | Spencer 2 | East 1     | 16        | 13       | 3        | 0        | 227       | 76        | 58         |
| 2017-18  | Spencer 2 | East 1     | 17        | 17       | 0        | 0        | 246       | 60        | 68         |
| 2018-19  | Spencer 2 | Div 1      | 12        | 10       | 1        | 1        | 131       | 57        | 45         |
| 2019-20* | Spencer 2 | Div 1      | 9         | 9        | 0        | 0        | 111       | 35        | 36         |
| 2020-21  | Spencer 2 | Div 1      | 5         | 5        | 0        | 0        | 61        | 23        | 20         |
| 2021-22  | Spencer 2 | Div 1      | 14        | 14       | 0        | 0        | 230       | 36        | 56         |
| 2022-23  | Spencer 2 | Div 1      | 14        | 14       | 0        | 0        | 233       | 29        | 56         |

**SPENCER 3**

|          |           | <u>DIV</u> | <u>GP</u> | <u>W</u> | <u>L</u> | <u>T</u> | <u>GF</u> | <u>GA</u> | <u>PTS</u> |
|----------|-----------|------------|-----------|----------|----------|----------|-----------|-----------|------------|
| 2008-09  | Spencer 3 | East 2     | 15        | 4        | 11       | 0        | 96        | 117       | 23         |
| 2009-10  | Spencer 3 | East 2     | 18        | 6        | 11       | 1        | 113       | 155       | 31         |
| 2010-11  | Spencer 3 | East 2     | 14        | 5        | 6        | 3        | 90        | 105       | 27         |
| 2011-12  | Spencer 3 | East 2     | 16        | 6        | 8        | 2        | 102       | 114       | 30         |
| 2012-13  | Spencer 3 | East 2     | 16        | 8        | 8        | 0        | 103       | 116       | 31         |
| 2013-14  | Spencer 3 | East 2     | 16        | 3        | 13       | 0        | 74        | 161       | 21         |
| 2014-15  | Spencer 3 | East 3     | 16        | 13       | 2        | 1        | 160       | 53        | 42         |
| 2015-16  | Spencer 3 | East 2     | 16        | 15       | 1        | 0        | 163       | 67        | 62         |
| 2016-17  | Spencer 3 | East 2     | 18        | 13       | 5        | 0        | 189       | 98        | 60         |
| 2017-18  | Spencer 3 | East 1     | 18        | 11       | 6        | 1        | 162       | 142       | 59         |
| 2018-19  | Spencer 3 | Div 2      | 12        | 7        | 5        | 0        | 102       | 83        | 36         |
| 2019-20* | Spencer 3 | Div 2      | 11        | 8        | 1        | 2        | 165       | 50        | 40         |



|         |           |       |    |   |   |   |     |     |    |
|---------|-----------|-------|----|---|---|---|-----|-----|----|
| 2020-21 | Spencer 3 | Div 1 | 5  | 1 | 3 | 1 | 33  | 46  | 13 |
| 2021-22 | Spencer 3 | Div 1 | 14 | 6 | 7 | 1 | 110 | 102 | 41 |
| 2022-23 | Spencer 3 | Div 1 | 14 | 9 | 5 | 0 | 111 | 107 | 46 |

#### SPENCER 4

|          |           | <u>DIV</u> | <u>GP</u> | <u>W</u> | <u>L</u> | <u>T</u> | <u>GF</u> | <u>GA</u> | <u>PTS</u> |
|----------|-----------|------------|-----------|----------|----------|----------|-----------|-----------|------------|
| 2017-18  | Spencer 4 | East 3     | 12        | 10       | 2        | 0        | 115       | 47        | 44         |
| 2018-19  | Spencer 4 | East S2    | 7         | 7        | 0        | 0        | 82        | 26        | 28         |
| 2019-20* | Spencer 4 | East S     | 5         | 1        | 3        | 1        | 34        | 49        | 13         |
| 2020-21  | Spencer 4 | East S     | 4         | 3        | 1        | 0        | 37        | 30        | 14         |
| 2021-22  | Spencer 4 | East S     | 7         | 4        | 3        | 0        | 45        | 27        | 22         |
| 2022-23  | Spencer 4 | Div 3      | 12        | 9        | 3        | 0        | 97        | 56        | 40         |

#### ST. HELIER

|         |            | <u>DIV</u> | <u>GP</u> | <u>W</u> | <u>L</u> | <u>T</u> | <u>GF</u> | <u>GA</u> | <u>PTS</u> |
|---------|------------|------------|-----------|----------|----------|----------|-----------|-----------|------------|
| 1968-69 | St. Helier | Div 1      | 14        | 5        | 9        | 0        | 76        | 155       | 10         |
| 1965-66 | St. Helier | Div 2      | 20        | 12       | 6        | 2        | 60        | 60        | 26         |
| 1966-67 | St. Helier | Div 2      | 16        | 5        | 11       | 0        | 93        | 127       | 10         |
| 1967-68 | St. Helier | Div 2      | 16        | 12       | 3        | 1        | 141       | 79        | 25         |
| 1969-70 | St. Helier | Div 1      | 16        | 7        | 9        | 0        | 99        | 189       | 14         |
| 1970-71 | St. Helier | Div 1      | 14        | 4        | 9        | 1        | 71        | 192       | 9          |
| 1971-72 | St. Helier | Div 1      | 17        | 3        | 12       | 2        | 118       | 159       | 8          |
| 1972-73 | St. Helier | Div 1      | 18        | 7        | 11       | 0        | 162       | 161       | 14         |
| 1973-74 | St. Helier | Div 1      | 17        | 5        | 12       | 0        | 88        | 228       | 10         |
| 1974-75 | St. Helier | Div 1      | 17        | 2        | 15       | 0        | 76        | 230       | 4          |
| 1975-76 | St. Helier | Div 1      | 18        | 5        | 11       | 2        | 83        | 160       | 12         |
| 1976-77 | St. Helier | Div 1      | 18        | 2        | 16       | 0        | 83        | 201       | 4          |
| 1977-78 | St. Helier | Div 2      | 18        | 13       | 4        | 1        | 175       | 73        | 27         |
| 1978-79 | St. Helier | Div 2      | 18        | 16       | 2        | 0        | 207       | 70        | 32         |
| 1979-80 | St. Helier | Div 1      | 17        | 3        | 14       | 0        | 97        | 221       | 6          |
| 1980-81 | St. Helier | Div 1      | 18        | 4        | 14       | 0        | 81        | 194       | 7          |
| 1981-82 | St. Helier | Div 2      | 18        | 9        | 9        | 0        | 117       | 152       | 18         |

#### ST. HELIER 'A'

|         |                | <u>DIV</u> | <u>GP</u> | <u>W</u> | <u>L</u> | <u>T</u> | <u>GF</u> | <u>GA</u> | <u>PTS</u> |
|---------|----------------|------------|-----------|----------|----------|----------|-----------|-----------|------------|
| 1967-68 | St. Helier 'A' | Div 2      | 21        | 11       | 10       | 0        | 61        | 68        | 22         |
| 1968-69 | St. Helier 'A' | Div 3      | 15        | 5        | 9        | 1        | 76        | 72        | 11         |
| 1969-70 | St. Helier 'A' | Div 3      | 12        | 10       | 2        | 0        | 80        | 20        | 20         |
| 1970-71 | St. Helier 'A' | Div 2      | 16        | 4        | 11       | 1        | 123       | 202       | 9          |
| 1971-72 | St. Helier 'A' | Div 2      | 16        | 4        | 12       | 0        | 95        | 189       | 8          |
| 1972-73 | St. Helier 'A' | Div 2      | 18        | 4        | 13       | 1        | 98        | 184       | 9          |
| 1973-74 | St. Helier 'A' | Div 2      | 18        | 5        | 12       | 1        | 89        | 153       | 11         |
| 1974-75 | St. Helier 'A' | Div 2      | 19        | 4        | 14       | 1        | 45        | 165       | 9          |
| 1975-76 | St. Helier 'A' | Div 3      | 22        | 18       | 4        | 0        | 170       | 79        | 36         |
| 1976-77 | St. Helier 'A' | Div 3      | 20        | 14       | 5        | 1        | 162       | 98        | 49         |
| 1977-78 | St. Helier 'A' | Div 3      | 20        | 9        | 11       | 0        | 66        | 98        | 36         |
| 1978-79 | St. Helier 'A' | Div 3      | 19        | 8        | 11       | 0        | 70        | 91        | 30         |
| 1979-80 | St. Helier 'A' | Div 3      | 20        | 6        | 14       | 0        | 99        | 173       | 28         |
| 1980-81 | St. Helier 'A' | Div 4      | 20        | 10       | 10       | 0        | 117       | 105       | 39         |
| 1981-82 | St. Helier 'A' | Div 4      | 16        | 1        | 15       | 0        | 25        | 56        | 7          |

#### ST. HELIER 'B'

|         |                | <u>DIV</u> | <u>GP</u> | <u>W</u> | <u>L</u> | <u>T</u> | <u>GF</u> | <u>GA</u> | <u>PTS</u> |
|---------|----------------|------------|-----------|----------|----------|----------|-----------|-----------|------------|
| 1970-71 | St. Helier 'B' | Div 3      | 18        | 9        | 8        | 1        | 76        | 76        | 19         |
| 1971-72 | St. Helier 'B' | Div 3      | 19        | 6        | 11       | 2        | 51        | 131       | 14         |
| 1972-73 | St. Helier 'B' | Div 3      | 24        | 1        | 23       | 0        | 20        | 62        | 0          |
| 1973-74 | St. Helier 'B' | Div 3      | 22        | 5        | 17       | 0        | 12        | 27        | 10         |
| 1976-77 | St. Helier 'B' | Div 3      | 22        | 8        | 13       | 1        | 102       | 132       | 36         |
| 1977-78 | St. Helier 'B' | Div 3      | 22        | 3        | 19       | 0        | 57        | 144       | 24         |

**STAFFORDSHIRE UNIVERSITY**

|                                  | <u>DIV</u> | <u>GP</u> | <u>W</u> | <u>L</u> | <u>T</u> | <u>GF</u> | <u>GA</u> | <u>PTS</u> |
|----------------------------------|------------|-----------|----------|----------|----------|-----------|-----------|------------|
| 2007-08 Staffordshire University | Mid        | 12        | 1        | 11       | 0        | 35        | 223       | 14         |

**STAFFORD RAIDERS**

|                           | <u>DIV</u> | <u>GP</u> | <u>W</u> | <u>L</u> | <u>T</u> | <u>GF</u> | <u>GA</u> | <u>PTS</u> |
|---------------------------|------------|-----------|----------|----------|----------|-----------|-----------|------------|
| 1984-85 Stratford Raiders | Div 3      | 12        | 7        | 5        | 0        | 78        | 52        | 14         |

**STAFFORD RAIDERS 'A'**

|                               | <u>DIV</u> | <u>GP</u> | <u>W</u> | <u>L</u> | <u>T</u> | <u>GF</u> | <u>GA</u> | <u>PTS</u> |
|-------------------------------|------------|-----------|----------|----------|----------|-----------|-----------|------------|
| 1984-85 Stratford Raiders 'A' | Div 4      | 17        | 12       | 5        | 0        | 107       | 72        | 41         |

**SWANLEY**

|                 | <u>DIV</u> | <u>GP</u> | <u>W</u> | <u>L</u> | <u>T</u> | <u>GF</u> | <u>GA</u> | <u>PTS</u> |
|-----------------|------------|-----------|----------|----------|----------|-----------|-----------|------------|
| 1975-76 Swanley | Div 3      | 22        | 21       | 1        | 0        | 313       | 73        | 42         |
| 1976-77 Swanley | Div 2      | 18        | 3        | 15       | 0        | 93        | 240       | 5          |
| 1977-78 Swanley | Div 2      | 18        | 0        | 16       | 2        | 90        | 235       | 2          |
| 1978-79 Swanley | Div 3      | 18        | 14       | 3        | 1        | 163       | 102       | 47         |
| 1979-80 Swanley | Div 3      | 21        | 14       | 6        | 1        | 224       | 133       | 50         |
| 1980-81 Swanley | Div 3      | 9         | 4        | 4        | 1        | 83        | 104       | 9          |
| 1981-82 Swanley | Div 3      | 18        | 12       | 5        | 1        | 150       | 92        | 25         |
| 1983-84 Swanley | Div 3      | 18        | 17       | 1        | 0        | 262       | 65        | 34         |
| 1983-84 Swanley | Div 4      | 12        | 2        | 10       | 0        | 25        | 95        | 14         |
| 1984-85 Swanley | Div 2      | 18        | 6        | 11       | 1        | 92        | 138       | 12         |

**SWANLEY 'A'**

|                     | <u>DIV</u> | <u>GP</u> | <u>W</u> | <u>L</u> | <u>T</u> | <u>GF</u> | <u>GA</u> | <u>PTS</u> |
|---------------------|------------|-----------|----------|----------|----------|-----------|-----------|------------|
| 1984-85 Swanley 'A' | Div 4      | 18        | 3        | 15       | 0        | 7         | 22        | 9          |

**SWANSEA HAWKS**

|                       | <u>DIV</u> | <u>GP</u> | <u>W</u> | <u>L</u> | <u>T</u> | <u>GF</u> | <u>GA</u> | <u>PTS</u> |
|-----------------------|------------|-----------|----------|----------|----------|-----------|-----------|------------|
| 2005-06 Swansea Hawks | West       | 16        | 11       | 4        | 1        | 146       | 82        | 39         |
| 2006-07 Swansea Hawks | West       | 19        | 18       | 1        | 0        | 264       | 65        | 54         |
| 2007-08 Swansea Hawks | Premier    | 16        | 1        | 14       | 1        | 85        | 209       | 19         |
| 2008-09 Swansea Hawks | Premier    | 18        | 1        | 17       | 0        | 50        | 241       | 15         |
| 2009-10 Swansea Hawks | West 1     | 14        | 6        | 8        | 0        | 67        | 108       | 25         |
| 2010-11 Swansea Hawks | West 1     | 13        | 1        | 12       | 0        | 46        | 177       | 13         |
| 2012-13 Swansea Hawks | West 2     | 14        | 12       | 2        | 0        | 133       | 47        | 37         |
| 2013-14 Swansea Hawks | West 1     | 10        | 1        | 8        | 1        | 61        | 151       | 11         |
| 2015-16 Swansea Hawks | West 1     | 12        | 5        | 6        | 1        | 57        | 68        | 29         |
| 2016-17 Swansea Hawks | West 1     | 0         | 0        | 0        | 0        | 0         | 0         | 0          |
| 2011-12 Swansea Hawks | West 2     | 14        | 8        | 6        | 0        | 128       | 54        | 30         |
| 2014-15 Swansea Hawks | West 1     | 13        | 5        | 8        | 0        | 95        | 154       | 22         |

**SWANSEA HAWKS 2**

|                         | <u>DIV</u> | <u>GP</u> | <u>W</u> | <u>L</u> | <u>T</u> | <u>GF</u> | <u>GA</u> | <u>PTS</u> |
|-------------------------|------------|-----------|----------|----------|----------|-----------|-----------|------------|
| 2007-08 Swansea Hawks 2 | West 2     | 10        | 7        | 3        | 0        | 70        | 41        | 23         |
| 2008-09 Swansea Hawks 2 | West 2     | 11        | 2        | 8        | 1        | 30        | 92        | 12         |

**SWINDON RAPTORS**

|                         | <u>DIV</u> | <u>GP</u> | <u>W</u> | <u>L</u> | <u>T</u> | <u>GF</u> | <u>GA</u> | <u>PTS</u> |
|-------------------------|------------|-----------|----------|----------|----------|-----------|-----------|------------|
| 2005-06 Swindon Raptors | West       | 16        | 1        | 15       | 0        | 15        | 231       | 16         |
| 2006-07 Swindon Raptors | West       | 20        | 0        | 20       | 0        | 7         | 208       | 4          |

## TATSFIELD

|         |           | <u>DIV</u> | <u>GP</u> | <u>W</u> | <u>L</u> | <u>T</u> | <u>GF</u> | <u>GA</u> | <u>PTS</u> |
|---------|-----------|------------|-----------|----------|----------|----------|-----------|-----------|------------|
| 1990-91 | Tatsfield | Div 2      | 13        | 11       | 2        | 0        | 117       | 77        | 22         |
| 1991-92 | Tatsfield | Div 1      | 16        | 1        | 15       | 0        | 62        | 195       | 1          |
| 1992-93 | Tatsfield | Div 2      | 15        | 9        | 4        | 2        | 127       | 92        | 20         |
| 1993-94 | Tatsfield | Div 2      | 14        | 2        | 12       | 0        | 57        | 145       | 4          |
| 1994-95 | Tatsfield | Div 3      | 14        | 11       | 2        | 1        | 100       | 45        | 37         |
| 1995-96 | Tatsfield | Div 2      | 17        | 14       | 2        | 1        | 161       | 70        | 29         |
| 1996-97 | Tatsfield | Div 2      | 17        | 15       | 2        | 0        | 128       | 52        | 30         |
| 1997-98 | Tatsfield | Div 1      | 18        | 5        | 13       | 0        | 41        | 116       | 7          |
| 1998-99 | Tatsfield | Div 2      | 11        | 8        | 3        | 0        | 106       | 59        | 16         |

## TATSFIELD 'A'

|         |               | <u>DIV</u> | <u>GP</u> | <u>W</u> | <u>L</u> | <u>T</u> | <u>GF</u> | <u>GA</u> | <u>PTS</u> |
|---------|---------------|------------|-----------|----------|----------|----------|-----------|-----------|------------|
| 1990-91 | Tatsfield 'A' | Div 3      | 15        | 5        | 10       | 0        | 40        | 79        | 21         |
| 1991-92 | Tatsfield 'A' | Div 3      | 16        | 5        | 10       | 1        | 57        | 105       | 25         |
| 1992-93 | Tatsfield 'A' | Div 3      | 11        | 0        | 11       | 0        | 6         | 43        | 4          |

## THREE BRIDGES

|         |               | <u>DIV</u> | <u>GP</u> | <u>W</u> | <u>L</u> | <u>T</u> | <u>GF</u> | <u>GA</u> | <u>PTS</u> |
|---------|---------------|------------|-----------|----------|----------|----------|-----------|-----------|------------|
| 1983-84 | Three Bridges | Div 3      | 18        | 7        | 10       | 1        | 68        | 117       | 13         |
| 1984-85 | Three Bridges | Div 3      | 13        | 6        | 7        | 0        | 63        | 73        | 10         |

## UNIVERSITY OF EAST ANGLIA

|         |                           | <u>DIV</u> | <u>GP</u> | <u>W</u> | <u>L</u> | <u>T</u> | <u>GF</u> | <u>GA</u> | <u>PTS</u> |
|---------|---------------------------|------------|-----------|----------|----------|----------|-----------|-----------|------------|
| 2005-06 | University of East Anglia | East       | 12        | 6        | 6        | 0        | 107       | 132       | 24         |
| 2006-07 | University of East Anglia | East 1     | 14        | 4        | 9        | 1        | 62        | 168       | 21         |
| 2008-09 | University of East Anglia | East 2     | 16        | 2        | 14       | 0        | 71        | 173       | 20         |
| 2009-10 | University of East Anglia | East 2     | 18        | 4        | 14       | 0        | 61        | 200       | 21         |
| 2007-08 | University of East Anglia | East 1     | 17        | 3        | 14       | 0        | 54        | 205       | 20         |

## UNIVERSITY OF WALES INSTITUTE CARDIFF

|         |                                       | <u>DIV</u> | <u>GP</u> | <u>W</u> | <u>L</u> | <u>T</u> | <u>GF</u> | <u>GA</u> | <u>PTS</u> |
|---------|---------------------------------------|------------|-----------|----------|----------|----------|-----------|-----------|------------|
| 2002-03 | University of Wales Institute Cardiff | Div 3      | 15        | 2        | 13       | 0        | 43        | 144       | 12         |
| 2003-04 | University of Wales Institute Cardiff | Div 3      | 18        | 5        | 13       | 0        | 59        | 128       | 18         |
| 2004-05 | University of Wales Institute Cardiff | Div 4      | 18        | 5        | 12       | 1        | 65        | 148       | 23         |
| 2005-06 | University of Wales Institute Cardiff | West       | 16        | 5        | 10       | 1        | 89        | 114       | 26         |
| 2006-07 | University of Wales Institute Cardiff | West       | 20        | 13       | 6        | 1        | 133       | 83        | 47         |
| 2007-08 | University of Wales Institute Cardiff | West 2     | 13        | 4        | 9        | 0        | 61        | 79        | 19         |
| 2008-09 | University of Wales Institute Cardiff | West 2     | 13        | 7        | 5        | 1        | 85        | 81        | 28         |
| 2009-10 | University of Wales Institute Cardiff | West 2     | 15        | 6        | 9        | 0        | 84        | 93        | 22         |

## UNITED STATES AIR FORCE

|         |                         | <u>DIV</u> | <u>GP</u> | <u>W</u> | <u>L</u> | <u>T</u> | <u>GF</u> | <u>GA</u> | <u>PTS</u> |
|---------|-------------------------|------------|-----------|----------|----------|----------|-----------|-----------|------------|
| 1994-95 | United States Air Force | Div 2      | 7         | 2        | 5        | 0        | 11        | 31        | 4          |
| 1995-96 | United States Air Force | Div 2      | 15        | 0        | 14       | 1        | 35        | 135       | 0          |

## WALCOUNTIAN BLUES

|         |                   | <u>DIV</u> | <u>GP</u> | <u>W</u> | <u>L</u> | <u>T</u> | <u>GF</u> | <u>GA</u> | <u>PTS</u> |
|---------|-------------------|------------|-----------|----------|----------|----------|-----------|-----------|------------|
| 1999-00 | Walcourtian Blues | Div 2      | 10        | 6        | 4        | 0        | 86        | 66        | 12         |
| 2000-01 | Walcourtian Blues | Div 2      | 16        | 11       | 5        | 0        | 140       | 107       | 22         |
| 2001-02 | Walcourtian Blues | Div 2      | 16        | 6        | 10       | 0        | 147       | 145       | 28         |
| 2002-03 | Walcourtian Blues | Div 2      | 15        | 10       | 5        | 0        | 164       | 93        | 35         |
| 2003-04 | Walcourtian Blues | Div 2      | 19        | 14       | 5        | 0        | 229       | 72        | 47         |
| 2004-05 | Walcourtian Blues | Div 1      | 16        | 8        | 7        | 1        | 155       | 125       | 33         |
| 2005-06 | Walcourtian Blues | Premier    | 16        | 2        | 14       | 0        | 88        | 211       | 20         |
| 2006-07 | Walcourtian Blues | Premier    | 16        | 9        | 6        | 1        | 165       | 167       | 35         |
| 2007-08 | Walcourtian Blues | Premier    | 16        | 8        | 8        | 0        | 151       | 137       | 32         |
| 2008-09 | Walcourtian Blues | Premier    | 18        | 9        | 7        | 2        | 187       | 164       | 38         |

|          |                   |         |    |    |    |   |     |     |    |
|----------|-------------------|---------|----|----|----|---|-----|-----|----|
| 2009-10  | Walcountian Blues | Premier | 18 | 15 | 3  | 0 | 263 | 152 | 48 |
| 2010-11  | Walcountian Blues | Premier | 18 | 15 | 2  | 1 | 213 | 114 | 49 |
| 2011-12  | Walcountian Blues | Premier | 18 | 12 | 3  | 3 | 164 | 112 | 44 |
| 2012-13  | Walcountian Blues | Premier | 17 | 11 | 4  | 2 | 159 | 115 | 41 |
| 2013-14  | Walcountian Blues | Premier | 18 | 15 | 2  | 1 | 215 | 83  | 49 |
| 2014-15  | Walcountian Blues | Premier | 18 | 15 | 2  | 1 | 212 | 95  | 49 |
| 2015-16  | Walcountian Blues | Premier | 16 | 11 | 4  | 1 | 176 | 112 | 55 |
| 2016-17  | Walcountian Blues | Premier | 18 | 11 | 7  | 0 | 148 | 133 | 58 |
| 2017-18  | Walcountian Blues | Premier | 18 | 8  | 10 | 0 | 139 | 140 | 52 |
| 2018-19  | Walcountian Blues | Premier | 12 | 5  | 5  | 2 | 101 | 106 | 36 |
| 2019-20* | Walcountian Blues | Premier | 9  | 3  | 6  | 0 | 74  | 90  | 23 |
| 2020-21  | Walcountian Blues | Premier | 6  | 2  | 4  | 0 | 33  | 53  | 12 |
| 2021-22  | Walcountian Blues | Premier | 12 | 5  | 7  | 0 | 108 | 124 | 34 |
| 2022-23  | Walcountian Blues | Premier | 10 | 1  | 7  | 2 | 79  | 139 | 24 |

### WALCOUNTIAN BLUES 2

|         |                     | <u>DIV</u> | <u>GP</u> | <u>W</u> | <u>L</u> | <u>T</u> | <u>GF</u> | <u>GA</u> | <u>PTS</u> |
|---------|---------------------|------------|-----------|----------|----------|----------|-----------|-----------|------------|
| 2003-04 | Walcountian Blues 2 | Div 3      | 18        | 9        | 8        | 1        | 123       | 128       | 36         |
| 2004-05 | Walcountian Blues 2 | Div 3      | 18        | 12       | 4        | 2        | 207       | 101       | 44         |
| 2005-06 | Walcountian Blues 2 | East       | 13        | 5        | 8        | 0        | 99        | 149       | 23         |
| 2006-07 | Walcountian Blues 2 | East 1     | 13        | 1        | 11       | 1        | 48        | 190       | 15         |
| 2007-08 | Walcountian Blues 2 | East 1     | 17        | 10       | 7        | 0        | 172       | 135       | 37         |
| 2008-09 | Walcountian Blues 2 | East 1     | 18        | 14       | 4        | 0        | 155       | 104       | 46         |
| 2009-10 | Walcountian Blues 2 | East 1     | 18        | 13       | 3        | 2        | 176       | 97        | 46         |
| 2010-11 | Walcountian Blues 2 | East 1     | 14        | 8        | 3        | 3        | 131       | 74        | 33         |
| 2011-12 | Walcountian Blues 2 | East 1     | 18        | 11       | 7        | 0        | 141       | 146       | 39         |
| 2012-13 | Walcountian Blues 2 | East 1     | 15        | 7        | 8        | 0        | 107       | 81        | 28         |
| 2013-14 | Walcountian Blues 2 | East 1     | 16        | 2        | 14       | 0        | 50        | 174       | 18         |
| 2014-15 | Walcountian Blues 2 | East 2     | 18        | 8        | 10       | 0        | 121       | 135       | 31         |
| 2015-16 | Walcountian Blues 2 | East 2     | 16        | 4        | 12       | 0        | 60        | 150       | 24         |
| 2016-17 | Walcountian Blues 2 | East 3     | 15        | 9        | 6        | 0        | 117       | 73        | 46         |
| 2017-18 | Walcountian Blues 2 | East 3     | 12        | 1        | 11       | 0        | 14        | 119       | 6          |

### WALCOUNTIAN BLUES 3

|         |                     | <u>DIV</u> | <u>GP</u> | <u>W</u> | <u>L</u> | <u>T</u> | <u>GF</u> | <u>GA</u> | <u>PTS</u> |
|---------|---------------------|------------|-----------|----------|----------|----------|-----------|-----------|------------|
| 2004-05 | Walcountian Blues 3 | Div 4      | 18        | 7        | 11       | 0        | 101       | 177       | 32         |
| 2009-10 | Walcountian Blues 3 | East 2     | 18        | 7        | 11       | 0        | 90        | 151       | 29         |
| 2010-11 | Walcountian Blues 3 | East 3     | 13        | 5        | 7        | 1        | 90        | 124       | 23         |
| 2011-12 | Walcountian Blues 3 | East 3     | 12        | 1        | 11       | 0        | 63        | 150       | 14         |
| 2012-13 | Walcountian Blues 3 | East 3     | 12        | 5        | 6        | 1        | 53        | 102       | 23         |
| 2013-14 | Walcountian Blues 3 | East 3     | 12        | 0        | 12       | 0        | 6         | 121       | 3          |

### WARWICK UNIVERSITY

|         |                    | <u>DIV</u> | <u>GP</u> | <u>W</u> | <u>L</u> | <u>T</u> | <u>GF</u> | <u>GA</u> | <u>PTS</u> |
|---------|--------------------|------------|-----------|----------|----------|----------|-----------|-----------|------------|
| 2005-06 | Warwick University | Mid        | 12        | 10       | 2        | 0        | 105       | 57        | 32         |
| 2006-07 | Warwick University | Mid        | 9         | 7        | 2        | 0        | 142       | 53        | 23         |
| 2007-08 | Warwick University | Mid        | 14        | 9        | 4        | 1        | 236       | 55        | 33         |
| 2008-09 | Warwick University | West 1     | 15        | 2        | 12       | 1        | 37        | 170       | 17         |
| 2009-10 | Warwick University | West 1     | 14        | 5        | 9        | 0        | 65        | 136       | 20         |
| 2010-11 | Warwick University | West 1     | 12        | 2        | 10       | 0        | 45        | 145       | 15         |
| 2011-12 | Warwick University | West 1     | 11        | 4        | 7        | 0        | 58        | 116       | 18         |
| 2012-13 | Warwick University | West 1     | 15        | 5        | 10       | 0        | 61        | 132       | 20         |
| 2013-14 | Warwick University | West 2     | 19        | 14       | 5        | 0        | 120       | 59        | 45         |
| 2014-15 | Warwick University | West 2     | 10        | 5        | 5        | 0        | 60        | 61        | 17         |
| 2015-16 | Warwick University | West 2     | 5         | 1        | 4        | 0        | 23        | 52        | 10         |
| 2016-17 | Warwick University | West 2     | 10        | 2        | 8        | 0        | 24        | 88        | 10         |
| 2017-18 | Warwick University | West 1     | 20        | 8        | 12       | 0        | 83        | 129       | 35         |

### WASPS

|         |       | <u>DIV</u> | <u>GP</u> | <u>W</u> | <u>L</u> | <u>T</u> | <u>GF</u> | <u>GA</u> | <u>PTS</u> |
|---------|-------|------------|-----------|----------|----------|----------|-----------|-----------|------------|
| 2002-03 | Wasps | Div 3      | 13        | 4        | 8        | 1        | 46        | 121       | 22         |

## WELWYN WARRIORS

|          |                 | <u>DIV</u> | <u>GP</u> | <u>W</u> | <u>L</u> | <u>T</u> | <u>GF</u> | <u>GA</u> | <u>PTS</u> |
|----------|-----------------|------------|-----------|----------|----------|----------|-----------|-----------|------------|
| 2004-05  | Welwyn Warriors | Div 4      | 18        | 15       | 3        | 0        | 228       | 91        | 48         |
| 2005-06  | Welwyn Warriors | East       | 13        | 11       | 1        | 1        | 201       | 46        | 36         |
| 2006-07  | Welwyn Warriors | East 1     | 14        | 11       | 2        | 1        | 174       | 67        | 37         |
| 2007-08  | Welwyn Warriors | East 1     | 18        | 18       | 0        | 0        | 260       | 31        | 54         |
| 2008-09  | Welwyn Warriors | Premier    | 18        | 11       | 6        | 1        | 154       | 127       | 41         |
| 2009-10  | Welwyn Warriors | Premier    | 18        | 16       | 2        | 0        | 249       | 144       | 50         |
| 2010-11  | Welwyn Warriors | Premier    | 18        | 6        | 9        | 3        | 136       | 146       | 33         |
| 2011-12  | Welwyn Warriors | Premier    | 18        | 4        | 12       | 2        | 138       | 189       | 28         |
| 2012-13  | Welwyn Warriors | Premier    | 18        | 2        | 14       | 2        | 101       | 191       | 24         |
| 2013-14  | Welwyn Warriors | Premier    | 17        | 7        | 10       | 0        | 129       | 190       | 31         |
| 2014-15  | Welwyn Warriors | Premier    | 17        | 1        | 16       | 0        | 80        | 271       | 19         |
| 2015-16  | Welwyn Warriors | East 1     | 16        | 9        | 7        | 0        | 119       | 131       | 50         |
| 2016-17  | Welwyn Warriors | East 1     | 16        | 12       | 3        | 1        | 212       | 109       | 57         |
| 2017-18  | Welwyn Warriors | Premier    | 18        | 8        | 9        | 1        | 151       | 184       | 53         |
| 2018-19  | Welwyn Warriors | Premier    | 12        | 2        | 9        | 1        | 112       | 125       | 29         |
| 2019-20* | Welwyn Warriors | Premier    | 9         | 1        | 8        | 0        | 36        | 126       | 20         |
| 2020-21  | Welwyn Warriors | Premier    | 6         | 1        | 5        | 0        | 18        | 62        | 10         |
| 2021-22  | Welwyn Warriors | Div 1      | 13        | 6        | 5        | 2        | 103       | 98        | 40         |
| 2022-23  | Welwyn Warriors | Div 1      | 14        | 6        | 7        | 1        | 122       | 144       | 41         |

## WELWYN WARRIORS 2

|          |                   | <u>DIV</u> | <u>GP</u> | <u>W</u> | <u>L</u> | <u>T</u> | <u>GF</u> | <u>GA</u> | <u>PTS</u> |
|----------|-------------------|------------|-----------|----------|----------|----------|-----------|-----------|------------|
| 2008-09  | Welwyn Warriors 2 | East 2     | 16        | 11       | 4        | 1        | 176       | 124       | 39         |
| 2009-10  | Welwyn Warriors 2 | East 2     | 18        | 12       | 6        | 0        | 261       | 84        | 42         |
| 2010-11  | Welwyn Warriors 2 | East 2     | 14        | 14       | 0        | 0        | 232       | 64        | 42         |
| 2011-12  | Welwyn Warriors 2 | East 1     | 18        | 6        | 11       | 1        | 146       | 178       | 31         |
| 2012-13  | Welwyn Warriors 2 | East 1     | 16        | 3        | 10       | 3        | 94        | 167       | 24         |
| 2013-14  | Welwyn Warriors 2 | East 2     | 16        | 10       | 6        | 0        | 126       | 82        | 34         |
| 2014-15  | Welwyn Warriors 2 | East 2     | 18        | 9        | 9        | 0        | 134       | 184       | 34         |
| 2015-16  | Welwyn Warriors 2 | East 2     | 16        | 5        | 11       | 0        | 100       | 134       | 38         |
| 2016-17  | Welwyn Warriors 2 | East 2     | 18        | 11       | 7        | 0        | 159       | 120       | 58         |
| 2017-18  | Welwyn Warriors 2 | East 1     | 18        | 2        | 16       | 0        | 74        | 210       | 36         |
| 2018-19  | Welwyn Warriors 2 | East N     | 10        | 8        | 2        | 0        | 108       | 35        | 36         |
| 2019-20* | Welwyn Warriors 2 | East N     | 7         | 5        | 2        | 0        | 66        | 51        | 24         |
| 2020-21  | Welwyn Warriors 2 | East N     | 8         | 0        | 8        | 0        | 6         | 81        | 2          |

## WELWYN WARRIORS 3

|         |                   | <u>DIV</u> | <u>GP</u> | <u>W</u> | <u>L</u> | <u>T</u> | <u>GF</u> | <u>GA</u> | <u>PTS</u> |
|---------|-------------------|------------|-----------|----------|----------|----------|-----------|-----------|------------|
| 2009-10 | Welwyn Warriors 3 | East 2     | 18        | 7        | 9        | 2        | 108       | 210       | 34         |
| 2010-11 | Welwyn Warriors 3 | East 3     | 15        | 7        | 7        | 1        | 116       | 110       | 30         |
| 2011-12 | Welwyn Warriors 3 | East 3     | 12        | 8        | 3        | 1        | 113       | 67        | 29         |
| 2012-13 | Welwyn Warriors 3 | East 2     | 14        | 2        | 12       | 0        | 37        | 126       | 14         |
| 2013-14 | Welwyn Warriors 3 | East 3     | 11        | 3        | 7        | 1        | 49        | 91        | 17         |

## WESTMINSTER COLLEGE

|         |                     | <u>DIV</u> | <u>GP</u> | <u>W</u> | <u>L</u> | <u>T</u> | <u>GF</u> | <u>GA</u> | <u>PTS</u> |
|---------|---------------------|------------|-----------|----------|----------|----------|-----------|-----------|------------|
| 1963-64 | Westminster College | Div 2      | 20        | 8        | 10       | 2        | 62        | 96        | 18         |
| 1964-65 | Westminster College | Div 2      | 20        | 18       | 2        | 0        | 82        | 51        | 36         |
| 1965-66 | Westminster College | Div 2      | 22        | 12       | 10       | 0        | 99        | 69        | 24         |
| 1966-67 | Westminster College | Div 2      | 16        | 6        | 8        | 2        | 68        | 85        | 14         |
| 1967-68 | Westminster College | Div 2      | 16        | 4        | 12       | 0        | 36        | 63        | 8          |

## WOODMANSTERNE

|         |               | <u>DIV</u> | <u>GP</u> | <u>W</u> | <u>L</u> | <u>T</u> | <u>GF</u> | <u>GA</u> | <u>PTS</u> |
|---------|---------------|------------|-----------|----------|----------|----------|-----------|-----------|------------|
| 1959-60 | Woodmansterne | Div 2      | 16        | 11       | 3        | 2        | 172       | 80        | 24         |
| 1961-62 | Woodmansterne | Div 1      | 14        | 6        | 8        | 0        | 62        | 93        | 12         |

**WOODMANSTERNE 'A'**

|                           | <u>DIV</u> | <u>GP</u> | <u>W</u> | <u>L</u> | <u>T</u> | <u>GF</u> | <u>GA</u> | <u>PTS</u> |
|---------------------------|------------|-----------|----------|----------|----------|-----------|-----------|------------|
| 1960-61 Woodmansterne 'A' | Div 2      | 20        | 17       | 3        | 0        | 212       | 75        | 34         |

**WOODMANSTERNE 'B'**

|                           | <u>DIV</u> | <u>GP</u> | <u>W</u> | <u>L</u> | <u>T</u> | <u>GF</u> | <u>GA</u> | <u>PTS</u> |
|---------------------------|------------|-----------|----------|----------|----------|-----------|-----------|------------|
| 1960-61 Woodmansterne 'B' | Div 2      | 20        | 0        | 19       | 1        | 15        | 90        | 1          |

## ENGLAND – NORTH OF ENGLAND MEN’S LACROSSE ASSOCIATION

### 2010-11 NORTH OF ENGLAND MEN’S LACROSSE ASSOCIATION

|                          | <u>GP</u> | <u>W</u> | <u>L</u> | <u>T</u> | <u>GF</u> | <u>GA</u> | <u>PTS</u> |
|--------------------------|-----------|----------|----------|----------|-----------|-----------|------------|
| <b>PREMIER DIVISION</b>  |           |          |          |          |           |           |            |
| Stockport                | 17        | 17       | 0        | 0        | 214       | 85        | 51         |
| Heaton Mersey            | 18        | 14       | 2        | 2        | 228       | 133       | 48         |
| Cheadle                  | 18        | 13       | 3        | 2        | 224       | 112       | 46         |
| Rochdale                 | 18        | 9        | 6        | 3        | 162       | 172       | 39         |
| Manchester Waconians     | 18        | 5        | 10       | 3        | 154       | 180       | 31         |
| Timperley                | 18        | 5        | 10       | 3        | 167       | 208       | 31         |
| Wilmslow                 | 17        | 6        | 10       | 1        | 153       | 209       | 30         |
| Mellor                   | 18        | 5        | 13       | 0        | 164       | 194       | 28         |
| Sheffield University     | 16        | 5        | 10       | 1        | 99        | 154       | 27         |
| Brooklands               | 18        | 1        | 16       | 1        | 113       | 231       | 21         |
| <b>CHAMPIONSHIP 1</b>    |           |          |          |          |           |           |            |
| Boardman & Eccles        | 14        | 13       | 1        | 0        | 176       | 67        | 40         |
| Sheffield Steelers       | 14        | 12       | 2        | 0        | 197       | 73        | 38         |
| Poynton                  | 14        | 10       | 4        | 0        | 162       | 80        | 34         |
| Norbury                  | 14        | 8        | 6        | 0        | 132       | 106       | 30         |
| Cheadle 'C'              | 14        | 7        | 7        | 0        | 144       | 129       | 28         |
| Nottingham               | 14        | 3        | 11       | 0        | 64        | 168       | 20         |
| Cheadle Hulme            | 14        | 3        | 11       | 0        | 84        | 167       | 20         |
| Ashton                   | 14        | 0        | 14       | 0        | 32        | 201       | 14         |
| <b>CHAMPIONSHIP 2A</b>   |           |          |          |          |           |           |            |
| Liverpool                | 12        | 11       | 1        | 0        | 119       | 53        | 34         |
| Newcastle                | 12        | 10       | 2        | 0        | 104       | 55        | 32         |
| Leeds                    | 12        | 6        | 5        | 1        | 75        | 65        | 25         |
| Oldham Owls              | 12        | 6        | 6        | 0        | 80        | 58        | 24         |
| Hull                     | 12        | 4        | 8        | 0        | 62        | 103       | 20         |
| York                     | 12        | 3        | 9        | 0        | 53        | 87        | 18         |
| Chester                  | 12        | 1        | 10       | 1        | 47        | 119       | 15         |
| <b>NORTH DIVISION 1</b>  |           |          |          |          |           |           |            |
| Cheadle 'A'              | 16        | 14       | 2        | 0        | 185       | 89        | 44         |
| Stockport 'A'            | 16        | 14       | 2        | 0        | 206       | 101       | 44         |
| Heaton Mersey 'A'        | 15        | 11       | 3        | 1        | 180       | 104       | 38         |
| Brooklands 'A'           | 16        | 9        | 5        | 2        | 155       | 123       | 36         |
| Mellor 'A'               | 16        | 6        | 9        | 1        | 134       | 154       | 29         |
| Timperley 'A'            | 16        | 6        | 10       | 0        | 132       | 184       | 28         |
| Rochdale 'A'             | 16        | 4        | 11       | 1        | 113       | 165       | 25         |
| Manchester Waconians 'A' | 16        | 2        | 13       | 1        | 116       | 170       | 21         |
| Sheffield Steelers 'A'   | 15        | 2        | 13       | 0        | 66        | 197       | 19         |
| <b>NORTH DIVISION 2</b>  |           |          |          |          |           |           |            |
| Stockport 'B'            | 18        | 16       | 2        | 0        | 245       | 85        | 50         |
| Cheadle 'B'              | 18        | 16       | 2        | 0        | 244       | 105       | 50         |
| Heaton Mersey 'B'        | 18        | 13       | 5        | 0        | 197       | 111       | 44         |
| Boardman & Eccles 'A'    | 17        | 11       | 6        | 0        | 149       | 132       | 39         |
| Mellor 'B'               | 18        | 8        | 9        | 1        | 174       | 180       | 35         |
| Brooklands Ex-'A'        | 16        | 6        | 10       | 0        | 91        | 130       | 28         |
| Poynton 'A'              | 17        | 5        | 11       | 1        | 122       | 202       | 28         |
| Manchester Waconians 'B' | 18        | 4        | 14       | 0        | 98        | 241       | 26         |
| Wilmslow 'A'             | 18        | 4        | 14       | 0        | 140       | 202       | 26         |
| Norbury 'A'              | 18        | 4        | 14       | 0        | 119       | 191       | 26         |
| <b>NORTH DIVISION 3</b>  |           |          |          |          |           |           |            |
| Waconians Guild          | 14        | 12       | 2        | 0        | 146       | 89        | 38         |
| Timperley 'B'            | 14        | 10       | 2        | 2        | 166       | 77        | 36         |
| Heaton Mersey 'C'        | 14        | 8        | 4        | 2        | 144       | 91        | 32         |
| Rochdale 'B'             | 14        | 7        | 5        | 2        | 118       | 129       | 30         |
| Timperley 'C'            | 14        | 7        | 7        | 0        | 91        | 87        | 28         |
| Cheadle Hulme 'A'        | 14        | 4        | 10       | 0        | 84        | 132       | 22         |
| Brooklands 'B'           | 14        | 3        | 10       | 1        | 93        | 148       | 21         |
| Ashton 'A'               | 14        | 1        | 12       | 1        | 76        | 165       | 17         |

**2011-12 NORTH OF ENGLAND MEN'S LACROSSE ASSOCIATION**

|                          | <u>GP</u> | <u>W</u> | <u>L</u> | <u>T</u> | <u>GF</u> | <u>GA</u> | <u>PTS</u> |
|--------------------------|-----------|----------|----------|----------|-----------|-----------|------------|
| <b>PREMIER DIVISION</b>  |           |          |          |          |           |           |            |
| Stockport                | 18        | 18       | 0        | 0        | 248       | 76        | 54         |
| Cheadle                  | 18        | 14       | 4        | 0        | 258       | 126       | 46         |
| Heaton Mersey            | 16        | 10       | 4        | 2        | 173       | 130       | 36         |
| Manchester Waconians     | 18        | 9        | 9        | 0        | 131       | 169       | 36         |
| Wilmslow                 | 16        | 7        | 9        | 0        | 138       | 181       | 30         |
| Sheffield University     | 17        | 6        | 10       | 1        | 108       | 151       | 30         |
| Timperley                | 17        | 5        | 10       | 2        | 162       | 171       | 29         |
| Boardman & Eccles        | 17        | 6        | 11       | 0        | 145       | 187       | 29         |
| Rochdale                 | 18        | 4        | 14       | 0        | 108       | 189       | 23         |
| Sheffield Steelers       | 17        | 3        | 11       | 3        | 120       | 211       | 21         |
| <b>CHAMPIONSHIP 1</b>    |           |          |          |          |           |           |            |
| Mellor                   | 14        | 12       | 1        | 1        | 191       | 71        | 39         |
| Poynton                  | 14        | 10       | 3        | 1        | 195       | 88        | 35         |
| Brooklands               | 14        | 10       | 3        | 1        | 213       | 72        | 35         |
| Norbury                  | 14        | 9        | 4        | 1        | 143       | 98        | 33         |
| Cheadle 'C'              | 14        | 5        | 9        | 0        | 98        | 156       | 24         |
| Newcastle                | 14        | 4        | 10       | 0        | 96        | 169       | 22         |
| Nottingham               | 14        | 4        | 10       | 0        | 103       | 135       | 19         |
| Liverpool                | 14        | 0        | 14       | 0        | 40        | 290       | 14         |
| <b>CHAMPIONSHIP 2A</b>   |           |          |          |          |           |           |            |
| Leeds                    | 11        | 10       | 1        | 0        | 151       | 53        | 31         |
| Ashton                   | 12        | 9        | 3        | 0        | 102       | 67        | 30         |
| Hull                     | 11        | 7        | 4        | 0        | 87        | 68        | 25         |
| Oldham Owls              | 11        | 5        | 6        | 0        | 57        | 71        | 20         |
| Cheadle Hulme            | 11        | 6        | 5        | 0        | 120       | 67        | 18         |
| Waconians Guild          | 12        | 2        | 10       | 0        | 59        | 111       | 11         |
| Chester                  | 10        | 0        | 10       | 0        | 32        | 171       | 9          |
| <b>NORTH DIVISION 1</b>  |           |          |          |          |           |           |            |
| Stockport 'A'            | 18        | 17       | 1        | 0        | 271       | 88        | 52         |
| Cheadle 'A'              | 17        | 15       | 1        | 1        | 218       | 103       | 48         |
| Timperley 'A'            | 18        | 11       | 6        | 1        | 203       | 127       | 41         |
| Heaton Mersey 'A'        | 18        | 10       | 5        | 3        | 163       | 93        | 38         |
| Mellor 'A'               | 18        | 8        | 10       | 0        | 175       | 169       | 34         |
| Brooklands 'A'           | 17        | 8        | 8        | 1        | 148       | 168       | 34         |
| Manchester Waconians 'A' | 18        | 7        | 11       | 0        | 146       | 244       | 32         |
| Boardman & Eccles 'A'    | 18        | 1        | 17       | 0        | 73        | 239       | 20         |
| Rochdale 'A'             | 16        | 3        | 13       | 0        | 82        | 207       | 17         |
| Sheffield Steelers 'A'   | 16        | 4        | 12       | 0        | 67        | 108       | 17         |
| <b>NORTH DIVISION 2</b>  |           |          |          |          |           |           |            |
| Cheadle 'B'              | 16        | 13       | 3        | 0        | 172       | 113       | 42         |
| Brooklands Ex-'A'        | 16        | 13       | 3        | 0        | 186       | 116       | 42         |
| Poynton 'A'              | 16        | 10       | 5        | 1        | 134       | 125       | 37         |
| Timperley 'B'            | 16        | 10       | 6        | 0        | 215       | 142       | 36         |
| Heaton Mersey 'B'        | 16        | 9        | 7        | 0        | 142       | 122       | 32         |
| Mellor 'B'               | 16        | 7        | 9        | 0        | 172       | 150       | 30         |
| Stockport 'B'            | 16        | 5        | 10       | 1        | 128       | 152       | 26         |
| Wilmslow 'A'             | 16        | 4        | 12       | 0        | 119       | 188       | 23         |
| Manchester Waconians 'B' | 16        | 0        | 16       | 0        | 75        | 235       | 16         |
| <b>NORTH DIVISION 3</b>  |           |          |          |          |           |           |            |
| Norbury 'A'              | 16        | 12       | 4        | 0        | 151       | 74        | 40         |
| Poynton 'B'              | 16        | 9        | 5        | 2        | 116       | 117       | 36         |
| Heaton Mersey 'C'        | 16        | 10       | 6        | 0        | 127       | 97        | 33         |
| Ashton 'A'               | 16        | 8        | 8        | 0        | 109       | 151       | 32         |
| Brooklands 'B'           | 16        | 6        | 8        | 2        | 139       | 154       | 30         |
| Timperley 'C'            | 16        | 7        | 9        | 0        | 147       | 124       | 29         |
| Cheadle Hulme 'A'        | 15        | 8        | 7        | 0        | 96        | 83        | 24         |
| Rochdale 'B'             | 15        | 6        | 9        | 0        | 100       | 110       | 22         |
| Boardman & Eccles 'B'    | 16        | 3        | 13       | 0        | 90        | 165       | 21         |



**2012-13 NORTH OF ENGLAND MEN'S LACROSSE ASSOCIATION**

|                          | <u>GP</u> | <u>W</u> | <u>L</u> | <u>T</u> | <u>GF</u> | <u>GA</u> | <u>PTS</u> |
|--------------------------|-----------|----------|----------|----------|-----------|-----------|------------|
| <b>PREMIER DIVISION</b>  |           |          |          |          |           |           |            |
| Stockport                | 18        | 18       | 0        | 0        | 259       | 73        | 54         |
| Cheadle                  | 18        | 15       | 2        | 1        | 238       | 111       | 49         |
| Heaton Mersey            | 18        | 12       | 6        | 0        | 183       | 171       | 42         |
| Mellor                   | 18        | 10       | 8        | 0        | 179       | 183       | 38         |
| Timperley                | 18        | 9        | 7        | 2        | 171       | 176       | 38         |
| Manchester Waconians     | 18        | 8        | 10       | 0        | 170       | 166       | 34         |
| Boardman & Eccles        | 18        | 6        | 12       | 0        | 137       | 195       | 30         |
| Poynton                  | 18        | 6        | 12       | 0        | 146       | 214       | 28         |
| Wilmslow                 | 17        | 2        | 14       | 1        | 120       | 224       | 22         |
| Sheffield University     | 17        | 1        | 16       | 0        | 69        | 159       | 19         |
| <b>CHAMPIONSHIP 1</b>    |           |          |          |          |           |           |            |
| Brooklands               | 13        | 13       | 0        | 0        | 221       | 62        | 39         |
| Sheffield Steelers       | 13        | 11       | 2        | 0        | 202       | 64        | 35         |
| Leeds                    | 13        | 6        | 5        | 2        | 116       | 114       | 27         |
| Norbury                  | 12        | 6        | 5        | 1        | 125       | 104       | 25         |
| Rochdale                 | 11        | 6        | 4        | 1        | 92        | 58        | 24         |
| Newcastle                | 14        | 3        | 9        | 2        | 71        | 180       | 22         |
| Cheadle 'C'              | 13        | 3        | 10       | 0        | 88        | 142       | 19         |
| Ashton                   | 13        | 0        | 13       | 0        | 30        | 221       | 13         |
| <b>CHAMPIONSHIP 2A</b>   |           |          |          |          |           |           |            |
| Nottingham               | 12        | 11       | 1        | 0        | 141       | 51        | 34         |
| Cheadle Hulme            | 12        | 11       | 1        | 0        | 167       | 61        | 34         |
| Hull                     | 12        | 6        | 5        | 1        | 125       | 75        | 25         |
| Liverpool                | 12        | 6        | 5        | 1        | 93        | 70        | 25         |
| Lincoln                  | 12        | 4        | 7        | 1        | 46        | 126       | 21         |
| City of Stoke            | 12        | 1        | 10       | 1        | 53        | 197       | 15         |
| Waconians Guild          | 12        | 1        | 11       | 0        | 22        | 67        | 14         |
| <b>NORTH DIVISION 1</b>  |           |          |          |          |           |           |            |
| Cheadle 'A'              | 18        | 16       | 2        | 0        | 241       | 88        | 50         |
| Stockport 'A'            | 17        | 16       | 1        | 0        | 291       | 68        | 49         |
| Heaton Mersey 'A'        | 18        | 15       | 3        | 0        | 215       | 114       | 48         |
| Brooklands 'A'           | 18        | 10       | 7        | 1        | 168       | 170       | 39         |
| Timperley 'A'            | 18        | 8        | 9        | 1        | 167       | 172       | 35         |
| Mellor 'A'               | 17        | 8        | 8        | 1        | 171       | 163       | 34         |
| Manchester Waconians 'A' | 18        | 7        | 10       | 1        | 156       | 217       | 33         |
| Poynton 'A'              | 18        | 4        | 14       | 0        | 102       | 230       | 24         |
| Boardman & Eccles 'A'    | 18        | 2        | 16       | 0        | 86        | 256       | 22         |
| Rochdale 'A'             | 16        | 0        | 16       | 0        | 62        | 181       | 16         |
| <b>NORTH DIVISION 2</b>  |           |          |          |          |           |           |            |
| Timperley 'B'            | 16        | 14       | 2        | 0        | 239       | 147       | 44         |
| Stockport 'B'            | 16        | 11       | 5        | 0        | 178       | 120       | 38         |
| Heaton Mersey 'B'        | 14        | 11       | 3        | 0        | 158       | 77        | 36         |
| Cheadle 'B'              | 16        | 7        | 8        | 1        | 107       | 136       | 31         |
| Sheffield Steelers 'A'   | 12        | 7        | 3        | 2        | 110       | 65        | 28         |
| Mellor 'B'               | 15        | 6        | 8        | 1        | 138       | 139       | 28         |
| Brooklands Ex-'A'        | 16        | 4        | 10       | 2        | 116       | 161       | 26         |
| Norbury 'A'              | 15        | 5        | 10       | 0        | 108       | 139       | 25         |
| Poynton 'B'              | 16        | 0        | 16       | 0        | 53        | 223       | 14         |
| <b>NORTH DIVISION 3</b>  |           |          |          |          |           |           |            |
| Wilmslow 'A'             | 16        | 16       | 0        | 0        | 278       | 65        | 48         |
| Manchester Waconians 'B' | 15        | 9        | 6        | 0        | 136       | 142       | 33         |
| Rochdale 'B'             | 14        | 9        | 5        | 0        | 105       | 81        | 32         |
| Brooklands 'B'           | 16        | 7        | 8        | 1        | 99        | 157       | 31         |
| Ashton 'A'               | 16        | 7        | 9        | 0        | 123       | 128       | 30         |
| Heaton Mersey 'C'        | 16        | 7        | 9        | 0        | 132       | 139       | 30         |
| Timperley 'C'            | 15        | 5        | 9        | 1        | 133       | 169       | 26         |
| Boardman & Eccles 'B'    | 16        | 3        | 12       | 1        | 91        | 150       | 23         |
| Cheadle 'C'              | 14        | 4        | 9        | 1        | 56        | 122       | 23         |

2013-14 NORTH OF ENGLAND MEN'S LACROSSE ASSOCIATION

| PREMIER DIVISION         | <u>GP</u> | <u>W</u> | <u>L</u> | <u>T</u> | <u>GF</u> | <u>GA</u> | <u>PTS</u> |
|--------------------------|-----------|----------|----------|----------|-----------|-----------|------------|
| Cheadle                  | 14        | 14       | 0        | 0        | 216       | 88        | 42         |
| Stockport                | 14        | 11       | 2        | 1        | 196       | 77        | 37         |
| Poynton                  | 14        | 8        | 5        | 1        | 133       | 123       | 31         |
| Timperley                | 14        | 7        | 7        | 0        | 151       | 122       | 28         |
| Manchester Waconians     | 14        | 6        | 8        | 0        | 122       | 164       | 26         |
| Heaton Mersey            | 14        | 5        | 9        | 0        | 119       | 153       | 24         |
| Mellor                   | 14        | 2        | 11       | 1        | 76        | 164       | 19         |
| Boardman & Eccles        | 14        | 1        | 12       | 1        | 69        | 191       | 17         |
| CHAMPIONSHIP 1           | <u>GP</u> | <u>W</u> | <u>L</u> | <u>T</u> | <u>GF</u> | <u>GA</u> | <u>PTS</u> |
| Sheffield Steelers       | 14        | 13       | 1        | 0        | 223       | 90        | 40         |
| Sheffield University     | 14        | 11       | 3        | 0        | 163       | 84        | 36         |
| Brooklands               | 14        | 10       | 4        | 0        | 201       | 139       | 34         |
| Wilmslow                 | 14        | 8        | 6        | 0        | 177       | 134       | 30         |
| Rochdale                 | 14        | 8        | 6        | 0        | 150       | 129       | 30         |
| Norbury                  | 14        | 3        | 11       | 0        | 94        | 161       | 20         |
| Leeds                    | 14        | 3        | 11       | 0        | 98        | 184       | 20         |
| Nottingham               | 14        | 0        | 14       | 0        | 50        | 235       | 14         |
| CHAMPIONSHIP 2A          | <u>GP</u> | <u>W</u> | <u>L</u> | <u>T</u> | <u>GF</u> | <u>GA</u> | <u>PTS</u> |
| Newcastle                | 12        | 12       | 0        | 0        | 108       | 33        | 36         |
| Cheadle Hulme            | 12        | 9        | 3        | 0        | 153       | 66        | 30         |
| Liverpool                | 12        | 7        | 4        | 1        | 114       | 84        | 27         |
| Hull                     | 12        | 4        | 7        | 1        | 106       | 128       | 21         |
| Ashton                   | 12        | 2        | 8        | 2        | 84        | 110       | 18         |
| City of Stoke            | 12        | 2        | 7        | 3        | 71        | 136       | 17         |
| Lincoln                  | 12        | 1        | 8        | 3        | 52        | 131       | 17         |
| NORTH DIVISION 1         | <u>GP</u> | <u>W</u> | <u>L</u> | <u>T</u> | <u>GF</u> | <u>GA</u> | <u>PTS</u> |
| Cheadle 'A'              | 18        | 17       | 1        | 0        | 250       | 98        | 52         |
| Stockport 'A'            | 18        | 16       | 2        | 0        | 260       | 107       | 50         |
| Heaton Mersey 'A'        | 18        | 12       | 6        | 0        | 172       | 120       | 42         |
| Timperley 'A'            | 18        | 11       | 7        | 0        | 237       | 169       | 40         |
| Poynton 'A'              | 18        | 9        | 8        | 1        | 180       | 158       | 37         |
| Brooklands 'A'           | 18        | 8        | 10       | 0        | 151       | 211       | 34         |
| Rochdale 'A'             | 18        | 7        | 11       | 0        | 139       | 162       | 32         |
| Manchester Waconians 'A' | 18        | 5        | 13       | 0        | 146       | 214       | 28         |
| Mellor 'A'               | 18        | 4        | 14       | 0        | 145       | 246       | 26         |
| Boardman & Eccles 'A'    | 18        | 0        | 17       | 1        | 63        | 258       | 19         |
| NORTH DIVISION 2         | <u>GP</u> | <u>W</u> | <u>L</u> | <u>T</u> | <u>GF</u> | <u>GA</u> | <u>PTS</u> |
| Cheadle 'B'              | 18        | 15       | 2        | 1        | 252       | 103       | 49         |
| Wilmslow 'A'             | 18        | 14       | 4        | 0        | 180       | 104       | 46         |
| Sheffield Steelers 'A'   | 18        | 12       | 5        | 1        | 144       | 117       | 43         |
| Timperley 'B'            | 18        | 11       | 7        | 0        | 155       | 136       | 40         |
| Stockport 'B'            | 18        | 9        | 8        | 1        | 124       | 86        | 37         |
| Norbury 'A'              | 18        | 9        | 9        | 0        | 168       | 118       | 36         |
| Heaton Mersey 'B'        | 18        | 8        | 9        | 1        | 150       | 162       | 35         |
| Mellor 'B'               | 18        | 5        | 13       | 0        | 102       | 126       | 28         |
| Poynton 'B'              | 18        | 5        | 13       | 0        | 85        | 209       | 28         |
| Brooklands Ex- 'A'       | 18        | 0        | 18       | 0        | 23        | 222       | 18         |
| NORTH DIVISION 3         | <u>GP</u> | <u>W</u> | <u>L</u> | <u>T</u> | <u>GF</u> | <u>GA</u> | <u>PTS</u> |
| Cheadle 'C'              | 18        | 16       | 1        | 1        | 144       | 95        | 51         |
| Manchester Waconians 'B' | 18        | 14       | 4        | 0        | 168       | 115       | 46         |
| Heaton Mersey 'C'        | 18        | 11       | 7        | 0        | 134       | 107       | 40         |
| Cheadle 'C'              | 18        | 9        | 9        | 0        | 98        | 92        | 36         |
| Ashton 'A'               | 18        | 8        | 8        | 2        | 104       | 129       | 36         |
| Rochdale 'B'             | 18        | 8        | 10       | 0        | 117       | 144       | 34         |
| Waconians Guild          | 18        | 6        | 11       | 1        | 85        | 117       | 31         |
| Boardman & Eccles 'B'    | 18        | 6        | 12       | 0        | 84        | 78        | 30         |
| Timperley 'C'            | 18        | 6        | 12       | 0        | 106       | 129       | 30         |
| Cheadle Hulme 'A'        | 18        | 4        | 14       | 0        | 58        | 92        | 26         |

**2014-15 NORTH OF ENGLAND MEN'S LACROSSE ASSOCIATION**

|                          | <u>GP</u> | <u>W</u> | <u>L</u> | <u>T</u> | <u>GF</u> | <u>GA</u> | <u>PTS</u> |
|--------------------------|-----------|----------|----------|----------|-----------|-----------|------------|
| <b>PREMIER DIVISION</b>  |           |          |          |          |           |           |            |
| Cheadle                  | 17        | 14       | 2        | 1        | 220       | 110       | 46         |
| Stockport                | 17        | 14       | 2        | 1        | 199       | 90        | 46         |
| Heaton Mersey            | 17        | 11       | 6        | 0        | 174       | 123       | 39         |
| Timperley                | 17        | 10       | 7        | 0        | 185       | 146       | 37         |
| Poynton                  | 17        | 7        | 9        | 1        | 144       | 146       | 32         |
| Sheffield Steelers       | 17        | 4        | 12       | 1        | 120       | 178       | 26         |
| Brooklands               | 17        | 4        | 13       | 0        | 105       | 218       | 25         |
| Manchester Waconians     | 17        | 2        | 15       | 0        | 91        | 227       | 21         |
| <b>CHAMPIONSHIP 1</b>    |           |          |          |          |           |           |            |
| Wilmslow                 | 17        | 15       | 2        | 0        | 224       | 80        | 47         |
| Rochdale                 | 17        | 13       | 4        | 0        | 154       | 91        | 43         |
| Mellor                   | 17        | 10       | 6        | 1        | 176       | 164       | 38         |
| Boardman & Eccles        | 17        | 7        | 8        | 2        | 143       | 127       | 33         |
| Norbury                  | 17        | 7        | 8        | 2        | 136       | 157       | 33         |
| Newcastle                | 17        | 7        | 10       | 0        | 156       | 140       | 31         |
| Sheffield University     | 17        | 6        | 10       | 1        | 111       | 151       | 30         |
| Cheadle Hulme            | 17        | 0        | 17       | 0        | 30        | 220       | 17         |
| <b>CHAMPIONSHIP 2A</b>   |           |          |          |          |           |           |            |
| Leeds                    | 18        | 16       | 2        | 0        | 214       | 67        | 50         |
| Nottingham               | 18        | 13       | 5        | 0        | 229       | 120       | 44         |
| Loughborough             | 17        | 10       | 6        | 1        | 180       | 99        | 38         |
| Liverpool                | 17        | 10       | 6        | 1        | 180       | 122       | 38         |
| Ashton                   | 16        | 9        | 7        | 0        | 155       | 124       | 34         |
| Ruthin                   | 18        | 7        | 11       | 0        | 88        | 182       | 32         |
| Lincoln                  | 15        | 6        | 9        | 0        | 132       | 158       | 27         |
| Hull                     | 16        | 4        | 12       | 0        | 75        | 152       | 24         |
| City of Stoke            | 17        | 0        | 17       | 0        | 48        | 277       | 17         |
| <b>NORTH DIVISION 1</b>  |           |          |          |          |           |           |            |
| Heaton Mersey 'A'        | 18        | 16       | 2        | 0        | 239       | 113       | 50         |
| Cheadle 'A'              | 18        | 14       | 1        | 3        | 301       | 117       | 49         |
| Stockport 'A'            | 18        | 14       | 4        | 0        | 260       | 132       | 46         |
| Timperley 'A'            | 18        | 10       | 7        | 1        | 235       | 177       | 39         |
| Rochdale 'A'             | 18        | 9        | 8        | 1        | 158       | 146       | 37         |
| Poynton 'A'              | 18        | 8        | 8        | 2        | 183       | 160       | 36         |
| Wilmslow 'A'             | 18        | 6        | 10       | 2        | 155       | 257       | 32         |
| Brooklands 'A'           | 18        | 4        | 13       | 1        | 122       | 178       | 27         |
| Manchester Waconians 'A' | 18        | 3        | 15       | 0        | 117       | 221       | 24         |
| Mellor 'A'               | 18        | 1        | 17       | 0        | 70        | 339       | 20         |
| <b>NORTH DIVISION 2</b>  |           |          |          |          |           |           |            |
| Cheadle 'B'              | 18        | 17       | 1        | 0        | 203       | 79        | 52         |
| Boardman & Eccles 'A'    | 18        | 12       | 4        | 2        | 136       | 110       | 44         |
| Norbury 'A'              | 18        | 10       | 5        | 3        | 191       | 139       | 41         |
| Heaton Mersey 'B'        | 18        | 11       | 6        | 1        | 172       | 143       | 41         |
| Poynton 'B'              | 18        | 8        | 8        | 2        | 129       | 166       | 36         |
| Sheffield Steelers 'A'   | 18        | 7        | 8        | 3        | 127       | 127       | 35         |
| Stockport 'B'            | 18        | 7        | 10       | 1        | 95        | 90        | 33         |
| Timperley 'B'            | 18        | 5        | 10       | 3        | 146       | 184       | 31         |
| Mellor 'B'               | 18        | 3        | 15       | 0        | 69        | 99        | 24         |
| Manchester Waconians 'B' | 18        | 2        | 15       | 1        | 69        | 200       | 23         |
| <b>NORTH DIVISION 3</b>  |           |          |          |          |           |           |            |
| Cheadle 'B'              | 18        | 17       | 1        | 0        | 203       | 79        | 52         |
| Boardman & Eccles 'A'    | 18        | 12       | 4        | 2        | 136       | 110       | 44         |
| Norbury 'A'              | 18        | 10       | 5        | 3        | 191       | 139       | 41         |
| Heaton Mersey 'B'        | 18        | 11       | 6        | 1        | 172       | 143       | 41         |
| Poynton 'B'              | 18        | 8        | 8        | 2        | 129       | 166       | 36         |
| Sheffield Steelers 'A'   | 18        | 7        | 8        | 3        | 127       | 127       | 35         |
| Stockport 'B'            | 18        | 7        | 10       | 1        | 95        | 90        | 33         |
| Timperley 'B'            | 18        | 5        | 10       | 3        | 146       | 184       | 31         |
| Mellor 'B'               | 18        | 3        | 15       | 0        | 69        | 99        | 24         |
| Manchester Waconians 'B' | 18        | 2        | 15       | 1        | 69        | 200       | 23         |

2015-16 NORTH OF ENGLAND MEN'S LACROSSE ASSOCIATION

|                          | <u>GP</u> | <u>W</u> | <u>L</u> | <u>T</u> | <u>GF</u> | <u>GA</u> | <u>PTS</u> |
|--------------------------|-----------|----------|----------|----------|-----------|-----------|------------|
| <b>PREMIER DIVISION</b>  |           |          |          |          |           |           |            |
| Stockport                | 18        | 17       | 1        | 0        | 213       | 76        | 52         |
| Poynton                  | 18        | 15       | 2        | 1        | 197       | 118       | 49         |
| Cheadle                  | 18        | 14       | 4        | 0        | 210       | 118       | 46         |
| Timperley                | 18        | 10       | 6        | 2        | 228       | 172       | 40         |
| Heaton Mersey            | 18        | 9        | 9        | 0        | 185       | 144       | 36         |
| Brooklands               | 18        | 7        | 11       | 0        | 147       | 218       | 32         |
| Rochdale                 | 18        | 5        | 13       | 0        | 137       | 190       | 28         |
| Sheffield Steelers       | 18        | 4        | 12       | 2        | 122       | 196       | 28         |
| Manchester Waconians     | 18        | 3        | 14       | 1        | 123       | 230       | 25         |
| Wilmslow                 | 18        | 2        | 14       | 2        | 125       | 225       | 24         |
| <b>CHAMPIONSHIP 1</b>    |           |          |          |          |           |           |            |
| Stockport 'A'            | 20        | 17       | 2        | 1        | 216       | 82        | 55         |
| Mellor                   | 20        | 15       | 4        | 1        | 258       | 148       | 51         |
| Heaton Mersey 'A'        | 20        | 14       | 6        | 0        | 193       | 126       | 48         |
| Sheffield University     | 20        | 13       | 7        | 0        | 187       | 177       | 46         |
| Boardman & Eccles        | 20        | 11       | 9        | 0        | 163       | 90        | 42         |
| Norbury                  | 20        | 11       | 9        | 0        | 133       | 141       | 42         |
| Leeds                    | 20        | 8        | 12       | 0        | 136       | 182       | 36         |
| Cheadle 'A'              | 20        | 7        | 13       | 0        | 138       | 166       | 34         |
| Durham                   | 20        | 6        | 14       | 0        | 103       | 151       | 32         |
| Newcastle                | 20        | 5        | 15       | 0        | 82        | 237       | 30         |
| Timperley 'A'            | 20        | 2        | 18       | 0        | 137       | 246       | 24         |
| <b>CHAMPIONSHIP 2A</b>   |           |          |          |          |           |           |            |
| Rochdale 'A'             | 5         | 5        | 0        | 0        | 56        | 25        | 15         |
| Wilmslow 'A'             | 5         | 4        | 1        | 0        | 55        | 30        | 13         |
| Ashton                   | 5         | 3        | 2        | 0        | 54        | 38        | 11         |
| Cheadle Hulme            | 5         | 2        | 3        | 0        | 30        | 42        | 9          |
| Liverpool                | 4         | 0        | 4        | 0        | 23        | 53        | 4          |
| Ruthin                   | 4         | 0        | 4        | 0        | 8         | 38        | 4          |
| <b>CHAMPIONSHIP 2H</b>   |           |          |          |          |           |           |            |
| Brooklands 'A'           | 10        | 9        | 1        | 0        | 102       | 80        | 28         |
| Poynton 'A'              | 10        | 6        | 4        | 0        | 84        | 63        | 22         |
| Rochdale 'A'             | 10        | 6        | 4        | 0        | 102       | 84        | 22         |
| Wilmslow 'A'             | 10        | 5        | 5        | 0        | 83        | 82        | 20         |
| Loughborough             | 10        | 2        | 8        | 0        | 36        | 63        | 14         |
| Ashton                   | 10        | 2        | 8        | 0        | 38        | 73        | 14         |
| <b>CHAMPIONSHIP 2B</b>   |           |          |          |          |           |           |            |
| Poynton 'A'              | 5         | 5        | 0        | 0        | 94        | 19        | 15         |
| Brooklands 'A'           | 5         | 3        | 2        | 0        | 83        | 32        | 11         |
| Loughborough             | 5         | 3        | 2        | 0        | 53        | 46        | 11         |
| Hull                     | 5         | 3        | 2        | 0        | 45        | 64        | 11         |
| Lincoln                  | 5         | 1        | 4        | 0        | 31        | 83        | 7          |
| City of Stoke            | 5         | 0        | 5        | 0        | 24        | 86        | 5          |
| <b>CHAMPIONSHIP 2L</b>   |           |          |          |          |           |           |            |
| Liverpool                | 8         | 8        | 0        | 0        | 71        | 27        | 24         |
| Cheadle Hulme            | 8         | 4        | 4        | 0        | 62        | 28        | 16         |
| Hull                     | 8         | 4        | 4        | 0        | 61        | 40        | 16         |
| Lincoln                  | 8         | 4        | 4        | 0        | 47        | 69        | 16         |
| City of Stoke            | 8         | 0        | 8        | 0        | 34        | 111       | 8          |
| Ruthin                   | 0         | 0        | 0        | 0        | 0         | 0         | 0          |
| <b>NORTH DIVISION 1</b>  |           |          |          |          |           |           |            |
| Heaton Mersey 'B'        | 18        | 17       | 1        | 0        | 200       | 88        | 52         |
| Sheffield Steelers 'A'   | 18        | 13       | 5        | 0        | 154       | 96        | 44         |
| Mellor 'A'               | 18        | 12       | 5        | 1        | 195       | 112       | 43         |
| Norbury 'A'              | 18        | 11       | 6        | 1        | 122       | 109       | 41         |
| Stockport 'B'            | 17        | 7        | 8        | 2        | 97        | 122       | 33         |
| Rochdale 'B'             | 18        | 6        | 10       | 2        | 90        | 176       | 32         |
| Manchester Waconians 'A' | 17        | 6        | 10       | 1        | 108       | 164       | 30         |
| Cheadle 'B'              | 18        | 5        | 12       | 1        | 91        | 119       | 29         |
| Timperley 'B'            | 18        | 4        | 14       | 0        | 89        | 119       | 26         |
| Boardman & Eccles 'A'    | 18        | 3        | 13       | 2        | 75        | 116       | 26         |

| NORTH DIVISION 2         | <u>GP</u> | <u>W</u> | <u>L</u> | <u>T</u> | <u>GF</u> | <u>GA</u> | <u>PTS</u> |
|--------------------------|-----------|----------|----------|----------|-----------|-----------|------------|
| Poynton 'B'              | 16        | 15       | 1        | 0        | 145       | 54        | 46         |
| Mellor 'B'               | 15        | 10       | 5        | 0        | 119       | 62        | 35         |
| Brooklands Ex-'A'        | 16        | 9        | 7        | 0        | 86        | 75        | 34         |
| Cheadle 'C'              | 16        | 9        | 7        | 0        | 70        | 66        | 34         |
| Heaton Mersey 'C'        | 16        | 8        | 8        | 0        | 112       | 154       | 32         |
| Ashton 'A'               | 16        | 7        | 9        | 0        | 72        | 129       | 30         |
| Manchester Waconians 'B' | 15        | 6        | 9        | 0        | 92        | 73        | 27         |
| Cheadle Hulme 'A'        | 16        | 4        | 12       | 0        | 94        | 106       | 24         |
| City of Stoke 'A'        | 16        | 3        | 13       | 0        | 51        | 122       | 22         |
| Boardman & Eccles 'B'    | 0         | 0        | 0        | 0        | 0         | 0         | 0          |

#### 2016-17 NORTH OF ENGLAND MEN'S LACROSSE ASSOCIATION

| PREMIER DIVISION     | <u>GP</u> | <u>W</u> | <u>L</u> | <u>T</u> | <u>GF</u> | <u>GA</u> | <u>PTS</u> |
|----------------------|-----------|----------|----------|----------|-----------|-----------|------------|
| Cheadle              | 18        | 18       | 0        | 0        | 274       | 94        | 54         |
| Stockport            | 18        | 14       | 4        | 0        | 234       | 119       | 46         |
| Poynton              | 18        | 12       | 5        | 1        | 207       | 143       | 43         |
| Heaton Mersey        | 17        | 12       | 4        | 1        | 218       | 128       | 42         |
| Brooklands           | 18        | 8        | 10       | 0        | 159       | 156       | 34         |
| Timperley            | 17        | 8        | 7        | 2        | 149       | 152       | 34         |
| Mellor               | 18        | 5        | 11       | 2        | 157       | 254       | 30         |
| Sheffield Steelers   | 18        | 5        | 13       | 0        | 117       | 233       | 28         |
| Rochdale             | 18        | 3        | 13       | 2        | 125       | 189       | 24         |
| Manchester Waconians | 18        | 0        | 18       | 0        | 102       | 274       | 18         |

| CHAMPIONSHIP 1       | <u>GP</u> | <u>W</u> | <u>L</u> | <u>T</u> | <u>GF</u> | <u>GA</u> | <u>PTS</u> |
|----------------------|-----------|----------|----------|----------|-----------|-----------|------------|
| Stockport 'A'        | 18        | 16       | 2        | 0        | 160       | 97        | 50         |
| Cheadle 'A'          | 18        | 13       | 5        | 0        | 203       | 142       | 44         |
| Boardman & Eccles    | 18        | 13       | 5        | 0        | 173       | 118       | 44         |
| Heaton Mersey 'A'    | 18        | 11       | 5        | 2        | 194       | 124       | 41         |
| Norbury              | 18        | 9        | 8        | 1        | 134       | 141       | 37         |
| Sheffield University | 18        | 8        | 9        | 1        | 135       | 147       | 34         |
| Poynton 'A'          | 18        | 6        | 9        | 3        | 169       | 172       | 33         |
| Brooklands 'A'       | 18        | 5        | 13       | 0        | 143       | 215       | 28         |
| Wilmslow             | 18        | 3        | 14       | 1        | 153       | 225       | 25         |
| Leeds                | 18        | 2        | 16       | 0        | 77        | 160       | 15         |

| CHAMPIONSHIP 2A        | <u>GP</u> | <u>W</u> | <u>L</u> | <u>T</u> | <u>GF</u> | <u>GA</u> | <u>PTS</u> |
|------------------------|-----------|----------|----------|----------|-----------|-----------|------------|
| Timperley 'A'          | 5         | 5        | 0        | 0        | 45        | 17        | 15         |
| Sheffield Steelers 'A' | 5         | 3        | 1        | 1        | 44        | 29        | 12         |
| Hull                   | 5         | 2        | 3        | 0        | 29        | 40        | 9          |
| Newcastle              | 5         | 1        | 3        | 1        | 35        | 49        | 8          |
| Loughborough           | 4         | 1        | 3        | 0        | 16        | 22        | 4          |
| Lincoln                | 4         | 1        | 3        | 0        | 14        | 26        | 4          |

| CHAMPIONSHIP 2H        | <u>GP</u> | <u>W</u> | <u>L</u> | <u>T</u> | <u>GF</u> | <u>GA</u> | <u>PTS</u> |
|------------------------|-----------|----------|----------|----------|-----------|-----------|------------|
| Rochdale 'A'           | 10        | 9        | 1        | 0        | 89        | 35        | 28         |
| Timperley 'A'          | 10        | 7        | 3        | 0        | 105       | 65        | 24         |
| Liverpool              | 10        | 7        | 3        | 0        | 67        | 39        | 24         |
| Sheffield Steelers 'A' | 10        | 4        | 6        | 0        | 34        | 48        | 16         |
| Hull                   | 10        | 2        | 8        | 0        | 12        | 60        | 11         |
| Cheadle Hulme          | 10        | 1        | 9        | 0        | 14        | 74        | 8          |

| CHAMPIONSHIP 2B | <u>GP</u> | <u>W</u> | <u>L</u> | <u>T</u> | <u>GF</u> | <u>GA</u> | <u>PTS</u> |
|-----------------|-----------|----------|----------|----------|-----------|-----------|------------|
| Liverpool       | 5         | 5        | 0        | 0        | 56        | 13        | 15         |
| Rochdale 'A'    | 5         | 3        | 1        | 1        | 56        | 23        | 12         |
| Wilmslow 'A'    | 5         | 2        | 1        | 2        | 46        | 29        | 10         |
| Cheadle Hulme   | 5         | 2        | 2        | 1        | 39        | 45        | 10         |
| Ashton          | 5         | 1        | 4        | 0        | 26        | 49        | 7          |
| City of Stoke   | 5         | 0        | 5        | 0        | 8         | 72        | 4          |

| CHAMPIONSHIP 2L | <u>GP</u> | <u>W</u> | <u>L</u> | <u>T</u> | <u>GF</u> | <u>GA</u> | <u>PTS</u> |
|-----------------|-----------|----------|----------|----------|-----------|-----------|------------|
| Newcastle       | 10        | 7        | 3        | 0        | 34        | 36        | 24         |
| Ashton          | 10        | 7        | 3        | 0        | 70        | 49        | 23         |
| Lincoln         | 10        | 4        | 6        | 0        | 55        | 50        | 16         |
| City of Stoke   | 10        | 3        | 7        | 0        | 47        | 109       | 16         |
| Wilmslow 'A'    | 10        | 4        | 5        | 1        | 62        | 39        | 15         |
| Loughborough    | 10        | 4        | 5        | 1        | 50        | 35        | 15         |

|                          | <u>GP</u> | <u>W</u> | <u>L</u> | <u>T</u> | <u>GF</u> | <u>GA</u> | <u>PTS</u> |
|--------------------------|-----------|----------|----------|----------|-----------|-----------|------------|
| NORTH DIVISION 1         |           |          |          |          |           |           |            |
| Mellor 'A'               | 18        | 16       | 2        | 0        | 264       | 90        | 50         |
| Heaton Mersey 'B'        | 17        | 15       | 2        | 0        | 217       | 87        | 47         |
| Cheadle 'B'              | 18        | 12       | 6        | 0        | 176       | 137       | 41         |
| Norbury 'A'              | 18        | 11       | 6        | 1        | 142       | 143       | 41         |
| Timperley 'B'            | 17        | 8        | 9        | 0        | 158       | 157       | 32         |
| Poynton 'B'              | 18        | 7        | 11       | 0        | 117       | 206       | 31         |
| Boardman & Eccles 'A'    | 18        | 5        | 12       | 1        | 146       | 226       | 29         |
| Stockport 'B'            | 18        | 5        | 13       | 0        | 152       | 196       | 27         |
| Manchester Waconians 'A' | 18        | 4        | 13       | 1        | 124       | 185       | 27         |
| Rochdale 'B'             | 18        | 4        | 13       | 1        | 101       | 170       | 26         |

|                          | <u>GP</u> | <u>W</u> | <u>L</u> | <u>T</u> | <u>GF</u> | <u>GA</u> | <u>PTS</u> |
|--------------------------|-----------|----------|----------|----------|-----------|-----------|------------|
| NORTH DIVISION 2         |           |          |          |          |           |           |            |
| Mellor 'B'               | 14        | 13       | 1        | 0        | 151       | 47        | 39         |
| Brooklands Ex-'A'        | 14        | 12       | 1        | 1        | 89        | 56        | 39         |
| Heaton Mersey 'C'        | 14        | 9        | 5        | 0        | 75        | 77        | 31         |
| Rochdale 'C'             | 14        | 5        | 9        | 0        | 42        | 91        | 21         |
| Ashton 'A'               | 14        | 4        | 10       | 0        | 79        | 134       | 21         |
| Cheadle 'C'              | 14        | 5        | 8        | 1        | 47        | 41        | 19         |
| Manchester Waconians 'B' | 14        | 4        | 10       | 0        | 24        | 35        | 14         |
| Cheadle Hulme 'A'        | 14        | 3        | 11       | 0        | 15        | 41        | 13         |
| City of Stoke 'A'        | 0         | 0        | 0        | 0        | 0         | 0         | -2         |

#### 2017-18 NORTH OF ENGLAND MEN'S LACROSSE ASSOCIATION

|                    | <u>GP</u> | <u>W</u> | <u>L</u> | <u>T</u> | <u>GF</u> | <u>GA</u> | <u>PTS</u> |
|--------------------|-----------|----------|----------|----------|-----------|-----------|------------|
| PREMIER DIVISION 1 |           |          |          |          |           |           |            |
| Poynton            | 14        | 10       | 2        | 2        | 121       | 78        | 22         |
| Timperley          | 14        | 10       | 3        | 1        | 153       | 112       | 21         |
| Cheadle            | 14        | 9        | 3        | 2        | 133       | 82        | 20         |
| Heaton Mersey      | 14        | 8        | 3        | 3        | 139       | 106       | 19         |
| Brooklands         | 14        | 5        | 7        | 2        | 121       | 135       | 12         |
| Stockport          | 14        | 6        | 6        | 2        | 113       | 86        | 10         |
| Mellor             | 14        | 1        | 13       | 0        | 75        | 182       | -4         |
| Sheffield Steelers | 14        | 1        | 13       | 0        | 60        | 134       | -8         |

|                      | <u>GP</u> | <u>W</u> | <u>L</u> | <u>T</u> | <u>GF</u> | <u>GA</u> | <u>PTS</u> |
|----------------------|-----------|----------|----------|----------|-----------|-----------|------------|
| PREMIER DIVISION 2   |           |          |          |          |           |           |            |
| Rochdale             | 12        | 10       | 2        | 0        | 92        | 47        | 20         |
| Boardman & Eccles    | 12        | 9        | 3        | 0        | 103       | 46        | 18         |
| Norbury              | 12        | 9        | 3        | 0        | 82        | 52        | 18         |
| Manchester Waconians | 12        | 7        | 5        | 0        | 91        | 78        | 12         |
| Liverpool            | 12        | 3        | 9        | 0        | 46        | 87        | 4          |
| Wilmslow             | 12        | 2        | 10       | 0        | 40        | 130       | 0          |
| Sheffield University | 12        | 2        | 10       | 0        | 32        | 46        | -8         |

|                    | <u>GP</u> | <u>W</u> | <u>L</u> | <u>T</u> | <u>GF</u> | <u>GA</u> | <u>PTS</u> |
|--------------------|-----------|----------|----------|----------|-----------|-----------|------------|
| PREMIER DIVISION 3 |           |          |          |          |           |           |            |
| Leeds              | 14        | 10       | 2        | 2        | 104       | 74        | 20         |
| Hull               | 11        | 6        | 5        | 0        | 49        | 53        | 12         |
| Lincoln            | 12        | 7        | 4        | 1        | 90        | 76        | 11         |
| Loughborough       | 14        | 6        | 6        | 2        | 89        | 70        | 10         |
| Ashton             | 13        | 6        | 6        | 1        | 84        | 92        | 9          |
| Newcastle          | 14        | 7        | 7        | 0        | 84        | 53        | 8          |
| City of Stoke      | 13        | 3        | 10       | 0        | 83        | 142       | 6          |
| Cheadle Hulme      | 13        | 4        | 9        | 0        | 54        | 77        | 2          |

|                   | <u>GP</u> | <u>W</u> | <u>L</u> | <u>T</u> | <u>GF</u> | <u>GA</u> | <u>PTS</u> |
|-------------------|-----------|----------|----------|----------|-----------|-----------|------------|
| NORTH DIVISION 1  |           |          |          |          |           |           |            |
| Cheadle 'A'       | 13        | 12       | 0        | 1        | 108       | 55        | 25         |
| Stockport 'A'     | 14        | 10       | 3        | 1        | 114       | 56        | 19         |
| Timperley 'A'     | 14        | 7        | 5        | 2        | 101       | 121       | 16         |
| Heaton Mersey 'A' | 14        | 9        | 5        | 0        | 135       | 109       | 14         |
| Rochdale 'A'      | 13        | 5        | 5        | 3        | 79        | 85        | 11         |
| Poynton 'A'       | 14        | 3        | 10       | 1        | 96        | 129       | 3          |
| Mellor 'A'        | 14        | 2        | 10       | 2        | 61        | 123       | 0          |
| Wilmslow 'A'      | 14        | 2        | 12       | 0        | 64        | 80        | -10        |

| NORTH DIVISION 2         | <u>GP</u> | <u>W</u> | <u>L</u> | <u>T</u> | <u>GF</u> | <u>GA</u> | <u>PTS</u> |
|--------------------------|-----------|----------|----------|----------|-----------|-----------|------------|
| Brooklands 'A'           | 14        | 13       | 1        | 0        | 188       | 66        | 26         |
| Cheadle 'B'              | 13        | 8        | 3        | 2        | 102       | 76        | 18         |
| Timperley 'B'            | 14        | 8        | 6        | 0        | 88        | 98        | 12         |
| Norbury 'A'              | 13        | 7        | 6        | 0        | 89        | 109       | 12         |
| Heaton Mersey 'B'        | 14        | 6        | 6        | 2        | 68        | 97        | 10         |
| Sheffield Steelers 'A'   | 14        | 7        | 7        | 0        | 116       | 74        | 8          |
| Stockport 'B'            | 14        | 3        | 11       | 0        | 40        | 99        | 0          |
| Mellor 'B'               | 14        | 1        | 13       | 0        | 33        | 105       | -14        |
| NORTH DIVISION 3         | <u>GP</u> | <u>W</u> | <u>L</u> | <u>T</u> | <u>GF</u> | <u>GA</u> | <u>PTS</u> |
| Manchester Waconians 'A' | 14        | 14       | 0        | 0        | 85        | 38        | 28         |
| Rochdale 'B'             | 12        | 9        | 3        | 0        | 60        | 50        | 18         |
| Brooklands Ex-'A'        | 14        | 6        | 8        | 0        | 64        | 88        | 12         |
| Cheadle 'C'              | 13        | 6        | 7        | 0        | 47        | 62        | 8          |
| Boardman & Eccles 'A'    | 13        | 6        | 7        | 0        | 103       | 77        | 4          |
| Poynton 'B'              | 0         | 0        | 0        | 0        | 0         | 0         | -4         |
| Manchester Waconians 'B' | 14        | 4        | 10       | 0        | 48        | 84        | -4         |
| Ashton 'A'               | 14        | 5        | 9        | 0        | 29        | 36        | -6         |
| Heaton Mersey 'C'        | 14        | 4        | 10       | 0        | 65        | 66        | -8         |

### 2018-19 NORTH OF ENGLAND MEN'S LACROSSE ASSOCIATION

| PREMIER DIVISION 1     | <u>GP</u> | <u>W</u> | <u>L</u> | <u>T</u> | <u>GF</u> | <u>GA</u> | <u>PTS</u> |
|------------------------|-----------|----------|----------|----------|-----------|-----------|------------|
| Cheadle                | 10        | 9        | 1        | 0        | 92        | 55        | 18         |
| Poynton                | 10        | 5        | 4        | 1        | 92        | 65        | 11         |
| Heaton Mersey          | 10        | 4        | 4        | 2        | 84        | 75        | 10         |
| Stockport              | 10        | 5        | 5        | 0        | 62        | 68        | 10         |
| Timperley              | 10        | 3        | 6        | 1        | 63        | 103       | 7          |
| Brooklands             | 10        | 2        | 8        | 0        | 72        | 99        | 4          |
| PREMIER DIVISION 2     | <u>GP</u> | <u>W</u> | <u>L</u> | <u>T</u> | <u>GF</u> | <u>GA</u> | <u>PTS</u> |
| Mellor                 | 14        | 13       | 1        | 0        | 190       | 86        | 26         |
| Boardman & Eccles      | 14        | 10       | 3        | 1        | 122       | 92        | 21         |
| Norbury                | 14        | 8        | 5        | 1        | 159       | 117       | 17         |
| Sheffield Steelers     | 14        | 8        | 5        | 1        | 159       | 130       | 17         |
| Rochdale               | 14        | 8        | 6        | 0        | 137       | 100       | 14         |
| Manchester Waconians   | 14        | 5        | 8        | 1        | 108       | 149       | 11         |
| Liverpool              | 14        | 1        | 12       | 1        | 62        | 175       | 1          |
| Sheffield University   | 14        | 0        | 13       | 1        | 20        | 108       | -7         |
| PREMIER DIVISION 3     | <u>GP</u> | <u>W</u> | <u>L</u> | <u>T</u> | <u>GF</u> | <u>GA</u> | <u>PTS</u> |
| Wilmslow               | 14        | 12       | 1        | 1        | 130       | 59        | 25         |
| Newcastle              | 14        | 10       | 3        | 1        | 143       | 49        | 15         |
| Cheadle Hulme          | 14        | 9        | 5        | 0        | 69        | 54        | 12         |
| City of Stoke          | 14        | 6        | 8        | 0        | 74        | 102       | 12         |
| Lincoln                | 13        | 7        | 6        | 0        | 99        | 94        | 10         |
| Leeds                  | 14        | 6        | 8        | 0        | 78        | 119       | 10         |
| Hull                   | 13        | 3        | 10       | 0        | 31        | 82        | 4          |
| Ashton                 | 14        | 1        | 13       | 0        | 33        | 98        | -4         |
| NORTH DIVISION 1       | <u>GP</u> | <u>W</u> | <u>L</u> | <u>T</u> | <u>GF</u> | <u>GA</u> | <u>PTS</u> |
| Cheadle 'A'            | 12        | 12       | 0        | 0        | 169       | 69        | 24         |
| Stockport 'A'          | 12        | 9        | 2        | 1        | 153       | 137       | 19         |
| Heaton Mersey 'A'      | 11        | 7        | 4        | 0        | 118       | 79        | 14         |
| Timperley 'A'          | 11        | 4        | 6        | 1        | 122       | 126       | 9          |
| Brooklands 'A'         | 12        | 4        | 7        | 1        | 121       | 131       | 9          |
| Poynton 'A'            | 12        | 1        | 9        | 2        | 78        | 154       | 4          |
| Mellor 'A'             | 12        | 1        | 10       | 1        | 92        | 157       | 3          |
| NORTH DIVISION 2       | <u>GP</u> | <u>W</u> | <u>L</u> | <u>T</u> | <u>GF</u> | <u>GA</u> | <u>PTS</u> |
| Wilmslow 'A'           | 12        | 10       | 2        | 0        | 132       | 80        | 20         |
| Cheadle 'B'            | 12        | 9        | 3        | 0        | 149       | 83        | 18         |
| Rochdale 'A'           | 12        | 9        | 3        | 0        | 102       | 74        | 18         |
| Sheffield Steelers 'A' | 12        | 6        | 6        | 0        | 98        | 89        | 10         |
| Norbury 'A'            | 12        | 4        | 8        | 0        | 115       | 112       | 8          |
| Boardman & Eccles 'A'  | 12        | 2        | 10       | 0        | 101       | 157       | 4          |
| Timperley 'B'          | 12        | 2        | 10       | 0        | 81        | 183       | 2          |

|                          | <u>GP</u> | <u>W</u> | <u>L</u> | <u>T</u> | <u>GF</u> | <u>GA</u> | <u>PTS</u> |
|--------------------------|-----------|----------|----------|----------|-----------|-----------|------------|
| NORTH DIVISION 3         |           |          |          |          |           |           |            |
| Manchester Waconians 'A' | 12        | 10       | 2        | 0        | 140       | 74        | 20         |
| Stockport 'B'            | 12        | 9        | 3        | 0        | 121       | 68        | 18         |
| Brooklands Ex-'A'        | 12        | 7        | 4        | 1        | 95        | 90        | 15         |
| Mellor 'B'               | 12        | 5        | 6        | 1        | 111       | 108       | 11         |
| Cheadle 'C'              | 12        | 3        | 8        | 1        | 69        | 132       | 7          |
| Heaton Mersey 'B'        | 12        | 2        | 8        | 2        | 112       | 141       | 6          |
| Rochdale 'B'             | 12        | 3        | 8        | 1        | 77        | 112       | 5          |

#### 2019-20 NORTH OF ENGLAND MEN'S LACROSSE ASSOCIATION

|                    | <u>GP</u> | <u>W</u> | <u>L</u> | <u>T</u> | <u>GF</u> | <u>GA</u> | <u>PTS</u> |
|--------------------|-----------|----------|----------|----------|-----------|-----------|------------|
| PREMIER DIVISION 1 |           |          |          |          |           |           |            |
| Cheadle            | 13        | 13       | 0        | 0        | 203       | 54        | 26         |
| Heaton Mersey      | 14        | 10       | 3        | 1        | 152       | 96        | 21         |
| Poynton            | 13        | 9        | 4        | 0        | 133       | 104       | 18         |
| Brooklands         | 13        | 7        | 4        | 2        | 140       | 115       | 16         |
| Stockport          | 15        | 5        | 7        | 3        | 146       | 148       | 13         |
| Mellor             | 14        | 5        | 8        | 1        | 144       | 172       | 11         |
| Sheffield Steelers | 12        | 3        | 8        | 1        | 79        | 144       | 7          |
| Timperley          | 10        | 1        | 8        | 1        | 94        | 124       | 3          |
| Norbury            | 14        | 1        | 12       | 1        | 81        | 215       | 3          |

|                      | <u>GP</u> | <u>W</u> | <u>L</u> | <u>T</u> | <u>GF</u> | <u>GA</u> | <u>PTS</u> |
|----------------------|-----------|----------|----------|----------|-----------|-----------|------------|
| PREMIER DIVISION 2   |           |          |          |          |           |           |            |
| Cheadle 'A'          | 13        | 11       | 1        | 1        | 138       | 78        | 23         |
| Brooklands 'A'       | 14        | 10       | 4        | 0        | 181       | 104       | 20         |
| Stockport 'A'        | 15        | 9        | 6        | 0        | 167       | 133       | 18         |
| Wilmslow             | 14        | 7        | 4        | 3        | 123       | 132       | 17         |
| Boardman & Eccles    | 15        | 5        | 9        | 1        | 111       | 122       | 11         |
| Manchester Waconians | 12        | 5        | 7        | 0        | 113       | 133       | 10         |
| Heaton Mersey 'A'    | 10        | 4        | 5        | 1        | 95        | 93        | 9          |
| Mellor 'A'           | 13        | 4        | 9        | 0        | 106       | 157       | 8          |
| Timperley 'A'        | 14        | 2        | 12       | 0        | 81        | 163       | 4          |

|                      | <u>GP</u> | <u>W</u> | <u>L</u> | <u>T</u> | <u>GF</u> | <u>GA</u> | <u>PTS</u> |
|----------------------|-----------|----------|----------|----------|-----------|-----------|------------|
| PREMIER DIVISION 3   |           |          |          |          |           |           |            |
| Rochdale             | 8         | 8        | 0        | 0        | 90        | 29        | 16         |
| Cheadle Hulme        | 7         | 6        | 1        | 0        | 78        | 41        | 12         |
| Liverpool            | 10        | 4        | 5        | 1        | 65        | 73        | 9          |
| Leeds                | 8         | 4        | 4        | 0        | 49        | 60        | 8          |
| City of Stoke        | 10        | 3        | 6        | 1        | 75        | 113       | 7          |
| Newcastle            | 7         | 2        | 5        | 0        | 47        | 44        | 4          |
| Sheffield University | 8         | 1        | 7        | 0        | 30        | 74        | 2          |
| Hull                 | 0         | 0        | 0        | 0        | 0         | 0         | 0          |
| Lincoln              | 0         | 0        | 0        | 0        | 0         | 0         | 0          |

|                          | <u>GP</u> | <u>W</u> | <u>L</u> | <u>T</u> | <u>GF</u> | <u>GA</u> | <u>PTS</u> |
|--------------------------|-----------|----------|----------|----------|-----------|-----------|------------|
| NORTH DIVISION 1         |           |          |          |          |           |           |            |
| Sheffield Steelers 'A'   | 14        | 9        | 4        | 1        | 173       | 111       | 19         |
| Cheadle 'B'              | 13        | 9        | 4        | 0        | 117       | 92        | 18         |
| Rochdale 'A'             | 10        | 8        | 1        | 1        | 102       | 53        | 17         |
| Wilmslow 'A'             | 13        | 5        | 5        | 3        | 92        | 74        | 13         |
| Norbury 'A'              | 13        | 5        | 7        | 1        | 119       | 133       | 11         |
| Poynton 'A'              | 9         | 5        | 4        | 0        | 67        | 62        | 10         |
| Manchester Waconians 'A' | 12        | 3        | 9        | 0        | 76        | 144       | 6          |
| Stockport 'B'            | 12        | 1        | 11       | 0        | 69        | 146       | 2          |

|                       | <u>GP</u> | <u>W</u> | <u>L</u> | <u>T</u> | <u>GF</u> | <u>GA</u> | <u>PTS</u> |
|-----------------------|-----------|----------|----------|----------|-----------|-----------|------------|
| NORTH DIVISION 2      |           |          |          |          |           |           |            |
| Mellor 'B'            | 14        | 10       | 3        | 1        | 169       | 126       | 21         |
| Heaton Mersey 'B'     | 12        | 8        | 3        | 1        | 153       | 116       | 17         |
| Brooklands Ex-'A'     | 10        | 6        | 4        | 0        | 104       | 85        | 12         |
| Cheadle 'C'           | 11        | 6        | 5        | 0        | 111       | 112       | 12         |
| Mellor 'C'            | 11        | 5        | 5        | 1        | 85        | 94        | 11         |
| Boardman & Eccles 'A' | 11        | 3        | 6        | 2        | 74        | 69        | 8          |
| Ashton                | 11        | 3        | 7        | 1        | 104       | 129       | 7          |
| Rochdale 'B'          | 12        | 2        | 10       | 0        | 69        | 138       | 4          |

*NEMLA suspended play between March 15-21, 2020 due to the COVID-19 coronavirus pandemic*



## 2021-22 NORTH OF ENGLAND MEN'S LACROSSE ASSOCIATION

| PREMIER DIVISION   | <u>GP</u> | <u>W</u> | <u>L</u> | <u>T</u> | <u>GF</u> | <u>GA</u> | <u>PTS</u> |
|--------------------|-----------|----------|----------|----------|-----------|-----------|------------|
| Cheadle            | 14        | 11       | 2        | 1        | 177       | 98        | 23         |
| Stockport          | 13        | 9        | 3        | 1        | 149       | 137       | 19         |
| Brooklands         | 14        | 9        | 5        | 0        | 166       | 127       | 18         |
| Heaton Mersey      | 12        | 8        | 3        | 1        | 145       | 90        | 17         |
| Poynton            | 14        | 6        | 8        | 0        | 142       | 143       | 12         |
| Mellor             | 12        | 5        | 7        | 0        | 142       | 151       | 10         |
| Timperley          | 14        | 2        | 11       | 1        | 80        | 165       | 5          |
| Sheffield Steelers | 13        | 0        | 11       | 2        | 96        | 186       | 2          |

| DIVISION 1           | <u>GP</u> | <u>W</u> | <u>L</u> | <u>T</u> | <u>GF</u> | <u>GA</u> | <u>PTS</u> |
|----------------------|-----------|----------|----------|----------|-----------|-----------|------------|
| Cheadle 'A'          | 16        | 14       | 1        | 1        | 192       | 96        | 29         |
| Norbury              | 16        | 14       | 1        | 1        | 179       | 93        | 29         |
| Heaton Mersey 'A'    | 16        | 11       | 5        | 0        | 158       | 136       | 22         |
| Brooklands 'A'       | 16        | 10       | 6        | 0        | 160       | 132       | 20         |
| Boardman & Eccles    | 15        | 8        | 7        | 0        | 112       | 109       | 16         |
| Stockport 'A'        | 16        | 5        | 11       | 0        | 106       | 158       | 10         |
| Mellor 'A'           | 15        | 4        | 11       | 0        | 126       | 145       | 8          |
| Wilmslow             | 16        | 2        | 13       | 1        | 102       | 185       | 5          |
| Manchester Waconians | 16        | 1        | 14       | 1        | 91        | 172       | 3          |

| DIVISION 2             | <u>GP</u> | <u>W</u> | <u>L</u> | <u>T</u> | <u>GF</u> | <u>GA</u> | <u>PTS</u> |
|------------------------|-----------|----------|----------|----------|-----------|-----------|------------|
| Rochdale               | 16        | 16       | 0        | 0        | 187       | 50        | 32         |
| Poynton 'A'            | 16        | 13       | 2        | 1        | 178       | 109       | 27         |
| Timperley 'A'          | 16        | 10       | 6        | 0        | 161       | 112       | 20         |
| Sheffield Steelers 'A' | 14        | 8        | 6        | 0        | 126       | 112       | 16         |
| Cheadle Hulme          | 16        | 7        | 8        | 1        | 101       | 122       | 15         |
| Liverpool              | 15        | 5        | 9        | 1        | 99        | 108       | 11         |
| Cheadle 'B'            | 16        | 5        | 10       | 1        | 94        | 147       | 11         |
| City of Stoke          | 14        | 2        | 12       | 0        | 86        | 154       | 4          |
| Leeds                  | 15        | 1        | 14       | 0        | 46        | 164       | 2          |

| DIVISION 3               | <u>GP</u> | <u>W</u> | <u>L</u> | <u>T</u> | <u>GF</u> | <u>GA</u> | <u>PTS</u> |
|--------------------------|-----------|----------|----------|----------|-----------|-----------|------------|
| Norbury 'A'              | 14        | 11       | 2        | 1        | 175       | 94        | 23         |
| Rochdale 'A'             | 15        | 11       | 4        | 0        | 141       | 113       | 22         |
| Stockport 'B'            | 16        | 10       | 5        | 1        | 134       | 104       | 21         |
| Heaton Mersey 'B'        | 16        | 9        | 7        | 0        | 132       | 142       | 18         |
| Mellor 'B'               | 16        | 8        | 8        | 0        | 164       | 124       | 16         |
| Cheadle 'C'              | 16        | 6        | 9        | 1        | 95        | 111       | 13         |
| Boardman & Eccles 'A'    | 16        | 6        | 10       | 0        | 95        | 146       | 12         |
| Ashton                   | 15        | 5        | 10       | 0        | 82        | 87        | 10         |
| Manchester Waconians 'A' | 16        | 2        | 13       | 1        | 52        | 149       | 5          |

## 2022-23 NORTH OF ENGLAND MEN'S LACROSSE ASSOCIATION

| PREMIER DIVISION | <u>GP</u> | <u>W</u> | <u>L</u> | <u>T</u> | <u>GF</u> | <u>GA</u> | <u>PTS</u> |
|------------------|-----------|----------|----------|----------|-----------|-----------|------------|
| Stockport*       | 14        | 10       | 3        | 1        | 161       | 116       | 21         |
| Cheadle          | 14        | 9        | 3        | 2        | 160       | 115       | 20         |
| Brooklands       | 14        | 9        | 4        | 1        | 151       | 92        | 19         |
| Heaton Mersey    | 14        | 7        | 5        | 2        | 163       | 133       | 16         |
| Mellor           | 14        | 9        | 5        | 0        | 157       | 127       | 16         |
| Poynton          | 14        | 6        | 6        | 2        | 142       | 162       | 14         |
| Timperley        | 14        | 1        | 13       | 0        | 72        | 164       | 2          |
| Wacsbury         | 14        | 1        | 13       | 0        | 85        | 182       | 2          |

| CHAMPIONSHIP       | <u>GP</u> | <u>W</u> | <u>L</u> | <u>T</u> | <u>GF</u> | <u>GA</u> | <u>PTS</u> |
|--------------------|-----------|----------|----------|----------|-----------|-----------|------------|
| Rochdale           | 17        | 16       | 1        | 0        | 195       | 73        | 32         |
| Sheffield Steelers | 17        | 15       | 2        | 0        | 231       | 82        | 30         |
| Boardman & Eccles  | 18        | 12       | 5        | 1        | 167       | 91        | 25         |
| Heaton Mersey 'A'  | 18        | 12       | 6        | 0        | 231       | 164       | 24         |
| Cheadle 'A'        | 18        | 9        | 8        | 1        | 179       | 186       | 19         |
| Stockport 'A'      | 18        | 8        | 10       | 0        | 156       | 188       | 16         |
| Brooklands 'A'     | 17        | 6        | 11       | 0        | 141       | 180       | 12         |
| Poynton 'A'        | 18        | 4        | 14       | 0        | 118       | 194       | 8          |
| Mellor 'A'         | 17        | 3        | 13       | 1        | 111       | 224       | 5          |
| Borders            | 18        | 1        | 16       | 1        | 50        | 197       | 3          |

| DIVISION 1             | <u>GP</u> | <u>W</u> | <u>L</u> | <u>T</u> | <u>GF</u> | <u>GA</u> | <u>PTS</u> |
|------------------------|-----------|----------|----------|----------|-----------|-----------|------------|
| Wilmslow               | 15        | 14       | 0        | 1        | 226       | 57        | 29         |
| Timperley 'A'          | 16        | 13       | 1        | 2        | 145       | 79        | 28         |
| Sheffield Steelers 'A' | 16        | 8        | 6        | 2        | 92        | 93        | 18         |
| Cheadle Hulme          | 16        | 8        | 7        | 1        | 162       | 126       | 17         |
| Wacsbury 'A'           | 16        | 7        | 9        | 0        | 135       | 134       | 14         |
| Heaton Mersey 'B'      | 15        | 5        | 8        | 2        | 108       | 157       | 12         |
| Leeds                  | 16        | 5        | 11       | 0        | 53        | 112       | 10         |
| Rochdale 'A'           | 15        | 5        | 10       | 0        | 90        | 175       | 10         |
| Stockport 'B'          | 15        | 1        | 14       | 0        | 73        | 151       | 2          |
| DIVISION 2             | <u>GP</u> | <u>W</u> | <u>L</u> | <u>T</u> | <u>GF</u> | <u>GA</u> | <u>PTS</u> |
| Cheadle 'B'            | 12        | 10       | 0        | 2        | 103       | 43        | 22         |
| Mellor 'B'             | 12        | 7        | 3        | 2        | 105       | 90        | 14         |
| Boardman & Eccles 'A'  | 12        | 6        | 5        | 1        | 78        | 95        | 13         |
| Brooklands Ex-'A'      | 12        | 4        | 6        | 2        | 85        | 102       | 10         |
| Cheadle 'C'            | 12        | 5        | 7        | 0        | 78        | 102       | 10         |
| Wacsbury 'B'           | 12        | 2        | 7        | 3        | 72        | 98        | 7          |
| Wilmslow 'A'           | 12        | 3        | 9        | 0        | 55        | 46        | 6          |
| Rochdale 'B'           | 0         | 0        | 0        | 0        | 0         | 0         | 0          |

## NORTH OF ENGLAND MEN'S LACROSSE ASSOCIATION – CHAMPIONS

### Division 1 Champion

|         |  |
|---------|--|
| 1895-96 | <b>Cheetham</b>                              |
| 1896-97 | <b>Stockport</b>                             |
| 1897-98 | <b>Stockport</b>                             |
| 1898-99 | <b>Albert Park</b>                           |
| 1899-00 | <b>Stockport</b>                             |
| 1900-01 | <b>Stockport</b>                             |
| 1901-02 | <b>Stockport</b>                             |
| 1902-03 | <b>Stockport</b>                             |
| 1903-04 | <b>South Manchester</b>                      |
| 1904-05 | <b>Heaton Mersey</b>                         |
| 1905-06 | <b>Stockport</b>                             |
| 1906-07 | <b>South Manchester</b>                      |
| 1907-08 | <b>South Manchester</b>                      |
| 1908-09 | <b>Stockport</b>                             |
| 1909-10 | <b>South Manchester</b>                      |
| 1910-11 | <b>Stockport</b>                             |
| 1911-12 | <b>Stockport</b>                             |
| 1912-13 | <b>Old Hulmeians</b>                         |
| 1913-14 | <b>Old Hulmeians</b>                         |
| 1914-15 | <i>no competition due to First World War</i> |
| 1915-16 | <i>no competition due to First World War</i> |
| 1916-17 | <i>no competition due to First World War</i> |
| 1917-18 | <i>no competition due to First World War</i> |
| 1918-19 | <i>no competition due to First World War</i> |
| 1919-20 | <b>South Manchester</b>                      |
| 1920-21 | <b>South Manchester</b>                      |
| 1921-22 | <b>Boardman</b>                              |
| 1922-23 | <b>Stockport</b>                             |
| 1923-24 | <b>Stockport</b>                             |
| 1924-25 | <b>Stockport</b>                             |
| 1925-26 | <b>Stockport</b>                             |
| 1926-27 | <b>Old Mancunians</b>                        |

### Division 2 Champion

|         |                            |
|---------|----------------------------|
| 1895-96 | <b>Eccles</b>              |
| 1896-97 | <b>Harrogate</b>           |
| 1897-98 | <b>Chorlton</b>            |
| 1898-99 | <b>Offerton</b>            |
| 1899-00 | <b>Offerton</b>            |
| 1900-01 | <b>Rochdale</b>            |
| 1901-02 | <b>Mauldeth</b>            |
| 1902-03 | <b>Monton</b>              |
| 1903-04 | <b>Old Hulmeians</b>       |
| 1904-05 | <b>Monton</b>              |
| 1905-06 | <b>Rochdale</b>            |
| 1906-07 | <b>Cheetham</b>            |
| 1907-08 | <b>University</b>          |
| 1908-09 | <b>Offerton</b>            |
| 1909-10 | <b>Manchester Southern</b> |
| 1910-11 | <b>Cheadle Hulme</b>       |
| 1911-12 | <b>Mauldeth</b>            |
| 1912-13 | <b>Boardman</b>            |
| 1913-14 | <b>Cheetham</b>            |

|         |  |
|---------|--|
| 1914-15 | <i>no competition due to First World War</i> |
| 1915-16 | <i>no competition due to First World War</i> |
| 1916-17 | <i>no competition due to First World War</i> |
| 1917-18 | <i>no competition due to First World War</i> |
| 1918-19 | <i>no competition due to First World War</i> |
| 1919-20 | <b>Chorlton</b>                              |
| 1920-21 | <b>Headingley</b>                            |
| 1921-22 | <b>Cheadle Hulme</b>                         |
| 1922-23 | <b>Disley</b>                                |
| 1923-24 | <b>Cheetham</b>                              |
| 1924-25 | <b>Cheadle Hulme</b>                         |
| 1925-26 | <b>Heaton Mersey Guild</b>                   |
| 1926-27 | <b>Chorlton</b>                              |

Division 3 Champion

|         |  |
|---------|--|
| 1895-96 | <b>Offerton</b>                              |
| 1896-97 | <b>Cheadle Hulme</b>                         |
| 1897-98 | <b>Rochdale</b>                              |
| 1898-99 | <b>Old Hulmeians</b>                         |
| 1899-00 | <b>Ashton</b>                                |
| 1900-01 | <b>Mauldeth</b>                              |
| 1901-02 | <b>Urmston</b>                               |
| 1902-03 | <b>Ashton</b>                                |
| 1903-04 | <b>Owens College</b>                         |
| 1904-05 | <b>Marple</b>                                |
| 1905-06 | <b>Oldham</b>                                |
| 1906-07 | <b>Crumpsall</b>                             |
| 1907-08 | <b>Cheadle Hulme</b>                         |
| 1908-09 | <b>Oldham</b>                                |
| 1909-10 | <b>Ashton</b>                                |
| 1910-11 | <b>Boardman</b>                              |
| 1911-12 | <b>Birch</b>                                 |
| 1912-13 | <b>Disley</b>                                |
| 1913-14 | <b>Heaton Mercy Guild</b>                    |
| 1914-15 | <i>no competition due to First World War</i> |
| 1915-16 | <i>no competition due to First World War</i> |
| 1916-17 | <i>no competition due to First World War</i> |
| 1917-18 | <i>no competition due to First World War</i> |
| 1918-19 | <i>no competition due to First World War</i> |
| 1919-20 | <b>Brooklands</b>                            |
| 1920-21 | <b>Blackley Park</b>                         |
| 1921-22 | <b>Heaton Norris</b>                         |
| 1922-23 | <b>Urmston</b>                               |
| 1923-24 | <b>Cheetham</b>                              |
| 1924-25 | <b>Cheadle Hulme</b>                         |
| 1925-26 | <b>Heaton Mercy Guild</b>                    |
| 1926-27 | <b>Chorlton</b>                              |

|         |                            |
|---------|----------------------------|
|         | <u>Division 4 Champion</u> |
| 1895-96 | <b>Cheadle Hulme</b>       |
| 1896-97 | <b>Ashton</b>              |
| 1897-98 | <b>Blackley Park</b>       |
| 1898-99 | <b>Oldham</b>              |
| 1899-00 | <i>no decision</i>         |
| 1900-01 | <i>no decision</i>         |
| 1901-02 | <i>no decision</i>         |
| 1902-03 | <i>no decision</i>         |
| 1903-04 | <i>no decision</i>         |
| 1904-05 | <b>Cheetham 'A'</b>        |
| 1905-06 | <b>Prestwich</b>           |
| 1906-07 | <b>Headingley</b>          |
| 1907-08 | <b>Osborne</b>             |
| 1908-09 | <b>Cheadle Heath</b>       |
| 1909-10 | <b>Boardman</b>            |
| 1910-11 | <b>Heaton Mercy Guild</b>  |
| 1911-12 | <b>Disley</b>              |
| 1912-13 | <b>Barton Hall</b>         |
| 1913-14 | <b>Roundhay</b>            |

|         |                             |                              |
|---------|-----------------------------|------------------------------|
|         | <u>Premiership Champion</u> | <u>Championship Champion</u> |
| 2010-11 | <b>Stockport</b>            | <b>Boardman &amp; Eccles</b> |
| 2011-12 | <b>Stockport</b>            | <b>Mellor</b>                |
| 2012-13 | <b>Stockport</b>            | <b>Brooklands</b>            |
| 2013-14 | <b>Cheadle</b>              | <b>Sheffield Steelers</b>    |
| 2014-15 | <b>Cheadle</b>              | <b>Wilmslow</b>              |
| 2015-16 | <b>Stockport</b>            | <b>Stockport 'A'</b>         |
| 2016-17 | <b>Cheadle</b>              | <b>Stockport 'A'</b>         |

|         |                           |                           |                           |
|---------|---------------------------|---------------------------|---------------------------|
|         | <u>Premier 1 Champion</u> | <u>Premier 2 Champion</u> | <u>Premier 3 Champion</u> |
| 2017-18 | <b>Poynton</b>            | <b>Rochdale</b>           | <b>Leeds</b>              |
| 2018-19 | <b>Cheadle</b>            | <b>Mellor</b>             | <b>Wilmslow</b>           |
| 2019-20 | <i>no decision</i>        |                           |                           |
| 2020-21 | <i>no decision</i>        |                           |                           |

|         |                          |                         |                                 |
|---------|--------------------------|-------------------------|---------------------------------|
|         | <u>North 1 Champion</u>  | <u>North 2 Champion</u> | <u>North 3 Champion</u>         |
| 2010-11 | <b>Cheadle 'A'</b>       | <b>Stockport 'B'</b>    | <b>Waconians Guild</b>          |
| 2011-12 | <b>Stockport 'A'</b>     | <b>Cheadle 'B'</b>      | <b>Norbury 'A'</b>              |
| 2012-13 | <b>Cheadle 'A'</b>       | <b>Timperley 'B'</b>    | <b>Wilmslow 'A'</b>             |
| 2013-14 | <b>Cheadle 'A'</b>       | <b>Cheadle 'B'</b>      | <b>Cheadle 'C'</b>              |
| 2014-15 | <b>Heaton Mersey 'A'</b> | <b>Cheadle 'B'</b>      | <b>Cheadle 'B'</b>              |
| 2015-16 | <b>Heaton Mersey 'B'</b> | <b>Poynton 'B'</b>      | <b>Cheadle</b>                  |
| 2016-17 | <b>Mellor 'A'</b>        | <b>Mellor 'B'</b>       | <i>none</i>                     |
| 2017-18 | <b>Cheadle 'A'</b>       | <b>Brooklands 'A'</b>   | <b>Manchester Waconians 'A'</b> |
| 2018-19 | <b>Cheadle 'A'</b>       | <b>Wimslow 'A'</b>      | <b>Manchester Waconians 'A'</b> |
| 2019-20 | <i>no decision</i>       |                         |                                 |
| 2020-21 | <i>no decision</i>       |                         |                                 |

|         |                         |                            |                            |
|---------|-------------------------|----------------------------|----------------------------|
|         | <u>Premier Champion</u> | <u>Division 1 Champion</u> | <u>Division 2 Champion</u> |
| 2021-22 | <b>Cheadle</b>          | <b>Cheadle 'A'</b>         | <b>Rochdale</b>            |

|         |                         |                              |                            |
|---------|-------------------------|------------------------------|----------------------------|
|         | <u>Premier Champion</u> | <u>Championship Champion</u> | <u>Division 1 Champion</u> |
| 2022-23 | <b>Stockport</b>        | <b>Rochdale</b>              | <b>Wilmslow</b>            |

## ASHTON

|          |                         | <u>DIV</u> | <u>GP</u> | <u>W</u> | <u>L</u> | <u>T</u> | <u>GF</u> | <u>GA</u> | <u>PTS</u> |
|----------|-------------------------|------------|-----------|----------|----------|----------|-----------|-----------|------------|
| 2010-11  | Ashton                  | Chmp 1     | 14        | 0        | 14       | 0        | 32        | 201       | 14         |
| 2011-12  | Ashton                  | Chmp 2A    | 12        | 9        | 3        | 0        | 102       | 67        | 30         |
| 2012-13  | Ashton                  | Chmp 1     | 13        | 0        | 13       | 0        | 30        | 221       | 13         |
| 2013-14  | Ashton                  | Chmp 2A    | 12        | 2        | 8        | 2        | 84        | 110       | 18         |
| 2014-15  | Ashton                  | Chmp 2A    | 16        | 9        | 7        | 0        | 155       | 124       | 34         |
| 2015-16  | Ashton                  | Chmp 2A    | 5         | 3        | 2        | 0        | 54        | 38        | 11         |
| 2015-16  | Ashton                  | Chmp 2H    | 10        | 2        | 8        | 0        | 38        | 73        | 14         |
| 2016-17  | Ashton                  | Chmp 2B    | 5         | 1        | 4        | 0        | 26        | 49        | 7          |
| 2016-17  | Ashton                  | Chmp 2L    | 10        | 7        | 3        | 0        | 70        | 49        | 23         |
| 2017-18  | Ashton                  | Premier 3  | 13        | 6        | 6        | 1        | 84        | 92        | 9          |
| 2018-19  | Ashton                  | Premier 3  | 14        | 1        | 13       | 0        | 33        | 98        | -4         |
| 2019-20* | Ashton                  | North 2    | 11        | 3        | 7        | 1        | 104       | 129       | 7          |
| 2020-21  | <i>season cancelled</i> |            |           |          |          |          |           |           |            |
| 2021-22  | Ashton                  | Div 3      | 15        | 5        | 10       | 0        | 82        | 87        | 10         |

## ASHTON 'A'

|         |            | <u>DIV</u> | <u>GP</u> | <u>W</u> | <u>L</u> | <u>T</u> | <u>GF</u> | <u>GA</u> | <u>PTS</u> |
|---------|------------|------------|-----------|----------|----------|----------|-----------|-----------|------------|
| 2010-11 | Ashton 'A' | North 3    | 14        | 1        | 12       | 1        | 76        | 165       | 17         |
| 2011-12 | Ashton 'A' | North 3    | 16        | 8        | 8        | 0        | 109       | 151       | 32         |
| 2012-13 | Ashton 'A' | North 3    | 16        | 7        | 9        | 0        | 123       | 128       | 30         |
| 2013-14 | Ashton 'A' | North 3    | 18        | 8        | 8        | 2        | 104       | 129       | 36         |
| 2015-16 | Ashton 'A' | North 2    | 16        | 7        | 9        | 0        | 72        | 129       | 30         |
| 2016-17 | Ashton 'A' | North 2    | 14        | 4        | 10       | 0        | 79        | 134       | 21         |
| 2017-18 | Ashton 'A' | North 3    | 14        | 5        | 9        | 0        | 29        | 36        | -6         |

## BOARDMAN & ECCLES

|          |                         | <u>DIV</u> | <u>GP</u> | <u>W</u> | <u>L</u> | <u>T</u> | <u>GF</u> | <u>GA</u> | <u>PTS</u> |
|----------|-------------------------|------------|-----------|----------|----------|----------|-----------|-----------|------------|
| 2010-11  | Boardman & Eccles       | Chmp 1     | 14        | 13       | 1        | 0        | 176       | 67        | 40         |
| 2011-12  | Boardman & Eccles       | Premier    | 17        | 6        | 11       | 0        | 145       | 187       | 29         |
| 2012-13  | Boardman & Eccles       | Premier    | 18        | 6        | 12       | 0        | 137       | 195       | 30         |
| 2013-14  | Boardman & Eccles       | Premier    | 14        | 1        | 12       | 1        | 69        | 191       | 17         |
| 2014-15  | Boardman & Eccles       | Chmp 1     | 17        | 7        | 8        | 2        | 143       | 127       | 33         |
| 2015-16  | Boardman & Eccles       | Chmp 1     | 20        | 11       | 9        | 0        | 163       | 90        | 42         |
| 2016-17  | Boardman & Eccles       | Chmp 1     | 18        | 13       | 5        | 0        | 173       | 118       | 44         |
| 2017-18  | Boardman & Eccles       | Premier 2  | 12        | 9        | 3        | 0        | 103       | 46        | 18         |
| 2018-19  | Boardman & Eccles       | Premier 2  | 14        | 10       | 3        | 1        | 122       | 92        | 21         |
| 2019-20* | Boardman & Eccles       | Premier 2  | 15        | 5        | 9        | 1        | 111       | 122       | 11         |
| 2020-21  | <i>season cancelled</i> |            |           |          |          |          |           |           |            |
| 2021-22  | Boardman & Eccles       | Div 1      | 15        | 8        | 7        | 0        | 112       | 109       | 16         |
| 2022-23  | Boardman & Eccles       | Chmp       | 18        | 12       | 5        | 1        | 167       | 91        | 25         |

## BOARDMAN & ECCLES 'A'

|          |                         | <u>DIV</u> | <u>GP</u> | <u>W</u> | <u>L</u> | <u>T</u> | <u>GF</u> | <u>GA</u> | <u>PTS</u> |
|----------|-------------------------|------------|-----------|----------|----------|----------|-----------|-----------|------------|
| 2010-11  | Boardman & Eccles 'A'   | North 2    | 17        | 11       | 6        | 0        | 149       | 132       | 39         |
| 2011-12  | Boardman & Eccles 'A'   | North 1    | 18        | 1        | 17       | 0        | 73        | 239       | 20         |
| 2012-13  | Boardman & Eccles 'A'   | North 1    | 18        | 2        | 16       | 0        | 86        | 256       | 22         |
| 2013-14  | Boardman & Eccles 'A'   | North 1    | 18        | 0        | 17       | 1        | 63        | 258       | 19         |
| 2014-15  | Boardman & Eccles 'A'   | North 2    | 18        | 12       | 4        | 2        | 136       | 110       | 44         |
| 2014-15  | Boardman & Eccles 'A'   | North 3    | 18        | 12       | 4        | 2        | 136       | 110       | 44         |
| 2015-16  | Boardman & Eccles 'A'   | North 1    | 18        | 3        | 13       | 2        | 75        | 116       | 26         |
| 2016-17  | Boardman & Eccles 'A'   | North 1    | 18        | 5        | 12       | 1        | 146       | 226       | 29         |
| 2017-18  | Boardman & Eccles 'A'   | North 3    | 13        | 6        | 7        | 0        | 103       | 77        | 4          |
| 2018-19  | Boardman & Eccles 'A'   | North 2    | 12        | 2        | 10       | 0        | 101       | 157       | 4          |
| 2019-20* | Boardman & Eccles 'A'   | North 2    | 11        | 3        | 6        | 2        | 74        | 69        | 8          |
| 2020-21  | <i>season cancelled</i> |            |           |          |          |          |           |           |            |
| 2021-22  | Boardman & Eccles 'A'   | Div 3      | 16        | 6        | 10       | 0        | 95        | 146       | 12         |
| 2022-23  | Boardman & Eccles 'A'   | Div 2      | 12        | 6        | 5        | 1        | 78        | 95        | 13         |

## BORDERS

|         |         | <u>DIV</u> | <u>GP</u> | <u>W</u> | <u>L</u> | <u>T</u> | <u>GF</u> | <u>GA</u> | <u>PTS</u> |
|---------|---------|------------|-----------|----------|----------|----------|-----------|-----------|------------|
| 2022-23 | Borders | Chmp       | 18        | 1        | 16       | 1        | 50        | 197       | 3          |

**BOARDMAN & ECCLES 'B'**

|         |                       | <u>DIV</u> | <u>GP</u> | <u>W</u> | <u>L</u> | <u>T</u> | <u>GF</u> | <u>GA</u> | <u>PTS</u> |
|---------|-----------------------|------------|-----------|----------|----------|----------|-----------|-----------|------------|
| 2011-12 | Boardman & Eccles 'B' | North 3    | 16        | 3        | 13       | 0        | 90        | 165       | 21         |
| 2012-13 | Boardman & Eccles 'B' | North 3    | 16        | 3        | 12       | 1        | 91        | 150       | 23         |
| 2013-14 | Boardman & Eccles 'B' | North 3    | 18        | 6        | 12       | 0        | 84        | 78        | 30         |
| 2015-16 | Boardman & Eccles 'B' | North 2    | 0         | 0        | 0        | 0        | 0         | 0         | 0          |

**BROOKLANDS**

|          |                         | <u>DIV</u> | <u>GP</u> | <u>W</u> | <u>L</u> | <u>T</u> | <u>GF</u> | <u>GA</u> | <u>PTS</u> |
|----------|-------------------------|------------|-----------|----------|----------|----------|-----------|-----------|------------|
| 2011-12  | Brooklands              | Chmp 1     | 14        | 10       | 3        | 1        | 213       | 72        | 35         |
| 2012-13  | Brooklands              | Chmp 1     | 13        | 13       | 0        | 0        | 221       | 62        | 39         |
| 2013-14  | Brooklands              | Chmp 1     | 14        | 10       | 4        | 0        | 201       | 139       | 34         |
| 2010-11  | Brooklands              | Premier    | 18        | 1        | 16       | 1        | 113       | 231       | 21         |
| 2014-15  | Brooklands              | Premier    | 17        | 4        | 13       | 0        | 105       | 218       | 25         |
| 2015-16  | Brooklands              | Premier    | 18        | 7        | 11       | 0        | 147       | 218       | 32         |
| 2016-17  | Brooklands              | Premier    | 18        | 8        | 10       | 0        | 159       | 156       | 34         |
| 2017-18  | Brooklands              | Premier 1  | 14        | 5        | 7        | 2        | 121       | 135       | 12         |
| 2018-19  | Brooklands              | Premier 1  | 10        | 2        | 8        | 0        | 72        | 99        | 4          |
| 2019-20* | Brooklands              | Premier 1  | 13        | 7        | 4        | 2        | 140       | 115       | 16         |
| 2020-21  | <i>season cancelled</i> |            |           |          |          |          |           |           |            |
| 2021-22  | Brooklands              | Premier 1  | 14        | 9        | 5        | 0        | 166       | 127       | 18         |
| 2022-23  | Brooklands              | Premier    | 14        | 9        | 4        | 1        | 151       | 92        | 19         |

**BROOKLANDS 'A'**

|          |                         | <u>DIV</u> | <u>GP</u> | <u>W</u> | <u>L</u> | <u>T</u> | <u>GF</u> | <u>GA</u> | <u>PTS</u> |
|----------|-------------------------|------------|-----------|----------|----------|----------|-----------|-----------|------------|
| 2010-11  | Brooklands 'A'          | North 1    | 16        | 9        | 5        | 2        | 155       | 123       | 36         |
| 2011-12  | Brooklands 'A'          | North 1    | 17        | 8        | 8        | 1        | 148       | 168       | 34         |
| 2012-13  | Brooklands 'A'          | North 1    | 18        | 10       | 7        | 1        | 168       | 170       | 39         |
| 2013-14  | Brooklands 'A'          | North 1    | 18        | 8        | 10       | 0        | 151       | 211       | 34         |
| 2014-15  | Brooklands 'A'          | North 1    | 18        | 4        | 13       | 1        | 122       | 178       | 27         |
| 2015-16  | Brooklands 'A'          | Chmp 2H    | 10        | 9        | 1        | 0        | 102       | 80        | 28         |
| 2015-16  | Brooklands 'A'          | Chmp 2B    | 5         | 3        | 2        | 0        | 83        | 32        | 11         |
| 2016-17  | Brooklands 'A'          | Chmp 1     | 18        | 5        | 13       | 0        | 143       | 215       | 28         |
| 2017-18  | Brooklands 'A'          | North 2    | 14        | 13       | 1        | 0        | 188       | 66        | 26         |
| 2018-19  | Brooklands 'A'          | North 1    | 12        | 4        | 7        | 1        | 121       | 131       | 9          |
| 2019-20* | Brooklands 'A'          | Premier 2  | 14        | 10       | 4        | 0        | 181       | 104       | 20         |
| 2020-21  | <i>season cancelled</i> |            |           |          |          |          |           |           |            |
| 2021-22  | Brooklands 'A'          | Div 1      | 16        | 10       | 6        | 0        | 160       | 132       | 20         |
| 2022-23  | Brooklands 'A'          | Chmp       | 17        | 6        | 11       | 0        | 141       | 180       | 12         |

**BROOKLANDS 'B'**

|         |                | <u>DIV</u> | <u>GP</u> | <u>W</u> | <u>L</u> | <u>T</u> | <u>GF</u> | <u>GA</u> | <u>PTS</u> |
|---------|----------------|------------|-----------|----------|----------|----------|-----------|-----------|------------|
| 2010-11 | Brooklands 'B' | North 3    | 14        | 3        | 10       | 1        | 93        | 148       | 21         |
| 2011-12 | Brooklands 'B' | North 3    | 16        | 6        | 8        | 2        | 139       | 154       | 30         |
| 2012-13 | Brooklands 'B' | North 3    | 16        | 7        | 8        | 1        | 99        | 157       | 31         |

**BROOKLANDS EX-'A'**

|          |                   | <u>DIV</u> | <u>GP</u> | <u>W</u> | <u>L</u> | <u>T</u> | <u>GF</u> | <u>GA</u> | <u>PTS</u> |
|----------|-------------------|------------|-----------|----------|----------|----------|-----------|-----------|------------|
| 2010-11  | Brooklands Ex-'A' | North 2    | 16        | 6        | 10       | 0        | 91        | 130       | 28         |
| 2011-12  | Brooklands Ex-'A' | North 2    | 16        | 13       | 3        | 0        | 186       | 116       | 42         |
| 2012-13  | Brooklands Ex-'A' | North 2    | 16        | 4        | 10       | 2        | 116       | 161       | 26         |
| 2013-14  | Brooklands Ex-'A' | North 2    | 18        | 0        | 18       | 0        | 23        | 222       | 18         |
| 2015-16  | Brooklands Ex-'A' | North 2    | 16        | 9        | 7        | 0        | 86        | 75        | 34         |
| 2016-17  | Brooklands Ex-'A' | North 2    | 14        | 12       | 1        | 1        | 89        | 56        | 39         |
| 2017-18  | Brooklands Ex-'A' | North 3    | 14        | 6        | 8        | 0        | 64        | 88        | 12         |
| 2018-19  | Brooklands Ex-'A' | North 3    | 12        | 7        | 4        | 1        | 95        | 90        | 15         |
| 2019-20* | Brooklands Ex-'A' | North 2    | 10        | 6        | 4        | 0        | 104       | 85        | 12         |
| 2022-23  | Brooklands Ex-'A' | Div 2      | 12        | 4        | 6        | 2        | 85        | 102       | 10         |

**CHEADLE**

|          |                         | <u>DIV</u> | <u>GP</u> | <u>W</u> | <u>L</u> | <u>T</u> | <u>GF</u> | <u>GA</u> | <u>PTS</u> |  |
|----------|-------------------------|------------|-----------|----------|----------|----------|-----------|-----------|------------|--|
| 2010-11  | Cheadle                 | Premier    | 18        | 13       | 3        | 2        | 224       | 112       | 46         |  |
| 2011-12  | Cheadle                 | Premier    | 18        | 14       | 4        | 0        | 258       | 126       | 46         |  |
| 2012-13  | Cheadle                 | Premier    | 18        | 15       | 2        | 1        | 238       | 111       | 49         |  |
| 2013-14  | Cheadle                 | Premier    | 14        | 14       | 0        | 0        | 216       | 88        | 42         |  |
| 2014-15  | Cheadle                 | Premier    | 17        | 14       | 2        | 1        | 220       | 110       | 46         |  |
| 2015-16  | Cheadle                 | Premier    | 18        | 14       | 4        | 0        | 210       | 118       | 46         |  |
| 2016-17  | Cheadle                 | Premier    | 18        | 18       | 0        | 0        | 274       | 94        | 54         |  |
| 2017-18  | Cheadle                 | Premier 1  | 14        | 9        | 3        | 2        | 133       | 82        | 20         |  |
| 2018-19  | Cheadle                 | Premier 1  | 10        | 9        | 1        | 0        | 92        | 55        | 18         |  |
| 2019-20* | Cheadle                 | Premier 1  | 13        | 13       | 0        | 0        | 203       | 54        | 26         |  |
| 2020-21  | <i>season cancelled</i> |            |           |          |          |          |           |           |            |  |
| 2021-22  | Cheadle                 | Premier 1  | 14        | 11       | 2        | 1        | 177       | 98        | 23         |  |
| 2022-23  | Cheadle                 | Premier    | 14        | 9        | 3        | 2        | 160       | 115       | 20         |  |

**CHEADLE 'A'**

|          |                         | <u>DIV</u> | <u>GP</u> | <u>W</u> | <u>L</u> | <u>T</u> | <u>GF</u> | <u>GA</u> | <u>PTS</u> |  |
|----------|-------------------------|------------|-----------|----------|----------|----------|-----------|-----------|------------|--|
| 2010-11  | Cheadle 'A'             | North 1    | 16        | 14       | 2        | 0        | 185       | 89        | 44         |  |
| 2011-12  | Cheadle 'A'             | North 1    | 17        | 15       | 1        | 1        | 218       | 103       | 48         |  |
| 2012-13  | Cheadle 'A'             | North 1    | 18        | 16       | 2        | 0        | 241       | 88        | 50         |  |
| 2013-14  | Cheadle 'A'             | North 1    | 18        | 17       | 1        | 0        | 250       | 98        | 52         |  |
| 2014-15  | Cheadle 'A'             | North 1    | 18        | 14       | 1        | 3        | 301       | 117       | 49         |  |
| 2015-16  | Cheadle 'A'             | Chmp 1     | 20        | 7        | 13       | 0        | 138       | 166       | 34         |  |
| 2016-17  | Cheadle 'A'             | Chmp 1     | 18        | 13       | 5        | 0        | 203       | 142       | 44         |  |
| 2017-18  | Cheadle 'A'             | North 1    | 13        | 12       | 0        | 1        | 108       | 55        | 25         |  |
| 2018-19  | Cheadle 'A'             | North 1    | 12        | 12       | 0        | 0        | 169       | 69        | 24         |  |
| 2019-20* | Cheadle 'A'             | Premier 2  | 13        | 11       | 1        | 1        | 138       | 78        | 23         |  |
| 2020-21  | <i>season cancelled</i> |            |           |          |          |          |           |           |            |  |
| 2021-22  | Cheadle 'A'             | Div 1      | 16        | 14       | 1        | 1        | 192       | 96        | 29         |  |
| 2022-23  | Cheadle 'A'             | Chmp       | 18        | 9        | 8        | 1        | 179       | 186       | 19         |  |

**CHEADLE 'B'**

|          |                         | <u>DIV</u> | <u>GP</u> | <u>W</u> | <u>L</u> | <u>T</u> | <u>GF</u> | <u>GA</u> | <u>PTS</u> |  |
|----------|-------------------------|------------|-----------|----------|----------|----------|-----------|-----------|------------|--|
| 2010-11  | Cheadle 'B'             | North 2    | 18        | 16       | 2        | 0        | 244       | 105       | 50         |  |
| 2011-12  | Cheadle 'B'             | North 2    | 16        | 13       | 3        | 0        | 172       | 113       | 42         |  |
| 2012-13  | Cheadle 'B'             | North 2    | 16        | 7        | 8        | 1        | 107       | 136       | 31         |  |
| 2013-14  | Cheadle 'B'             | North 2    | 18        | 15       | 2        | 1        | 252       | 103       | 49         |  |
| 2014-15  | Cheadle 'B'             | North 2    | 18        | 17       | 1        | 0        | 203       | 79        | 52         |  |
| 2014-15  | Cheadle 'B'             | North 3    | 18        | 17       | 1        | 0        | 203       | 79        | 52         |  |
| 2015-16  | Cheadle 'B'             | North 1    | 18        | 5        | 12       | 1        | 91        | 119       | 29         |  |
| 2016-17  | Cheadle 'B'             | North 1    | 18        | 12       | 6        | 0        | 176       | 137       | 41         |  |
| 2017-18  | Cheadle 'B'             | North 2    | 13        | 8        | 3        | 2        | 102       | 76        | 18         |  |
| 2018-19  | Cheadle 'B'             | North 2    | 12        | 9        | 3        | 0        | 149       | 83        | 18         |  |
| 2019-20* | Cheadle 'B'             | North 1    | 13        | 9        | 4        | 0        | 117       | 92        | 18         |  |
| 2020-21  | <i>season cancelled</i> |            |           |          |          |          |           |           |            |  |
| 2021-22  | Cheadle 'B'             | Div 2      | 16        | 5        | 10       | 1        | 94        | 147       | 11         |  |
| 2022-23  | Cheadle 'B'             | Div 2      | 12        | 10       | 0        | 2        | 103       | 43        | 22         |  |

**CHEADLE 'C'**

|          |                         | <u>DIV</u> | <u>GP</u> | <u>W</u> | <u>L</u> | <u>T</u> | <u>GF</u> | <u>GA</u> | <u>PTS</u> |  |
|----------|-------------------------|------------|-----------|----------|----------|----------|-----------|-----------|------------|--|
| 2010-11  | Cheadle 'C'             | Chmp 1     | 14        | 7        | 7        | 0        | 144       | 129       | 28         |  |
| 2011-12  | Cheadle 'C'             | Chmp 1     | 14        | 5        | 9        | 0        | 98        | 156       | 24         |  |
| 2012-13  | Cheadle 'C'             | Chmp 1     | 13        | 3        | 10       | 0        | 88        | 142       | 19         |  |
| 2012-13  | Cheadle 'C'             | North 3    | 14        | 4        | 9        | 1        | 56        | 122       | 23         |  |
| 2013-14  | Cheadle 'C'             | North 3    | 18        | 16       | 1        | 1        | 144       | 95        | 51         |  |
| 2013-14  | Cheadle 'C'             | North 3    | 18        | 9        | 9        | 0        | 98        | 92        | 36         |  |
| 2015-16  | Cheadle 'C'             | North 2    | 16        | 9        | 7        | 0        | 70        | 66        | 34         |  |
| 2016-17  | Cheadle 'C'             | North 2    | 14        | 5        | 8        | 1        | 47        | 41        | 19         |  |
| 2017-18  | Cheadle 'C'             | North 3    | 13        | 6        | 7        | 0        | 47        | 62        | 8          |  |
| 2018-19  | Cheadle 'C'             | North 3    | 12        | 3        | 8        | 1        | 69        | 132       | 7          |  |
| 2019-20* | Cheadle 'C'             | North 2    | 11        | 6        | 5        | 0        | 111       | 112       | 12         |  |
| 2020-21  | <i>season cancelled</i> |            |           |          |          |          |           |           |            |  |
| 2021-22  | Cheadle 'C'             | Div 3      | 16        | 6        | 9        | 1        | 95        | 111       | 13         |  |



|         |             |       |    |   |   |   |    |     |    |
|---------|-------------|-------|----|---|---|---|----|-----|----|
| 2022-23 | Cheadle 'C' | Div 2 | 12 | 5 | 7 | 0 | 78 | 102 | 10 |
|---------|-------------|-------|----|---|---|---|----|-----|----|

### CHEADLE HULME

|          |                         | <u>DIV</u> | <u>GP</u> | <u>W</u> | <u>L</u> | <u>T</u> | <u>GF</u> | <u>GA</u> | <u>PTS</u> |  |
|----------|-------------------------|------------|-----------|----------|----------|----------|-----------|-----------|------------|--|
| 2010-11  | Cheadle Hulme           | Chmp 1     | 14        | 3        | 11       | 0        | 84        | 167       | 20         |  |
| 2011-12  | Cheadle Hulme           | Chmp 2A    | 11        | 6        | 5        | 0        | 120       | 67        | 18         |  |
| 2012-13  | Cheadle Hulme           | Chmp 2A    | 12        | 11       | 1        | 0        | 167       | 61        | 34         |  |
| 2013-14  | Cheadle Hulme           | Chmp 2A    | 12        | 9        | 3        | 0        | 153       | 66        | 30         |  |
| 2014-15  | Cheadle Hulme           | Chmp 1     | 17        | 0        | 17       | 0        | 30        | 220       | 17         |  |
| 2015-16  | Cheadle Hulme           | Chmp 2A    | 5         | 2        | 3        | 0        | 30        | 42        | 9          |  |
| 2015-16  | Cheadle Hulme           | Chmp 2L    | 8         | 4        | 4        | 0        | 62        | 28        | 16         |  |
| 2016-17  | Cheadle Hulme           | Chmp 2H    | 10        | 1        | 9        | 0        | 14        | 74        | 8          |  |
| 2016-17  | Cheadle Hulme           | Chmp 2B    | 5         | 2        | 2        | 1        | 39        | 45        | 10         |  |
| 2017-18  | Cheadle Hulme           | Premier 3  | 13        | 4        | 9        | 0        | 54        | 77        | 2          |  |
| 2018-19  | Cheadle Hulme           | Premier 3  | 14        | 9        | 5        | 0        | 69        | 54        | 12         |  |
| 2019-20* | Cheadle Hulme           | Premier 3  | 7         | 6        | 1        | 0        | 78        | 41        | 12         |  |
| 2020-21  | <i>season cancelled</i> |            |           |          |          |          |           |           |            |  |
| 2021-22  | Cheadle Hulme           | Div 2      | 16        | 7        | 8        | 1        | 101       | 122       | 15         |  |
| 2022-23  | Cheadle Hulme           | Div 1      | 16        | 8        | 7        | 1        | 162       | 126       | 17         |  |

### CHEADLE HULME 'A'

|         |                   | <u>DIV</u> | <u>GP</u> | <u>W</u> | <u>L</u> | <u>T</u> | <u>GF</u> | <u>GA</u> | <u>PTS</u> |
|---------|-------------------|------------|-----------|----------|----------|----------|-----------|-----------|------------|
| 2010-11 | Cheadle Hulme 'A' | North 3    | 14        | 4        | 10       | 0        | 84        | 132       | 22         |
| 2011-12 | Cheadle Hulme 'A' | North 3    | 15        | 8        | 7        | 0        | 96        | 83        | 24         |
| 2013-14 | Cheadle Hulme 'A' | North 3    | 18        | 4        | 14       | 0        | 58        | 92        | 26         |
| 2015-16 | Cheadle Hulme 'A' | North 2    | 16        | 4        | 12       | 0        | 94        | 106       | 24         |
| 2016-17 | Cheadle Hulme 'A' | North 2    | 14        | 3        | 11       | 0        | 15        | 41        | 13         |

### CHESTER

|         |         | <u>DIV</u> | <u>GP</u> | <u>W</u> | <u>L</u> | <u>T</u> | <u>GF</u> | <u>GA</u> | <u>PTS</u> |
|---------|---------|------------|-----------|----------|----------|----------|-----------|-----------|------------|
| 2010-11 | Chester | Chmp 2A    | 12        | 1        | 10       | 1        | 47        | 119       | 15         |
| 2011-12 | Chester | Chmp 2A    | 10        | 0        | 10       | 0        | 32        | 171       | 9          |

### DURHAM

|         |        | <u>DIV</u> | <u>GP</u> | <u>W</u> | <u>L</u> | <u>T</u> | <u>GF</u> | <u>GA</u> | <u>PTS</u> |
|---------|--------|------------|-----------|----------|----------|----------|-----------|-----------|------------|
| 2015-16 | Durham | Chmp 1     | 20        | 6        | 14       | 0        | 103       | 151       | 32         |

### HEATON MERSEY

|          |                         | <u>DIV</u> | <u>GP</u> | <u>W</u> | <u>L</u> | <u>T</u> | <u>GF</u> | <u>GA</u> | <u>PTS</u> |  |
|----------|-------------------------|------------|-----------|----------|----------|----------|-----------|-----------|------------|--|
| 2010-11  | Heaton Mersey           | Premier    | 18        | 14       | 2        | 2        | 228       | 133       | 48         |  |
| 2011-12  | Heaton Mersey           | Premier    | 16        | 10       | 4        | 2        | 173       | 130       | 36         |  |
| 2012-13  | Heaton Mersey           | Premier    | 18        | 12       | 6        | 0        | 183       | 171       | 42         |  |
| 2013-14  | Heaton Mersey           | Premier    | 14        | 5        | 9        | 0        | 119       | 153       | 24         |  |
| 2014-15  | Heaton Mersey           | Premier    | 17        | 11       | 6        | 0        | 174       | 123       | 39         |  |
| 2015-16  | Heaton Mersey           | Premier    | 18        | 9        | 9        | 0        | 185       | 144       | 36         |  |
| 2016-17  | Heaton Mersey           | Premier    | 17        | 12       | 4        | 1        | 218       | 128       | 42         |  |
| 2017-18  | Heaton Mersey           | Premier 1  | 14        | 8        | 3        | 3        | 139       | 106       | 19         |  |
| 2018-19  | Heaton Mersey           | Premier 1  | 10        | 4        | 4        | 2        | 84        | 75        | 10         |  |
| 2019-20* | Heaton Mersey           | Premier 1  | 14        | 10       | 3        | 1        | 152       | 96        | 21         |  |
| 2020-21  | <i>season cancelled</i> |            |           |          |          |          |           |           |            |  |
| 2021-22  | Heaton Mersey           | Premier 1  | 12        | 8        | 3        | 1        | 145       | 90        | 17         |  |
| 2022-23  | Heaton Mersey           | Premier    | 14        | 7        | 5        | 2        | 163       | 133       | 16         |  |

**HEATON MERSEY 'A'**

|          |                         | <u>DIV</u> | <u>GP</u> | <u>W</u> | <u>L</u> | <u>T</u> | <u>GF</u> | <u>GA</u> | <u>PTS</u> |  |
|----------|-------------------------|------------|-----------|----------|----------|----------|-----------|-----------|------------|--|
| 2010-11  | Heaton Mersey 'A'       | North 1    | 15        | 11       | 3        | 1        | 180       | 104       | 38         |  |
| 2011-12  | Heaton Mersey 'A'       | North 1    | 18        | 10       | 5        | 3        | 163       | 93        | 38         |  |
| 2012-13  | Heaton Mersey 'A'       | North 1    | 18        | 15       | 3        | 0        | 215       | 114       | 48         |  |
| 2013-14  | Heaton Mersey 'A'       | North 1    | 18        | 12       | 6        | 0        | 172       | 120       | 42         |  |
| 2014-15  | Heaton Mersey 'A'       | North 1    | 18        | 16       | 2        | 0        | 239       | 113       | 50         |  |
| 2015-16  | Heaton Mersey 'A'       | Chmp 1     | 20        | 14       | 6        | 0        | 193       | 126       | 48         |  |
| 2016-17  | Heaton Mersey 'A'       | Chmp 1     | 18        | 11       | 5        | 2        | 194       | 124       | 41         |  |
| 2017-18  | Heaton Mersey 'A'       | North 1    | 14        | 9        | 5        | 0        | 135       | 109       | 14         |  |
| 2018-19  | Heaton Mersey 'A'       | North 1    | 11        | 7        | 4        | 0        | 118       | 79        | 14         |  |
| 2019-20* | Heaton Mersey 'A'       | Premier 2  | 10        | 4        | 5        | 1        | 95        | 93        | 9          |  |
| 2020-21  | <i>season cancelled</i> |            |           |          |          |          |           |           |            |  |
| 2021-22  | Heaton Mersey 'A'       | Div 1      | 16        | 11       | 5        | 0        | 158       | 136       | 22         |  |
| 2022-23  | Heaton Mersey 'A'       | Chmp       | 18        | 12       | 6        | 0        | 231       | 164       | 24         |  |

**HEATON MERSEY 'B'**

|          |                         | <u>DIV</u> | <u>GP</u> | <u>W</u> | <u>L</u> | <u>T</u> | <u>GF</u> | <u>GA</u> | <u>PTS</u> |  |
|----------|-------------------------|------------|-----------|----------|----------|----------|-----------|-----------|------------|--|
| 2010-11  | Heaton Mersey 'B'       | North 2    | 18        | 13       | 5        | 0        | 197       | 111       | 44         |  |
| 2011-12  | Heaton Mersey 'B'       | North 2    | 16        | 9        | 7        | 0        | 142       | 122       | 32         |  |
| 2012-13  | Heaton Mersey 'B'       | North 2    | 14        | 11       | 3        | 0        | 158       | 77        | 36         |  |
| 2013-14  | Heaton Mersey 'B'       | North 2    | 18        | 8        | 9        | 1        | 150       | 162       | 35         |  |
| 2014-15  | Heaton Mersey 'B'       | North 2    | 18        | 11       | 6        | 1        | 172       | 143       | 41         |  |
| 2014-15  | Heaton Mersey 'B'       | North 3    | 18        | 11       | 6        | 1        | 172       | 143       | 41         |  |
| 2015-16  | Heaton Mersey 'B'       | North 1    | 18        | 17       | 1        | 0        | 200       | 88        | 52         |  |
| 2016-17  | Heaton Mersey 'B'       | North 1    | 17        | 15       | 2        | 0        | 217       | 87        | 47         |  |
| 2017-18  | Heaton Mersey 'B'       | North 2    | 14        | 6        | 6        | 2        | 68        | 97        | 10         |  |
| 2018-19  | Heaton Mersey 'B'       | North 3    | 12        | 2        | 8        | 2        | 112       | 141       | 6          |  |
| 2019-20* | Heaton Mersey 'B'       | North 2    | 12        | 8        | 3        | 1        | 153       | 116       | 17         |  |
| 2020-21  | <i>season cancelled</i> |            |           |          |          |          |           |           |            |  |
| 2021-22  | Heaton Mersey 'B'       | Div 3      | 16        | 9        | 7        | 0        | 132       | 142       | 18         |  |
| 2022-23  | Heaton Mersey 'B'       | Div 1      | 15        | 5        | 8        | 2        | 108       | 157       | 12         |  |

**HEATON MERSEY 'C'**

|         |                   | <u>DIV</u> | <u>GP</u> | <u>W</u> | <u>L</u> | <u>T</u> | <u>GF</u> | <u>GA</u> | <u>PTS</u> |
|---------|-------------------|------------|-----------|----------|----------|----------|-----------|-----------|------------|
| 2010-11 | Heaton Mersey 'C' | North 3    | 14        | 8        | 4        | 2        | 144       | 91        | 32         |
| 2011-12 | Heaton Mersey 'C' | North 3    | 16        | 10       | 6        | 0        | 127       | 97        | 33         |
| 2012-13 | Heaton Mersey 'C' | North 3    | 16        | 7        | 9        | 0        | 132       | 139       | 30         |
| 2013-14 | Heaton Mersey 'C' | North 3    | 18        | 11       | 7        | 0        | 134       | 107       | 40         |
| 2015-16 | Heaton Mersey 'C' | North 2    | 16        | 8        | 8        | 0        | 112       | 154       | 32         |
| 2016-17 | Heaton Mersey 'C' | North 2    | 14        | 9        | 5        | 0        | 75        | 77        | 31         |
| 2017-18 | Heaton Mersey 'C' | North 3    | 14        | 4        | 10       | 0        | 65        | 66        | -8         |

**HULL**

|          |      | <u>DIV</u> | <u>GP</u> | <u>W</u> | <u>L</u> | <u>T</u> | <u>GF</u> | <u>GA</u> | <u>PTS</u> |
|----------|------|------------|-----------|----------|----------|----------|-----------|-----------|------------|
| 2010-11  | Hull | Chmp 2A    | 12        | 4        | 8        | 0        | 62        | 103       | 20         |
| 2011-12  | Hull | Chmp 2A    | 11        | 7        | 4        | 0        | 87        | 68        | 25         |
| 2012-13  | Hull | Chmp 2A    | 12        | 6        | 5        | 1        | 125       | 75        | 25         |
| 2013-14  | Hull | Chmp 2A    | 12        | 4        | 7        | 1        | 106       | 128       | 21         |
| 2014-15  | Hull | Chmp 2A    | 16        | 4        | 12       | 0        | 75        | 152       | 24         |
| 2015-16  | Hull | Chmp 2B    | 5         | 3        | 2        | 0        | 45        | 64        | 11         |
| 2015-16  | Hull | Chmp 2L    | 8         | 4        | 4        | 0        | 61        | 40        | 16         |
| 2016-17  | Hull | Chmp 2A    | 5         | 2        | 3        | 0        | 29        | 40        | 9          |
| 2016-17  | Hull | Chmp 2H    | 10        | 2        | 8        | 0        | 12        | 60        | 11         |
| 2017-18  | Hull | Premier 3  | 11        | 6        | 5        | 0        | 49        | 53        | 12         |
| 2018-19  | Hull | Premier 3  | 13        | 3        | 10       | 0        | 31        | 82        | 4          |
| 2019-20* | Hull | Premier 3  | 0         | 0        | 0        | 0        | 0         | 0         | 0          |

**LEEDS**

|          |                         | <u>DIV</u> | <u>GP</u> | <u>W</u> | <u>L</u> | <u>T</u> | <u>GF</u> | <u>GA</u> | <u>PTS</u> |
|----------|-------------------------|------------|-----------|----------|----------|----------|-----------|-----------|------------|
| 2010-11  | Leeds                   | Chmp 2A    | 12        | 6        | 5        | 1        | 75        | 65        | 25         |
| 2011-12  | Leeds                   | Chmp 2A    | 11        | 10       | 1        | 0        | 151       | 53        | 31         |
| 2012-13  | Leeds                   | Chmp 1     | 13        | 6        | 5        | 2        | 116       | 114       | 27         |
| 2013-14  | Leeds                   | Chmp 1     | 14        | 3        | 11       | 0        | 98        | 184       | 20         |
| 2014-15  | Leeds                   | Chmp 2A    | 18        | 16       | 2        | 0        | 214       | 67        | 50         |
| 2015-16  | Leeds                   | Chmp 1     | 20        | 8        | 12       | 0        | 136       | 182       | 36         |
| 2016-17  | Leeds                   | Chmp 1     | 18        | 2        | 16       | 0        | 77        | 160       | 15         |
| 2017-18  | Leeds                   | Premier 3  | 14        | 10       | 2        | 2        | 104       | 74        | 20         |
| 2018-19  | Leeds                   | Premier 3  | 14        | 6        | 8        | 0        | 78        | 119       | 10         |
| 2019-20* | Leeds                   | Premier 3  | 8         | 4        | 4        | 0        | 49        | 60        | 8          |
| 2020-21  | <i>season cancelled</i> |            |           |          |          |          |           |           |            |
| 2021-22  | Leeds                   | Div 2      | 15        | 1        | 14       | 0        | 46        | 164       | 2          |
| 2022-23  | Leeds                   | Div 1      | 16        | 5        | 11       | 0        | 53        | 112       | 10         |

**LINCOLN**

|          |         | <u>DIV</u> | <u>GP</u> | <u>W</u> | <u>L</u> | <u>T</u> | <u>GF</u> | <u>GA</u> | <u>PTS</u> |
|----------|---------|------------|-----------|----------|----------|----------|-----------|-----------|------------|
| 2012-13  | Lincoln | Chmp 2A    | 12        | 4        | 7        | 1        | 46        | 126       | 21         |
| 2013-14  | Lincoln | Chmp 2A    | 12        | 1        | 8        | 3        | 52        | 131       | 17         |
| 2014-15  | Lincoln | Chmp 2A    | 15        | 6        | 9        | 0        | 132       | 158       | 27         |
| 2015-16  | Lincoln | Chmp 2B    | 5         | 1        | 4        | 0        | 31        | 83        | 7          |
| 2015-16  | Lincoln | Chmp 2L    | 8         | 4        | 4        | 0        | 47        | 69        | 16         |
| 2016-17  | Lincoln | Chmp 2A    | 4         | 1        | 3        | 0        | 14        | 26        | 4          |
| 2016-17  | Lincoln | Chmp 2L    | 10        | 4        | 6        | 0        | 55        | 50        | 16         |
| 2017-18  | Lincoln | Premier 3  | 12        | 7        | 4        | 1        | 90        | 76        | 11         |
| 2018-19  | Lincoln | Premier 3  | 13        | 7        | 6        | 0        | 99        | 94        | 10         |
| 2019-20* | Lincoln | Premier 3  | 0         | 0        | 0        | 0        | 0         | 0         | 0          |

**LIVERPOOL**

|          |                         | <u>DIV</u> | <u>GP</u> | <u>W</u> | <u>L</u> | <u>T</u> | <u>GF</u> | <u>GA</u> | <u>PTS</u> |
|----------|-------------------------|------------|-----------|----------|----------|----------|-----------|-----------|------------|
| 2010-11  | Liverpool               | Chmp 2A    | 12        | 11       | 1        | 0        | 119       | 53        | 34         |
| 2011-12  | Liverpool               | Chmp 1     | 14        | 0        | 14       | 0        | 40        | 290       | 14         |
| 2012-13  | Liverpool               | Chmp 2A    | 12        | 6        | 5        | 1        | 93        | 70        | 25         |
| 2013-14  | Liverpool               | Chmp 2A    | 12        | 7        | 4        | 1        | 114       | 84        | 27         |
| 2014-15  | Liverpool               | Chmp 2A    | 17        | 10       | 6        | 1        | 180       | 122       | 38         |
| 2015-16  | Liverpool               | Chmp 2A    | 4         | 0        | 4        | 0        | 23        | 53        | 4          |
| 2015-16  | Liverpool               | Chmp 2L    | 8         | 8        | 0        | 0        | 71        | 27        | 24         |
| 2016-17  | Liverpool               | Chmp 2H    | 10        | 7        | 3        | 0        | 67        | 39        | 24         |
| 2016-17  | Liverpool               | Chmp 2B    | 5         | 5        | 0        | 0        | 56        | 13        | 15         |
| 2017-18  | Liverpool               | Premier 2  | 12        | 3        | 9        | 0        | 46        | 87        | 4          |
| 2018-19  | Liverpool               | Premier 2  | 14        | 1        | 12       | 1        | 62        | 175       | 1          |
| 2019-20* | Liverpool               | Premier 3  | 10        | 4        | 5        | 1        | 65        | 73        | 9          |
| 2020-21  | <i>season cancelled</i> |            |           |          |          |          |           |           |            |
| 2021-22  | Liverpool               | Div 2      | 15        | 5        | 9        | 1        | 99        | 108       | 11         |

**LOUGHBOROUGH**

|         |              | <u>DIV</u> | <u>GP</u> | <u>W</u> | <u>L</u> | <u>T</u> | <u>GF</u> | <u>GA</u> | <u>PTS</u> |
|---------|--------------|------------|-----------|----------|----------|----------|-----------|-----------|------------|
| 2014-15 | Loughborough | Chmp 2A    | 17        | 10       | 6        | 1        | 180       | 99        | 38         |
| 2015-16 | Loughborough | Chmp 2H    | 10        | 2        | 8        | 0        | 36        | 63        | 14         |
| 2015-16 | Loughborough | Chmp 2B    | 5         | 3        | 2        | 0        | 53        | 46        | 11         |
| 2016-17 | Loughborough | Chmp 2A    | 4         | 1        | 3        | 0        | 16        | 22        | 4          |
| 2016-17 | Loughborough | Chmp 2L    | 10        | 4        | 5        | 1        | 50        | 35        | 15         |
| 2017-18 | Loughborough | Premier 3  | 14        | 6        | 6        | 2        | 89        | 70        | 10         |

**MANCHESTER WACONIANS**

|          |                         | <u>DIV</u> | <u>GP</u> | <u>W</u> | <u>L</u> | <u>T</u> | <u>GF</u> | <u>GA</u> | <u>PTS</u> |
|----------|-------------------------|------------|-----------|----------|----------|----------|-----------|-----------|------------|
| 2010-11  | Manchester Waconians    | Premier    | 18        | 5        | 10       | 3        | 154       | 180       | 31         |
| 2011-12  | Manchester Waconians    | Premier    | 18        | 9        | 9        | 0        | 131       | 169       | 36         |
| 2012-13  | Manchester Waconians    | Premier    | 18        | 8        | 10       | 0        | 170       | 166       | 34         |
| 2013-14  | Manchester Waconians    | Premier    | 14        | 6        | 8        | 0        | 122       | 164       | 26         |
| 2014-15  | Manchester Waconians    | Premier    | 17        | 2        | 15       | 0        | 91        | 227       | 21         |
| 2015-16  | Manchester Waconians    | Premier    | 18        | 3        | 14       | 1        | 123       | 230       | 25         |
| 2016-17  | Manchester Waconians    | Premier    | 18        | 0        | 18       | 0        | 102       | 274       | 18         |
| 2017-18  | Manchester Waconians    | Premier 2  | 12        | 7        | 5        | 0        | 91        | 78        | 12         |
| 2018-19  | Manchester Waconians    | Premier 2  | 14        | 5        | 8        | 1        | 108       | 149       | 11         |
| 2019-20* | Manchester Waconians    | Premier 2  | 12        | 5        | 7        | 0        | 113       | 133       | 10         |
| 2020-21  | <i>season cancelled</i> |            |           |          |          |          |           |           |            |
| 2021-22  | Manchester Waconians    | Div 1      | 16        | 1        | 14       | 1        | 91        | 172       | 3          |

**MANCHESTER WACONIANS 'A'**

|          |                          | <u>DIV</u> | <u>GP</u> | <u>W</u> | <u>L</u> | <u>T</u> | <u>GF</u> | <u>GA</u> | <u>PTS</u> |
|----------|--------------------------|------------|-----------|----------|----------|----------|-----------|-----------|------------|
| 2010-11  | Manchester Waconians 'A' | North 1    | 16        | 2        | 13       | 1        | 116       | 170       | 21         |
| 2011-12  | Manchester Waconians 'A' | North 1    | 18        | 7        | 11       | 0        | 146       | 244       | 32         |
| 2012-13  | Manchester Waconians 'A' | North 1    | 18        | 7        | 10       | 1        | 156       | 217       | 33         |
| 2013-14  | Manchester Waconians 'A' | North 1    | 18        | 5        | 13       | 0        | 146       | 214       | 28         |
| 2014-15  | Manchester Waconians 'A' | North 1    | 18        | 3        | 15       | 0        | 117       | 221       | 24         |
| 2015-16  | Manchester Waconians 'A' | North 1    | 17        | 6        | 10       | 1        | 108       | 164       | 30         |
| 2016-17  | Manchester Waconians 'A' | North 1    | 18        | 4        | 13       | 1        | 124       | 185       | 27         |
| 2017-18  | Manchester Waconians 'A' | North 3    | 14        | 14       | 0        | 0        | 85        | 38        | 28         |
| 2018-19  | Manchester Waconians 'A' | North 3    | 12        | 10       | 2        | 0        | 140       | 74        | 20         |
| 2019-20* | Manchester Waconians 'A' | North 1    | 12        | 3        | 9        | 0        | 76        | 144       | 6          |
| 2020-21  | <i>season cancelled</i>  |            |           |          |          |          |           |           |            |
| 2021-22  | Manchester Waconians 'A' | Div 3      | 16        | 2        | 13       | 1        | 52        | 149       | 5          |

**MANCHESTER WACONIANS 'B'**

|         |                          | <u>DIV</u> | <u>GP</u> | <u>W</u> | <u>L</u> | <u>T</u> | <u>GF</u> | <u>GA</u> | <u>PTS</u> |
|---------|--------------------------|------------|-----------|----------|----------|----------|-----------|-----------|------------|
| 2010-11 | Manchester Waconians 'B' | North 2    | 18        | 4        | 14       | 0        | 98        | 241       | 26         |
| 2011-12 | Manchester Waconians 'B' | North 2    | 16        | 0        | 16       | 0        | 75        | 235       | 16         |
| 2012-13 | Manchester Waconians 'B' | North 3    | 15        | 9        | 6        | 0        | 136       | 142       | 33         |
| 2013-14 | Manchester Waconians 'B' | North 3    | 18        | 14       | 4        | 0        | 168       | 115       | 46         |
| 2014-15 | Manchester Waconians 'B' | North 2    | 18        | 2        | 15       | 1        | 69        | 200       | 23         |
| 2014-15 | Manchester Waconians 'B' | North 3    | 18        | 2        | 15       | 1        | 69        | 200       | 23         |
| 2015-16 | Manchester Waconians 'B' | North 2    | 15        | 6        | 9        | 0        | 92        | 73        | 27         |
| 2016-17 | Manchester Waconians 'B' | North 2    | 14        | 4        | 10       | 0        | 24        | 35        | 14         |
| 2017-18 | Manchester Waconians 'B' | North 3    | 14        | 4        | 10       | 0        | 48        | 84        | -4         |

**MELLOR**

|          |                         | <u>DIV</u> | <u>GP</u> | <u>W</u> | <u>L</u> | <u>T</u> | <u>GF</u> | <u>GA</u> | <u>PTS</u> |
|----------|-------------------------|------------|-----------|----------|----------|----------|-----------|-----------|------------|
| 2010-11  | Mellor                  | Premier    | 18        | 5        | 13       | 0        | 164       | 194       | 28         |
| 2011-12  | Mellor                  | Chmp 1     | 14        | 12       | 1        | 1        | 191       | 71        | 39         |
| 2012-13  | Mellor                  | Premier    | 18        | 10       | 8        | 0        | 179       | 183       | 38         |
| 2013-14  | Mellor                  | Premier    | 14        | 2        | 11       | 1        | 76        | 164       | 19         |
| 2014-15  | Mellor                  | Chmp 1     | 17        | 10       | 6        | 1        | 176       | 164       | 38         |
| 2015-16  | Mellor                  | Chmp 1     | 20        | 15       | 4        | 1        | 258       | 148       | 51         |
| 2016-17  | Mellor                  | Premier    | 18        | 5        | 11       | 2        | 157       | 254       | 30         |
| 2017-18  | Mellor                  | Premier 1  | 14        | 1        | 13       | 0        | 75        | 182       | -4         |
| 2018-19  | Mellor                  | Premier 2  | 14        | 13       | 1        | 0        | 190       | 86        | 26         |
| 2019-20* | Mellor                  | Premier 1  | 14        | 5        | 8        | 1        | 144       | 172       | 11         |
| 2020-21  | <i>season cancelled</i> |            |           |          |          |          |           |           |            |
| 2021-22  | Mellor                  | Premier 1  | 12        | 5        | 7        | 0        | 142       | 151       | 10         |
| 2022-23  | Mellor                  | Premier    | 14        | 9        | 5        | 0        | 157       | 127       | 16         |

**MELLOR 'A'**

|          |                         | <u>DIV</u> | <u>GP</u> | <u>W</u> | <u>L</u> | <u>T</u> | <u>GF</u> | <u>GA</u> | <u>PTS</u> |  |
|----------|-------------------------|------------|-----------|----------|----------|----------|-----------|-----------|------------|--|
| 2010-11  | Mellor 'A'              | North 1    | 16        | 6        | 9        | 1        | 134       | 154       | 29         |  |
| 2011-12  | Mellor 'A'              | North 1    | 18        | 8        | 10       | 0        | 175       | 169       | 34         |  |
| 2012-13  | Mellor 'A'              | North 1    | 17        | 8        | 8        | 1        | 171       | 163       | 34         |  |
| 2013-14  | Mellor 'A'              | North 1    | 18        | 4        | 14       | 0        | 145       | 246       | 26         |  |
| 2014-15  | Mellor 'A'              | North 1    | 18        | 1        | 17       | 0        | 70        | 339       | 20         |  |
| 2015-16  | Mellor 'A'              | North 1    | 18        | 12       | 5        | 1        | 195       | 112       | 43         |  |
| 2016-17  | Mellor 'A'              | North 1    | 18        | 16       | 2        | 0        | 264       | 90        | 50         |  |
| 2017-18  | Mellor 'A'              | North 1    | 14        | 2        | 10       | 2        | 61        | 123       | 0          |  |
| 2018-19  | Mellor 'A'              | North 1    | 12        | 1        | 10       | 1        | 92        | 157       | 3          |  |
| 2019-20* | Mellor 'A'              | Premier 2  | 13        | 4        | 9        | 0        | 106       | 157       | 8          |  |
| 2020-21  | <i>season cancelled</i> |            |           |          |          |          |           |           |            |  |
| 2021-22  | Mellor 'A'              | Div 1      | 15        | 4        | 11       | 0        | 126       | 145       | 8          |  |
| 2022-23  | Mellor 'A'              | Chmp       | 17        | 3        | 13       | 1        | 111       | 224       | 5          |  |

**MELLOR 'B'**

|          |                         | <u>DIV</u> | <u>GP</u> | <u>W</u> | <u>L</u> | <u>T</u> | <u>GF</u> | <u>GA</u> | <u>PTS</u> |  |
|----------|-------------------------|------------|-----------|----------|----------|----------|-----------|-----------|------------|--|
| 2010-11  | Mellor 'B'              | North 2    | 18        | 8        | 9        | 1        | 174       | 180       | 35         |  |
| 2011-12  | Mellor 'B'              | North 2    | 16        | 7        | 9        | 0        | 172       | 150       | 30         |  |
| 2014-15  | Mellor 'B'              | North 2    | 18        | 3        | 15       | 0        | 69        | 99        | 24         |  |
| 2012-13  | Mellor 'B'              | North 2    | 15        | 6        | 8        | 1        | 138       | 139       | 28         |  |
| 2013-14  | Mellor 'B'              | North 2    | 18        | 5        | 13       | 0        | 102       | 126       | 28         |  |
| 2014-15  | Mellor 'B'              | North 3    | 18        | 3        | 15       | 0        | 69        | 99        | 24         |  |
| 2015-16  | Mellor 'B'              | North 2    | 15        | 10       | 5        | 0        | 119       | 62        | 35         |  |
| 2016-17  | Mellor 'B'              | North 2    | 14        | 13       | 1        | 0        | 151       | 47        | 39         |  |
| 2017-18  | Mellor 'B'              | North 2    | 14        | 1        | 13       | 0        | 33        | 105       | -14        |  |
| 2018-19  | Mellor 'B'              | North 3    | 12        | 5        | 6        | 1        | 111       | 108       | 11         |  |
| 2019-20* | Mellor 'B'              | North 2    | 14        | 10       | 3        | 1        | 169       | 126       | 21         |  |
| 2020-21  | <i>season cancelled</i> |            |           |          |          |          |           |           |            |  |
| 2021-22  | Mellor 'B'              | Div 3      | 16        | 8        | 8        | 0        | 164       | 124       | 16         |  |
| 2022-23  | Mellor 'B'              | Div 2      | 12        | 7        | 3        | 2        | 105       | 90        | 14         |  |

**MELLOR 'C'**

|          |            | <u>DIV</u> | <u>GP</u> | <u>W</u> | <u>L</u> | <u>T</u> | <u>GF</u> | <u>GA</u> | <u>PTS</u> |
|----------|------------|------------|-----------|----------|----------|----------|-----------|-----------|------------|
| 2019-20* | Mellor 'C' | North 2    | 11        | 5        | 5        | 1        | 85        | 94        | 11         |

**NEWCASTLE**

|          |           | <u>DIV</u> | <u>GP</u> | <u>W</u> | <u>L</u> | <u>T</u> | <u>GF</u> | <u>GA</u> | <u>PTS</u> |
|----------|-----------|------------|-----------|----------|----------|----------|-----------|-----------|------------|
| 2010-11  | Newcastle | Chmp 2A    | 12        | 10       | 2        | 0        | 104       | 55        | 32         |
| 2011-12  | Newcastle | Chmp 1     | 14        | 4        | 10       | 0        | 96        | 169       | 22         |
| 2012-13  | Newcastle | Chmp 1     | 14        | 3        | 9        | 2        | 71        | 180       | 22         |
| 2013-14  | Newcastle | Chmp 2A    | 12        | 12       | 0        | 0        | 108       | 33        | 36         |
| 2014-15  | Newcastle | Chmp 1     | 17        | 7        | 10       | 0        | 156       | 140       | 31         |
| 2015-16  | Newcastle | Chmp 1     | 20        | 5        | 15       | 0        | 82        | 237       | 30         |
| 2016-17  | Newcastle | Chmp 2A    | 5         | 1        | 3        | 1        | 35        | 49        | 8          |
| 2016-17  | Newcastle | Chmp 2L    | 10        | 7        | 3        | 0        | 34        | 36        | 24         |
| 2017-18  | Newcastle | Premier 3  | 14        | 7        | 7        | 0        | 84        | 53        | 8          |
| 2018-19  | Newcastle | Premier 3  | 14        | 10       | 3        | 1        | 143       | 49        | 15         |
| 2019-20* | Newcastle | Premier 3  | 7         | 2        | 5        | 0        | 47        | 44        | 4          |

## NORBURY

|          |                         | <u>DIV</u> | <u>GP</u> | <u>W</u> | <u>L</u> | <u>T</u> | <u>GF</u> | <u>GA</u> | <u>PTS</u> |
|----------|-------------------------|------------|-----------|----------|----------|----------|-----------|-----------|------------|
| 2010-11  | Norbury                 | Chmp 1     | 14        | 8        | 6        | 0        | 132       | 106       | 30         |
| 2011-12  | Norbury                 | Chmp 1     | 14        | 9        | 4        | 1        | 143       | 98        | 33         |
| 2012-13  | Norbury                 | Chmp 1     | 12        | 6        | 5        | 1        | 125       | 104       | 25         |
| 2013-14  | Norbury                 | Chmp 1     | 14        | 3        | 11       | 0        | 94        | 161       | 20         |
| 2014-15  | Norbury                 | Chmp 1     | 17        | 7        | 8        | 2        | 136       | 157       | 33         |
| 2015-16  | Norbury                 | Chmp 1     | 20        | 11       | 9        | 0        | 133       | 141       | 42         |
| 2016-17  | Norbury                 | Chmp 1     | 18        | 9        | 8        | 1        | 134       | 141       | 37         |
| 2017-18  | Norbury                 | Premier 2  | 12        | 9        | 3        | 0        | 82        | 52        | 18         |
| 2018-19  | Norbury                 | Premier 2  | 14        | 8        | 5        | 1        | 159       | 117       | 17         |
| 2019-20* | Norbury                 | Premier 1  | 14        | 1        | 12       | 1        | 81        | 215       | 3          |
| 2020-21  | <i>season cancelled</i> |            |           |          |          |          |           |           |            |
| 2021-22  | Norbury                 | Div 1      | 16        | 14       | 1        | 1        | 179       | 93        | 29         |

## NORBURY 'A'

|          |                         | <u>DIV</u> | <u>GP</u> | <u>W</u> | <u>L</u> | <u>T</u> | <u>GF</u> | <u>GA</u> | <u>PTS</u> |
|----------|-------------------------|------------|-----------|----------|----------|----------|-----------|-----------|------------|
| 2010-11  | Norbury 'A'             | North 2    | 18        | 4        | 14       | 0        | 119       | 191       | 26         |
| 2011-12  | Norbury 'A'             | North 3    | 16        | 12       | 4        | 0        | 151       | 74        | 40         |
| 2012-13  | Norbury 'A'             | North 2    | 15        | 5        | 10       | 0        | 108       | 139       | 25         |
| 2013-14  | Norbury 'A'             | North 2    | 18        | 9        | 9        | 0        | 168       | 118       | 36         |
| 2014-15  | Norbury 'A'             | North 2    | 18        | 10       | 5        | 3        | 191       | 139       | 41         |
| 2014-15  | Norbury 'A'             | North 3    | 18        | 10       | 5        | 3        | 191       | 139       | 41         |
| 2015-16  | Norbury 'A'             | North 1    | 18        | 11       | 6        | 1        | 122       | 109       | 41         |
| 2016-17  | Norbury 'A'             | North 1    | 18        | 11       | 6        | 1        | 142       | 143       | 41         |
| 2017-18  | Norbury 'A'             | North 2    | 13        | 7        | 6        | 0        | 89        | 109       | 12         |
| 2018-19  | Norbury 'A'             | North 2    | 12        | 4        | 8        | 0        | 115       | 112       | 8          |
| 2019-20* | Norbury 'A'             | North 1    | 13        | 5        | 7        | 1        | 119       | 133       | 11         |
| 2020-21  | <i>season cancelled</i> |            |           |          |          |          |           |           |            |
| 2021-22  | Norbury 'A'             | Div 3      | 14        | 11       | 2        | 1        | 175       | 94        | 23         |

## NOTTINGHAM

|         |            | <u>DIV</u> | <u>GP</u> | <u>W</u> | <u>L</u> | <u>T</u> | <u>GF</u> | <u>GA</u> | <u>PTS</u> |
|---------|------------|------------|-----------|----------|----------|----------|-----------|-----------|------------|
| 2010-11 | Nottingham | Chmp 1     | 14        | 3        | 11       | 0        | 64        | 168       | 20         |
| 2011-12 | Nottingham | Chmp 1     | 14        | 4        | 10       | 0        | 103       | 135       | 19         |
| 2012-13 | Nottingham | Chmp 2A    | 12        | 11       | 1        | 0        | 141       | 51        | 34         |
| 2013-14 | Nottingham | Chmp 1     | 14        | 0        | 14       | 0        | 50        | 235       | 14         |
| 2014-15 | Nottingham | Chmp 2A    | 18        | 13       | 5        | 0        | 229       | 120       | 44         |

## OLDHAM OWLS

|         |             | <u>DIV</u> | <u>GP</u> | <u>W</u> | <u>L</u> | <u>T</u> | <u>GF</u> | <u>GA</u> | <u>PTS</u> |
|---------|-------------|------------|-----------|----------|----------|----------|-----------|-----------|------------|
| 2010-11 | Oldham Owls | Chmp 2A    | 12        | 6        | 6        | 0        | 80        | 58        | 24         |
| 2011-12 | Oldham Owls | Chmp 2A    | 11        | 5        | 6        | 0        | 57        | 71        | 20         |

## POYNTON

|          |                         | <u>DIV</u> | <u>GP</u> | <u>W</u> | <u>L</u> | <u>T</u> | <u>GF</u> | <u>GA</u> | <u>PTS</u> |
|----------|-------------------------|------------|-----------|----------|----------|----------|-----------|-----------|------------|
| 2010-11  | Poynton                 | Chmp 1     | 14        | 10       | 4        | 0        | 162       | 80        | 34         |
| 2011-12  | Poynton                 | Chmp 1     | 14        | 10       | 3        | 1        | 195       | 88        | 35         |
| 2012-13  | Poynton                 | Premier    | 18        | 6        | 12       | 0        | 146       | 214       | 28         |
| 2013-14  | Poynton                 | Premier    | 14        | 8        | 5        | 1        | 133       | 123       | 31         |
| 2014-15  | Poynton                 | Premier    | 17        | 7        | 9        | 1        | 144       | 146       | 32         |
| 2015-16  | Poynton                 | Premier    | 18        | 15       | 2        | 1        | 197       | 118       | 49         |
| 2016-17  | Poynton                 | Premier    | 18        | 12       | 5        | 1        | 207       | 143       | 43         |
| 2017-18  | Poynton                 | Premier 1  | 14        | 10       | 2        | 2        | 121       | 78        | 22         |
| 2018-19  | Poynton                 | Premier 1  | 10        | 5        | 4        | 1        | 92        | 65        | 11         |
| 2019-20* | Poynton                 | Premier 1  | 13        | 9        | 4        | 0        | 133       | 104       | 18         |
| 2020-21  | <i>season cancelled</i> |            |           |          |          |          |           |           |            |
| 2021-22  | Poynton                 | Premier 1  | 14        | 6        | 8        | 0        | 142       | 143       | 12         |
| 2022-23  | Poynton                 | Premier    | 14        | 6        | 6        | 2        | 142       | 162       | 14         |

**POYNTON 'A'**

|          |                         | <u>DIV</u> | <u>GP</u> | <u>W</u> | <u>L</u> | <u>T</u> | <u>GF</u> | <u>GA</u> | <u>PTS</u> |
|----------|-------------------------|------------|-----------|----------|----------|----------|-----------|-----------|------------|
| 2010-11  | Poynton 'A'             | North 2    | 17        | 5        | 11       | 1        | 122       | 202       | 28         |
| 2011-12  | Poynton 'A'             | North 2    | 16        | 10       | 5        | 1        | 134       | 125       | 37         |
| 2012-13  | Poynton 'A'             | North 1    | 18        | 4        | 14       | 0        | 102       | 230       | 24         |
| 2013-14  | Poynton 'A'             | North 1    | 18        | 9        | 8        | 1        | 180       | 158       | 37         |
| 2014-15  | Poynton 'A'             | North 1    | 18        | 8        | 8        | 2        | 183       | 160       | 36         |
| 2015-16  | Poynton 'A'             | Chmp 2H    | 10        | 6        | 4        | 0        | 84        | 63        | 22         |
| 2015-16  | Poynton 'A'             | Chmp 2B    | 5         | 5        | 0        | 0        | 94        | 19        | 15         |
| 2016-17  | Poynton 'A'             | Chmp 1     | 18        | 6        | 9        | 3        | 169       | 172       | 33         |
| 2017-18  | Poynton 'A'             | North 1    | 14        | 3        | 10       | 1        | 96        | 129       | 3          |
| 2018-19  | Poynton 'A'             | North 1    | 12        | 1        | 9        | 2        | 78        | 154       | 4          |
| 2019-20* | Poynton 'A'             | North 1    | 9         | 5        | 4        | 0        | 67        | 62        | 10         |
| 2020-21  | <i>season cancelled</i> |            |           |          |          |          |           |           |            |
| 2021-22  | Poynton 'A'             | Div 2      | 16        | 13       | 2        | 1        | 178       | 109       | 27         |
| 2022-23  | Poynton 'A'             | Chmp       | 18        | 4        | 14       | 0        | 118       | 194       | 8          |

**POYNTON 'B'**

|         |             | <u>DIV</u> | <u>GP</u> | <u>W</u> | <u>L</u> | <u>T</u> | <u>GF</u> | <u>GA</u> | <u>PTS</u> |
|---------|-------------|------------|-----------|----------|----------|----------|-----------|-----------|------------|
| 2011-12 | Poynton 'B' | North 3    | 16        | 9        | 5        | 2        | 116       | 117       | 36         |
| 2012-13 | Poynton 'B' | North 2    | 16        | 0        | 16       | 0        | 53        | 223       | 14         |
| 2013-14 | Poynton 'B' | North 2    | 18        | 5        | 13       | 0        | 85        | 209       | 28         |
| 2014-15 | Poynton 'B' | North 2    | 18        | 8        | 8        | 2        | 129       | 166       | 36         |
| 2014-15 | Poynton 'B' | North 3    | 18        | 8        | 8        | 2        | 129       | 166       | 36         |
| 2015-16 | Poynton 'B' | North 2    | 16        | 15       | 1        | 0        | 145       | 54        | 46         |
| 2016-17 | Poynton 'B' | North 1    | 18        | 7        | 11       | 0        | 117       | 206       | 31         |
| 2017-18 | Poynton 'B' | North 3    | 0         | 0        | 0        | 0        | 0         | 0         | -4         |

**ROCHDALE**

|          |                         | <u>DIV</u> | <u>GP</u> | <u>W</u> | <u>L</u> | <u>T</u> | <u>GF</u> | <u>GA</u> | <u>PTS</u> |
|----------|-------------------------|------------|-----------|----------|----------|----------|-----------|-----------|------------|
| 2011-12  | Rochdale                | Premier    | 18        | 4        | 14       | 0        | 108       | 189       | 23         |
| 2012-13  | Rochdale                | Chmp 1     | 11        | 6        | 4        | 1        | 92        | 58        | 24         |
| 2013-14  | Rochdale                | Chmp 1     | 14        | 8        | 6        | 0        | 150       | 129       | 30         |
| 2010-11  | Rochdale                | Premier    | 18        | 9        | 6        | 3        | 162       | 172       | 39         |
| 2014-15  | Rochdale                | Chmp 1     | 17        | 13       | 4        | 0        | 154       | 91        | 43         |
| 2015-16  | Rochdale                | Premier    | 18        | 5        | 13       | 0        | 137       | 190       | 28         |
| 2016-17  | Rochdale                | Premier    | 18        | 3        | 13       | 2        | 125       | 189       | 24         |
| 2017-18  | Rochdale                | Premier 2  | 12        | 10       | 2        | 0        | 92        | 47        | 20         |
| 2018-19  | Rochdale                | Premier 2  | 14        | 8        | 6        | 0        | 137       | 100       | 14         |
| 2019-20* | Rochdale                | Premier 3  | 8         | 8        | 0        | 0        | 90        | 29        | 16         |
| 2020-21  | <i>season cancelled</i> |            |           |          |          |          |           |           |            |
| 2021-22  | Rochdale                | Div 2      | 16        | 16       | 0        | 0        | 187       | 50        | 32         |
| 2022-23  | Rochdale                | Chmp       | 17        | 16       | 1        | 0        | 195       | 73        | 32         |

**ROCHDALE 'A'**

|          |                         | <u>DIV</u> | <u>GP</u> | <u>W</u> | <u>L</u> | <u>T</u> | <u>GF</u> | <u>GA</u> | <u>PTS</u> |
|----------|-------------------------|------------|-----------|----------|----------|----------|-----------|-----------|------------|
| 2010-11  | Rochdale 'A'            | North 1    | 16        | 4        | 11       | 1        | 113       | 165       | 25         |
| 2011-12  | Rochdale 'A'            | North 1    | 16        | 3        | 13       | 0        | 82        | 207       | 17         |
| 2012-13  | Rochdale 'A'            | North 1    | 16        | 0        | 16       | 0        | 62        | 181       | 16         |
| 2013-14  | Rochdale 'A'            | North 1    | 18        | 7        | 11       | 0        | 139       | 162       | 32         |
| 2014-15  | Rochdale 'A'            | North 1    | 18        | 9        | 8        | 1        | 158       | 146       | 37         |
| 2015-16  | Rochdale 'A'            | Chmp 2A    | 5         | 5        | 0        | 0        | 56        | 25        | 15         |
| 2015-16  | Rochdale 'A'            | Chmp 2H    | 10        | 6        | 4        | 0        | 102       | 84        | 22         |
| 2016-17  | Rochdale 'A'            | Chmp 2B    | 5         | 3        | 1        | 1        | 56        | 23        | 12         |
| 2016-17  | Rochdale 'A'            | Chmp 2H    | 10        | 9        | 1        | 0        | 89        | 35        | 28         |
| 2017-18  | Rochdale 'A'            | North 1    | 13        | 5        | 5        | 3        | 79        | 85        | 11         |
| 2018-19  | Rochdale 'A'            | North 2    | 12        | 9        | 3        | 0        | 102       | 74        | 18         |
| 2019-20* | Rochdale 'A'            | North 1    | 10        | 8        | 1        | 1        | 102       | 53        | 17         |
| 2020-21  | <i>season cancelled</i> |            |           |          |          |          |           |           |            |
| 2021-22  | Rochdale 'A'            | Div 3      | 15        | 11       | 4        | 0        | 141       | 113       | 22         |
| 2022-23  | Rochdale 'A'            | Div 1      | 15        | 5        | 10       | 0        | 90        | 175       | 10         |

**ROCHDALE 'B'**

|          |              | <u>DIV</u> | <u>GP</u> | <u>W</u> | <u>L</u> | <u>T</u> | <u>GF</u> | <u>GA</u> | <u>PTS</u> |
|----------|--------------|------------|-----------|----------|----------|----------|-----------|-----------|------------|
| 2010-11  | Rochdale 'B' | North 3    | 14        | 7        | 5        | 2        | 118       | 129       | 30         |
| 2011-12  | Rochdale 'B' | North 3    | 15        | 6        | 9        | 0        | 100       | 110       | 22         |
| 2012-13  | Rochdale 'B' | North 3    | 14        | 9        | 5        | 0        | 105       | 81        | 32         |
| 2013-14  | Rochdale 'B' | North 3    | 18        | 8        | 10       | 0        | 117       | 144       | 34         |
| 2015-16  | Rochdale 'B' | North 1    | 18        | 6        | 10       | 2        | 90        | 176       | 32         |
| 2016-17  | Rochdale 'B' | North 1    | 18        | 4        | 13       | 1        | 101       | 170       | 26         |
| 2017-18  | Rochdale 'B' | North 3    | 12        | 9        | 3        | 0        | 60        | 50        | 18         |
| 2018-19  | Rochdale 'B' | North 3    | 12        | 3        | 8        | 1        | 77        | 112       | 5          |
| 2019-20* | Rochdale 'B' | North 2    | 12        | 2        | 10       | 0        | 69        | 138       | 4          |
| 2022-23  | Rochdale 'B' | Div 2      | 0         | 0        | 0        | 0        | 0         | 0         | 0          |

**ROCHDALE 'C'**

|         |              | <u>DIV</u> | <u>GP</u> | <u>W</u> | <u>L</u> | <u>T</u> | <u>GF</u> | <u>GA</u> | <u>PTS</u> |
|---------|--------------|------------|-----------|----------|----------|----------|-----------|-----------|------------|
| 2016-17 | Rochdale 'C' | North 2    | 14        | 5        | 9        | 0        | 42        | 91        | 21         |

**RUTHIN**

|         |        | <u>DIV</u> | <u>GP</u> | <u>W</u> | <u>L</u> | <u>T</u> | <u>GF</u> | <u>GA</u> | <u>PTS</u> |
|---------|--------|------------|-----------|----------|----------|----------|-----------|-----------|------------|
| 2014-15 | Ruthin | Chmp 2A    | 18        | 7        | 11       | 0        | 88        | 182       | 32         |
| 2015-16 | Ruthin | Chmp 2A    | 4         | 0        | 4        | 0        | 8         | 38        | 4          |
| 2015-16 | Ruthin | Chmp 2L    | 0         | 0        | 0        | 0        | 0         | 0         | 0          |

**SHEFFIELD STEELERS**

|          |                         | <u>DIV</u> | <u>GP</u> | <u>W</u> | <u>L</u> | <u>T</u> | <u>GF</u> | <u>GA</u> | <u>PTS</u> |  |
|----------|-------------------------|------------|-----------|----------|----------|----------|-----------|-----------|------------|--|
| 2010-11  | Sheffield Steelers      | Chmp 1     | 14        | 12       | 2        | 0        | 197       | 73        | 38         |  |
| 2011-12  | Sheffield Steelers      | Premier    | 17        | 3        | 11       | 3        | 120       | 211       | 21         |  |
| 2012-13  | Sheffield Steelers      | Chmp 1     | 13        | 11       | 2        | 0        | 202       | 64        | 35         |  |
| 2013-14  | Sheffield Steelers      | Chmp 1     | 14        | 13       | 1        | 0        | 223       | 90        | 40         |  |
| 2014-15  | Sheffield Steelers      | Premier    | 17        | 4        | 12       | 1        | 120       | 178       | 26         |  |
| 2015-16  | Sheffield Steelers      | Premier    | 18        | 4        | 12       | 2        | 122       | 196       | 28         |  |
| 2016-17  | Sheffield Steelers      | Premier    | 18        | 5        | 13       | 0        | 117       | 233       | 28         |  |
| 2017-18  | Sheffield Steelers      | Premier 1  | 14        | 1        | 13       | 0        | 60        | 134       | -8         |  |
| 2018-19  | Sheffield Steelers      | Premier 2  | 14        | 8        | 5        | 1        | 159       | 130       | 17         |  |
| 2019-20* | Sheffield Steelers      | Premier 1  | 12        | 3        | 8        | 1        | 79        | 144       | 7          |  |
| 2020-21  | <i>season cancelled</i> |            |           |          |          |          |           |           |            |  |
| 2021-22  | Sheffield Steelers      | Premier 1  | 13        | 0        | 11       | 2        | 96        | 186       | 2          |  |
| 2022-23  | Sheffield Steelers      | Chmp       | 17        | 15       | 2        | 0        | 231       | 82        | 30         |  |

**SHEFFIELD STEELERS 'A'**

|          |                         | <u>DIV</u> | <u>GP</u> | <u>W</u> | <u>L</u> | <u>T</u> | <u>GF</u> | <u>GA</u> | <u>PTS</u> |  |
|----------|-------------------------|------------|-----------|----------|----------|----------|-----------|-----------|------------|--|
| 2010-11  | Sheffield Steelers 'A'  | North 1    | 15        | 2        | 13       | 0        | 66        | 197       | 19         |  |
| 2011-12  | Sheffield Steelers 'A'  | North 1    | 16        | 4        | 12       | 0        | 67        | 108       | 17         |  |
| 2012-13  | Sheffield Steelers 'A'  | North 2    | 12        | 7        | 3        | 2        | 110       | 65        | 28         |  |
| 2013-14  | Sheffield Steelers 'A'  | North 2    | 18        | 12       | 5        | 1        | 144       | 117       | 43         |  |
| 2014-15  | Sheffield Steelers 'A'  | North 2    | 18        | 7        | 8        | 3        | 127       | 127       | 35         |  |
| 2014-15  | Sheffield Steelers 'A'  | North 3    | 18        | 7        | 8        | 3        | 127       | 127       | 35         |  |
| 2015-16  | Sheffield Steelers 'A'  | North 1    | 18        | 13       | 5        | 0        | 154       | 96        | 44         |  |
| 2016-17  | Sheffield Steelers 'A'  | Chmp 2A    | 5         | 3        | 1        | 1        | 44        | 29        | 12         |  |
| 2016-17  | Sheffield Steelers 'A'  | Chmp 2H    | 10        | 4        | 6        | 0        | 34        | 48        | 16         |  |
| 2017-18  | Sheffield Steelers 'A'  | North 2    | 14        | 7        | 7        | 0        | 116       | 74        | 8          |  |
| 2018-19  | Sheffield Steelers 'A'  | North 2    | 12        | 6        | 6        | 0        | 98        | 89        | 10         |  |
| 2019-20* | Sheffield Steelers 'A'  | North 1    | 14        | 9        | 4        | 1        | 173       | 111       | 19         |  |
| 2020-21  | <i>season cancelled</i> |            |           |          |          |          |           |           |            |  |
| 2021-22  | Sheffield Steelers 'A'  | Div 2      | 14        | 8        | 6        | 0        | 126       | 112       | 16         |  |
| 2022-23  | Sheffield Steelers 'A'  | Div 1      | 16        | 8        | 6        | 2        | 92        | 93        | 18         |  |



## SHEFFIELD UNIVERSITY

|          |                      | <u>DIV</u> | <u>GP</u> | <u>W</u> | <u>L</u> | <u>T</u> | <u>GF</u> | <u>GA</u> | <u>PTS</u> |
|----------|----------------------|------------|-----------|----------|----------|----------|-----------|-----------|------------|
| 2010-11  | Sheffield University | Premier    | 16        | 5        | 10       | 1        | 99        | 154       | 27         |
| 2011-12  | Sheffield University | Premier    | 17        | 6        | 10       | 1        | 108       | 151       | 30         |
| 2012-13  | Sheffield University | Premier    | 17        | 1        | 16       | 0        | 69        | 159       | 19         |
| 2013-14  | Sheffield University | Chmp 1     | 14        | 11       | 3        | 0        | 163       | 84        | 36         |
| 2014-15  | Sheffield University | Chmp 1     | 17        | 6        | 10       | 1        | 111       | 151       | 30         |
| 2015-16  | Sheffield University | Chmp 1     | 20        | 13       | 7        | 0        | 187       | 177       | 46         |
| 2016-17  | Sheffield University | Chmp 1     | 18        | 8        | 9        | 1        | 135       | 147       | 34         |
| 2017-18  | Sheffield University | Premier 2  | 12        | 2        | 10       | 0        | 32        | 46        | -8         |
| 2018-19  | Sheffield University | Premier 2  | 14        | 0        | 13       | 1        | 20        | 108       | -7         |
| 2019-20* | Sheffield University | Premier 3  | 8         | 1        | 7        | 0        | 30        | 74        | 2          |

## STOCKPORT

|          |                         | <u>DIV</u> | <u>GP</u> | <u>W</u> | <u>L</u> | <u>T</u> | <u>GF</u> | <u>GA</u> | <u>PTS</u> |
|----------|-------------------------|------------|-----------|----------|----------|----------|-----------|-----------|------------|
| 2010-11  | Stockport               | Premier    | 17        | 17       | 0        | 0        | 214       | 85        | 51         |
| 2011-12  | Stockport               | Premier    | 18        | 18       | 0        | 0        | 248       | 76        | 54         |
| 2012-13  | Stockport               | Premier    | 18        | 18       | 0        | 0        | 259       | 73        | 54         |
| 2013-14  | Stockport               | Premier    | 14        | 11       | 2        | 1        | 196       | 77        | 37         |
| 2014-15  | Stockport               | Premier    | 17        | 14       | 2        | 1        | 199       | 90        | 46         |
| 2015-16  | Stockport               | Premier    | 18        | 17       | 1        | 0        | 213       | 76        | 52         |
| 2016-17  | Stockport               | Premier    | 18        | 14       | 4        | 0        | 234       | 119       | 46         |
| 2017-18  | Stockport               | Premier 1  | 14        | 6        | 6        | 2        | 113       | 86        | 10         |
| 2018-19  | Stockport               | Premier 1  | 10        | 5        | 5        | 0        | 62        | 68        | 10         |
| 2019-20* | Stockport               | Premier 1  | 15        | 5        | 7        | 3        | 146       | 148       | 13         |
| 2020-21  | <i>season cancelled</i> |            |           |          |          |          |           |           |            |
| 2021-22  | Stockport               | Premier 1  | 13        | 9        | 3        | 1        | 149       | 137       | 19         |
| 2022-23  | Stockport               | Premier    | 14        | 10       | 3        | 1        | 161       | 116       | 21         |

## STOCKPORT 'A'

|          |                         | <u>DIV</u> | <u>GP</u> | <u>W</u> | <u>L</u> | <u>T</u> | <u>GF</u> | <u>GA</u> | <u>PTS</u> |
|----------|-------------------------|------------|-----------|----------|----------|----------|-----------|-----------|------------|
| 2010-11  | Stockport 'A'           | North 1    | 16        | 14       | 2        | 0        | 206       | 101       | 44         |
| 2011-12  | Stockport 'A'           | North 1    | 18        | 17       | 1        | 0        | 271       | 88        | 52         |
| 2012-13  | Stockport 'A'           | North 1    | 17        | 16       | 1        | 0        | 291       | 68        | 49         |
| 2013-14  | Stockport 'A'           | North 1    | 18        | 16       | 2        | 0        | 260       | 107       | 50         |
| 2014-15  | Stockport 'A'           | North 1    | 18        | 14       | 4        | 0        | 260       | 132       | 46         |
| 2015-16  | Stockport 'A'           | Chmp 1     | 20        | 17       | 2        | 1        | 216       | 82        | 55         |
| 2016-17  | Stockport 'A'           | Chmp 1     | 18        | 16       | 2        | 0        | 160       | 97        | 50         |
| 2017-18  | Stockport 'A'           | North 1    | 14        | 10       | 3        | 1        | 114       | 56        | 19         |
| 2018-19  | Stockport 'A'           | North 1    | 12        | 9        | 2        | 1        | 153       | 137       | 19         |
| 2019-20* | Stockport 'A'           | Premier 2  | 15        | 9        | 6        | 0        | 167       | 133       | 18         |
| 2020-21  | <i>season cancelled</i> |            |           |          |          |          |           |           |            |
| 2021-22  | Stockport 'A'           | Div 1      | 16        | 5        | 11       | 0        | 106       | 158       | 10         |
| 2022-23  | Stockport 'A'           | Chmp       | 18        | 8        | 10       | 0        | 156       | 188       | 16         |

## STOCKPORT 'B'

|          |                         | <u>DIV</u> | <u>GP</u> | <u>W</u> | <u>L</u> | <u>T</u> | <u>GF</u> | <u>GA</u> | <u>PTS</u> |
|----------|-------------------------|------------|-----------|----------|----------|----------|-----------|-----------|------------|
| 2010-11  | Stockport 'B'           | North 2    | 18        | 16       | 2        | 0        | 245       | 85        | 50         |
| 2011-12  | Stockport 'B'           | North 2    | 16        | 5        | 10       | 1        | 128       | 152       | 26         |
| 2012-13  | Stockport 'B'           | North 2    | 16        | 11       | 5        | 0        | 178       | 120       | 38         |
| 2013-14  | Stockport 'B'           | North 2    | 18        | 9        | 8        | 1        | 124       | 86        | 37         |
| 2014-15  | Stockport 'B'           | North 2    | 18        | 7        | 10       | 1        | 95        | 90        | 33         |
| 2014-15  | Stockport 'B'           | North 3    | 18        | 7        | 10       | 1        | 95        | 90        | 33         |
| 2015-16  | Stockport 'B'           | North 1    | 17        | 7        | 8        | 2        | 97        | 122       | 33         |
| 2016-17  | Stockport 'B'           | North 1    | 18        | 5        | 13       | 0        | 152       | 196       | 27         |
| 2017-18  | Stockport 'B'           | North 2    | 14        | 3        | 11       | 0        | 40        | 99        | 0          |
| 2018-19  | Stockport 'B'           | North 3    | 12        | 9        | 3        | 0        | 121       | 68        | 18         |
| 2019-20* | Stockport 'B'           | North 1    | 12        | 1        | 11       | 0        | 69        | 146       | 2          |
| 2020-21  | <i>season cancelled</i> |            |           |          |          |          |           |           |            |
| 2021-22  | Stockport 'B'           | Div 3      | 16        | 10       | 5        | 1        | 134       | 104       | 21         |
| 2022-23  | Stockport 'B'           | Div 1      | 15        | 1        | 14       | 0        | 73        | 151       | 2          |

## CITY OF STOKE

|          |                         | <u>DIV</u> | <u>GP</u> | <u>W</u> | <u>L</u> | <u>T</u> | <u>GF</u> | <u>GA</u> | <u>PTS</u> |
|----------|-------------------------|------------|-----------|----------|----------|----------|-----------|-----------|------------|
| 2012-13  | City of Stoke           | Chmp 2A    | 12        | 1        | 10       | 1        | 53        | 197       | 15         |
| 2013-14  | City of Stoke           | Chmp 2A    | 12        | 2        | 7        | 3        | 71        | 136       | 17         |
| 2014-15  | City of Stoke           | Chmp 2A    | 17        | 0        | 17       | 0        | 48        | 277       | 17         |
| 2015-16  | City of Stoke           | Chmp 2B    | 5         | 0        | 5        | 0        | 24        | 86        | 5          |
| 2015-16  | City of Stoke           | Chmp 2L    | 8         | 0        | 8        | 0        | 34        | 111       | 8          |
| 2016-17  | City of Stoke           | Chmp 2B    | 5         | 0        | 5        | 0        | 8         | 72        | 4          |
| 2016-17  | City of Stoke           | Chmp 2L    | 10        | 3        | 7        | 0        | 47        | 109       | 16         |
| 2017-18  | City of Stoke           | Premier 3  | 13        | 3        | 10       | 0        | 83        | 142       | 6          |
| 2018-19  | City of Stoke           | Premier 3  | 14        | 6        | 8        | 0        | 74        | 102       | 12         |
| 2019-20* | City of Stoke           | Premier 3  | 10        | 3        | 6        | 1        | 75        | 113       | 7          |
| 2020-21  | <i>season cancelled</i> |            |           |          |          |          |           |           |            |
| 2021-22  | City of Stoke           | Div 2      | 14        | 2        | 12       | 0        | 86        | 154       | 4          |

## CITY OF STOKE 'A'

|         |                   | <u>DIV</u> | <u>GP</u> | <u>W</u> | <u>L</u> | <u>T</u> | <u>GF</u> | <u>GA</u> | <u>PTS</u> |
|---------|-------------------|------------|-----------|----------|----------|----------|-----------|-----------|------------|
| 2015-16 | City of Stoke 'A' | North 2    | 16        | 3        | 13       | 0        | 51        | 122       | 22         |
| 2016-17 | City of Stoke 'A' | North 2    | 0         | 0        | 0        | 0        | 0         | 0         | -2         |

## TIMPERLEY

|          |                         | <u>DIV</u> | <u>GP</u> | <u>W</u> | <u>L</u> | <u>T</u> | <u>GF</u> | <u>GA</u> | <u>PTS</u> |
|----------|-------------------------|------------|-----------|----------|----------|----------|-----------|-----------|------------|
| 2010-11  | Timperley               | Premier    | 18        | 5        | 10       | 3        | 167       | 208       | 31         |
| 2011-12  | Timperley               | Premier    | 17        | 5        | 10       | 2        | 162       | 171       | 29         |
| 2012-13  | Timperley               | Premier    | 18        | 9        | 7        | 2        | 171       | 176       | 38         |
| 2013-14  | Timperley               | Premier    | 14        | 7        | 7        | 0        | 151       | 122       | 28         |
| 2014-15  | Timperley               | Premier    | 17        | 10       | 7        | 0        | 185       | 146       | 37         |
| 2015-16  | Timperley               | Premier    | 18        | 10       | 6        | 2        | 228       | 172       | 40         |
| 2016-17  | Timperley               | Premier    | 17        | 8        | 7        | 2        | 149       | 152       | 34         |
| 2017-18  | Timperley               | Premier 1  | 14        | 10       | 3        | 1        | 153       | 112       | 21         |
| 2018-19  | Timperley               | Premier 1  | 10        | 3        | 6        | 1        | 63        | 103       | 7          |
| 2019-20* | Timperley               | Premier 1  | 10        | 1        | 8        | 1        | 94        | 124       | 3          |
| 2020-21  | <i>season cancelled</i> |            |           |          |          |          |           |           |            |
| 2021-22  | Timperley               | Premier 1  | 14        | 2        | 11       | 1        | 80        | 165       | 5          |
| 2022-23  | Timperley               | Premier    | 14        | 1        | 13       | 0        | 72        | 164       | 2          |

## TIMPERLEY 'A'

|          |                         | <u>DIV</u> | <u>GP</u> | <u>W</u> | <u>L</u> | <u>T</u> | <u>GF</u> | <u>GA</u> | <u>PTS</u> |
|----------|-------------------------|------------|-----------|----------|----------|----------|-----------|-----------|------------|
| 2010-11  | Timperley 'A'           | North 1    | 16        | 6        | 10       | 0        | 132       | 184       | 28         |
| 2011-12  | Timperley 'A'           | North 1    | 18        | 11       | 6        | 1        | 203       | 127       | 41         |
| 2012-13  | Timperley 'A'           | North 1    | 18        | 8        | 9        | 1        | 167       | 172       | 35         |
| 2013-14  | Timperley 'A'           | North 1    | 18        | 11       | 7        | 0        | 237       | 169       | 40         |
| 2014-15  | Timperley 'A'           | North 1    | 18        | 10       | 7        | 1        | 235       | 177       | 39         |
| 2015-16  | Timperley 'A'           | Chmp 1     | 20        | 2        | 18       | 0        | 137       | 246       | 24         |
| 2016-17  | Timperley 'A'           | Chmp 2A    | 5         | 5        | 0        | 0        | 45        | 17        | 15         |
| 2016-17  | Timperley 'A'           | Chmp 2H    | 10        | 7        | 3        | 0        | 105       | 65        | 24         |
| 2017-18  | Timperley 'A'           | North 1    | 14        | 7        | 5        | 2        | 101       | 121       | 16         |
| 2018-19  | Timperley 'A'           | North 1    | 11        | 4        | 6        | 1        | 122       | 126       | 9          |
| 2019-20* | Timperley 'A'           | Premier 2  | 14        | 2        | 12       | 0        | 81        | 163       | 4          |
| 2020-21  | <i>season cancelled</i> |            |           |          |          |          |           |           |            |
| 2021-22  | Timperley 'A'           | Div 2      | 16        | 10       | 6        | 0        | 161       | 112       | 20         |
| 2022-23  | Timperley 'A'           | Div 1      | 16        | 13       | 1        | 2        | 145       | 79        | 28         |

**TIMPERLEY 'B'**

|         |               | <u>DIV</u> | <u>GP</u> | <u>W</u> | <u>L</u> | <u>T</u> | <u>GF</u> | <u>GA</u> | <u>PTS</u> |
|---------|---------------|------------|-----------|----------|----------|----------|-----------|-----------|------------|
| 2010-11 | Timperley 'B' | North 3    | 14        | 10       | 2        | 2        | 166       | 77        | 36         |
| 2011-12 | Timperley 'B' | North 2    | 16        | 10       | 6        | 0        | 215       | 142       | 36         |
| 2012-13 | Timperley 'B' | North 2    | 16        | 14       | 2        | 0        | 239       | 147       | 44         |
| 2013-14 | Timperley 'B' | North 2    | 18        | 11       | 7        | 0        | 155       | 136       | 40         |
| 2014-15 | Timperley 'B' | North 2    | 18        | 5        | 10       | 3        | 146       | 184       | 31         |
| 2014-15 | Timperley 'B' | North 3    | 18        | 5        | 10       | 3        | 146       | 184       | 31         |
| 2015-16 | Timperley 'B' | North 1    | 18        | 4        | 14       | 0        | 89        | 119       | 26         |
| 2016-17 | Timperley 'B' | North 1    | 17        | 8        | 9        | 0        | 158       | 157       | 32         |
| 2017-18 | Timperley 'B' | North 2    | 14        | 8        | 6        | 0        | 88        | 98        | 12         |
| 2018-19 | Timperley 'B' | North 2    | 12        | 2        | 10       | 0        | 81        | 183       | 2          |

**TIMPERLEY 'C'**

|         |               | <u>DIV</u> | <u>GP</u> | <u>W</u> | <u>L</u> | <u>T</u> | <u>GF</u> | <u>GA</u> | <u>PTS</u> |
|---------|---------------|------------|-----------|----------|----------|----------|-----------|-----------|------------|
| 2010-11 | Timperley 'C' | North 3    | 14        | 7        | 7        | 0        | 91        | 87        | 28         |
| 2011-12 | Timperley 'C' | North 3    | 16        | 7        | 9        | 0        | 147       | 124       | 29         |
| 2012-13 | Timperley 'C' | North 3    | 15        | 5        | 9        | 1        | 133       | 169       | 26         |
| 2013-14 | Timperley 'C' | North 3    | 18        | 6        | 12       | 0        | 106       | 129       | 30         |

**WACONIANS GUILD**

|         |                 | <u>DIV</u> | <u>GP</u> | <u>W</u> | <u>L</u> | <u>T</u> | <u>GF</u> | <u>GA</u> | <u>PTS</u> |
|---------|-----------------|------------|-----------|----------|----------|----------|-----------|-----------|------------|
| 2010-11 | Waconians Guild | North 3    | 14        | 12       | 2        | 0        | 146       | 89        | 38         |
| 2011-12 | Waconians Guild | Chmp 2A    | 12        | 2        | 10       | 0        | 59        | 111       | 11         |
| 2012-13 | Waconians Guild | Chmp 2A    | 12        | 1        | 11       | 0        | 22        | 67        | 14         |
| 2013-14 | Waconians Guild | North 3    | 18        | 6        | 11       | 1        | 85        | 117       | 31         |

**WACSBURY**

|         |          | <u>DIV</u> | <u>GP</u> | <u>W</u> | <u>L</u> | <u>T</u> | <u>GF</u> | <u>GA</u> | <u>PTS</u> |
|---------|----------|------------|-----------|----------|----------|----------|-----------|-----------|------------|
| 2022-23 | Wacsbury | Premier    | 14        | 1        | 13       | 0        | 85        | 182       | 2          |

**WACSBURY 'A'**

|         |              | <u>DIV</u> | <u>GP</u> | <u>W</u> | <u>L</u> | <u>T</u> | <u>GF</u> | <u>GA</u> | <u>PTS</u> |
|---------|--------------|------------|-----------|----------|----------|----------|-----------|-----------|------------|
| 2022-23 | Wacsbury 'A' | Div 1      | 16        | 7        | 9        | 0        | 135       | 134       | 14         |

**WACSBURY 'B'**

|         |              | <u>DIV</u> | <u>GP</u> | <u>W</u> | <u>L</u> | <u>T</u> | <u>GF</u> | <u>GA</u> | <u>PTS</u> |
|---------|--------------|------------|-----------|----------|----------|----------|-----------|-----------|------------|
| 2022-23 | Wacsbury 'B' | Div 2      | 12        | 2        | 7        | 3        | 72        | 98        | 7          |

**WILMSLOW**

|          |                         | <u>DIV</u> | <u>GP</u> | <u>W</u> | <u>L</u> | <u>T</u> | <u>GF</u> | <u>GA</u> | <u>PTS</u> |
|----------|-------------------------|------------|-----------|----------|----------|----------|-----------|-----------|------------|
| 2010-11  | Wilmslow                | Premier    | 17        | 6        | 10       | 1        | 153       | 209       | 30         |
| 2011-12  | Wilmslow                | Premier    | 16        | 7        | 9        | 0        | 138       | 181       | 30         |
| 2012-13  | Wilmslow                | Premier    | 17        | 2        | 14       | 1        | 120       | 224       | 22         |
| 2013-14  | Wilmslow                | Chmp 1     | 14        | 8        | 6        | 0        | 177       | 134       | 30         |
| 2014-15  | Wilmslow                | Chmp 1     | 17        | 15       | 2        | 0        | 224       | 80        | 47         |
| 2015-16  | Wilmslow                | Premier    | 18        | 2        | 14       | 2        | 125       | 225       | 24         |
| 2016-17  | Wilmslow                | Chmp 1     | 18        | 3        | 14       | 1        | 153       | 225       | 25         |
| 2017-18  | Wilmslow                | Premier 2  | 12        | 2        | 10       | 0        | 40        | 130       | 0          |
| 2018-19  | Wilmslow                | Premier 3  | 14        | 12       | 1        | 1        | 130       | 59        | 25         |
| 2019-20* | Wilmslow                | Premier 2  | 14        | 7        | 4        | 3        | 123       | 132       | 17         |
| 2020-21  | <i>season cancelled</i> |            |           |          |          |          |           |           |            |
| 2021-22  | Wilmslow                | Div 1      | 16        | 2        | 13       | 1        | 102       | 185       | 5          |
| 2022-23  | Wilmslow                | Div 1      | 15        | 14       | 0        | 1        | 226       | 57        | 29         |

**WILMSLOW 'A'**

|          |              | <u>DIV</u> | <u>GP</u> | <u>W</u> | <u>L</u> | <u>T</u> | <u>GF</u> | <u>GA</u> | <u>PTS</u> |
|----------|--------------|------------|-----------|----------|----------|----------|-----------|-----------|------------|
| 2010-11  | Wilmslow 'A' | North 2    | 18        | 4        | 14       | 0        | 140       | 202       | 26         |
| 2011-12  | Wilmslow 'A' | North 2    | 16        | 4        | 12       | 0        | 119       | 188       | 23         |
| 2012-13  | Wilmslow 'A' | North 3    | 16        | 16       | 0        | 0        | 278       | 65        | 48         |
| 2013-14  | Wilmslow 'A' | North 2    | 18        | 14       | 4        | 0        | 180       | 104       | 46         |
| 2014-15  | Wilmslow 'A' | North 1    | 18        | 6        | 10       | 2        | 155       | 257       | 32         |
| 2015-16  | Wilmslow 'A' | Chmp 2A    | 5         | 4        | 1        | 0        | 55        | 30        | 13         |
| 2015-16  | Wilmslow 'A' | Chmp 2H    | 10        | 5        | 5        | 0        | 83        | 82        | 20         |
| 2016-17  | Wilmslow 'A' | Chmp 2B    | 5         | 2        | 1        | 2        | 46        | 29        | 10         |
| 2016-17  | Wilmslow 'A' | Chmp 2L    | 10        | 4        | 5        | 1        | 62        | 39        | 15         |
| 2017-18  | Wilmslow 'A' | North 1    | 14        | 2        | 12       | 0        | 64        | 80        | -10        |
| 2018-19  | Wilmslow 'A' | North 2    | 12        | 10       | 2        | 0        | 132       | 80        | 20         |
| 2019-20* | Wilmslow 'A' | North 1    | 13        | 5        | 5        | 3        | 92        | 74        | 13         |
| 2022-23  | Wilmslow 'A' | Div 2      | 12        | 3        | 9        | 0        | 55        | 46        | 6          |

**YORK**

|         |      | <u>DIV</u> | <u>GP</u> | <u>W</u> | <u>L</u> | <u>T</u> | <u>GF</u> | <u>GA</u> | <u>PTS</u> |
|---------|------|------------|-----------|----------|----------|----------|-----------|-----------|------------|
| 2010-11 | York | Chmp 2A    | 12        | 3        | 9        | 0        | 53        | 87        | 18         |

**GERMANY – FIELD LACROSSE****1993-****2012-13 DEUTSCHER LACROSSE VERBAND**

|                                | <u>GP</u> | <u>W</u> | <u>L</u> | <u>GF</u> | <u>GA</u> | <u>PTS</u> |
|--------------------------------|-----------|----------|----------|-----------|-----------|------------|
| <b>BUNDESLIGA 1 NORTH</b>      |           |          |          |           |           |            |
| HTHC Hamburg Warriors          | 7         | 7        | 0        | 123       | 24        | 21         |
| DHC Hannover                   | 5         | 1        | 4        | 28        | 67        | 3          |
| HTHC Hamburg Warriors B        | 5         | 1        | 4        | 13        | 73        | 3          |
| Lacrosse Club Kiel             | 1         | 0        | 1        | 0         | 0         | 0          |
| <b>BUNDESLIGA 1 EAST</b>       |           |          |          |           |           |            |
| Berliner HC                    | 12        | 12       | 0        | 178       | 24        | 36         |
| SCC Berliner Lacrosse Verein   | 12        | 10       | 2        | 172       | 46        | 30         |
| Berliner HC B                  | 9         | 5        | 4        | 62        | 86        | 15         |
| Poznań Hussars                 | 11        | 3        | 7        | 49        | 97        | 10         |
| USV Dresden Braves             | 10        | 3        | 7        | 50        | 99        | 9          |
| BSC Victoria Berlin            | 10        | 3        | 7        | 36        | 112       | 9          |
| SG Cottbus Leipzig             | 12        | 1        | 10       | 63        | 146       | 4          |
| <b>BUNDESLIGA 1 WEST</b>       |           |          |          |           |           |            |
| KKHT Schwarz-Weiß Köln 1920    | 8         | 7        | 1        | 91        | 56        | 21         |
| SC Frankfurt 1880              | 8         | 6        | 2        | 91        | 75        | 18         |
| VFL 05 Aachen                  | 7         | 4        | 3        | 86        | 49        | 12         |
| Düsseldorfer Sport-Club 1899   | 7         | 1        | 6        | 52        | 86        | 3          |
| TSG Kaiserslautern Lumberjacks | 2         | 0        | 2        | 12        | 29        | 0          |
| Marburg Saints                 | 4         | 0        | 4        | 11        | 48        | 0          |
| <b>BUNDESLIGA 2 NORTH</b>      |           |          |          |           |           |            |
| Bielefelder TG Hawks           | 10        | 9        | 1        | 121       | 45        | 27         |
| DHC Hannover B                 | 7         | 6        | 1        | 71        | 50        | 18         |
| Braunschweig Guardians         | 8         | 4        | 4        | 78        | 54        | 12         |
| Hamburg III                    | 6         | 3        | 3        | 56        | 41        | 9          |
| Lübeck Lacrosse                | 8         | 1        | 7        | 34        | 84        | 3          |
| MTV Grone Göttingen            | 9         | 1        | 8        | 40        | 126       | 3          |
| <b>BUNDESLIGA 2 WEST</b>       |           |          |          |           |           |            |
| FKS Mainz Musketeers           | 8         | 6        | 2        | 107       | 42        | 18         |
| TSG Kaiserslautern Lumberjacks | 4         | 4        | 0        | 45        | 19        | 12         |
| KKHT Schwarz-Weiß Köln B       | 6         | 3        | 3        | 30        | 50        | 9          |
| SG Kassel-Münster              | 6         | 2        | 4        | 29        | 49        | 6          |
| Marburg Saints                 | 3         | 2        | 1        | 22        | 17        | 6          |
| Ruhrpott Pirates               | 7         | 0        | 7        | 31        | 87        | 0          |

*Marburg Saints transferred in mid-season from Bundesliga 1 West to Bundesliga 2 West*

*TSG Kaiserslautern Lumberjackstransferred in mid-season from Bundesliga 2 West to Bundesliga 1 West*

**2013-14 DEUTSCHER LACROSSE VERBAND**

|                                | <u>GP</u> | <u>W</u> | <u>L</u> | <u>GF</u> | <u>GA</u> | <u>PTS</u> |
|--------------------------------|-----------|----------|----------|-----------|-----------|------------|
| <b>BUNDESLIGA 1 NORTH-EAST</b> |           |          |          |           |           |            |
| HTHC Hamburg Warriors          | 8         | 7        | 1        | 132       | 50        | 21         |
| Berliner HC                    | 8         | 7        | 1        | 105       | 51        | 21         |
| SCC Berliner Lacrosse Verein   | 8         | 4        | 4        | 79        | 86        | 12         |
| DHC Hannover                   | 8         | 1        | 7        | 47        | 103       | 3          |
| Bielefelder TG Hawks           | 8         | 1        | 7        | 38        | 111       | 3          |
| <b>BUNDESLIGA 1 WEST</b>       |           |          |          |           |           |            |
| KKHT Schwarz-Weiß Köln 1920    | 8         | 7        | 1        | 136       | 47        | 21         |
| Düsseldorfer Sport-Club 1899   | 8         | 6        | 2        | 67        | 72        | 18         |
| SC Frankfurt 1880              | 8         | 3        | 5        | 76        | 90        | 9          |
| VFL 05 Aachen                  | 8         | 2        | 6        | 63        | 83        | 6          |
| TSG Kaiserslautern Lumberjacks | 8         | 2        | 6        | 48        | 98        | 6          |

|                          | <u>GP</u> | <u>W</u> | <u>L</u> |  | <u>GF</u> | <u>GA</u> | <u>PTS</u> |
|--------------------------|-----------|----------|----------|--|-----------|-----------|------------|
| BUNDESLIGA 2 NORTH       |           |          |          |  |           |           |            |
| Braunschweig Guardians   | 14        | 13       | 1        |  | 153       | 62        | 39         |
| HTHC Hamburg Warriors II | 12        | 7        | 4        |  | 118       | 81        | 22         |
| Lacrosse Club Kiel       | 12        | 7        | 4        |  | 97        | 86        | 22         |
| DHC Hannover B           | 10        | 4        | 6        |  | 59        | 80        | 12         |
| Bremen Likkedeeler       | 10        | 3        | 6        |  | 51        | 86        | 10         |
| Göttingen Grasshoppers   | 9         | 2        | 6        |  | 42        | 73        | 7          |
| East Coast Shellbacks    | 10        | 1        | 9        |  | 56        | 103       | 3          |

|                        | <u>GP</u> | <u>W</u> | <u>L</u> | <u>OL</u> | <u>GF</u> | <u>GA</u> | <u>PTS</u> |
|------------------------|-----------|----------|----------|-----------|-----------|-----------|------------|
| BUNDESLIGA 2 EAST      |           |          |          |           |           |           |            |
| USV Dresden Braves     | 8         | 7        | 1        | 0         | 74        | 36        | 20         |
| BSC Victoria Berlin    | 9         | 6        | 3        | 0         | 68        | 51        | 18         |
| Berliner HC B          | 7         | 4        | 2        | 1         | 53        | 35        | 12         |
| SG Cottbus / Leipzig C | 8         | 1        | 6        | 1         | 42        | 90        | 4          |
| SG Cottbus / Leipzig L | 7         | 1        | 6        | 0         | 31        | 61        | 3          |

|                         | <u>GP</u> | <u>W</u> | <u>L</u> |  | <u>GF</u> | <u>GA</u> | <u>PTS</u> |
|-------------------------|-----------|----------|----------|--|-----------|-----------|------------|
| BUNDESLIGA 2 WEST       |           |          |          |  |           |           |            |
| FKS Mainz Musketeers    | 14        | 12       | 2        |  | 167       | 67        | 36         |
| SG Köln / Bonn          | 14        | 12       | 2        |  | 125       | 72        | 36         |
| Marburg Saints          | 14        | 10       | 4        |  | 112       | 71        | 30         |
| Ruhrpott Pirates        | 14        | 8        | 6        |  | 107       | 77        | 24         |
| Münster Mohawks         | 14        | 7        | 7        |  | 87        | 96        | 21         |
| HC Kassel Raccoons      | 14        | 4        | 10       |  | 66        | 110       | 12         |
| SG Dortmund / Paderborn | 14        | 3        | 11       |  | 72        | 119       | 9          |
| Kaiserslautern II       | 14        | 0        | 14       |  | 30        | 154       | 0          |

#### 2014-15 DEUTSCHER LACROSSE VERBAND

|                              | <u>GP</u> | <u>W</u> | <u>L</u> |  | <u>GF</u> | <u>GA</u> | <u>PTS</u> |
|------------------------------|-----------|----------|----------|--|-----------|-----------|------------|
| BUNDESLIGA 1 NORTH-EAST      |           |          |          |  |           |           |            |
| HTHC Hamburg Warriors        | 10        | 10       | 0        |  | 156       | 13        | 30         |
| Berliner HC                  | 10        | 7        | 3        |  | 98        | 68        | 21         |
| DHC Hannover                 | 10        | 5        | 5        |  | 80        | 90        | 15         |
| SCC Berliner Lacrosse Verein | 10        | 5        | 5        |  | 76        | 84        | 13         |
| Bielefelder TG Hawks         | 10        | 1        | 8        |  | 46        | 112       | 4          |
| Braunschweig Guardians       | 10        | 1        | 8        |  | 50        | 139       | 4          |

|                              | <u>GP</u> | <u>W</u> | <u>L</u> |  | <u>GF</u> | <u>GA</u> | <u>PTS</u> |
|------------------------------|-----------|----------|----------|--|-----------|-----------|------------|
| BUNDESLIGA 1 WEST            |           |          |          |  |           |           |            |
| KKHT Schwarz-Weiß Köln       | 8         | 8        | 0        |  | 127       | 13        | 24         |
| SC Frankfurt 1880            | 8         | 5        | 3        |  | 65        | 72        | 15         |
| VFL 05 Aachen                | 8         | 3        | 5        |  | 47        | 80        | 9          |
| Düsseldorfer Sport-Club 1899 | 8         | 2        | 6        |  | 41        | 62        | 6          |
| FKS Mainz Musketeers         | 8         | 2        | 6        |  | 38        | 91        | 6          |

|                         | <u>GP</u> | <u>W</u> | <u>L</u> |  | <u>GF</u> | <u>GA</u> | <u>PTS</u> |
|-------------------------|-----------|----------|----------|--|-----------|-----------|------------|
| BUNDESLIGA 2 NORTH      |           |          |          |  |           |           |            |
| Lacrosse Club Kiel      | 8         | 7        | 1        |  | 74        | 37        | 21         |
| HTHC Hamburg Warriors B | 10        | 6        | 4        |  | 86        | 55        | 18         |
| Göttingen Grasshoppers  | 10        | 5        | 5        |  | 82        | 67        | 15         |
| East Coast Shellbacks   | 8         | 5        | 3        |  | 60        | 51        | 15         |
| Bremen Likkedeeler      | 10        | 3        | 7        |  | 70        | 97        | 9          |
| DHC Hannover B          | 8         | 1        | 7        |  | 33        | 98        | 3          |

|                                | <u>GP</u> | <u>W</u> | <u>L</u> |  | <u>GF</u> | <u>GA</u> | <u>PTS</u> |
|--------------------------------|-----------|----------|----------|--|-----------|-----------|------------|
| BUNDESLIGA 2 EAST              |           |          |          |  |           |           |            |
| BSC Victoria Berlin            | 11        | 9        | 2        |  | 142       | 44        | 27         |
| Berliner HC B                  | 11        | 8        | 3        |  | 110       | 61        | 24         |
| USV Dresden Braves             | 9         | 8        | 1        |  | 90        | 35        | 23         |
| SG Cottbus Halle Leipzig       | 10        | 4        | 5        |  | 74        | 70        | 13         |
| SCC Berliner Lacrosse Verein B | 10        | 3        | 7        |  | 54        | 109       | 9          |
| SG WB Weimar                   | 12        | 3        | 9        |  | 45        | 130       | 9          |
| SG Cottbus Halle Leipzig B     | 9         | 1        | 8        |  | 36        | 102       | 3          |

|                                | <u>GP</u> | <u>W</u> | <u>L</u> |  | <u>GF</u> | <u>GA</u> | <u>PTS</u> |
|--------------------------------|-----------|----------|----------|--|-----------|-----------|------------|
| BUNDESLIGA 2 WEST              |           |          |          |  |           |           |            |
| KKHT Schwarz-Weiß Köln B       | 11        | 10       | 1        |  | 120       | 45        | 30         |
| Ruhrpott Pirates               | 12        | 8        | 4        |  | 91        | 56        | 24         |
| TSG Kaiserslautern Lumberjacks | 12        | 7        | 5        |  | 109       | 83        | 21         |
| Marburg Saints                 | 11        | 6        | 5        |  | 95        | 70        | 18         |
| Münster Mohawks                | 12        | 4        | 8        |  | 53        | 104       | 12         |
| HC Kassel Raccoons             | 12        | 3        | 9        |  | 60        | 109       | 9          |
| SG Dortmund / Paderborn        | 12        | 3        | 9        |  | 46        | 107       | 9          |

## 2015-16 DEUTSCHER LACROSSE VERBAND

|   | <u>GP</u> | <u>W</u> | <u>L</u> | <u>GF</u> | <u>GA</u> | <u>PTS</u> |
|---|-----------|----------|----------|-----------|-----------|------------|
| <b>BUNDESLIGA 1 NORTH-EAST</b>          |           |          |          |           |           |            |
| HTHC Hamburg Warriors                   | 8         | 8        | 0        | 139       | 32        | 24         |
| SCC Berliner Lacrosse Verein            | 8         | 5        | 3        | 84        | 87        | 15         |
| Berliner HC                             | 8         | 4        | 4        | 76        | 64        | 12         |
| DHC Hannover                            | 8         | 2        | 6        | 49        | 94        | 6          |
| Bielefelder TG Hawks                    | 8         | 1        | 7        | 44        | 115       | 3          |
| <b>BUNDESLIGA 1 WEST</b>                |           |          |          |           |           |            |
| KKHT Schwarz-Weiß Köln                  | 12        | 11       | 1        | 223       | 32        | 33         |
| SC Frankfurt 1880                       | 12        | 9        | 3        | 116       | 54        | 27         |
| VFL 05 Aachen                           | 12        | 7        | 5        | 98        | 109       | 21         |
| Düsseldorfer Sport-Club 1899            | 12        | 7        | 5        | 77        | 113       | 21         |
| FKS Mainz Musketeers                    | 12        | 6        | 6        | 77        | 121       | 18         |
| Marburg Saints                          | 12        | 2        | 10       | 58        | 130       | 6          |
| Essen                                   | 12        | 0        | 12       | 34        | 124       | 0          |
| <b>BUNDESLIGA 1 SOUTH</b>               |           |          |          |           |           |            |
| HLC Rot-Weiß München                    | 10        | 9        | 1        | 120       | 40        | 27         |
| ABV Stuttgart                           | 10        | 8        | 2        | 118       | 54        | 24         |
| Karlsruhe                               | 10        | 6        | 4        | 102       | 71        | 18         |
| FT Würzburg                             | 10        | 4        | 6        | 81        | 116       | 12         |
| Erlangen Tribesmen                      | 10        | 3        | 7        | 55        | 129       | 9          |
| SG Mannheim / Heidelberg                | 10        | 0        | 10       | 54        | 120       | 0          |
| <b>BUNDESLIGA 2 NORTH</b>               |           |          |          |           |           |            |
| Lacrosse Club Kiel                      | 13        | 12       | 1        | 182       | 54        | 36         |
| HTHC Hamburg Warriors B                 | 14        | 12       | 2        | 166       | 65        | 36         |
| Braunschweig Guardians                  | 13        | 10       | 3        | 178       | 46        | 30         |
| Göttingen Grasshoppers                  | 14        | 9        | 5        | 100       | 79        | 27         |
| Bremen Likkedeeler                      | 14        | 5        | 9        | 92        | 120       | 15         |
| SG Lübeck / Rostock                     | 14        | 4        | 10       | 85        | 144       | 12         |
| DHC Hannover B                          | 14        | 3        | 11       | 63        | 141       | 9          |
| Osnabrück                               | 14        | 0        | 14       | 16        | 233       | 0          |
| <b>BUNDESLIGA 2 EAST</b>                |           |          |          |           |           |            |
| USV Dresden Braves                      | 12        | 11       | 1        | 111       | 31        | 33         |
| BSC Victoria Berlin                     | 12        | 9        | 3        | 88        | 46        | 27         |
| SG Berliner Lacrosse Verein B / Cottbus | 12        | 6        | 6        | 74        | 67        | 18         |
| SG Leipzig / Halle / Weimar             | 12        | 2        | 10       | 44        | 76        | 6          |
| Berliner HC B                           | 12        | 2        | 10       | 16        | 113       | 6          |
| <b>BUNDESLIGA 2 WEST NORTHEAST</b>      |           |          |          |           |           |            |
| Münster Mohawks                         | 10        | 10       | 0        | 119       | 26        | 30         |
| HC Kassel Raccoons                      | 10        | 8        | 2        | 111       | 45        | 24         |
| Münster Mohawks B                       | 10        | 4        | 6        | 51        | 77        | 12         |
| Dortmund                                | 10        | 4        | 6        | 42        | 74        | 12         |
| Paderborn Hornets                       | 10        | 3        | 7        | 73        | 66        | 9          |
| Essen B                                 | 10        | 1        | 9        | 15        | 123       | 3          |
| <b>BUNDESLIGA 2 WEST SOUTHWEST</b>      |           |          |          |           |           |            |
| SG Köln B / Bonn                        | 12        | 10       | 2        | 121       | 48        | 30         |
| TSG Kaiserslautern Lumberjacks          | 11        | 8        | 3        | 111       | 55        | 24         |
| SG Frankfurt B / Marburg B              | 11        | 6        | 5        | 73        | 72        | 18         |
| VFL 05 Aachen B                         | 12        | 5        | 7        | 65        | 73        | 15         |
| Saarlax                                 | 12        | 0        | 12       | 8         | 130       | 0          |
| <b>BAVARIA LANDESLIGA 1</b>             |           |          |          |           |           |            |
| TSV Ingolstadt Panthers                 | 12        | 12       | 0        | 119       | 25        | 36         |
| HLC Rot-Weiß München B                  | 12        | 7        | 5        | 102       | 57        | 21         |
| SG Nürnberg Erlangen B                  | 12        | 7        | 5        | 79        | 67        | 21         |
| HLC Rot-Weiß München C                  | 12        | 6        | 6        | 72        | 84        | 18         |
| Passau                                  | 12        | 5        | 7        | 61        | 89        | 15         |
| HLC Rot-Weiß München D                  | 12        | 5        | 7        | 86        | 72        | 15         |
| SG Regensburg / Bayreuth                | 12        | 0        | 12       | 11        | 136       | 0          |

| BADEN-WÜRTTEMBERG LANDESLIGA 1 | <u>GP</u> | <u>W</u> | <u>L</u> | <u>GF</u> | <u>GA</u> | <u>PTS</u> |
|--------------------------------|-----------|----------|----------|-----------|-----------|------------|
| TSG Tübingen                   | 12        | 9        | 3        | 99        | 36        | 27         |
| Konstanz Seagulls              | 12        | 9        | 3        | 79        | 50        | 27         |
| PTSV Jahn Freiburg Pumas       | 12        | 9        | 3        | 90        | 47        | 27         |
| Zeppelin Lacrosse              | 12        | 6        | 6        | 84        | 63        | 18         |
| Stuttgart B                    | 12        | 5        | 7        | 76        | 60        | 15         |
| Karlsruhe B                    | 12        | 2        | 10       | 34        | 145       | 6          |
| SG Mannheim B / Heidelberg B   | 12        | 2        | 10       | 60        | 121       | 6          |

#### 2016-17 DEUTSCHER LACROSSE VERBAND

| BUNDESLIGA 1 NORTH-EAST      | <u>GP</u> | <u>W</u> | <u>L</u> | <u>GF</u> | <u>GA</u> | <u>PTS</u> |
|------------------------------|-----------|----------|----------|-----------|-----------|------------|
| SCC Berliner Lacrosse Verein | 10        | 9        | 1        | 126       | 71        | 27         |
| HTHC Hamburg Warriors        | 10        | 8        | 2        | 160       | 50        | 24         |
| Berliner HC                  | 10        | 7        | 3        | 112       | 98        | 21         |
| DHC Hannover                 | 10        | 4        | 6        | 96        | 124       | 12         |
| Bielefelder TG Hawks         | 10        | 2        | 8        | 61        | 107       | 6          |
| USV Dresden Braves           | 10        | 0        | 10       | 40        | 145       | 0          |

| BUNDESLIGA 1 WEST            | <u>GP</u> | <u>W</u> | <u>L</u> | <u>GF</u> | <u>GA</u> | <u>PTS</u> |
|------------------------------|-----------|----------|----------|-----------|-----------|------------|
| KKHT Schwarz-Weiß Köln       | 12        | 11       | 1        | 174       | 36        | 33         |
| SC Frankfurt 1880            | 12        | 10       | 2        | 140       | 77        | 30         |
| Münster Mohawks              | 12        | 8        | 4        | 103       | 70        | 24         |
| VFL 05 Aachen                | 11        | 6        | 5        | 122       | 100       | 18         |
| Düsseldorfer Sport-Club 1899 | 11        | 4        | 7        | 59        | 101       | 12         |
| Marburg Saints               | 12        | 2        | 10       | 54        | 131       | 6          |
| FKS Mainz Musketeers         | 12        | 0        | 12       | 40        | 177       | 0          |

| BUNDESLIGA 1 SOUTH    | <u>GP</u> | <u>W</u> | <u>L</u> | <u>GF</u> | <u>GA</u> | <u>PTS</u> |
|-----------------------|-----------|----------|----------|-----------|-----------|------------|
| HLC Rot-Weiß München  | 10        | 9        | 1        | 187       | 58        | 27         |
| ABV Stuttgart         | 10        | 9        | 1        | 105       | 60        | 27         |
| Karlsruhe             | 10        | 4        | 6        | 84        | 92        | 12         |
| Rhein-Neckar Lacrosse | 10        | 3        | 7        | 67        | 114       | 9          |
| FT Würzburg           | 10        | 3        | 7        | 74        | 149       | 9          |
| Erlangen Tribesmen    | 10        | 2        | 8        | 62        | 106       | 6          |

| BUNDESLIGA 2 NORTH           | <u>GP</u> | <u>W</u> | <u>L</u> | <u>GF</u> | <u>GA</u> | <u>PTS</u> |
|------------------------------|-----------|----------|----------|-----------|-----------|------------|
| Lacrosse Club Kiel           | 11        | 11       | 0        | 133       | 34        | 33         |
| SG Hannover B / Braunschweig | 11        | 8        | 3        | 135       | 42        | 24         |
| HTHC Hamburg Warriors B      | 12        | 8        | 4        | 103       | 51        | 24         |
| Göttingen Lacrosse           | 11        | 5        | 6        | 80        | 79        | 15         |
| SG Lübeck / Rostock          | 12        | 4        | 8        | 76        | 114       | 12         |
| Bremen Likkedeeler           | 8         | 2        | 6        | 41        | 74        | 6          |
| Osnabrück                    | 11        | 0        | 11       | 14        | 188       | 0          |

| BUNDESLIGA 2 EAST                       | <u>GP</u> | <u>W</u> | <u>L</u> | <u>GF</u> | <u>GA</u> | <u>PTS</u> |
|---|-----------|----------|----------|-----------|-----------|------------|
| BSC Victoria Berlin                     | 4         | 4        | 0        | 40        | 9         | 12         |
| SG Berliner HC B / Dresden B            | 4         | 2        | 2        | 25        | 22        | 6          |
| SG Berliner Lacrosse Verein B / Cottbus | 4         | 2        | 2        | 24        | 18        | 6          |
| SG Leipzig / Halle / Erfurt             | 4         | 0        | 4        | 0         | 40        | 0          |

| BUNDESLIGA 2 WEST NORTHEAST | <u>GP</u> | <u>W</u> | <u>L</u> | <u>GF</u> | <u>GA</u> | <u>PTS</u> |
|-----------------------------|-----------|----------|----------|-----------|-----------|------------|
| Paderborn Hornets           | 10        | 9        | 1        | 109       | 56        | 27         |
| Dortmund                    | 10        | 7        | 3        | 74        | 46        | 21         |
| HC Kassel Raccoons          | 10        | 6        | 4        | 93        | 58        | 18         |
| Bochum Lacrosse             | 10        | 5        | 5        | 48        | 66        | 15         |
| Essen                       | 10        | 2        | 8        | 37        | 79        | 6          |
| Münster Mohawks B           | 10        | 1        | 9        | 36        | 92        | 3          |

| BUNDESLIGA 2 WEST SOUTH        | <u>GP</u> | <u>W</u> | <u>L</u> | <u>GF</u> | <u>GA</u> | <u>PTS</u> |
|--------------------------------|-----------|----------|----------|-----------|-----------|------------|
| TSG Kaiserslautern Lumberjacks | 8         | 8        | 0        | 96        | 43        | 24         |
| Frankfurt B                    | 8         | 4        | 3        | 41        | 43        | 12         |
| SG Köln B / Bonn               | 8         | 3        | 3        | 64        | 47        | 9          |
| SG Saarbrücken / Trier         | 8         | 3        | 4        | 50        | 41        | 9          |
| VFL 05 Aachen B                | 8         | 0        | 8        | 6         | 83        | 0          |



| BAVARIA LANDESLIGA 1     | <u>GP</u> | <u>W</u> | <u>L</u> | <u>GF</u> | <u>GA</u> | <u>PTS</u> |
|--------------------------|-----------|----------|----------|-----------|-----------|------------|
| TSV Ingolstadt Panthers  | 8         | 7        | 1        | 78        | 28        | 21         |
| HLC Rot-Weiß München D   | 8         | 6        | 2        | 69        | 26        | 18         |
| HLC Rot-Weiß München B   | 8         | 5        | 3        | 60        | 46        | 15         |
| SG Nürnberg / Erlangen B | 8         | 2        | 6        | 39        | 63        | 6          |
| Passau                   | 8         | 0        | 8        | 7         | 90        | 0          |

| BADEN-WÜRTTEMBERG LANDESLIGA 1 | <u>GP</u> | <u>W</u> | <u>L</u> | <u>GF</u> | <u>GA</u> | <u>PTS</u> |
|--------------------------------|-----------|----------|----------|-----------|-----------|------------|
| PTSV Jahn Freiburg Pumas       | 12        | 11       | 1        | 140       | 26        | 33         |
| TSG Tübingen                   | 12        | 10       | 2        | 95        | 50        | 30         |
| ABV Stuttgart B                | 12        | 8        | 4        | 88        | 56        | 24         |
| SG Friedrichshafen / Ulm       | 12        | 5        | 7        | 64        | 75        | 15         |
| Konstanz Seagulls              | 12        | 5        | 7        | 50        | 69        | 15         |
| Rhein-Neckar Lacrosse B        | 12        | 2        | 10       | 61        | 121       | 6          |
| Karlsruhe B                    | 12        | 1        | 11       | 27        | 128       | 3          |

### 2017-18 DEUTSCHER LACROSSE VERBAND

| BUNDESLIGA 1 NORTH-EAST      | <u>GP</u> | <u>W</u> | <u>L</u> | <u>GF</u> | <u>GA</u> | <u>PTS</u> |
|------------------------------|-----------|----------|----------|-----------|-----------|------------|
| HTHC Hamburg Warriors        | 10        | 10       | 0        | 194       | 23        | 30         |
| DHC Hannover                 | 10        | 7        | 3        | 131       | 104       | 21         |
| Berliner HC                  | 10        | 6        | 4        | 97        | 99        | 18         |
| SCC Berliner Lacrosse Verein | 10        | 5        | 5        | 93        | 96        | 15         |
| BSC Victoria Berlin          | 10        | 2        | 8        | 55        | 114       | 6          |
| USV Dresden Braves           | 10        | 0        | 10       | 35        | 169       | 0          |

| BUNDESLIGA 1 WEST              | <u>GP</u> | <u>W</u> | <u>L</u> | <u>GF</u> | <u>GA</u> | <u>PTS</u> |
|--------------------------------|-----------|----------|----------|-----------|-----------|------------|
| KKHT Schwarz-Weiß Köln         | 12        | 11       | 1        | 177       | 41        | 33         |
| VFL 05 Aachen                  | 12        | 8        | 4        | 105       | 104       | 24         |
| SC Frankfurt 1880              | 12        | 7        | 5        | 160       | 87        | 21         |
| Münster Mohawks                | 12        | 5        | 7        | 82        | 111       | 15         |
| Bielefelder TG Hawks           | 12        | 5        | 7        | 88        | 106       | 15         |
| Düsseldorfer Sport-Club 1899   | 12        | 4        | 8        | 75        | 112       | 12         |
| TSG Kaiserslautern Lumberjacks | 12        | 2        | 10       | 46        | 172       | 6          |

| BUNDESLIGA 1 SOUTH       | <u>GP</u> | <u>W</u> | <u>L</u> | <u>GF</u> | <u>GA</u> | <u>PTS</u> |
|--------------------------|-----------|----------|----------|-----------|-----------|------------|
| HLC Rot-Weiß München     | 14        | 14       | 0        | 254       | 67        | 42         |
| ABV Stuttgart A          | 14        | 11       | 3        | 119       | 66        | 33         |
| Erlangen Tribesmen       | 14        | 9        | 5        | 137       | 120       | 27         |
| PTSV Jahn Freiburg Pumas | 14        | 7        | 7        | 111       | 154       | 21         |
| FT Würzburg              | 14        | 6        | 8        | 120       | 156       | 18         |
| KIT SC Karlsruhe Storm   | 14        | 5        | 9        | 125       | 131       | 15         |
| Rhein-Neckar Lacrosse    | 14        | 2        | 12       | 89        | 145       | 6          |
| TSG Tübingen             | 14        | 2        | 12       | 52        | 168       | 6          |

| BUNDESLIGA 2 NORTH           | <u>GP</u> | <u>W</u> | <u>L</u> | <u>GF</u> | <u>GA</u> | <u>PTS</u> |
|------------------------------|-----------|----------|----------|-----------|-----------|------------|
| SG Braunschweig / Hannover B | 8         | 7        | 1        | 115       | 41        | 21         |
| HTHC Hamburg Warriors B      | 8         | 6        | 2        | 70        | 50        | 18         |
| Lacrosse Club Kiel           | 6         | 3        | 3        | 56        | 46        | 9          |
| SG Lübeck / Rostock          | 7         | 1        | 6        | 43        | 104       | 3          |
| Bremen Likkedeeler           | 7         | 1        | 6        | 36        | 79        | 3          |

| BUNDESLIGA 2 EAST              | <u>GP</u> | <u>W</u> | <u>L</u> | <u>GF</u> | <u>GA</u> | <u>PTS</u> |
|--------------------------------|-----------|----------|----------|-----------|-----------|------------|
| Berliner HC B                  | 8         | 5        | 3        | 26        | 9         | 15         |
| BSC Victoria Berlin B          | 8         | 5        | 3        | 21        | 4         | 15         |
| SCC Berliner Lacrosse Verein B | 8         | 4        | 4        | 22        | 20        | 12         |
| ATV Leipzig 1845               | 8         | 3        | 5        | 46        | 74        | 9          |
| USV Dresden Braves B           | 8         | 3        | 5        | 17        | 25        | 9          |

| BUNDESLIGA 2 WEST NORTH | <u>GP</u> | <u>W</u> | <u>L</u> | <u>GF</u> | <u>GA</u> | <u>PTS</u> |
|-------------------------|-----------|----------|----------|-----------|-----------|------------|
| TSC Eintracht Dortmund  | 10        | 8        | 2        | 97        | 44        | 24         |
| Paderborn Hornets       | 10        | 7        | 3        | 99        | 63        | 21         |
| SG Bonn / Köln B        | 10        | 6        | 4        | 94        | 63        | 18         |
| Bochum Lacrosse         | 10        | 5        | 5        | 76        | 69        | 15         |
| Münster Mohawks B       | 10        | 4        | 6        | 50        | 85        | 12         |
| Essen                   | 10        | 0        | 10       | 23        | 115       | 0          |

| BUNDESLIGA 2 WEST SOUTH | <u>GP</u> | <u>W</u> | <u>L</u> | <u>GF</u> | <u>GA</u> | <u>PTS</u> |
|-------------------------|-----------|----------|----------|-----------|-----------|------------|
| Marburg Saints          | 8         | 6        | 2        | 56        | 48        | 18         |
| FKS Mainz Musketeers    | 8         | 5        | 3        | 60        | 40        | 15         |
| HC Kassel Raccoons      | 8         | 4        | 4        | 59        | 49        | 12         |
| Göttingen Lacrosse      | 8         | 4        | 4        | 64        | 54        | 12         |
| SC Frankfurt 1880 B     | 8         | 1        | 7        | 39        | 87        | 3          |

| BAVARIA LANDESLIGA 1                | <u>GP</u> | <u>W</u> | <u>L</u> | <u>GF</u> | <u>GA</u> | <u>PTS</u> |
|-------------------------------------|-----------|----------|----------|-----------|-----------|------------|
| HLC Rot-Weiß München B              | 10        | 9        | 1        | 148       | 64        | 27         |
| SG Bayreuth / Erlangen / Nürnberg   | 10        | 7        | 3        | 113       | 65        | 21         |
| TSV Ingolstadt Panthers             | 10        | 6        | 4        | 92        | 71        | 18         |
| HLC Rot-Weiß München D              | 10        | 5        | 5        | 82        | 73        | 15         |
| SG Bayreuth / Erlangen / Nürnberg B | 10        | 3        | 7        | 66        | 86        | 9          |
| Passau                              | 10        | 0        | 10       | 24        | 166       | 0          |

| BADEN-WÜRTTEMBERG LANDESLIGA 1 | <u>GP</u> | <u>W</u> | <u>L</u> | <u>GF</u> | <u>GA</u> | <u>PTS</u> |
|--------------------------------|-----------|----------|----------|-----------|-----------|------------|
| ABV Stuttgart B                | 9         | 9        | 0        | 82        | 15        | 27         |
| Konstanz Seagulls              | 9         | 7        | 2        | 49        | 24        | 21         |
| Rhein-Neckar Lacrosse B        | 9         | 5        | 4        | 57        | 57        | 15         |
| TSG Tübingen B                 | 9         | 2        | 7        | 21        | 38        | 6          |
| SG Freiburg B / Karlsruhe B    | 9         | 2        | 7        | 28        | 66        | 6          |
| SG Friedrichshafen / Ulm       | 5         | 0        | 5        | 4         | 41        | 0          |

#### 2018-19 DEUTSCHER LACROSSE VERBAND

| BUNDESLIGA 1 NORTH-EAST      | <u>GP</u> | <u>W</u> | <u>L</u> | <u>GF</u> | <u>GA</u> | <u>PTS</u> |
|------------------------------|-----------|----------|----------|-----------|-----------|------------|
| HTHC Hamburg Warriors        | 8         | 8        | 0        | 163       | 29        | 24         |
| Berliner HC                  | 8         | 5        | 3        | 95        | 66        | 15         |
| DHC Hannover                 | 8         | 4        | 4        | 65        | 108       | 12         |
| SCC Berliner Lacrosse Verein | 8         | 3        | 5        | 66        | 84        | 9          |
| BSC Victoria Berlin          | 8         | 0        | 8        | 30        | 132       | 0          |

| BUNDESLIGA 1 WEST      | <u>GP</u> | <u>W</u> | <u>L</u> | <u>GF</u> | <u>GA</u> | <u>PTS</u> |
|------------------------|-----------|----------|----------|-----------|-----------|------------|
| SC Frankfurt 1880      | 12        | 11       | 1        | 192       | 71        | 33         |
| KKHT Schwarz-Weiß Köln | 12        | 11       | 1        | 206       | 73        | 33         |
| VFL 05 Aachen          | 12        | 8        | 4        | 155       | 83        | 24         |
| Münster Mohawks        | 12        | 5        | 7        | 60        | 110       | 15         |
| Düsseldorf Antlers     | 12        | 3        | 9        | 62        | 135       | 9          |
| Bielefelder TG Hawks   | 12        | 2        | 10       | 74        | 108       | 6          |
| Marburg Saints         | 12        | 2        | 10       | 29        | 198       | 6          |

| BUNDESLIGA 1 SOUTH       | <u>GP</u> | <u>W</u> | <u>L</u> | <u>GF</u> | <u>GA</u> | <u>PTS</u> |
|--------------------------|-----------|----------|----------|-----------|-----------|------------|
| ABV Stuttgart            | 14        | 12       | 2        | 156       | 52        | 36         |
| HLC Rot-Weiß München     | 14        | 12       | 2        | 205       | 80        | 36         |
| Erlangen Tribesmen       | 14        | 8        | 6        | 121       | 96        | 24         |
| PTSV Jahn Freiburg Pumas | 14        | 8        | 6        | 120       | 130       | 24         |
| KIT SC Karlsruhe Storm   | 14        | 6        | 8        | 90        | 121       | 18         |
| FT Würzburg              | 14        | 5        | 9        | 117       | 135       | 15         |
| Rhein-Neckar Lacrosse    | 14        | 3        | 11       | 50        | 181       | 9          |
| TSG Tübingen             | 14        | 2        | 12       | 69        | 133       | 6          |

| BUNDESLIGA 2 NORTH      | <u>GP</u> | <u>W</u> | <u>L</u> | <u>GF</u> | <u>GA</u> | <u>PTS</u> |
|-------------------------|-----------|----------|----------|-----------|-----------|------------|
| SG Lübeck/Rostock       | 12        | 8        | 4        | 125       | 78        | 24         |
| Lacrosse Club Kiel      | 12        | 8        | 4        | 98        | 54        | 24         |
| Bremen Likkedeeler      | 12        | 7        | 5        | 96        | 71        | 21         |
| HTHC Hamburg Warriors B | 11        | 7        | 4        | 109       | 80        | 21         |
| Braunschweig Guardians  | 12        | 6        | 6        | 73        | 83        | 18         |
| SG Bremen B / Osnabrück | 12        | 3        | 9        | 49        | 130       | 9          |
| DHC Hannover B          | 11        | 2        | 9        | 56        | 110       | 6          |

| BUNDESLIGA 2 EAST              | <u>GP</u> | <u>W</u> | <u>L</u> | <u>GF</u> | <u>GA</u> | <u>PTS</u> |
|--------------------------------|-----------|----------|----------|-----------|-----------|------------|
| Berliner HC B                  | 8         | 8        | 0        | 93        | 27        | 24         |
| BSC Victoria Berlin F          | 8         | 4        | 2        | 62        | 38        | 12         |
| SCC Berliner Lacrosse Verein F | 8         | 4        | 2        | 41        | 25        | 12         |
| USV Dresden Braves             | 8         | 2        | 6        | 56        | 73        | 6          |
| ATV Leipzig 1845               | 8         | 0        | 8        | 18        | 107       | 0          |

| BUNDESLIGA 2 WEST A            | <u>GP</u> | <u>W</u> | <u>L</u> | <u>GF</u> | <u>GA</u> | <u>PTS</u> |
|--------------------------------|-----------|----------|----------|-----------|-----------|------------|
| TSC Dortmund Wolverines        | 10        | 8        | 2        | 87        | 55        | 24         |
| FKS Mainz Musketeers           | 10        | 7        | 3        | 89        | 57        | 21         |
| TSG Kaiserslautern Lumberjacks | 10        | 5        | 5        | 69        | 74        | 15         |
| MTV Göttingen Lacrosse         | 10        | 5        | 5        | 54        | 66        | 15         |
| Bochum Isotopes                | 10        | 4        | 6        | 61        | 73        | 12         |
| Paderborn Hornets              | 10        | 1        | 9        | 43        | 78        | 3          |

| BUNDESLIGA 2 WEST B   | <u>GP</u> | <u>W</u> | <u>L</u> | <u>GF</u> | <u>GA</u> | <u>PTS</u> |
|-----------------------|-----------|----------|----------|-----------|-----------|------------|
| ACT Kassel Raccoons   | 8         | 7        | 1        | 96        | 27        | 21         |
| SG Bonn / Köln B      | 8         | 7        | 1        | 74        | 37        | 21         |
| SC Frankfurt 1880 B   | 8         | 3        | 5        | 32        | 64        | 9          |
| SG Dortmund B / Essen | 8         | 2        | 6        | 31        | 73        | 6          |
| Münster Mohawks B     | 8         | 1        | 7        | 30        | 62        | 3          |

| BAVARIA LANDESLIGA 1     | <u>GP</u> | <u>W</u> | <u>L</u> | <u>GF</u> | <u>GA</u> | <u>PTS</u> |
|--------------------------|-----------|----------|----------|-----------|-----------|------------|
| HLC Rot-Weiß München D   | 10        | 9        | 1        | 100       | 56        | 27         |
| TSV Ingolstadt Panthers  | 10        | 8        | 2        | 131       | 51        | 24         |
| HG Nürnberg Wizards      | 10        | 5        | 5        | 101       | 69        | 15         |
| HLC Rot-Weiß München B   | 10        | 4        | 6        | 68        | 101       | 12         |
| SG Bayreuth / Erlangen B | 10        | 3        | 7        | 56        | 96        | 9          |
| Passau                   | 10        | 1        | 9        | 48        | 131       | 3          |

| BADEN-WÜRTTEMBERG LANDESLIGA 1 | <u>GP</u> | <u>W</u> | <u>L</u> | <u>GF</u> | <u>GA</u> | <u>PTS</u> |
|--------------------------------|-----------|----------|----------|-----------|-----------|------------|
| ABV Stuttgart B                | 12        | 10       | 2        | 117       | 43        | 30         |
| SG Friedrichshafen / Konstanz  | 12        | 9        | 3        | 84        | 40        | 27         |
| Rhein-Neckar Lacrosse B        | 12        | 7        | 5        | 67        | 73        | 21         |
| SG Freiburg B / Karlsruhe B    | 12        | 3        | 9        | 34        | 99        | 9          |
| TSG Tübingen B                 | 12        | 1        | 11       | 41        | 88        | 3          |

#### 2019-20 DEUTSCHER LACROSSE VERBAND

| BUNDESLIGA 1 NORTH-EAST      | <u>GP</u> | <u>W</u> | <u>L</u> | <u>GF</u> | <u>GA</u> | <u>PTS</u> |
|------------------------------|-----------|----------|----------|-----------|-----------|------------|
| HTHC Hamburg Warriors        | 4         | 4        | 0        | 68        | 12        | 12         |
| DHC Hannover                 | 3         | 2        | 1        | 30        | 20        | 6          |
| Berliner HC                  | 3         | 1        | 2        | 20        | 28        | 3          |
| BSC Victoria Berlin          | 4         | 1        | 3        | 20        | 39        | 3          |
| SCC Berliner Lacrosse Verein | 4         | 1        | 3        | 13        | 52        | 3          |

| BUNDESLIGA 1 WEST       | <u>GP</u> | <u>W</u> | <u>L</u> | <u>GF</u> | <u>GA</u> | <u>PTS</u> |
|-------------------------|-----------|----------|----------|-----------|-----------|------------|
| VFL 05 Aachen           | 6         | 5        | 1        | 54        | 27        | 15         |
| SC Frankfurt 1880       | 5         | 4        | 1        | 94        | 21        | 12         |
| KKHT Schwarz-Weiß Köln  | 5         | 4        | 1        | 63        | 23        | 12         |
| Bielefelder TG Hawks    | 5         | 3        | 2        | 35        | 42        | 9          |
| Düsseldorf Antlers      | 5         | 1        | 4        | 20        | 50        | 3          |
| TSC Dortmund Wolverines | 6         | 1        | 5        | 22        | 57        | 3          |
| Münster Mohawks A       | 6         | 1        | 5        | 19        | 87        | 3          |

| BUNDESLIGA 1 SOUTH       | <u>GP</u> | <u>W</u> | <u>L</u> | <u>GF</u> | <u>GA</u> | <u>PTS</u> |
|--------------------------|-----------|----------|----------|-----------|-----------|------------|
| HLC Rot-Weiß München     | 6         | 6        | 0        | 75        | 22        | 18         |
| ABV Stuttgart            | 6         | 5        | 1        | 55        | 32        | 15         |
| Erlangen Tribesmen       | 7         | 5        | 2        | 61        | 37        | 15         |
| KIT SC Karlsruhe Storm   | 6         | 3        | 3        | 31        | 44        | 9          |
| PTSV Jahn Freiburg Pumas | 6         | 2        | 4        | 34        | 34        | 6          |
| FT Würzburg              | 6         | 1        | 5        | 30        | 63        | 3          |
| TSG Tübingen             | 7         | 0        | 7        | 25        | 79        | 0          |

| BUNDESLIGA 2 NORTH           | <u>GP</u> | <u>W</u> | <u>L</u> | <u>GF</u> | <u>GA</u> | <u>PTS</u> |
|------------------------------|-----------|----------|----------|-----------|-----------|------------|
| SG Lübeck / Rostock          | 3         | 2        | 1        | 25        | 22        | 6          |
| Bremen Likkedeeler           | 3         | 2        | 1        | 13        | 14        | 6          |
| SG Braunschweig / Hannover B | 3         | 1        | 2        | 24        | 24        | 3          |
| SG Hamburg B / Kiel          | 3         | 1        | 2        | 25        | 27        | 3          |

|                                  |           |          |          |           |           |            |
|----------------------------------|-----------|----------|----------|-----------|-----------|------------|
| BUNDESLIGA 2 WEST A              | <u>GP</u> | <u>W</u> | <u>L</u> | <u>GF</u> | <u>GA</u> | <u>PTS</u> |
| FKS Mainz Musketeers             | 4         | 4        | 0        | 29        | 19        | 12         |
| SC Frankfurt 1880 U20            | 4         | 3        | 1        | 25        | 15        | 9          |
| ACT Kassel Raccoons              | 4         | 2        | 2        | 21        | 17        | 6          |
| TSG Kaiserslautern Lumberjacks   | 4         | 2        | 2        | 28        | 30        | 6          |
| MTV Göttingen Lacrosse           | 4         | 2        | 2        | 25        | 24        | 6          |
| Bochum Isotopes                  | 5         | 1        | 4        | 24        | 27        | 3          |
| Marburg Saints                   | 5         | 1        | 4        | 20        | 40        | 3          |
| BUNDESLIGA 2 WEST B              | <u>GP</u> | <u>W</u> | <u>L</u> | <u>GF</u> | <u>GA</u> | <u>PTS</u> |
| SG Bonn / Köln B                 | 4         | 3        | 1        | 33        | 12        | 9          |
| SG Bielefeld B / Paderborn       | 4         | 3        | 1        | 21        | 10        | 9          |
| SC Frankfurt 1880 B              | 4         | 3        | 1        | 20        | 13        | 9          |
| SG Aachen B / Dortmund B / Essen | 4         | 1        | 3        | 4         | 26        | 3          |
| SG Münster B / Osnabrück         | 4         | 0        | 4        | 7         | 24        | 0          |
| BAVARIA LANDESLIGA 1             | <u>GP</u> | <u>W</u> | <u>L</u> | <u>GF</u> | <u>GA</u> | <u>PTS</u> |
| HLC Rot-Weiß München D           | 5         | 5        | 0        | 62        | 22        | 15         |
| TSV Ingolstadt Panthers          | 5         | 4        | 1        | 51        | 25        | 12         |
| HLC Rot-Weiß München B           | 5         | 2        | 3        | 23        | 20        | 6          |
| HG Nürnberg Wizards              | 5         | 2        | 3        | 29        | 31        | 6          |
| SG Bayreuth / Erlangen B         | 5         | 2        | 3        | 27        | 24        | 6          |
| Passau                           | 5         | 0        | 5        | 4         | 74        | 0          |
| BADEN-WÜRTTEMBERG LANDESLIGA 1   | <u>GP</u> | <u>W</u> | <u>L</u> | <u>GF</u> | <u>GA</u> | <u>PTS</u> |
| Rhein-Neckar Lacrosse            | 6         | 5        | 1        | 48        | 21        | 15         |
| Konstanz Seagulls                | 5         | 4        | 1        | 48        | 13        | 12         |
| ABV Stuttgart B                  | 5         | 3        | 2        | 38        | 23        | 9          |
| Rhein-Neckar Lacrosse B          | 6         | 3        | 3        | 35        | 44        | 9          |
| SG Freiburg B / Karlsruhe B      | 5         | 1        | 4        | 8         | 32        | 3          |
| TSG Tübingen B                   | 5         | 0        | 5        | 9         | 53        | 0          |

*DLV Bundesliga season cancelled in March 2020 due to the COVID-19 coronavirus pandemic*

#### 2020-21 DEUTSCHER LACROSSE VERBAND

|                              |           |          |          |           |           |            |
|------------------------------|-----------|----------|----------|-----------|-----------|------------|
| BUNDESLIGA 1 NORTH-EAST      | <u>GP</u> | <u>W</u> | <u>L</u> | <u>GF</u> | <u>GA</u> | <u>PTS</u> |
| Berliner HC                  | 1         | 1        | 0        | 10        | 5         | 3          |
| DHC Hannover                 | 0         | 0        | 0        | 0         | 0         | 0          |
| HTHC Hamburg Warriors        | 0         | 0        | 0        | 0         | 0         | 0          |
| BSC Victoria Berlin          | 0         | 0        | 0        | 0         | 0         | 0          |
| SCC Berliner Lacrosse Verein | 1         | 0        | 1        | 5         | 10        | 0          |
| BUNDESLIGA 1 WEST            | <u>GP</u> | <u>W</u> | <u>L</u> | <u>GF</u> | <u>GA</u> | <u>PTS</u> |
| SC Frankfurt 1880            | 1         | 1        | 0        | 25        | 1         | 3          |
| Düsseldorf Antlers           | 1         | 1        | 0        | 7         | 5         | 3          |
| TSC Dortmund Wolverines      | 1         | 1        | 0        | 5         | 3         | 3          |
| KKHT Schwarz-Weiß Köln       | 0         | 0        | 0        | 0         | 0         | 0          |
| Bielefelder TG Hawks         | 1         | 0        | 1        | 5         | 7         | 0          |
| VFL 05 Aachen                | 1         | 0        | 1        | 3         | 5         | 0          |
| Münster Mohawks              | 1         | 0        | 1        | 1         | 25        | 0          |
| BUNDESLIGA 1 SOUTH           | <u>GP</u> | <u>W</u> | <u>L</u> | <u>GF</u> | <u>GA</u> | <u>PTS</u> |
| HLC Rot-Weiß München         | 0         | 0        | 0        | 0         | 0         | 0          |
| ABV Stuttgart A              | 0         | 0        | 0        | 0         | 0         | 0          |
| KIT SC Karlsruhe Storm       | 0         | 0        | 0        | 0         | 0         | 0          |
| FT Würzburg                  | 0         | 0        | 0        | 0         | 0         | 0          |
| PTSV Jahn Freiburg Pumas     | 0         | 0        | 0        | 0         | 0         | 0          |
| TSG Tübingen                 | 0         | 0        | 0        | 0         | 0         | 0          |
| Erlangen Tribesmen           | 0         | 0        | 0        | 0         | 0         | 0          |
| BUNDESLIGA 2 NORTH           | <u>GP</u> | <u>W</u> | <u>L</u> | <u>GF</u> | <u>GA</u> | <u>PTS</u> |
| SG Braunschweig / Hannover B | 0         | 0        | 0        | 0         | 0         | 0          |
| Bremen Likkedeeler           | 0         | 0        | 0        | 0         | 0         | 0          |
| SG Hamburg B / Kiel          | 0         | 0        | 0        | 0         | 0         | 0          |
| SG Lübeck / Rostock          | 0         | 0        | 0        | 0         | 0         | 0          |

|                                |           |          |          |           |           |            |
|--------------------------------|-----------|----------|----------|-----------|-----------|------------|
| BUNDESLIGA 2 EAST              | <u>GP</u> | <u>W</u> | <u>L</u> | <u>GF</u> | <u>GA</u> | <u>PTS</u> |
| BSC Victoria Berlin F          | 0         | 0        | 0        | 0         | 0         | 0          |
| Berliner HC F                  | 0         | 0        | 0        | 0         | 0         | 0          |
| SCC Berliner Lacrosse Verein F | 0         | 0        | 0        | 0         | 0         | 0          |
| USV Dresden Braves             | 0         | 0        | 0        | 0         | 0         | 0          |
| BUNDESLIGA 2 WEST A            | <u>GP</u> | <u>W</u> | <u>L</u> | <u>GF</u> | <u>GA</u> | <u>PTS</u> |
| SG Bonn / Köln B               | 1         | 1        | 0        | 6         | 5         | 3          |
| Bochum Isotopes                | 2         | 1        | 1        | 16        | 6         | 3          |
| TW Göttingen Lacrosse          | 0         | 0        | 0        | 0         | 0         | 0          |
| SG Bielefeld B / Paderborn     | 0         | 0        | 0        | 0         | 0         | 0          |
| SG Münster B / Osnabrück       | 1         | 0        | 1        | 0         | 11        | 0          |
| BUNDESLIGA 2 WEST B            | <u>GP</u> | <u>W</u> | <u>L</u> | <u>GF</u> | <u>GA</u> | <u>PTS</u> |
| SC Frankfurt 1880 U20          | 1         | 1        | 0        | 14        | 3         | 3          |
| SC Frankfurt 1880 B            | 1         | 1        | 0        | 11        | 4         | 3          |
| SG Kassel / Marburg            | 0         | 0        | 0        | 0         | 0         | 0          |
| FKS Mainz Musketeers           | 1         | 0        | 1        | 4         | 11        | 0          |
| TSG Kaiserslautern Lumberjacks | 1         | 0        | 1        | 3         | 14        | 0          |
| BAVARIA LANDESLIGA 1           | <u>GP</u> | <u>W</u> | <u>L</u> | <u>GF</u> | <u>GA</u> | <u>PTS</u> |
| HLC Rot-Weiß München B         | 0         | 0        | 0        | 0         | 0         | 0          |
| HG Nürnberg Wizards            | 0         | 0        | 0        | 0         | 0         | 0          |
| TSV Ingolstadt Panthers        | 0         | 0        | 0        | 0         | 0         | 0          |
| SG Bayreuth / Erlangen B       | 0         | 0        | 0        | 0         | 0         | 0          |
| SG Passau / Regensburg         | 0         | 0        | 0        | 0         | 0         | 0          |
| HLC Rot-Weiß München D         | 0         | 0        | 0        | 0         | 0         | 0          |
| BADEN-WÜRTTEMBERG LANDESLIGA 1 | <u>GP</u> | <u>W</u> | <u>L</u> | <u>GF</u> | <u>GA</u> | <u>PTS</u> |
| ABV Stuttgart B                | 0         | 0        | 0        | 0         | 0         | 0          |
| Rhein-Neckar Lacrosse B        | 0         | 0        | 0        | 0         | 0         | 0          |
| SG Freiburg B / Karlsruhe B    | 0         | 0        | 0        | 0         | 0         | 0          |
| TSG Tübingen B                 | 0         | 0        | 0        | 0         | 0         | 0          |
| Rhein-Neckar Lacrosse          | 0         | 0        | 0        | 0         | 0         | 0          |
| Konstanz Seagulls              | 0         | 0        | 0        | 0         | 0         | 0          |

*DLV Bundesliga season cancelled in October 2020 due to the COVID-19 coronavirus pandemic*

#### 2021-22 DEUTSCHER LACROSSE VERBAND

|                              |           |          |          |           |           |            |
|------------------------------|-----------|----------|----------|-----------|-----------|------------|
| BUNDESLIGA 1 NORTH-EAST      | <u>GP</u> | <u>W</u> | <u>L</u> | <u>GF</u> | <u>GA</u> | <u>PTS</u> |
| HTHC Hamburg Warriors        | 8         | 7        | 1        | 104       | 24        | 21         |
| Berliner HC                  | 8         | 7        | 1        | 92        | 28        | 21         |
| DHC Hannover                 | 8         | 4        | 4        | 70        | 61        | 12         |
| SCC Berliner Lacrosse Verein | 8         | 2        | 6        | 36        | 78        | 6          |
| BSC Victoria Berlin          | 8         | 0        | 8        | 15        | 126       | 0          |
| BUNDESLIGA 1 WEST            | <u>GP</u> | <u>W</u> | <u>L</u> | <u>GF</u> | <u>GA</u> | <u>PTS</u> |
| KKHT Schwarz-Weiß Köln       | 10        | 10       | 0        | 164       | 25        | 30         |
| SC Frankfurt 1880            | 10        | 8        | 2        | 118       | 28        | 24         |
| Bielefelder TG Hawks         | 10        | 4        | 6        | 48        | 79        | 12         |
| VFL 05 Aachen                | 10        | 3        | 7        | 38        | 91        | 9          |
| TSC Dortmund Wolverines      | 10        | 3        | 7        | 35        | 103       | 9          |
| Münster Mohawks              | 10        | 2        | 8        | 29        | 106       | 6          |
| BUNDESLIGA 1 SOUTH           | <u>GP</u> | <u>W</u> | <u>L</u> | <u>GF</u> | <u>GA</u> | <u>PTS</u> |
| HLC Rot-Weiß München         | 8         | 7        | 1        | 80        | 36        | 21         |
| ABV Stuttgart                | 10        | 7        | 3        | 76        | 51        | 21         |
| TSG Tübingen                 | 10        | 6        | 4        | 82        | 64        | 18         |
| Erlangen Tribesmen           | 9         | 4        | 5        | 52        | 62        | 12         |
| KIT SC Karlsruhe Storm       | 9         | 2        | 7        | 37        | 61        | 6          |
| PTSV Jahn Freiburg Pumas     | 10        | 2        | 8        | 35        | 88        | 6          |

| BUNDESLIGA 2 WEST                    | <u>GP</u> | <u>W</u> | <u>L</u> | <u>GF</u> | <u>GA</u> | <u>PTS</u> |
|--------------------------------------|-----------|----------|----------|-----------|-----------|------------|
| TSG Kaiserslautern Lumberjacks       | 14        | 13       | 1        | 155       | 66        | 39         |
| KKHT Schwarz-Weiß Köln B             | 15        | 13       | 2        | 149       | 54        | 39         |
| SG Kassel / Marburg                  | 16        | 12       | 4        | 144       | 79        | 36         |
| FKS Mainz Musketeers                 | 15        | 7        | 8        | 95        | 88        | 21         |
| SG Göttingen / Münster B / Osnabrück | 15        | 7        | 8        | 86        | 116       | 21         |
| SC Frankfurt 1880 B                  | 15        | 6        | 9        | 80        | 112       | 18         |
| SG Bochum / Düsseldorf               | 16        | 4        | 12       | 89        | 127       | 12         |
| SG Bielefeld B / Paderborn           | 11        | 4        | 7        | 57        | 73        | 12         |
| Bonn Lions                           | 15        | 0        | 15       | 31        | 171       | 0          |

| BUNDESLIGA 2 NORTH-EAST            | <u>GP</u> | <u>W</u> | <u>L</u> | <u>GF</u> | <u>GA</u> | <u>PTS</u> |
|------------------------------------|-----------|----------|----------|-----------|-----------|------------|
| DHC Hannover B                     | 10        | 8        | 2        | 140       | 99        | 24         |
| ATS Bremen Huskies                 | 8         | 7        | 1        | 111       | 52        | 21         |
| USV Dresden Braves                 | 9         | 4        | 5        | 79        | 79        | 12         |
| SG Braunschweig / Lübeck / Rostock | 10        | 3        | 7        | 84        | 116       | 9          |
| SG Hamburg B / Kiel                | 6         | 2        | 4        | 41        | 65        | 6          |
| ATV Leipzig 1845                   | 7         | 1        | 6        | 49        | 93        | 3          |

| BAVARIA LANDESLIGA 1                           | <u>GP</u> | <u>W</u> | <u>L</u> | <u>GF</u> | <u>GA</u> | <u>PTS</u> |
|--|-----------|----------|----------|-----------|-----------|------------|
| HLC Rot-Weiß München                           | 9         | 7        | 2        | 59        | 38        | 21         |
| SG Bayreuth / Erlangen B / Nürnberg / Würzburg | 9         | 7        | 2        | 77        | 27        | 21         |
| HLC Rot-Weiß München D                         | 8         | 4        | 4        | 52        | 56        | 12         |
| TSV Ingolstadt Panthers                        | 8         | 3        | 5        | 47        | 48        | 9          |
| SG Passau / Regensburg                         | 8         | 0        | 8        | 20        | 86        | 0          |

| BADEN-WÜRTTEMBERG LANDESLIGA 1 | <u>GP</u> | <u>W</u> | <u>L</u> | <u>GF</u> | <u>GA</u> | <u>PTS</u> |
|--------------------------------|-----------|----------|----------|-----------|-----------|------------|
| Rhein-Neckar Lacrosse          | 7         | 5        | 2        | 50        | 25        | 15         |
| ABV Stuttgart B                | 8         | 5        | 3        | 41        | 36        | 15         |
| Rhein-Neckar Lacrosse B        | 7         | 4        | 3        | 49        | 30        | 12         |
| Konstanz Seagulls              | 7         | 2        | 5        | 16        | 48        | 6          |
| SG Karlsruhe B / Tübingen B    | 5         | 1        | 4        | 15        | 32        | 3          |

#### 2022-23 DEUTSCHER LACROSSE VERBAND

| BUNDESLIGA 1 WEST              | <u>GP</u> | <u>W</u> | <u>L</u> | <u>GF</u> | <u>GA</u> | <u>PTS</u> |
|--------------------------------|-----------|----------|----------|-----------|-----------|------------|
| SC Frankfurt 1880              | 10        | 9        | 1        | 182       | 28        | 27         |
| KKHT Schwarz-Weiß Köln         | 10        | 9        | 1        | 162       | 36        | 27         |
| VFL 05 Aachen                  | 10        | 5        | 5        | 58        | 117       | 15         |
| TSC Dortmund Wolverines        | 10        | 3        | 7        | 51        | 97        | 9          |
| TSG Kaiserslautern Lumberjacks | 10        | 3        | 7        | 46        | 137       | 9          |
| Münster Mohawks                | 10        | 1        | 9        | 24        | 108       | 3          |

**VFL 05 AACHEN**

|          |               | <u>LIGA</u> | <u>GP</u> | <u>W</u> | <u>L</u> | <u>GF</u> | <u>GA</u> | <u>PTS</u> |
|----------|---------------|-------------|-----------|----------|----------|-----------|-----------|------------|
| 2012-13  | VFL 05 Aachen | B1 W        | 7         | 4        | 3        | 86        | 49        | 12         |
| 2013-14  | VFL 05 Aachen | B1 W        | 8         | 2        | 6        | 63        | 83        | 6          |
| 2014-15  | VFL 05 Aachen | B1 W        | 8         | 3        | 5        | 47        | 80        | 9          |
| 2015-16  | VFL 05 Aachen | B1 W        | 12        | 7        | 5        | 98        | 109       | 21         |
| 2016-17  | VFL 05 Aachen | B1 W        | 11        | 6        | 5        | 122       | 100       | 18         |
| 2017-18  | VFL 05 Aachen | B1 W        | 12        | 8        | 4        | 105       | 104       | 24         |
| 2018-19  | VFL 05 Aachen | B1 W        | 12        | 8        | 4        | 155       | 83        | 24         |
| 2019-20* | VFL 05 Aachen | B1 W        | 6         | 5        | 1        | 54        | 27        | 15         |
| 2020-21* | VFL 05 Aachen | B1 W        | 1         | 0        | 1        | 3         | 5         | 0          |
| 2021-22  | VFL 05 Aachen | B1 W        | 10        | 3        | 7        | 38        | 91        | 9          |

**AACHEN B**

|         |                 | <u>LIGA</u> | <u>GP</u> | <u>W</u> | <u>L</u> | <u>GF</u> | <u>GA</u> | <u>PTS</u> |
|---------|-----------------|-------------|-----------|----------|----------|-----------|-----------|------------|
| 2015-16 | VFL 05 Aachen B | B2 W SW     | 12        | 5        | 7        | 65        | 73        | 15         |
| 2016-17 | VFL 05 Aachen B | B2 W S      | 8         | 0        | 8        | 6         | 83        | 0          |

**AACHEN B / DORTMUND B / ESSEN**

|          |                                  | <u>LIGA</u> | <u>GP</u> | <u>W</u> | <u>L</u> | <u>GF</u> | <u>GA</u> | <u>PTS</u> |
|----------|----------------------------------|-------------|-----------|----------|----------|-----------|-----------|------------|
| 2019-20* | SG Aachen B / Dortmund B / Essen | B2 W B      | 4         | 1        | 3        | 4         | 26        | 3          |

**BAYREUTH / ERLANGEN B**

|          |                          | <u>LIGA</u> | <u>GP</u> | <u>W</u> | <u>L</u> | <u>GF</u> | <u>GA</u> | <u>PTS</u> |
|----------|--------------------------|-------------|-----------|----------|----------|-----------|-----------|------------|
| 2018-19  | SG Bayreuth / Erlangen B | Bavaria 1   | 10        | 3        | 7        | 56        | 96        | 9          |
| 2019-20* | SG Bayreuth / Erlangen B | Bavaria 1   | 5         | 2        | 3        | 27        | 24        | 6          |
| 2020-21* | SG Bayreuth / Erlangen B | Bavaria 1   | 0         | 0        | 0        | 0         | 0         | 0          |

**BAYREUTH / ERLANGEN / NÜRNBERG / WÜRZBURG**

|         |  | <u>LIGA</u> | <u>GP</u> | <u>W</u> | <u>L</u> | <u>GF</u> | <u>GA</u> | <u>PTS</u> |
|---------|--|-------------|-----------|----------|----------|-----------|-----------|------------|
| 2017-18 | SG Bayreuth / Erlangen / Nürnberg        | Bavaria 1   | 10        | 3        | 7        | 66        | 86        | 9          |
| 2021-22 | SG Bayreuth/Erlangen B/Nürnberg/Würzburg |             | 9         | 7        | 2        | 77        | 27        | 21         |

**BAYREUTH / ERLANGEN / NÜRNBERG / WÜRZBURG B**

|         |                                     | <u>LIGA</u> | <u>GP</u> | <u>W</u> | <u>L</u> | <u>GF</u> | <u>GA</u> | <u>PTS</u> |
|---------|-------------------------------------|-------------|-----------|----------|----------|-----------|-----------|------------|
| 2017-18 | SG Bayreuth / Erlangen / Nürnberg B | Bavaria 1   | 10        | 7        | 3        | 113       | 65        | 21         |

**BERLINER HOCKEY-CLUB**

|          |             | <u>LIGA</u> | <u>GP</u> | <u>W</u> | <u>L</u> | <u>GF</u> | <u>GA</u> | <u>PTS</u> |
|----------|-------------|-------------|-----------|----------|----------|-----------|-----------|------------|
| 2012-13  | Berliner HC | B1 E        | 12        | 12       | 0        | 178       | 24        | 36         |
| 2013-14  | Berliner HC | B1 N-E      | 8         | 7        | 1        | 105       | 51        | 21         |
| 2014-15  | Berliner HC | B1 N-E      | 10        | 7        | 3        | 98        | 68        | 21         |
| 2015-16  | Berliner HC | B1 N-E      | 8         | 4        | 4        | 76        | 64        | 12         |
| 2016-17  | Berliner HC | B1 N-E      | 10        | 7        | 3        | 112       | 98        | 21         |
| 2017-18  | Berliner HC | B1 N-E      | 10        | 6        | 4        | 97        | 99        | 18         |
| 2018-19  | Berliner HC | B1 N-E      | 8         | 5        | 3        | 95        | 66        | 15         |
| 2019-20* | Berliner HC | B1 N-E      | 3         | 1        | 2        | 20        | 28        | 3          |
| 2020-21* | Berliner HC | B1 N-E      | 1         | 1        | 0        | 10        | 5         | 3          |
| 2021-22  | Berliner HC | B1 N-E      | 8         | 7        | 1        | 92        | 28        | 21         |

**BERLINER HOCKEY-CLUB B**

|          |                              | <u>LIGA</u> | <u>GP</u> | <u>W</u> | <u>L</u> |   | <u>GF</u> | <u>GA</u> | <u>PTS</u> |
|----------|------------------------------|-------------|-----------|----------|----------|---|-----------|-----------|------------|
| 2012-13  | Berliner HC B                | B1 E        | 9         | 5        | 4        |   | 62        | 86        | 15         |
| 2013-14  | Berliner HC B                | B2 E        | 7         | 4        | 2        | 1 | 53        | 35        | 12         |
| 2014-15  | Berliner HC B                | B2 E        | 11        | 8        | 3        |   | 110       | 61        | 24         |
| 2015-16  | Berliner HC B                | B2 E        | 12        | 2        | 10       |   | 16        | 113       | 6          |
| 2016-17  | SG Berliner HC B / Dresden B | B2 E        | 4         | 2        | 2        |   | 25        | 22        | 6          |
| 2017-18  | Berliner HC B                | B2 E        | 8         | 5        | 3        |   | 26        | 9         | 15         |
| 2018-19  | Berliner HC B                | B2 E        | 8         | 8        | 0        |   | 93        | 27        | 24         |
| 2019-20* | Berliner HC F                | B2 E        | 6         | 2        | 0        |   | 20        | 2         | 6          |
| 2020-21* | Berliner HC F                | B2 E        | 0         | 0        | 0        |   | 0         | 0         | 0          |

**SCC BERLINER LACROSSE VEREIN**

|          |                              | <u>LIGA</u> | <u>GP</u> | <u>W</u> | <u>L</u> |  | <u>GF</u> | <u>GA</u> | <u>PTS</u> |
|----------|------------------------------|-------------|-----------|----------|----------|--|-----------|-----------|------------|
| 2012-13  | SCC Berliner Lacrosse Verein | B1 E        | 12        | 10       | 2        |  | 172       | 46        | 30         |
| 2013-14  | SCC Berliner Lacrosse Verein | B1 N-E      | 8         | 4        | 4        |  | 79        | 86        | 12         |
| 2014-15  | SCC Berliner Lacrosse Verein | B1 N-E      | 10        | 5        | 5        |  | 76        | 84        | 13         |
| 2015-16  | SCC Berliner Lacrosse Verein | B1 N-E      | 8         | 5        | 3        |  | 84        | 87        | 15         |
| 2016-17  | SCC Berliner Lacrosse Verein | B1 N-E      | 10        | 9        | 1        |  | 126       | 71        | 27         |
| 2017-18  | SCC Berliner Lacrosse Verein | B1 N-E      | 10        | 5        | 5        |  | 93        | 96        | 15         |
| 2018-19  | SCC Berliner Lacrosse Verein | B1 N-E      | 8         | 3        | 5        |  | 66        | 84        | 9          |
| 2019-20* | SCC Berliner Lacrosse Verein | B1 N-E      | 4         | 1        | 3        |  | 13        | 52        | 3          |
| 2020-21* | SCC Berliner Lacrosse Verein | B1 N-E      | 1         | 0        | 1        |  | 5         | 10        | 0          |
| 2021-22  | SCC Berliner Lacrosse Verein | B1 N-E      | 8         | 2        | 6        |  | 36        | 78        | 6          |

**SCC BERLINER LACROSSE VEREIN B / COTTBUS**

|         |                                | <u>LIGA</u> | <u>GP</u> | <u>W</u> | <u>L</u> |  | <u>GF</u> | <u>GA</u> | <u>PTS</u> |
|---------|--------------------------------|-------------|-----------|----------|----------|--|-----------|-----------|------------|
| 2014-15 | SCC Berliner Lacrosse Verein B | B2 E        | 10        | 3        | 7        |  | 54        | 109       | 9          |
| 2015-16 | SG Berliner LV B / Cottbus     | B2 E        | 12        | 6        | 6        |  | 74        | 67        | 18         |
| 2016-17 | SG Berliner LV B / Cottbus     | B2 E        | 4         | 2        | 2        |  | 24        | 18        | 6          |
| 2017-18 | SCC Berliner Lacrosse Verein B | B2 E        | 8         | 4        | 4        |  | 22        | 20        | 12         |

**SCC BERLINER LACROSSE VEREIN F**

|          |                                | <u>LIGA</u> | <u>GP</u> | <u>W</u> | <u>L</u> |  | <u>GF</u> | <u>GA</u> | <u>PTS</u> |
|----------|--------------------------------|-------------|-----------|----------|----------|--|-----------|-----------|------------|
| 2018-19  | SCC Berliner Lacrosse Verein F | B2 E        | 8         | 4        | 2        |  | 41        | 25        | 12         |
| 2019-20* | SCC Berliner Lacrosse Verein F | B2 E        | 6         | 0        | 2        |  | 6         | 17        | 0          |
| 2020-21* | SCC Berliner Lacrosse Verein F | B2 E        | 0         | 0        | 0        |  | 0         | 0         | 0          |

**BSC VICTORIA BERLIN**

|          |                     | <u>LIGA</u> | <u>GP</u> | <u>W</u> | <u>L</u> |   | <u>GF</u> | <u>GA</u> | <u>PTS</u> |
|----------|---------------------|-------------|-----------|----------|----------|---|-----------|-----------|------------|
| 2012-13  | BSC Victoria Berlin | B1 E        | 10        | 3        | 7        |   | 36        | 112       | 9          |
| 2013-14  | BSC Victoria Berlin | B2 E        | 9         | 6        | 3        | 0 | 68        | 51        | 18         |
| 2014-15  | BSC Victoria Berlin | B2 E        | 11        | 9        | 2        |   | 142       | 44        | 27         |
| 2015-16  | BSC Victoria Berlin | B2 E        | 12        | 9        | 3        |   | 88        | 46        | 27         |
| 2016-17  | BSC Victoria Berlin | B2 E        | 4         | 4        | 0        |   | 40        | 9         | 12         |
| 2017-18  | BSC Victoria Berlin | B1 N-E      | 10        | 2        | 8        |   | 55        | 114       | 6          |
| 2018-19  | BSC Victoria Berlin | B1 N-E      | 8         | 0        | 8        |   | 30        | 132       | 0          |
| 2019-20* | BSC Victoria Berlin | B1 N-E      | 4         | 1        | 3        |   | 20        | 39        | 3          |
| 2020-21* | BSC Victoria Berlin | B1 N-E      | 0         | 0        | 0        |   | 0         | 0         | 0          |
| 2021-22  | BSC Victoria Berlin | B1 N-E      | 8         | 0        | 8        |   | 15        | 126       | 0          |

**BSC VICTORIA BERLIN B / F**

|          |                       | <u>LIGA</u> | <u>GP</u> | <u>W</u> | <u>L</u> |  | <u>GF</u> | <u>GA</u> | <u>PTS</u> |
|----------|-----------------------|-------------|-----------|----------|----------|--|-----------|-----------|------------|
| 2017-18  | BSC Victoria Berlin B | B2 E        | 8         | 5        | 3        |  | 21        | 4         | 15         |
| 2018-19  | BSC Victoria Berlin F | B2 E        | 8         | 4        | 2        |  | 62        | 38        | 12         |
| 2019-20* | BSC Victoria Berlin F | B2 E        | 6         | 2        | 0        |  | 15        | 8         | 6          |
| 2020-21* | BSC Victoria Berlin F | B2 E        | 0         | 0        | 0        |  | 0         | 0         | 0          |



**BIELEFELDER TG HAWKS**

|          |                      | <u>LIGA</u> | <u>GP</u> | <u>W</u> | <u>L</u> | <u>GF</u> | <u>GA</u> | <u>PTS</u> |
|----------|----------------------|-------------|-----------|----------|----------|-----------|-----------|------------|
| 2012-13  | Bielefelder TG Hawks | B2 N        | 10        | 9        | 1        | 121       | 45        | 27         |
| 2013-14  | Bielefelder TG Hawks | B1 N-E      | 8         | 1        | 7        | 38        | 111       | 3          |
| 2014-15  | Bielefelder TG Hawks | B1 N-E      | 10        | 1        | 8        | 46        | 112       | 4          |
| 2015-16  | Bielefelder TG Hawks | B1 N-E      | 8         | 1        | 7        | 44        | 115       | 3          |
| 2016-17  | Bielefelder TG Hawks | B1 N-E      | 10        | 2        | 8        | 61        | 107       | 6          |
| 2017-18  | Bielefelder TG Hawks | B1 W        | 12        | 5        | 7        | 88        | 106       | 15         |
| 2018-19  | Bielefelder TG Hawks | B1 W        | 12        | 2        | 10       | 74        | 108       | 6          |
| 2019-20* | Bielefelder TG Hawks | B1 W        | 5         | 3        | 2        | 35        | 42        | 9          |
| 2020-21* | Bielefelder TG Hawks | B1 W        | 1         | 0        | 1        | 5         | 7         | 0          |
| 2021-22  | Bielefelder TG Hawks | B1 W        | 10        | 4        | 6        | 48        | 79        | 12         |

**BIELEFELD B / PADERBORN**

|          |                            | <u>LIGA</u> | <u>GP</u> | <u>W</u> | <u>L</u> | <u>GF</u> | <u>GA</u> | <u>PTS</u> |
|----------|----------------------------|-------------|-----------|----------|----------|-----------|-----------|------------|
| 2019-20* | SG Bielefeld B / Paderborn | B2 W B      | 4         | 3        | 1        | 21        | 10        | 9          |
| 2020-21* | SG Bielefeld B / Paderborn | B2 W A      | 0         | 0        | 0        | 0         | 0         | 0          |
| 2021-22  | SG Bielefeld B / Paderborn | B2 W        | 11        | 4        | 7        | 57        | 73        | 12         |

**BOCHUM**

|          |                 | <u>LIGA</u> | <u>GP</u> | <u>W</u> | <u>L</u> | <u>GF</u> | <u>GA</u> | <u>PTS</u> |
|----------|-----------------|-------------|-----------|----------|----------|-----------|-----------|------------|
| 2016-17  | Bochum Lacrosse | B2 W NW     | 10        | 5        | 5        | 48        | 66        | 15         |
| 2017-18  | Bochum Lacrosse | B2 W N      | 10        | 5        | 5        | 76        | 69        | 15         |
| 2018-19  | Bochum Isotopes | B2 W A      | 10        | 4        | 6        | 61        | 73        | 12         |
| 2019-20* | Bochum Isotopes | B2 W A      | 5         | 1        | 4        | 24        | 27        | 3          |
| 2020-21* | Bochum Isotopes | B2 W A      | 2         | 1        | 1        | 16        | 6         | 3          |

**SG BOCHUM / DÜSSELDORF**

|         |                        | <u>LIGA</u> | <u>GP</u> | <u>W</u> | <u>L</u> | <u>GF</u> | <u>GA</u> | <u>PTS</u> |
|---------|------------------------|-------------|-----------|----------|----------|-----------|-----------|------------|
| 2021-22 | SG Bochum / Düsseldorf | B2 W        | 16        | 4        | 12       | 89        | 127       | 12         |

**BONN / KÖLN B**

|          |                  | <u>LIGA</u> | <u>GP</u> | <u>W</u> | <u>L</u> | <u>GF</u> | <u>GA</u> | <u>PTS</u> |
|----------|------------------|-------------|-----------|----------|----------|-----------|-----------|------------|
| 2017-18  | SG Bonn / Köln B | B2 W N      | 10        | 6        | 4        | 94        | 63        | 18         |
| 2018-19  | SG Bonn / Köln B | B2 W B      | 8         | 7        | 1        | 74        | 37        | 21         |
| 2019-20* | SG Bonn / Köln B | B2 W B      | 4         | 3        | 1        | 33        | 12        | 9          |
| 2020-21* | SG Bonn / Köln B | B2 W A      | 1         | 1        | 0        | 6         | 5         | 3          |

**BONN LIONS**

|         |            | <u>LIGA</u> | <u>GP</u> | <u>W</u> | <u>L</u> | <u>GF</u> | <u>GA</u> | <u>PTS</u> |
|---------|------------|-------------|-----------|----------|----------|-----------|-----------|------------|
| 2021-22 | Bonn Lions | B2 W        | 15        | 0        | 15       | 31        | 171       | 0          |

**BRAUNSCHWEIG GUARDIANS / HANNOVER B / LÜBECK / ROSTOCK**

|          |                                    | <u>LIGA</u> | <u>GP</u> | <u>W</u> | <u>L</u> | <u>GF</u> | <u>GA</u> | <u>PTS</u> |
|----------|------------------------------------|-------------|-----------|----------|----------|-----------|-----------|------------|
| 2012-13  | Braunschweig Guardians             | B2 N        | 8         | 4        | 4        | 78        | 54        | 12         |
| 2013-14  | Braunschweig Guardians             | B2 N        | 14        | 13       | 1        | 153       | 62        | 39         |
| 2014-15  | Braunschweig Guardians             | B1 N-E      | 10        | 1        | 8        | 50        | 139       | 4          |
| 2015-16  | Braunschweig Guardians             | B2 N        | 13        | 10       | 3        | 178       | 46        | 30         |
| 2017-18  | SG Braunschweig / Hannover B       | B2 N        | 8         | 7        | 1        | 115       | 41        | 21         |
| 2018-19  | Braunschweig Guardians             | B2 N        | 12        | 6        | 6        | 73        | 83        | 18         |
| 2019-20* | SG Braunschweig / Hannover B       | B2 N        | 3         | 1        | 2        | 24        | 24        | 3          |
| 2020-21* | SG Braunschweig / Hannover B       | B2 N        | 0         | 0        | 0        | 0         | 0         | 0          |
| 2021-22  | SG Braunschweig / Lübeck / Rostock | B2 N-E      | 10        | 3        | 7        | 84        | 116       | 9          |

**BREMEN LIKKEDEELER**

|          |                    | <u>LIGA</u> | <u>GP</u> | <u>W</u> | <u>L</u> |  | <u>GF</u> | <u>GA</u> | <u>PTS</u> |
|----------|--------------------|-------------|-----------|----------|----------|--|-----------|-----------|------------|
| 2013-14  | Bremen Likkedeeler | B2 N        | 10        | 3        | 6        |  | 51        | 86        | 10         |
| 2014-15  | Bremen Likkedeeler | B2 N        | 10        | 3        | 7        |  | 70        | 97        | 9          |
| 2015-16  | Bremen Likkedeeler | B2 N        | 14        | 5        | 9        |  | 92        | 120       | 15         |
| 2016-17  | Bremen Likkedeeler | B2 N        | 8         | 2        | 6        |  | 41        | 74        | 6          |
| 2017-18  | Bremen Likkedeeler | B2 N        | 7         | 1        | 6        |  | 36        | 79        | 3          |
| 2018-19  | Bremen Likkedeeler | B2 N        | 12        | 7        | 5        |  | 96        | 71        | 21         |
| 2019-20* | Bremen Likkedeeler | B2 N        | 3         | 2        | 1        |  | 13        | 14        | 6          |
| 2020-21* | Bremen Likkedeeler | B2 N        | 0         | 0        | 0        |  | 0         | 0         | 0          |

**ATS BREMEN HUSKIES**

|         |                    | <u>LIGA</u> | <u>GP</u> | <u>W</u> | <u>L</u> |  | <u>GF</u> | <u>GA</u> | <u>PTS</u> |
|---------|--------------------|-------------|-----------|----------|----------|--|-----------|-----------|------------|
| 2021-22 | ATS Bremen Huskies | B2 N-E      | 8         | 7        | 1        |  | 111       | 52        | 21         |

**BREMEN / OSNABRÜCK**

|         |                         | <u>LIGA</u> | <u>GP</u> | <u>W</u> | <u>L</u> |  | <u>GF</u> | <u>GA</u> | <u>PTS</u> |
|---------|-------------------------|-------------|-----------|----------|----------|--|-----------|-----------|------------|
| 2018-19 | SG Bremen B / Osnabrück | B2 N        | 12        | 3        | 9        |  | 49        | 130       | 9          |

**DORTMUND**

|          |                         | <u>LIGA</u> | <u>GP</u> | <u>W</u> | <u>L</u> |  | <u>GF</u> | <u>GA</u> | <u>PTS</u> |
|----------|-------------------------|-------------|-----------|----------|----------|--|-----------|-----------|------------|
| 2013-14  | SG Dortmund / Paderborn | B2 W        | 14        | 3        | 11       |  | 72        | 119       | 9          |
| 2014-15  | SG Dortmund / Paderborn | B2 W        | 12        | 3        | 9        |  | 46        | 107       | 9          |
| 2015-16  | Dortmund                | B2 W NE     | 10        | 4        | 6        |  | 42        | 74        | 12         |
| 2016-17  | Dortmund                | B2 W NW     | 10        | 7        | 3        |  | 74        | 46        | 21         |
| 2017-18  | TSC Eintracht Dortmund  | B2 W N      | 10        | 8        | 2        |  | 97        | 44        | 24         |
| 2018-19  | TSC Dortmund Wolverines | B2 W A      | 10        | 8        | 2        |  | 87        | 55        | 24         |
| 2019-20* | TSC Dortmund Wolverines | B1 W        | 6         | 1        | 5        |  | 22        | 57        | 3          |
| 2020-21* | TSC Dortmund Wolverines | B1 W        | 1         | 1        | 0        |  | 5         | 3         | 3          |
| 2021-22  | TSC Dortmund Wolverines | B1 W        | 10        | 3        | 7        |  | 35        | 103       | 9          |

**DORTMUND B / ESSEN**

|         |                       | <u>LIGA</u> | <u>GP</u> | <u>W</u> | <u>L</u> |  | <u>GF</u> | <u>GA</u> | <u>PTS</u> |
|---------|-----------------------|-------------|-----------|----------|----------|--|-----------|-----------|------------|
| 2018-19 | SG Dortmund B / Essen | B2 W B      | 8         | 2        | 6        |  | 31        | 73        | 6          |

**USV DRESDEN BRAVES**

|          |                    | <u>LIGA</u> | <u>GP</u> | <u>W</u> | <u>L</u> |   | <u>GF</u> | <u>GA</u> | <u>PTS</u> |
|----------|--------------------|-------------|-----------|----------|----------|---|-----------|-----------|------------|
| 2012-13  | USV Dresden Braves | B1 E        | 10        | 3        | 7        |   | 50        | 99        | 9          |
| 2013-14  | USV Dresden Braves | B2 E        | 8         | 7        | 1        | 0 | 74        | 36        | 20         |
| 2014-15  | USV Dresden Braves | B2 E        | 9         | 8        | 1        |   | 90        | 35        | 23         |
| 2015-16  | USV Dresden Braves | B2 E        | 12        | 11       | 1        |   | 111       | 31        | 33         |
| 2016-17  | USV Dresden Braves | B1 N-E      | 10        | 0        | 10       |   | 40        | 145       | 0          |
| 2017-18  | USV Dresden Braves | B1 N-E      | 10        | 0        | 10       |   | 35        | 169       | 0          |
| 2018-19  | USV Dresden Braves | B2 E        | 8         | 2        | 6        |   | 56        | 73        | 6          |
| 2019-20* | USV Dresden Braves | B2 E        | 4         | 2        | 2        |   | 19        | 24        | 6          |
| 2020-21* | USV Dresden Braves | B2 E        | 0         | 0        | 0        |   | 0         | 0         | 0          |
| 2021-22  | USV Dresden Braves | B2 N-E      | 9         | 4        | 5        |   | 79        | 79        | 12         |

**USV DRESDEN BRAVES B**

|         |                      | <u>LIGA</u> | <u>GP</u> | <u>W</u> | <u>L</u> |  | <u>GF</u> | <u>GA</u> | <u>PTS</u> |
|---------|----------------------|-------------|-----------|----------|----------|--|-----------|-----------|------------|
| 2017-18 | USV Dresden Braves B | B2 E        | 8         | 3        | 5        |  | 17        | 25        | 9          |

## DÜSSELDORF

|          |                              | <u>LIGA</u> | <u>GP</u> | <u>W</u> | <u>L</u> | <u>GF</u> | <u>GA</u> | <u>PTS</u> |
|----------|------------------------------|-------------|-----------|----------|----------|-----------|-----------|------------|
| 2012-13  | Düsseldorfer Sport-Club 1899 | B1 W        | 7         | 1        | 6        | 52        | 86        | 3          |
| 2013-14  | Düsseldorfer Sport-Club 1899 | B1 W        | 8         | 6        | 2        | 67        | 72        | 18         |
| 2014-15  | Düsseldorfer Sport-Club 1899 | B1 W        | 8         | 2        | 6        | 41        | 62        | 6          |
| 2015-16  | Düsseldorfer Sport-Club 1899 | B1 W        | 12        | 7        | 5        | 77        | 113       | 21         |
| 2016-17  | Düsseldorfer Sport-Club 1899 | B1 W        | 11        | 4        | 7        | 59        | 101       | 12         |
| 2017-18  | Düsseldorfer Sport-Club 1899 | B1 W        | 12        | 4        | 8        | 75        | 112       | 12         |
| 2018-19  | Düsseldorf Antlers           | B1 W        | 12        | 3        | 9        | 62        | 135       | 9          |
| 2019-20* | Düsseldorf Antlers           | B1 W        | 5         | 1        | 4        | 20        | 50        | 3          |
| 2020-21* | Düsseldorf Antlers           | B1 W        | 1         | 1        | 0        | 7         | 5         | 3          |

## EAST COAST SHELLBACKS

|         |                       | <u>LIGA</u> | <u>GP</u> | <u>W</u> | <u>L</u> | <u>GF</u> | <u>GA</u> | <u>PTS</u> |
|---------|-----------------------|-------------|-----------|----------|----------|-----------|-----------|------------|
| 2013-14 | East Coast Shellbacks | B2 N        | 10        | 1        | 9        | 56        | 103       | 3          |
| 2014-15 | East Coast Shellbacks | B2 N        | 8         | 5        | 3        | 60        | 51        | 15         |

## ERLANGEN

|          |                    | <u>LIGA</u> | <u>GP</u> | <u>W</u> | <u>L</u> | <u>GF</u> | <u>GA</u> | <u>PTS</u> |
|----------|--------------------|-------------|-----------|----------|----------|-----------|-----------|------------|
| 2015-16  | Erlangen Tribesmen | B1 S        | 10        | 3        | 7        | 55        | 129       | 9          |
| 2016-17  | Erlangen Tribesmen | B1 S        | 10        | 2        | 8        | 62        | 106       | 6          |
| 2017-18  | Erlangen Tribesmen | B1 S        | 14        | 9        | 5        | 137       | 120       | 27         |
| 2018-19  | Erlangen Tribesmen | B1 S        | 14        | 8        | 6        | 121       | 96        | 24         |
| 2019-20* | Erlangen Tribesmen | B1 S        | 7         | 5        | 2        | 61        | 37        | 15         |
| 2020-21* | Erlangen Tribesmen | B1 S        | 0         | 0        | 0        | 0         | 0         | 0          |
| 2021-22  | Erlangen Tribesmen | B1 S        | 9         | 4        | 5        | 52        | 62        | 12         |

## ESSEN

|         |       | <u>LIGA</u> | <u>GP</u> | <u>W</u> | <u>L</u> | <u>GF</u> | <u>GA</u> | <u>PTS</u> |
|---------|-------|-------------|-----------|----------|----------|-----------|-----------|------------|
| 2015-16 | Essen | B1 W        | 12        | 0        | 12       | 34        | 124       | 0          |
| 2016-17 | Essen | B2 W NW     | 10        | 2        | 8        | 37        | 79        | 6          |
| 2017-18 | Essen | B2 W N      | 10        | 0        | 10       | 23        | 115       | 0          |

## ESSEN B

|         |         | <u>LIGA</u> | <u>GP</u> | <u>W</u> | <u>L</u> | <u>GF</u> | <u>GA</u> | <u>PTS</u> |
|---------|---------|-------------|-----------|----------|----------|-----------|-----------|------------|
| 2015-16 | Essen B | B2 W NE     | 10        | 1        | 9        | 15        | 123       | 3          |

## SC FRANKFURT 1880

|          |                   | <u>LIGA</u> | <u>GP</u> | <u>W</u> | <u>L</u> | <u>GF</u> | <u>GA</u> | <u>PTS</u> |
|----------|-------------------|-------------|-----------|----------|----------|-----------|-----------|------------|
| 2012-13  | SC Frankfurt 1880 | B1 W        | 8         | 6        | 2        | 91        | 75        | 18         |
| 2013-14  | SC Frankfurt 1880 | B1 W        | 8         | 3        | 5        | 76        | 90        | 9          |
| 2014-15  | SC Frankfurt 1880 | B1 W        | 8         | 5        | 3        | 65        | 72        | 15         |
| 2015-16  | SC Frankfurt 1880 | B1 W        | 12        | 9        | 3        | 116       | 54        | 27         |
| 2016-17  | SC Frankfurt 1880 | B1 W        | 12        | 10       | 2        | 140       | 77        | 30         |
| 2017-18  | SC Frankfurt 1880 | B1 W        | 12        | 7        | 5        | 160       | 87        | 21         |
| 2018-19  | SC Frankfurt 1880 | B1 W        | 12        | 11       | 1        | 192       | 71        | 33         |
| 2019-20* | SC Frankfurt 1880 | B1 W        | 5         | 4        | 1        | 94        | 21        | 12         |
| 2020-21* | SC Frankfurt 1880 | B1 W        | 1         | 1        | 0        | 25        | 1         | 3          |
| 2021-22  | SC Frankfurt 1880 | B1 W        | 10        | 8        | 2        | 118       | 28        | 24         |

## SC FRANKFURT 1880 B

|          |                          | <u>LIGA</u> | <u>GP</u> | <u>W</u> | <u>L</u> | <u>GF</u> | <u>GA</u> | <u>PTS</u> |
|----------|--------------------------|-------------|-----------|----------|----------|-----------|-----------|------------|
| 2015-16  | SG Frankfurt B/Marburg B | B2 W SW     | 11        | 6        | 5        | 73        | 72        | 18         |
| 2016-17  | Frankfurt B              | B2 W S      | 8         | 4        | 3        | 41        | 43        | 12         |
| 2017-18  | SC Frankfurt 1880 B      | B2 W S      | 8         | 1        | 7        | 39        | 87        | 3          |
| 2018-19  | SC Frankfurt 1880 B      | B2 W B      | 8         | 3        | 5        | 32        | 64        | 9          |
| 2019-20* | SC Frankfurt 1880 B      | B2 W B      | 4         | 3        | 1        | 20        | 13        | 9          |
| 2020-21* | SC Frankfurt 1880 B      | B2 W B      | 1         | 1        | 0        | 11        | 4         | 3          |
| 2021-22  | SC Frankfurt 1880 B      | B2 W        | 15        | 6        | 9        | 80        | 112       | 18         |

## SC FRANKFURT 1880 U20

|          | <u>LIGA</u>           | <u>GP</u> | <u>W</u> | <u>L</u> | <u>GF</u> | <u>GA</u> | <u>PTS</u> |   |
|----------|-----------------------|-----------|----------|----------|-----------|-----------|------------|---|
| 2019-20* | SC Frankfurt 1880 U20 | B2 W A    | 4        | 3        | 1         | 25        | 15         | 9 |
| 2020-21* | SC Frankfurt 1880 U20 | B2 W B    | 1        | 1        | 0         | 14        | 3          | 3 |

## FREIBURG B / KARLSRUHE B

|          | <u>LIGA</u>                 | <u>GP</u> | <u>W</u> | <u>L</u> | <u>GF</u> | <u>GA</u> | <u>PTS</u> |   |
|----------|-----------------------------|-----------|----------|----------|-----------|-----------|------------|---|
| 2017-18  | SG Freiburg B / Karlsruhe B | B-W 1     | 9        | 2        | 7         | 28        | 66         | 6 |
| 2018-19  | SG Freiburg B / Karlsruhe B | B-W 1     | 12       | 3        | 9         | 34        | 99         | 9 |
| 2019-20* | SG Freiburg B / Karlsruhe B | B-W 1     | 5        | 1        | 4         | 8         | 32         | 3 |
| 2020-21* | SG Freiburg B / Karlsruhe B | B-W 1     | 0        | 0        | 0         | 0         | 0          | 0 |

## FRIEDRICHSHAFEN

|         | <u>LIGA</u>                 | <u>GP</u> | <u>W</u> | <u>L</u> | <u>GF</u> | <u>GA</u> | <u>PTS</u> |    |
|---------|-----------------------------|-----------|----------|----------|-----------|-----------|------------|----|
| 2018-19 | SG Friedrichshafen/Konstanz | B-W 1     | 12       | 9        | 3         | 84        | 40         | 27 |
| 2017-18 | SG Friedrichshafen/Ulm      | B-W 1     | 5        | 0        | 5         | 4         | 41         | 0  |
| 2016-17 | SG Friedrichshafen/Ulm      | B-W 1     | 12       | 5        | 7         | 64        | 75         | 15 |

## GÖTTINGEN / MÜNSTER B / OSNABRÜCK

|          | <u>LIGA</u>                          | <u>GP</u> | <u>W</u> | <u>L</u> | <u>GF</u> | <u>GA</u> | <u>PTS</u> |    |
|----------|--------------------------------------|-----------|----------|----------|-----------|-----------|------------|----|
| 2012-13  | MTV Grone Göttingen                  | B2 N      | 9        | 1        | 8         | 40        | 126        | 3  |
| 2013-14  | Göttingen Grasshoppers               | B2 N      | 9        | 2        | 6         | 42        | 73         | 7  |
| 2014-15  | Göttingen Grasshoppers               | B2 N      | 10       | 5        | 5         | 82        | 67         | 15 |
| 2015-16  | Göttingen Grasshoppers               | B2 N      | 14       | 9        | 5         | 100       | 79         | 27 |
| 2016-17  | Göttingen Lacrosse                   | B2 N      | 11       | 5        | 6         | 80        | 79         | 15 |
| 2017-18  | Göttingen Lacrosse                   | B2 W S    | 8        | 4        | 4         | 64        | 54         | 12 |
| 2018-19  | MTV Göttingen Lacrosse               | B2 W A    | 10       | 5        | 5         | 54        | 66         | 15 |
| 2019-20* | MTV Göttingen Lacrosse               | B2 W A    | 4        | 2        | 2         | 25        | 24         | 6  |
| 2020-21* | TW Göttingen Lacrosse                | B2 W A    | 0        | 0        | 0         | 0         | 0          | 0  |
| 2021-22  | SG Göttingen / Münster B / Osnabrück | B2 W      | 15       | 7        | 8         | 86        | 116        | 21 |

## HTHC HAMBURG WARRIORS

|          | <u>LIGA</u>           | <u>GP</u> | <u>W</u> | <u>L</u> | <u>GF</u> | <u>GA</u> | <u>PTS</u> |    |
|----------|-----------------------|-----------|----------|----------|-----------|-----------|------------|----|
| 2012-13  | HTHC Hamburg Warriors | B1 N      | 7        | 7        | 0         | 123       | 24         | 21 |
| 2013-14  | HTHC Hamburg Warriors | B1 N-E    | 8        | 7        | 1         | 132       | 50         | 21 |
| 2014-15  | HTHC Hamburg Warriors | B1 N-E    | 10       | 10       | 0         | 156       | 13         | 30 |
| 2015-16  | HTHC Hamburg Warriors | B1 N-E    | 8        | 8        | 0         | 139       | 32         | 24 |
| 2016-17  | HTHC Hamburg Warriors | B1 N-E    | 10       | 8        | 2         | 160       | 50         | 24 |
| 2017-18  | HTHC Hamburg Warriors | B1 N-E    | 10       | 10       | 0         | 194       | 23         | 30 |
| 2018-19  | HTHC Hamburg Warriors | B1 N-E    | 8        | 8        | 0         | 163       | 29         | 24 |
| 2019-20* | HTHC Hamburg Warriors | B1 N-E    | 4        | 4        | 0         | 68        | 12         | 12 |
| 2020-21* | HTHC Hamburg Warriors | B1 N-E    | 0        | 0        | 0         | 0         | 0          | 0  |
| 2021-22  | HTHC Hamburg Warriors | B1 N-E    | 8        | 7        | 1         | 104       | 24         | 21 |

## HAMBURG WARRIORS B

|          | <u>LIGA</u>             | <u>GP</u> | <u>W</u> | <u>L</u> | <u>GF</u> | <u>GA</u> | <u>PTS</u> |    |
|----------|-------------------------|-----------|----------|----------|-----------|-----------|------------|----|
| 2012-13  | HTHC Hamburg Warriors B | B1 N      | 5        | 1        | 4         | 13        | 73         | 3  |
| 2013-14  | HTHC Hamburg Warriors B | B2 N      | 12       | 7        | 4         | 118       | 81         | 22 |
| 2014-15  | HTHC Hamburg Warriors B | B2 N      | 10       | 6        | 4         | 86        | 55         | 18 |
| 2015-16  | HTHC Hamburg Warriors B | B2 N      | 14       | 12       | 2         | 166       | 65         | 36 |
| 2016-17  | HTHC Hamburg Warriors B | B2 N      | 12       | 8        | 4         | 103       | 51         | 24 |
| 2017-18  | HTHC Hamburg Warriors B | B2 N      | 8        | 6        | 2         | 70        | 50         | 18 |
| 2018-19  | HTHC Hamburg Warriors B | B2 N      | 11       | 7        | 4         | 109       | 80         | 21 |
| 2019-20* | SG Hamburg B / Kiel     | B2 N      | 3        | 1        | 2         | 25        | 27         | 3  |
| 2020-21* | SG Hamburg B / Kiel     | B2 N      | 0        | 0        | 0         | 0         | 0          | 0  |
| 2021-22  | SG Hamburg B / Kiel     | B2 N-E    | 6        | 2        | 4         | 41        | 65         | 6  |

### HAMBURG III

|                     | <u>LIGA</u> | <u>GP</u> | <u>W</u> | <u>L</u> | <u>GF</u> | <u>GA</u> | <u>PTS</u> |
|---------------------|-------------|-----------|----------|----------|-----------|-----------|------------|
| 2012-13 Hamburg III | B2 N        | 6         | 3        | 3        | 56        | 41        | 9          |

### DHC HANNOVER

|                       | <u>LIGA</u> | <u>GP</u> | <u>W</u> | <u>L</u> | <u>GF</u> | <u>GA</u> | <u>PTS</u> |
|-----------------------|-------------|-----------|----------|----------|-----------|-----------|------------|
| 2012-13 DHC Hannover  | B1 N        | 5         | 1        | 4        | 28        | 67        | 3          |
| 2013-14 DHC Hannover  | B1 N-E      | 8         | 1        | 7        | 47        | 103       | 3          |
| 2014-15 DHC Hannover  | B1 N-E      | 10        | 5        | 5        | 80        | 90        | 15         |
| 2015-16 DHC Hannover  | B1 N-E      | 8         | 2        | 6        | 49        | 94        | 6          |
| 2016-17 DHC Hannover  | B1 N-E      | 10        | 4        | 6        | 96        | 124       | 12         |
| 2017-18 DHC Hannover  | B1 N-E      | 10        | 7        | 3        | 131       | 104       | 21         |
| 2018-19 DHC Hannover  | B1 N-E      | 8         | 4        | 4        | 65        | 108       | 12         |
| 2019-20* DHC Hannover | B1 N-E      | 3         | 2        | 1        | 30        | 20        | 6          |
| 2020-21* DHC Hannover | B1 N-E      | 0         | 0        | 0        | 0         | 0         | 0          |
| 2021-22 DHC Hannover  | B1 N-E      | 8         | 4        | 4        | 70        | 61        | 12         |

### DHC HANNOVER B

|                                      | <u>LIGA</u> | <u>GP</u> | <u>W</u> | <u>L</u> | <u>GF</u> | <u>GA</u> | <u>PTS</u> |
|--------------------------------------|-------------|-----------|----------|----------|-----------|-----------|------------|
| 2012-13 DHC Hannover B               | B2 N        | 7         | 6        | 1        | 71        | 50        | 18         |
| 2013-14 DHC Hannover B               | B2 N        | 10        | 4        | 6        | 59        | 80        | 12         |
| 2014-15 DHC Hannover B               | B2 N        | 8         | 1        | 7        | 33        | 98        | 3          |
| 2015-16 DHC Hannover B               | B2 N        | 14        | 3        | 11       | 63        | 141       | 9          |
| 2016-17 SG Hannover B / Braunschweig | B2 N        | 11        | 8        | 3        | 135       | 42        | 24         |
| 2018-19 DHC Hannover B               | B2 N        | 11        | 2        | 9        | 56        | 110       | 6          |
| 2021-22 DHC Hannover B               | B2 N-E      | 10        | 8        | 2        | 140       | 99        | 24         |

### TSV INGOLSTADT PANTHERS

|                                  | <u>LIGA</u> | <u>GP</u> | <u>W</u> | <u>L</u> | <u>GF</u> | <u>GA</u> | <u>PTS</u> |
|----------------------------------|-------------|-----------|----------|----------|-----------|-----------|------------|
| 2015-16 TSV Ingolstadt Panthers  | Bavaria 1   | 12        | 12       | 0        | 119       | 25        | 36         |
| 2016-17 TSV Ingolstadt Panthers  | Bavaria 1   | 8         | 7        | 1        | 78        | 28        | 21         |
| 2017-18 TSV Ingolstadt Panthers  | Bavaria 1   | 10        | 6        | 4        | 92        | 71        | 18         |
| 2018-19 TSV Ingolstadt Panthers  | Bavaria 1   | 10        | 8        | 2        | 131       | 51        | 24         |
| 2019-20* TSV Ingolstadt Panthers | Bavaria 1   | 5         | 4        | 1        | 51        | 25        | 12         |
| 2020-21* TSV Ingolstadt Panthers | Bavaria 1   | 0         | 0        | 0        | 0         | 0         | 0          |
| 2021-22 TSV Ingolstadt Panthers  | Bavaria 1   | 8         | 3        | 5        | 47        | 48        | 9          |

### PTSV JAHN FREIBURG PUMAS

|                                   | <u>LIGA</u> | <u>GP</u> | <u>W</u> | <u>L</u> | <u>GF</u> | <u>GA</u> | <u>PTS</u> |
|-----------------------------------|-------------|-----------|----------|----------|-----------|-----------|------------|
| 2015-16 PTSV Jahn Freiburg Pumas  | B-W 1       | 12        | 9        | 3        | 90        | 47        | 27         |
| 2016-17 PTSV Jahn Freiburg Pumas  | B-W 1       | 12        | 11       | 1        | 140       | 26        | 33         |
| 2017-18 PTSV Jahn Freiburg Pumas  | B1 S        | 14        | 7        | 7        | 111       | 154       | 21         |
| 2018-19 PTSV Jahn Freiburg Pumas  | B1 S        | 14        | 8        | 6        | 120       | 130       | 24         |
| 2019-20* PTSV Jahn Freiburg Pumas | B1 S        | 6         | 2        | 4        | 34        | 34        | 6          |
| 2020-21* PTSV Jahn Freiburg Pumas | B1 S        | 0         | 0        | 0        | 0         | 0         | 0          |
| 2021-22 PTSV Jahn Freiburg Pumas  | B1 S        | 10        | 2        | 8        | 35        | 88        | 6          |

### TSG KAISERSLAUTERN LUMBERJACKS

|   | <u>LIGA</u> | <u>GP</u> | <u>W</u> | <u>L</u> | <u>GF</u> | <u>GA</u> | <u>PTS</u> |
|---|-------------|-----------|----------|----------|-----------|-----------|------------|
| 2012-13 TSG Kaiserslautern Lumberjacks  | B2 W        | 4         | 4        | 0        | 45        | 19        | 12         |
| 2012-13 TSG Kaiserslautern Lumberjacks  | B1 W        | 2         | 0        | 2        | 12        | 29        | 0          |
| 2013-14 TSG Kaiserslautern Lumberjacks  | B1 W        | 8         | 2        | 6        | 48        | 98        | 6          |
| 2014-15 TSG Kaiserslautern Lumberjacks  | B2 W        | 12        | 7        | 5        | 109       | 83        | 21         |
| 2015-16 TSG Kaiserslautern Lumberjacks  | B2 W SW     | 11        | 8        | 3        | 111       | 55        | 24         |
| 2016-17 TSG Kaiserslautern Lumberjacks  | B2 W S      | 8         | 8        | 0        | 96        | 43        | 24         |
| 2017-18 TSG Kaiserslautern Lumberjacks  | B1 W        | 12        | 2        | 10       | 46        | 172       | 6          |
| 2018-19 TSG Kaiserslautern Lumberjacks  | B2 W A      | 10        | 5        | 5        | 69        | 74        | 15         |
| 2019-20* TSG Kaiserslautern Lumberjacks | B2 W A      | 4         | 2        | 2        | 28        | 30        | 6          |
| 2020-21* TSG Kaiserslautern Lumberjacks | B2 W B      | 1         | 0        | 1        | 3         | 14        | 0          |
| 2021-22 TSG Kaiserslautern Lumberjacks  | B2 W        | 14        | 13       | 1        | 155       | 66        | 39         |

**KAISERSLAUTERN II**

|         |                   | <u>LIGA</u> | <u>GP</u> | <u>W</u> | <u>L</u> | <u>GF</u> | <u>GA</u> | <u>PTS</u> |
|---------|-------------------|-------------|-----------|----------|----------|-----------|-----------|------------|
| 2013-14 | Kaiserslautern II | B2 W        | 14        | 0        | 14       | 30        | 154       | 0          |

**KARLSRUHE**

|          |                        | <u>LIGA</u> | <u>GP</u> | <u>W</u> | <u>L</u> | <u>GF</u> | <u>GA</u> | <u>PTS</u> |
|----------|------------------------|-------------|-----------|----------|----------|-----------|-----------|------------|
| 2015-16  | Karlsruhe              | B1 S        | 10        | 6        | 4        | 102       | 71        | 18         |
| 2016-17  | Karlsruhe              | B1 S        | 10        | 4        | 6        | 84        | 92        | 12         |
| 2017-18  | KIT SC Karlsruhe Storm | B1 S        | 14        | 5        | 9        | 125       | 131       | 15         |
| 2018-19  | KIT SC Karlsruhe Storm | B1 S        | 14        | 6        | 8        | 90        | 121       | 18         |
| 2019-20* | KIT SC Karlsruhe Storm | B1 S        | 6         | 3        | 3        | 31        | 44        | 9          |
| 2020-21* | KIT SC Karlsruhe Storm | B1 S        | 0         | 0        | 0        | 0         | 0         | 0          |
| 2021-22  | KIT SC Karlsruhe Storm | B1 S        | 9         | 2        | 7        | 37        | 61        | 6          |

**KARLSRUHE B**

|         |                             | <u>LIGA</u> | <u>GP</u> | <u>W</u> | <u>L</u> | <u>GF</u> | <u>GA</u> | <u>PTS</u> |
|---------|-----------------------------|-------------|-----------|----------|----------|-----------|-----------|------------|
| 2015-16 | Karlsruhe B                 | B-W 1       | 12        | 2        | 10       | 34        | 145       | 6          |
| 2016-17 | Karlsruhe B                 | B-W 1       | 12        | 1        | 11       | 27        | 128       | 3          |
| 2021-22 | SG Karlsruhe B / Tübingen B | B-W 1       | 5         | 1        | 4        | 15        | 32        | 3          |

**ACT KASSEL RACCOONS**

|          |                     | <u>LIGA</u> | <u>GP</u> | <u>W</u> | <u>L</u> | <u>GF</u> | <u>GA</u> | <u>PTS</u> |
|----------|---------------------|-------------|-----------|----------|----------|-----------|-----------|------------|
| 2012-13  | SG Kassel-Münster   | B2 W        | 6         | 2        | 4        | 29        | 49        | 6          |
| 2013-14  | HC Kassel Raccoons  | B2 W        | 14        | 4        | 10       | 66        | 110       | 12         |
| 2014-15  | HC Kassel Raccoons  | B2 W        | 12        | 3        | 9        | 60        | 109       | 9          |
| 2015-16  | HC Kassel Raccoons  | B2 W NE     | 10        | 8        | 2        | 111       | 45        | 24         |
| 2016-17  | HC Kassel Raccoons  | B2 W NW     | 10        | 6        | 4        | 93        | 58        | 18         |
| 2017-18  | HC Kassel Raccoons  | B2 W S      | 8         | 4        | 4        | 59        | 49        | 12         |
| 2018-19  | ACT Kassel Raccoons | B2 W B      | 8         | 7        | 1        | 96        | 27        | 21         |
| 2019-20* | ACT Kassel Raccoons | B2 W A      | 4         | 2        | 2        | 21        | 17        | 6          |
| 2020-21* | SG Kassel / Marburg | B2 W B      | 0         | 0        | 0        | 0         | 0         | 0          |
| 2021-22  | SG Kassel / Marburg | B2 W        | 16        | 12       | 4        | 144       | 79        | 36         |

**LACROSSE CLUB KIEL**

|         |                    | <u>LIGA</u> | <u>GP</u> | <u>W</u> | <u>L</u> | <u>GF</u> | <u>GA</u> | <u>PTS</u> |
|---------|--------------------|-------------|-----------|----------|----------|-----------|-----------|------------|
| 2012-13 | Lacrosse Club Kiel | B1 N        | 1         | 0        | 1        | 0         | 0         | 0          |
| 2013-14 | Lacrosse Club Kiel | B2 N        | 12        | 7        | 4        | 97        | 86        | 22         |
| 2014-15 | Lacrosse Club Kiel | B2 N        | 8         | 7        | 1        | 74        | 37        | 21         |
| 2015-16 | Lacrosse Club Kiel | B2 N        | 13        | 12       | 1        | 182       | 54        | 36         |
| 2017-18 | Lacrosse Club Kiel | B2 N        | 6         | 3        | 3        | 56        | 46        | 9          |
| 2018-19 | Lacrosse Club Kiel | B2 N        | 12        | 8        | 4        | 98        | 54        | 24         |
| 2016-17 | Lacrosse Club Kiel | B2 N        | 11        | 11       | 0        | 133       | 34        | 33         |

**KONSTANZ SEAGULLS**

|          |                   | <u>LIGA</u> | <u>GP</u> | <u>W</u> | <u>L</u> | <u>GF</u> | <u>GA</u> | <u>PTS</u> |
|----------|-------------------|-------------|-----------|----------|----------|-----------|-----------|------------|
| 2015-16  | Konstanz Seagulls | B-W 1       | 12        | 9        | 3        | 79        | 50        | 27         |
| 2016-17  | Konstanz Seagulls | B-W 1       | 12        | 5        | 7        | 50        | 69        | 15         |
| 2017-18  | Konstanz Seagulls | B-W 1       | 9         | 7        | 2        | 49        | 24        | 21         |
| 2019-20* | Konstanz Seagulls | B-W 1       | 5         | 4        | 1        | 48        | 13        | 12         |
| 2020-21* | Konstanz Seagulls | B-W 1       | 0         | 0        | 0        | 0         | 0         | 0          |
| 2021-22  | Konstanz Seagulls | B-W 1       | 7         | 2        | 5        | 16        | 48        | 6          |

## KKHT SCHWARZ-WEIß KÖLN

|          |                             | <u>LIGA</u> | <u>GP</u> | <u>W</u> | <u>L</u> | <u>GF</u> | <u>GA</u> | <u>PTS</u> |
|----------|-----------------------------|-------------|-----------|----------|----------|-----------|-----------|------------|
| 2012-13  | KKHT Schwarz-Weiß Köln 1920 | B1 W        | 8         | 7        | 1        | 91        | 56        | 21         |
| 2013-14  | KKHT Schwarz-Weiß Köln 1920 | B1 W        | 8         | 7        | 1        | 136       | 47        | 21         |
| 2014-15  | KKHT Schwarz-Weiß Köln      | B1 W        | 8         | 8        | 0        | 127       | 13        | 24         |
| 2015-16  | KKHT Schwarz-Weiß Köln      | B1 W        | 12        | 11       | 1        | 223       | 32        | 33         |
| 2016-17  | KKHT Schwarz-Weiß Köln      | B1 W        | 12        | 11       | 1        | 174       | 36        | 33         |
| 2017-18  | KKHT Schwarz-Weiß Köln      | B1 W        | 12        | 11       | 1        | 177       | 41        | 33         |
| 2018-19  | KKHT Schwarz-Weiß Köln      | B1 W        | 12        | 11       | 1        | 206       | 73        | 33         |
| 2019-20* | KKHT Schwarz-Weiß Köln      | B1 W        | 5         | 4        | 1        | 63        | 23        | 12         |
| 2020-21* | KKHT Schwarz-Weiß Köln      | B1 W        | 0         | 0        | 0        | 0         | 0         | 0          |
| 2021-22  | KKHT Schwarz-Weiß Köln      | B1 W        | 10        | 10       | 0        | 164       | 25        | 30         |

## KKHT SCHWARZ-WEIß KÖLN B

|         |                          | <u>LIGA</u> | <u>GP</u> | <u>W</u> | <u>L</u> | <u>GF</u> | <u>GA</u> | <u>PTS</u> |
|---------|--------------------------|-------------|-----------|----------|----------|-----------|-----------|------------|
| 2012-13 | KKHT Schwarz-Weiß Köln B | B2 W        | 6         | 3        | 3        | 30        | 50        | 9          |
| 2014-15 | KKHT Schwarz-Weiß Köln B | B2 W        | 11        | 10       | 1        | 120       | 45        | 30         |
| 2021-22 | KKHT Schwarz-Weiß Köln B | B2 W        | 15        | 13       | 2        | 149       | 54        | 39         |

## KÖLN / BONN

|         |                  | <u>LIGA</u> | <u>GP</u> | <u>W</u> | <u>L</u> | <u>GF</u> | <u>GA</u> | <u>PTS</u> |
|---------|------------------|-------------|-----------|----------|----------|-----------|-----------|------------|
| 2013-14 | SG Köln / Bonn   | B2 W        | 14        | 12       | 2        | 125       | 72        | 36         |
| 2014-15 |                  |             |           |          |          |           |           |            |
| 2015-16 | SG Köln B / Bonn | B2 W SW     | 12        | 10       | 2        | 121       | 48        | 30         |
| 2016-17 | SG Köln B / Bonn | B2 W S      | 8         | 3        | 3        | 64        | 47        | 9          |

## LEIPZIG

|          |                             | <u>LIGA</u> | <u>GP</u> | <u>W</u> | <u>L</u> | <u>GF</u> | <u>GA</u> | <u>PTS</u> |
|----------|-----------------------------|-------------|-----------|----------|----------|-----------|-----------|------------|
| 2012-13  | SG Cottbus / Leipzig        | B1 E        | 12        | 1        | 10       | 63        | 146       | 4          |
| 2013-14  | SG Cottbus / Leipzig C      | B2 E        | 8         | 1        | 6        | 42        | 90        | 4          |
| 2013-14  | SG Cottbus / Leipzig L      | B2 E        | 7         | 1        | 6        | 31        | 61        | 3          |
| 2014-15  | SG Cottbus Halle Leipzig A  | B2 E        | 10        | 4        | 5        | 74        | 70        | 13         |
| 2014-15  | SG Cottbus Halle Leipzig B  | B2 E        | 9         | 1        | 8        | 36        | 102       | 3          |
| 2015-16  | SG Leipzig / Halle / Weimar | B2 E        | 12        | 2        | 10       | 44        | 76        | 6          |
| 2016-17  | SG Leipzig / Halle / Erfurt | B2 E        | 4         | 0        | 4        | 0         | 40        | 0          |
| 2017-18  | ATV Leipzig 1845            | B2 E        | 8         | 3        | 5        | 46        | 74        | 9          |
| 2018-19  | ATV Leipzig 1845            | B2 E        | 8         | 0        | 8        | 18        | 107       | 0          |
| 2019-20* | ATV Leipzig 1845            | B2 E        | 4         | 1        | 3        | 15        | 24        | 3          |
| 2021-22  | ATV Leipzig 1845            | B2 N-E      | 7         | 1        | 6        | 49        | 93        | 3          |

## LÜBECK / ROSTOCK

|          |                     | <u>LIGA</u> | <u>GP</u> | <u>W</u> | <u>L</u> | <u>GF</u> | <u>GA</u> | <u>PTS</u> |
|----------|---------------------|-------------|-----------|----------|----------|-----------|-----------|------------|
| 2012-13  | Lübeck Lacrosse     | B2 N        | 8         | 1        | 7        | 34        | 84        | 3          |
| 2013-14  |                     |             |           |          |          |           |           |            |
| 2014-15  |                     |             |           |          |          |           |           |            |
| 2015-16  | SG Lübeck / Rostock | B2 N        | 14        | 4        | 10       | 85        | 144       | 12         |
| 2016-17  | SG Lübeck / Rostock | B2 N        | 12        | 4        | 8        | 76        | 114       | 12         |
| 2017-18  | SG Lübeck / Rostock | B2 N        | 7         | 1        | 6        | 43        | 104       | 3          |
| 2018-19  | SG Lübeck / Rostock | B2 N        | 12        | 8        | 4        | 125       | 78        | 24         |
| 2019-20* | SG Lübeck / Rostock | B2 N        | 3         | 2        | 1        | 25        | 22        | 6          |
| 2020-21* | SG Lübeck / Rostock | B2 N        | 0         | 0        | 0        | 0         | 0         | 0          |

### FKS MAINZ MUSKETEERS

|          |                      | <u>LIGA</u> | <u>GP</u> | <u>W</u> | <u>L</u> | <u>GF</u> | <u>GA</u> | <u>PTS</u> |
|----------|----------------------|-------------|-----------|----------|----------|-----------|-----------|------------|
| 2012-13  | FKS Mainz Musketeers | B2 W        | 8         | 6        | 2        | 107       | 42        | 18         |
| 2013-14  | FKS Mainz Musketeers | B2 W        | 14        | 12       | 2        | 167       | 67        | 36         |
| 2014-15  | FKS Mainz Musketeers | B1 W        | 8         | 2        | 6        | 38        | 91        | 6          |
| 2015-16  | FKS Mainz Musketeers | B1 W        | 12        | 6        | 6        | 77        | 121       | 18         |
| 2016-17  | FKS Mainz Musketeers | B1 W        | 12        | 0        | 12       | 40        | 177       | 0          |
| 2017-18  | FKS Mainz Musketeers | B2 W S      | 8         | 5        | 3        | 60        | 40        | 15         |
| 2018-19  | FKS Mainz Musketeers | B2 W A      | 10        | 7        | 3        | 89        | 57        | 21         |
| 2019-20* | FKS Mainz Musketeers | B2 W A      | 4         | 4        | 0        | 29        | 19        | 12         |
| 2020-21* | FKS Mainz Musketeers | B2 W B      | 1         | 0        | 1        | 4         | 11        | 0          |
| 2021-22  | FKS Mainz Musketeers | B2 W        | 15        | 7        | 8        | 95        | 88        | 21         |

### MANNHEIM / HEIDELBERG

|         |                          | <u>LIGA</u> | <u>GP</u> | <u>W</u> | <u>L</u> | <u>GF</u> | <u>GA</u> | <u>PTS</u> |
|---------|--------------------------|-------------|-----------|----------|----------|-----------|-----------|------------|
| 2015-16 | SG Mannheim / Heidelberg | B1 S        | 10        | 0        | 10       | 54        | 120       | 0          |

### MANNHEIM B / HEIDELBERG B

|         |                              | <u>LIGA</u> | <u>GP</u> | <u>W</u> | <u>L</u> | <u>GF</u> | <u>GA</u> | <u>PTS</u> |
|---------|------------------------------|-------------|-----------|----------|----------|-----------|-----------|------------|
| 2015-16 | SG Mannheim B / Heidelberg B | B-W 1       | 12        | 2        | 10       | 60        | 121       | 6          |

### MARBURG SAINTS

|          |                | <u>LIGA</u> | <u>GP</u> | <u>W</u> | <u>L</u> | <u>GF</u> | <u>GA</u> | <u>PTS</u> |
|----------|----------------|-------------|-----------|----------|----------|-----------|-----------|------------|
| 2012-13  | Marburg Saints | B1 W        | 4         | 0        | 4        | 11        | 48        | 0          |
| 2012-13  | Marburg Saints | B2 W        | 3         | 2        | 1        | 22        | 17        | 6          |
| 2013-14  | Marburg Saints | B2 W        | 14        | 10       | 4        | 112       | 71        | 30         |
| 2014-15  | Marburg Saints | B2 W        | 11        | 6        | 5        | 95        | 70        | 18         |
| 2015-16  | Marburg Saints | B1 W        | 12        | 2        | 10       | 58        | 130       | 6          |
| 2016-17  | Marburg Saints | B1 W        | 12        | 2        | 10       | 54        | 131       | 6          |
| 2017-18  | Marburg Saints | B2 W S      | 8         | 6        | 2        | 56        | 48        | 18         |
| 2018-19  | Marburg Saints | B1 W        | 12        | 2        | 10       | 29        | 198       | 6          |
| 2019-20* | Marburg Saints | B2 W A      | 5         | 1        | 4        | 20        | 40        | 3          |

### HLC ROT-WEIß MÜNCHEN

|          |                      | <u>LIGA</u> | <u>GP</u> | <u>W</u> | <u>L</u> | <u>GF</u> | <u>GA</u> | <u>PTS</u> |
|----------|----------------------|-------------|-----------|----------|----------|-----------|-----------|------------|
| 2015-16  | HLC Rot-Weiß München | B1 S        | 10        | 9        | 1        | 120       | 40        | 27         |
| 2016-17  | HLC Rot-Weiß München | B1 S        | 10        | 9        | 1        | 187       | 58        | 27         |
| 2017-18  | HLC Rot-Weiß München | B1 S        | 14        | 14       | 0        | 254       | 67        | 42         |
| 2018-19  | HLC Rot-Weiß München | B1 S        | 14        | 12       | 2        | 205       | 80        | 36         |
| 2019-20* | HLC Rot-Weiß München | B1 S        | 6         | 6        | 0        | 75        | 22        | 18         |
| 2020-21* | HLC Rot-Weiß München | B1 S        | 0         | 0        | 0        | 0         | 0         | 0          |
| 2021-22  | HLC Rot-Weiß München | B1 S        | 8         | 7        | 1        | 80        | 36        | 21         |

### HLC ROT-WEIß MÜNCHEN B

|          |                        | <u>LIGA</u> | <u>GP</u> | <u>W</u> | <u>L</u> | <u>GF</u> | <u>GA</u> | <u>PTS</u> |
|----------|------------------------|-------------|-----------|----------|----------|-----------|-----------|------------|
| 2015-16  | HLC Rot-Weiß München B | Bavaria 1   | 12        | 7        | 5        | 102       | 57        | 21         |
| 2016-17  | HLC Rot-Weiß München B | Bavaria 1   | 8         | 5        | 3        | 60        | 46        | 15         |
| 2017-18  | HLC Rot-Weiß München B | Bavaria 1   | 10        | 9        | 1        | 148       | 64        | 27         |
| 2018-19  | HLC Rot-Weiß München B | Bavaria 1   | 10        | 4        | 6        | 68        | 101       | 12         |
| 2019-20* | HLC Rot-Weiß München B | Bavaria 1   | 5         | 2        | 3        | 23        | 20        | 6          |
| 2020-21* | HLC Rot-Weiß München B | Bavaria 1   | 0         | 0        | 0        | 0         | 0         | 0          |
| 2021-22  | HLC Rot-Weiß München B | Bavaria 1   | 9         | 7        | 2        | 59        | 38        | 21         |

### HLC ROT-WEIß MÜNCHEN C

|         |                        | <u>LIGA</u> | <u>GP</u> | <u>W</u> | <u>L</u> | <u>GF</u> | <u>GA</u> | <u>PTS</u> |
|---------|------------------------|-------------|-----------|----------|----------|-----------|-----------|------------|
| 2015-16 | HLC Rot-Weiß München C | Bavaria 1   | 12        | 6        | 6        | 72        | 84        | 18         |



## HLC ROT-WEIß MÜNCHEN D

|          |                        | <u>LIGA</u> | <u>GP</u> | <u>W</u> | <u>L</u> | <u>GF</u> | <u>GA</u> | <u>PTS</u> |
|----------|------------------------|-------------|-----------|----------|----------|-----------|-----------|------------|
| 2015-16  | HLC Rot-Weiß München D | Bavaria 1   | 12        | 5        | 7        | 86        | 72        | 15         |
| 2016-17  | HLC Rot-Weiß München D | Bavaria 1   | 8         | 6        | 2        | 69        | 26        | 18         |
| 2017-18  | HLC Rot-Weiß München D | Bavaria 1   | 10        | 5        | 5        | 82        | 73        | 15         |
| 2018-19  | HLC Rot-Weiß München D | Bavaria 1   | 10        | 9        | 1        | 100       | 56        | 27         |
| 2019-20* | HLC Rot-Weiß München D | Bavaria 1   | 5         | 5        | 0        | 62        | 22        | 15         |
| 2020-21* | HLC Rot-Weiß München D | Bavaria 1   | 0         | 0        | 0        | 0         | 0         | 0          |
| 2021-22  | HLC Rot-Weiß München D | Bavaria 1   | 8         | 4        | 4        | 52        | 56        | 12         |

## MÜNSTER MOHAWKS

|          |                   | <u>LIGA</u> | <u>GP</u> | <u>W</u> | <u>L</u> | <u>GF</u> | <u>GA</u> | <u>PTS</u> |
|----------|-------------------|-------------|-----------|----------|----------|-----------|-----------|------------|
| 2012-13  | SG Kassel-Münster | B2 W        | 6         | 2        | 4        | 29        | 49        | 6          |
| 2013-14  | Münster Mohawks   | B2 W        | 14        | 7        | 7        | 87        | 96        | 21         |
| 2014-15  | Münster Mohawks   | B2 W        | 12        | 4        | 8        | 53        | 104       | 12         |
| 2015-16  | Münster Mohawks   | B2 W NE     | 10        | 10       | 0        | 119       | 26        | 30         |
| 2016-17  | Münster Mohawks   | B1 W        | 12        | 8        | 4        | 103       | 70        | 24         |
| 2017-18  | Münster Mohawks   | B1 W        | 12        | 5        | 7        | 82        | 111       | 15         |
| 2018-19  | Münster Mohawks   | B1 W        | 12        | 5        | 7        | 60        | 110       | 15         |
| 2019-20* | Münster Mohawks   | B1 W        | 6         | 1        | 5        | 19        | 87        | 3          |
| 2020-21* | Münster Mohawks   | B1 W        | 1         | 0        | 1        | 1         | 25        | 0          |
| 2021-22  | Münster Mohawks   | B1 W        | 10        | 2        | 8        | 29        | 106       | 6          |

## MÜNSTER B

|          |                          | <u>LIGA</u> | <u>GP</u> | <u>W</u> | <u>L</u> | <u>GF</u> | <u>GA</u> | <u>PTS</u> |
|----------|--------------------------|-------------|-----------|----------|----------|-----------|-----------|------------|
| 2015-16  | Münster Mohawks B        | B2 W NE     | 10        | 4        | 6        | 51        | 77        | 12         |
| 2016-17  | Münster Mohawks B        | B2 W NW     | 10        | 1        | 9        | 36        | 92        | 3          |
| 2017-18  | Münster Mohawks B        | B2 W N      | 10        | 4        | 6        | 50        | 85        | 12         |
| 2018-19  | Münster Mohawks B        | B2 W B      | 8         | 1        | 7        | 30        | 62        | 3          |
| 2019-20* | SG Münster B / Osnabrück | B2 W B      | 4         | 0        | 4        | 7         | 24        | 0          |
| 2020-21* | SG Münster B / Osnabrück | B2 W A      | 1         | 0        | 1        | 0         | 11        | 0          |

## HG NÜRNBERG WIZARDS

|          |                     | <u>LIGA</u> | <u>GP</u> | <u>W</u> | <u>L</u> | <u>GF</u> | <u>GA</u> | <u>PTS</u> |
|----------|---------------------|-------------|-----------|----------|----------|-----------|-----------|------------|
| 2018-19  | HG Nürnberg Wizards | Bavaria 1   | 10        | 5        | 5        | 101       | 69        | 15         |
| 2019-20* | HG Nürnberg Wizards | Bavaria 1   | 5         | 2        | 3        | 29        | 31        | 6          |
| 2020-21* | HG Nürnberg Wizards | Bavaria 1   | 0         | 0        | 0        | 0         | 0         | 0          |

## NÜRNBERG / ERLANGEN B

|         |                          | <u>LIGA</u> | <u>GP</u> | <u>W</u> | <u>L</u> | <u>GF</u> | <u>GA</u> | <u>PTS</u> |
|---------|--------------------------|-------------|-----------|----------|----------|-----------|-----------|------------|
| 2015-16 | SG Nürnberg / Erlangen B | Bavaria 1   | 12        | 7        | 5        | 79        | 67        | 21         |
| 2016-17 | SG Nürnberg / Erlangen B | Bavaria 1   | 8         | 2        | 6        | 39        | 63        | 6          |

## OSNABRÜCK

|         |           | <u>LIGA</u> | <u>GP</u> | <u>W</u> | <u>L</u> | <u>GF</u> | <u>GA</u> | <u>PTS</u> |
|---------|-----------|-------------|-----------|----------|----------|-----------|-----------|------------|
| 2015-16 | Osnabrück | B2 N        | 14        | 0        | 14       | 16        | 233       | 0          |
| 2016-17 | Osnabrück | B2 N        | 11        | 0        | 11       | 14        | 188       | 0          |

## PADERBORN HORNETS

|         |                   | <u>LIGA</u> | <u>GP</u> | <u>W</u> | <u>L</u> | <u>GF</u> | <u>GA</u> | <u>PTS</u> |
|---------|-------------------|-------------|-----------|----------|----------|-----------|-----------|------------|
| 2015-16 | Paderborn Hornets | B2 W NE     | 10        | 3        | 7        | 73        | 66        | 9          |
| 2016-17 | Paderborn Hornets | B2 W NW     | 10        | 9        | 1        | 109       | 56        | 27         |
| 2017-18 | Paderborn Hornets | B2 W N      | 10        | 7        | 3        | 99        | 63        | 21         |
| 2018-19 | Paderborn Hornets | B2 W A      | 10        | 1        | 9        | 43        | 78        | 3          |

## PASSAU

|          |                        | <u>LIGA</u> | <u>GP</u> | <u>W</u> | <u>L</u> | <u>GF</u> | <u>GA</u> | <u>PTS</u> |
|----------|------------------------|-------------|-----------|----------|----------|-----------|-----------|------------|
| 2015-16  | Passau                 | Bavaria 1   | 12        | 5        | 7        | 61        | 89        | 15         |
| 2016-17  | Passau                 | Bavaria 1   | 8         | 0        | 8        | 7         | 90        | 0          |
| 2017-18  | Passau                 | Bavaria 1   | 10        | 0        | 10       | 24        | 166       | 0          |
| 2018-19  | Passau                 | Bavaria 1   | 10        | 1        | 9        | 48        | 131       | 3          |
| 2019-20* | Passau                 | Bavaria 1   | 5         | 0        | 5        | 4         | 74        | 0          |
| 2020-21* | SG Passau / Regensburg | Bavaria 1   | 0         | 0        | 0        | 0         | 0         | 0          |
| 2021-22  | SG Passau / Regensburg | Bavaria 1   | 8         | 0        | 8        | 20        | 86        | 0          |

## POZNAŃ HUSSARS

|         |                | <u>LIGA</u> | <u>GP</u> | <u>W</u> | <u>L</u> | <u>GF</u> | <u>GA</u> | <u>PTS</u> |
|---------|----------------|-------------|-----------|----------|----------|-----------|-----------|------------|
| 2012-13 | Poznań Hussars | B1 E        | 11        | 3        | 7        | 49        | 97        | 10         |

## REGENSBURG / BAYREUTH

|         |                          | <u>LIGA</u> | <u>GP</u> | <u>W</u> | <u>L</u> | <u>GF</u> | <u>GA</u> | <u>PTS</u> |
|---------|--------------------------|-------------|-----------|----------|----------|-----------|-----------|------------|
| 2015-16 | SG Regensburg / Bayreuth | Bavaria 1   | 12        | 0        | 12       | 11        | 136       | 0          |

## RHEIN-NECKAR LACROSSE

|          |                       | <u>LIGA</u> | <u>GP</u> | <u>W</u> | <u>L</u> | <u>GF</u> | <u>GA</u> | <u>PTS</u> |
|----------|-----------------------|-------------|-----------|----------|----------|-----------|-----------|------------|
| 2016-17  | Rhein-Neckar Lacrosse | B1 S        | 10        | 3        | 7        | 67        | 114       | 9          |
| 2017-18  | Rhein-Neckar Lacrosse | B1 S        | 14        | 2        | 12       | 89        | 145       | 6          |
| 2018-19  | Rhein-Neckar Lacrosse | B1 S        | 14        | 3        | 11       | 50        | 181       | 9          |
| 2019-20* | Rhein-Neckar Lacrosse | B-W 1       | 6         | 5        | 1        | 48        | 21        | 15         |
| 2020-21* | Rhein-Neckar Lacrosse | B-W 1       | 0         | 0        | 0        | 0         | 0         | 0          |
| 2021-22  | Rhein-Neckar Lacrosse | B-W 1       | 7         | 5        | 2        | 50        | 25        | 15         |

## RHEIN-NECKAR LACROSSE B

|          |                         | <u>LIGA</u> | <u>GP</u> | <u>W</u> | <u>L</u> | <u>GF</u> | <u>GA</u> | <u>PTS</u> |
|----------|-------------------------|-------------|-----------|----------|----------|-----------|-----------|------------|
| 2016-17  | Rhein-Neckar Lacrosse B | B-W 1       | 12        | 2        | 10       | 61        | 121       | 6          |
| 2017-18  | Rhein-Neckar Lacrosse B | B-W 1       | 9         | 5        | 4        | 57        | 57        | 15         |
| 2018-19  | Rhein-Neckar Lacrosse B | B-W 1       | 12        | 7        | 5        | 67        | 73        | 21         |
| 2019-20* | Rhein-Neckar Lacrosse B | B-W 1       | 6         | 3        | 3        | 35        | 44        | 9          |
| 2020-21* | Rhein-Neckar Lacrosse B | B-W 1       | 0         | 0        | 0        | 0         | 0         | 0          |
| 2021-22  | Rhein-Neckar Lacrosse B | B-W 1       | 7         | 4        | 3        | 49        | 30        | 12         |

## RUHRPOTT PIRATES

|         |                  | <u>LIGA</u> | <u>GP</u> | <u>W</u> | <u>L</u> | <u>GF</u> | <u>GA</u> | <u>PTS</u> |
|---------|------------------|-------------|-----------|----------|----------|-----------|-----------|------------|
| 2012-13 | Ruhrpott Pirates | B2 W        | 7         | 0        | 7        | 31        | 87        | 0          |
| 2013-14 | Ruhrpott Pirates | B2 W        | 14        | 8        | 6        | 107       | 77        | 24         |
| 2014-15 | Ruhrpott Pirates | B2 W        | 12        | 8        | 4        | 91        | 56        | 24         |

## SAAR

|         |                        | <u>LIGA</u> | <u>GP</u> | <u>W</u> | <u>L</u> | <u>GF</u> | <u>GA</u> | <u>PTS</u> |
|---------|------------------------|-------------|-----------|----------|----------|-----------|-----------|------------|
| 2015-16 | Saarlux                | B2 W SW     | 12        | 0        | 12       | 8         | 130       | 0          |
| 2016-17 | SG Saarbrücken / Trier | B2 W S      | 8         | 3        | 4        | 50        | 41        | 9          |

## ABV STUTTGART

|          |               | <u>LIGA</u> | <u>GP</u> | <u>W</u> | <u>L</u> | <u>GF</u> | <u>GA</u> | <u>PTS</u> |
|----------|---------------|-------------|-----------|----------|----------|-----------|-----------|------------|
| 2015-16  | ABV Stuttgart | B1 S        | 10        | 8        | 2        | 118       | 54        | 24         |
| 2016-17  | ABV Stuttgart | B1 S        | 10        | 9        | 1        | 105       | 60        | 27         |
| 2017-18  | ABV Stuttgart | B1 S        | 14        | 11       | 3        | 119       | 66        | 33         |
| 2018-19  | ABV Stuttgart | B1 S        | 14        | 12       | 2        | 156       | 52        | 36         |
| 2019-20* | ABV Stuttgart | B1 S        | 6         | 5        | 1        | 55        | 32        | 15         |
| 2020-21* | ABV Stuttgart | B1 S        | 0         | 0        | 0        | 0         | 0         | 0          |
| 2021-22  | ABV Stuttgart | B1 S        | 10        | 7        | 3        | 76        | 51        | 21         |

**ABV STUTTGART B**

|          |                 | <u>LIGA</u> | <u>GP</u> | <u>W</u> | <u>L</u> | <u>GF</u> | <u>GA</u> | <u>PTS</u> |
|----------|-----------------|-------------|-----------|----------|----------|-----------|-----------|------------|
| 2015-16  | Stuttgart B     | B-W 1       | 12        | 5        | 7        | 76        | 60        | 15         |
| 2016-17  | ABV Stuttgart B | B-W 1       | 12        | 8        | 4        | 88        | 56        | 24         |
| 2017-18  | ABV Stuttgart B | B-W 1       | 9         | 9        | 0        | 82        | 15        | 27         |
| 2018-19  | ABV Stuttgart B | B-W 1       | 12        | 10       | 2        | 117       | 43        | 30         |
| 2019-20* | ABV Stuttgart B | B-W 1       | 5         | 3        | 2        | 38        | 23        | 9          |
| 2020-21* | ABV Stuttgart B | B-W 1       | 0         | 0        | 0        | 0         | 0         | 0          |
| 2021-22  | ABV Stuttgart B | B-W 1       | 8         | 5        | 3        | 41        | 36        | 15         |

**TSG TÜBINGEN**

|          |              | <u>LIGA</u> | <u>GP</u> | <u>W</u> | <u>L</u> | <u>GF</u> | <u>GA</u> | <u>PTS</u> |
|----------|--------------|-------------|-----------|----------|----------|-----------|-----------|------------|
| 2015-16  | TSG Tübingen | B-W 1       | 12        | 9        | 3        | 99        | 36        | 27         |
| 2016-17  | TSG Tübingen | B-W 1       | 12        | 10       | 2        | 95        | 50        | 30         |
| 2017-18  | TSG Tübingen | B1 S        | 14        | 2        | 12       | 52        | 168       | 6          |
| 2018-19  | TSG Tübingen | B1 S        | 14        | 2        | 12       | 69        | 133       | 6          |
| 2019-20* | TSG Tübingen | B1 S        | 7         | 0        | 7        | 25        | 79        | 0          |
| 2020-21* | TSG Tübingen | B1 S        | 0         | 0        | 0        | 0         | 0         | 0          |
| 2021-22  | TSG Tübingen | B1 S        | 10        | 6        | 4        | 82        | 64        | 18         |

**TSG TÜBINGEN B**

|          |                | <u>LIGA</u> | <u>GP</u> | <u>W</u> | <u>L</u> | <u>GF</u> | <u>GA</u> | <u>PTS</u> |
|----------|----------------|-------------|-----------|----------|----------|-----------|-----------|------------|
| 2017-18  | TSG Tübingen B | B-W 1       | 9         | 2        | 7        | 21        | 38        | 6          |
| 2018-19  | TSG Tübingen B | B-W 1       | 12        | 1        | 11       | 41        | 88        | 3          |
| 2019-20* | TSG Tübingen B | B-W 1       | 5         | 0        | 5        | 9         | 53        | 0          |
| 2020-21* | TSG Tübingen B | B-W 1       | 0         | 0        | 0        | 0         | 0         | 0          |

**SG WB WEIMAR**

|         |              | <u>LIGA</u> | <u>GP</u> | <u>W</u> | <u>L</u> | <u>GF</u> | <u>GA</u> | <u>PTS</u> |
|---------|--------------|-------------|-----------|----------|----------|-----------|-----------|------------|
| 2014-15 | SG WB Weimar | B2 E        | 12        | 3        | 9        | 45        | 130       | 9          |

**FT WÜRZBURG**

|          |             | <u>LIGA</u> | <u>GP</u> | <u>W</u> | <u>L</u> | <u>GF</u> | <u>GA</u> | <u>PTS</u> |
|----------|-------------|-------------|-----------|----------|----------|-----------|-----------|------------|
| 2015-16  | FT Würzburg | B1 S        | 10        | 4        | 6        | 81        | 116       | 12         |
| 2016-17  | FT Würzburg | B1 S        | 10        | 3        | 7        | 74        | 149       | 9          |
| 2017-18  | FT Würzburg | B1 S        | 14        | 6        | 8        | 120       | 156       | 18         |
| 2018-19  | FT Würzburg | B1 S        | 14        | 5        | 9        | 117       | 135       | 15         |
| 2019-20* | FT Würzburg | B1 S        | 6         | 1        | 5        | 30        | 63        | 3          |
| 2020-21* | FT Würzburg | B1 S        | 0         | 0        | 0        | 0         | 0         | 0          |

**ZEPPELIN LACROSSE**

|         |                   | <u>LIGA</u> | <u>GP</u> | <u>W</u> | <u>L</u> | <u>GF</u> | <u>GA</u> | <u>PTS</u> |
|---------|-------------------|-------------|-----------|----------|----------|-----------|-----------|------------|
| 2015-16 | Zeppelin Lacrosse | B-W 1       | 12        | 6        | 6        | 84        | 63        | 18         |

## GERMANY – INDOOR LACROSSE

### 2016-17 DEUTSCHER LACROSSE VERBAND (INDOOR)

| INDOOR BUNDESLIGA 1 NORTH-EAST                    | <u>GP</u> | <u>W</u> | <u>L</u> | <u>OL</u> | <u>GF</u> | <u>GA</u> | <u>PTS</u> |
|---|-----------|----------|----------|-----------|-----------|-----------|------------|
| SG SCC / BHC / Victoria Berlin                    | 6         | 6        | 0        | 0         | 95        | 31        | 17         |
| SG Hannover / Bielefeld                           | 6         | 4        | 2        | 0         | 58        | 55        | 10         |
| SG Hamburg / Dresden                              | 6         | 1        | 3        | 2         | 52        | 82        | 5          |
| SG Bremen / Rostock / Marburg                     | 6         | 1        | 4        | 1         | 41        | 78        | 4          |
| INDOOR BUNDESLIGA 1 SOUTH-WEST                    | <u>GP</u> | <u>W</u> | <u>L</u> | <u>OL</u> | <u>GF</u> | <u>GA</u> | <u>PTS</u> |
| SG Köln / Bonn                                    | 6         | 6        | 0        | 0         | 78        | 24        | 17         |
| SG München / Passau                               | 6         | 3        | 2        | 1         | 57        | 53        | 10         |
| SG Rhein-Neckar/Heidelberg/Karlsruhe/Freiburg/Ulm | 6         | 3        | 3        | 0         | 56        | 54        | 9          |
| SG Düsseldorf / Frankfurt / Aachen                | 6         | 0        | 6        | 0         | 0         | 60        | 0          |

### 2017-18 DEUTSCHER LACROSSE VERBAND (INDOOR)

| INDOOR BUNDESLIGA 1 NORTH-EAST                  | <u>GP</u> | <u>W</u> | <u>L</u> | <u>OL</u> | <u>GF</u> | <u>GA</u> | <u>PTS</u> |
|---|-----------|----------|----------|-----------|-----------|-----------|------------|
| SG Bielefeld/Hannover                           | 5         | 5        | 0        | 0         | 72        | 40        | 15         |
| SG BHC/Münster/SCC/Victoria                     | 4         | 2        | 2        | 0         | 33        | 31        | 6          |
| SG Bremen/Göttingen/Lübeck/Osnabrück/Rostock    | 1         | 0        | 1        | 0         | 6         | 16        | 0          |
| SG Braunschweig/Dresden/Halle/Hamburg/Leipzig   | 4         | 0        | 4        | 0         | 22        | 46        | 0          |
| INDOOR BUNDESLIGA 1 SOUTH-WEST                  | <u>GP</u> | <u>W</u> | <u>L</u> | <u>OL</u> | <u>GF</u> | <u>GA</u> | <u>PTS</u> |
| SG Ingolstadt / München / Stuttgart             | 6         | 5        | 1        | 0         | 71        | 31        | 15         |
| SG Bonn / Köln                                  | 6         | 5        | 1        | 0         | 80        | 46        | 15         |
| SG Aachen / Düsseldorf / Essen / Frankfurt      | 6         | 2        | 4        | 0         | 41        | 55        | 6          |
| SG Freiburg / Karlsruhe / Passau / Rhein-Neckar | 6         | 0        | 6        | 0         | 0         | 60        | 0          |

### 2018-19 DEUTSCHER LACROSSE VERBAND (INDOOR)

| INDOOR BUNDESLIGA 1 NORTH-EAST                 | <u>GP</u> | <u>W</u> | <u>L</u> | <u>OL</u> | <u>GF</u> | <u>GA</u> | <u>PTS</u> |
|--|-----------|----------|----------|-----------|-----------|-----------|------------|
| SG Bielefeld / Hannover                        | 6         | 5        | 1        | 0         | 93        | 40        | 15         |
| SG Braunschweig/Dresden/Hamburg/Leipzig/Kiel   | 6         | 4        | 2        | 0         | 74        | 59        | 12         |
| SG BHC / SCC / Victoria                        | 6         | 3        | 3        | 0         | 62        | 65        | 8          |
| SG Bremen/Göttingen/Lübeck/Osnabrück/Rostock   | 6         | 0        | 5        | 1         | 42        | 107       | 1          |
| INDOOR BUNDESLIGA 1 SOUTH-WEST                 | <u>GP</u> | <u>W</u> | <u>L</u> | <u>OL</u> | <u>GF</u> | <u>GA</u> | <u>PTS</u> |
| SG Bonn / Köln                                 | 6         | 5        | 1        | 0         | 110       | 49        | 15         |
| HLC Rot-Weiß München*                          | 6         | 5        | 1        | 0         | 106       | 62        | 14         |
| SG IN / KA / MS / PA / RN / S                  | 6         | 2        | 4        | 0         | 57        | 92        | 6          |
| SG Aachen / Düsseldorf / Frankfurt / Paderborn | 6         | 0        | 5        | 1         | 50        | 120       | 1          |

#### PLAYOFFS

HLC Rot-Weiß München defeated SG Bielefeld/Hannover 18-15

SG Bonn/Köln defeated SG Braunschweig/Dresden/Hamburg/Leipzig/Kiel 17-11

#### BRONZE

SG Bielefeld/Hannover defeated SG Braunschweig/Dresden/Hamburg/Leipzig/Kiel 13-12

#### CHAMPIONSHIP

HLC Rot-Weiß München defeated SG Bonn/Köln 14-13

**2019-20 DEUTSCHER LACROSSE VERBAND (INDOOR)**

| INDOOR BUNDESLIGA 1 NORTH-EAST               | <u>GP</u> | <u>W</u> | <u>L</u> | <u>OL</u> | <u>GF</u> | <u>GA</u> | <u>PTS</u> |
|--|-----------|----------|----------|-----------|-----------|-----------|------------|
| SG BHC / SCC / Victoria                      | 6         | 6        | 0        | 0         | 88        | 31        | 18         |
| SG Bielefeld / Hannover                      | 6         | 4        | 2        | 0         | 85        | 36        | 12         |
| SG Bremen/Göttingen/Lübeck/Osnabrück/Rostock | 6         | 1        | 5        | 0         | 43        | 102       | 3          |
| SG Braunschweig/Dresden/Hamburg/Leipzig/Kiel | 6         | 1        | 5        | 0         | 23        | 70        | 3          |
| INDOOR BUNDESLIGA 1 SOUTH                    | <u>GP</u> | <u>W</u> | <u>L</u> | <u>OL</u> | <u>GF</u> | <u>GA</u> | <u>PTS</u> |
| HLC Rot-Weiß München                         | 6         | 5        | 1        | 0         | 86        | 32        | 15         |
| SG Freiburg / Stuttgart                      | 6         | 4        | 2        | 0         | 95        | 58        | 12         |
| SG IN / KA / PA / RN                         | 6         | 0        | 6        | 0         | 8         | 99        | 0          |
| INDOOR BUNDESLIGA 1 WEST                     | <u>GP</u> | <u>W</u> | <u>L</u> | <u>OL</u> | <u>GF</u> | <u>GA</u> | <u>PTS</u> |
| SG Bonn / Köln*                              | 4         | 4        | 0        | 0         | 72        | 19        | 12         |
| SG AC / D / F / PB                           | 4         | 2        | 2        | 0         | 48        | 48        | 6          |
| SG BO / DO / E / MS                          | 4         | 0        | 4        | 0         | 20        | 73        | 0          |

**PLAYOFFS – ROUND-ROBIN**

SG Freiburg / Stuttgart defeated SG Bielefeld / Hannover 16-15  
 SG AC / D / F / PB defeated SG Bielefeld / Hannover 21-13  
 SG AC / D / F / PB defeated SG Freiburg / Stuttgart 16-8

**SEMI-FINALS**

SG Bonn / Köln defeated SG BHC / SCC / Victoria 16-10  
 HLC Rot-Weiß München defeated SG Freiburg / Stuttgart 17-6

**BRONZE**

SG BHC / SCC / Victoria defeated SG Freiburg / Stuttgart 15-11

**CHAMPIONSHIP**

SG Bonn / Köln defeated HLC Rot-Weiß München 14-10

**2022 DEUTSCHER LACROSSE VERBAND (INDOOR)**

| INDOOR BUNDESLIGA 1 NORTH-EAST           | <u>GP</u> | <u>W</u> | <u>L</u> | <u>OL</u> | <u>GF</u> | <u>GA</u> | <u>PTS</u> |
|--|-----------|----------|----------|-----------|-----------|-----------|------------|
| Spreewölfe Berlin                        | 5         | 5        | 0        | 0         | 84        | 7         | 15         |
| SG Bremen/Dresden/Hamburg/Kiel/Leipzig   | 5         | 3        | 2        | 0         | 37        | 54        | 9          |
| DHC Hannover                             | 5         | 1        | 4        | 0         | 10        | 40        | 3          |
| SG Bielefeld/Braunschweig                | 3         | 0        | 3        | 0         | 0         | 30        | 0          |
| INDOOR BUNDESLIGA 1 SOUTH                | <u>GP</u> | <u>W</u> | <u>L</u> | <u>OL</u> | <u>GF</u> | <u>GA</u> | <u>PTS</u> |
| HLC Rot-Weiss München                    | 1         | 1        | 0        | 0         | 24        | 9         | 3          |
| SG Ingolstadt/Nürnberg/Passau/Regensburg | 0         | 0        | 0        | 0         | 0         | 0         | 0          |
| SG Freiburg/Stuttgart/Tübingen/Würzburg  | 1         | 0        | 1        | 0         | 9         | 24        | 0          |
| INDOOR BUNDESLIGA 1 WEST                 | <u>GP</u> | <u>W</u> | <u>L</u> | <u>OL</u> | <u>GF</u> | <u>GA</u> | <u>PTS</u> |
| SC 1880 Frankfurt                        | 2         | 2        | 0        | 0         | 19        | 9         | 6          |
| KKHT Schwarz-Weiss Köln                  | 1         | 1        | 0        | 0         | 20        | 2         | 3          |
| SG Carlsberg/Kaiserslautern/Rhein-Neckar | 2         | 1        | 1        | 0         | 14        | 13        | 3          |
| SG Bochum/Dortmund/Münster/Paderborn     | 3         | 0        | 3        | 0         | 11        | 40        | 0          |

*DHC Hannover forfeited game to Spreewölfe Berlin 10-0 on January 22, 2022*

*DHC Hannover forfeited game to SG Bremen/Dresden/Hamburg/Kiel/Leipzig 10-0 on January 22, 2022*

*SG Bielefeld/Braunschweig forfeited game to DHC Hannover 10-0 on January 22, 2022*

*SG Bielefeld/Braunschweig forfeited game to SG Bremen/Dresden/Hamburg/Kiel/Leipzig 10-0 on January 22, 2022*

*SG Bielefeld/Braunschweig forfeited game to Spreewölfe Berlin 10-0 on January 22, 2022*

*DHC Hannover forfeited game to SG Bremen/Dresden/Hamburg/Kiel/Leipzig 10-0 on February 12, 2022*

*DHC Hannover forfeited game to Spreewölfe Berlin 10-0 on February 12, 2022*

**2023 DEUTSCHER LACROSSE VERBAND (INDOOR)**

|                                | <u>GP</u> | <u>W</u> | <u>L</u> | <u>OL</u> | <u>GF</u> | <u>GA</u> | <u>PTS</u> |
|--------------------------------|-----------|----------|----------|-----------|-----------|-----------|------------|
| INDOOR BUNDESLIGA 1 NORTH      |           |          |          |           |           |           |            |
| Spreewölfe Berlin              | 4         | 4        | 0        | 0         | 93        | 27        | 8          |
| SG Hannover/Braunschweig       | 4         | 2        | 2        | 0         | 61        | 57        | 4          |
| SG Nord                        | 4         | 0        | 4        | 0         | 28        | 98        | 0          |
| <br>                           |           |          |          |           |           |           |            |
| INDOOR BUNDESLIGA 1 SOUTH-WEST | <u>GP</u> | <u>W</u> | <u>L</u> | <u>OL</u> | <u>GF</u> | <u>GA</u> | <u>PTS</u> |
| SC 1880 Frankfurt              | 6         | 5        | 1        | 0         | 113       | 50        | 10         |
| SG Süd                         | 6         | 4        | 2        | 0         | 91        | 66        | 8          |
| KKHT Schwarz-Weiss Köln        | 6         | 3        | 3        | 0         | 77        | 77        | 6          |
| SG West                        | 6         | 0        | 6        | 0         | 9         | 97        | 0          |

**CZECHOSLOVAKIA – FIELD LACROSSE**  
**CZECH REPUBLIC – FIELD LACROSSE****1992-1992**  
**1993-****1992 ČESKÁ FIELDLAKROSOVÁ LIGA**

|                     | <u>GP</u> | <u>W</u> | <u>L</u> | <u>OL</u> | <u>GF</u> | <u>GA</u> | <u>PTS</u> |
|---------------------|-----------|----------|----------|-----------|-----------|-----------|------------|
| LC Jižní Město      |           |          |          |           |           |           |            |
| TJ Malešice         |           |          |          |           |           |           |            |
| LC Plzeň            |           |          |          |           |           |           |            |
| LC Custodes Radotín |           |          |          |           |           |           |            |

**1993 ČESKÁ FIELDLAKROSOVÁ LIGA**

|                     | <u>GP</u> | <u>W</u> | <u>L</u> | <u>OL</u> | <u>GF</u> | <u>GA</u> | <u>PTS</u> |
|---------------------|-----------|----------|----------|-----------|-----------|-----------|------------|
| LC Plzeň            |           |          |          |           |           |           |            |
| LC Jižní Město      |           |          |          |           |           |           |            |
| TJ Malešice         |           |          |          |           |           |           |            |
| LC Custodes Radotín |           |          |          |           |           |           |            |
| LHC Kralovice       |           |          |          |           |           |           |            |

**1994 ČESKÁ FIELDLAKROSOVÁ LIGA**

|                | <u>GP</u> | <u>W</u> | <u>L</u> | <u>OL</u> | <u>GF</u> | <u>GA</u> | <u>PTS</u> |
|----------------|-----------|----------|----------|-----------|-----------|-----------|------------|
| TJ Malešice    |           |          |          |           |           |           |            |
| LC Plzeň       |           |          |          |           |           |           |            |
| LC Jižní Město |           |          |          |           |           |           |            |
| LHC Kralovice  |           |          |          |           |           |           |            |

**1995 ČESKÁ FIELDLAKROSOVÁ LIGA**

|                     | <u>GP</u> | <u>W</u> | <u>L</u> | <u>OL</u> | <u>GF</u> | <u>GA</u> | <u>PTS</u> |
|---------------------|-----------|----------|----------|-----------|-----------|-----------|------------|
| LC Plzeň            |           |          |          |           |           |           |            |
| TJ Malešice 'A'     |           |          |          |           |           |           |            |
| LC Custodes Radotín |           |          |          |           |           |           |            |
| LC Jižní Město      |           |          |          |           |           |           |            |
| TJ Malešice 'B'     |           |          |          |           |           |           |            |
| LHC Kralovice       |           |          |          |           |           |           |            |

**1996 ČESKÁ FIELDLAKROSOVÁ LIGA**

|                     | <u>GP</u> | <u>W</u> | <u>L</u> | <u>OL</u> | <u>GF</u> | <u>GA</u> | <u>PTS</u> |
|---------------------|-----------|----------|----------|-----------|-----------|-----------|------------|
| TJ Malešice         |           |          |          |           |           |           |            |
| LC Plzeň            |           |          |          |           |           |           |            |
| LC Jižní Město      |           |          |          |           |           |           |            |
| LC Custodes Radotín |           |          |          |           |           |           |            |
| LHC Kralovice       |           |          |          |           |           |           |            |

**1997 ČESKÁ FIELDLAKROSOVÁ LIGA**

|                     | <u>GP</u> | <u>W</u> | <u>L</u> | <u>OL</u> | <u>GF</u> | <u>GA</u> | <u>PTS</u> |
|---------------------|-----------|----------|----------|-----------|-----------|-----------|------------|
| TJ Malešice         |           |          |          |           |           |           |            |
| LC Jižní Město      |           |          |          |           |           |           |            |
| LC Custodes Radotín |           |          |          |           |           |           |            |
| LC Plzeň            |           |          |          |           |           |           |            |
| LHC Kralovice       |           |          |          |           |           |           |            |

**1998 ČESKÁ FIELDLAKROSOVÁ LIGA**

|                     | <u>GP</u> | <u>W</u> | <u>L</u> | <u>OL</u> | <u>GF</u> | <u>GA</u> | <u>PTS</u> |
|---------------------|-----------|----------|----------|-----------|-----------|-----------|------------|
| TJ Malešice         |           |          |          |           |           |           |            |
| LC Custodes Radotín |           |          |          |           |           |           |            |
| LC Jižní Město      |           |          |          |           |           |           |            |
| LC Plzeň            |           |          |          |           |           |           |            |
| LHC Kralovice       |           |          |          |           |           |           |            |

**1999 ČESKÁ FIELDLAKROSOVÁ LIGA**

|                         | <u>GP</u> | <u>W</u> | <u>L</u> | <u>OL</u> | <u>GF</u> | <u>GA</u> | <u>PTS</u> |
|-------------------------|-----------|----------|----------|-----------|-----------|-----------|------------|
| LC Jižní Město          |           |          |          |           |           |           |            |
| LC Custodes Radotín 'A' |           |          |          |           |           |           |            |
| TJ Malešice             |           |          |          |           |           |           |            |
| LC Plzeň                |           |          |          |           |           |           |            |
| LC Custodes Radotín 'B' |           |          |          |           |           |           |            |
| GLC Šumava              |           |          |          |           |           |           |            |

**2000 ČESKÁ FIELDLAKROSOVÁ LIGA**

|                         | <u>GP</u> | <u>W</u> | <u>L</u> | <u>OL</u> | <u>GF</u> | <u>GA</u> | <u>PTS</u> |
|-------------------------|-----------|----------|----------|-----------|-----------|-----------|------------|
| LC Custodes Radotín 'A' |           |          |          |           |           |           |            |
| TJ Malešice             |           |          |          |           |           |           |            |
| LC Jižní Město 'A'      |           |          |          |           |           |           |            |
| LC Custodes Radotín 'B' |           |          |          |           |           |           |            |
| LC Jižní Město 'B'      |           |          |          |           |           |           |            |

**2001 ČESKÁ FIELDLAKROSOVÁ LIGA**

|                         | <u>GP</u> | <u>W</u> | <u>L</u> | <u>OL</u> | <u>GF</u> | <u>GA</u> | <u>PTS</u> |
|-------------------------|-----------|----------|----------|-----------|-----------|-----------|------------|
| LC Custodes Radotín 'A' |           |          |          |           |           |           |            |
| LC Jižní Město          |           |          |          |           |           |           |            |
| TJ Malešice             |           |          |          |           |           |           |            |
| LC Custodes Radotín 'B' |           |          |          |           |           |           |            |
| LC Plzeň                |           |          |          |           |           |           |            |

**2002 ČESKÁ FIELDLAKROSOVÁ LIGA**

|                         | <u>GP</u> | <u>W</u> | <u>L</u> | <u>OL</u> | <u>GF</u> | <u>GA</u> | <u>PTS</u> |
|-------------------------|-----------|----------|----------|-----------|-----------|-----------|------------|
| TJ Malešice             |           |          |          |           |           |           |            |
| LC Jižní Město          |           |          |          |           |           |           |            |
| LC Plzeň                |           |          |          |           |           |           |            |
| LC Custodes Radotín 'A' |           |          |          |           |           |           |            |
| LC Custodes Radotín 'B' |           |          |          |           |           |           |            |

**2003 ČESKÁ FIELDLAKROSOVÁ LIGA**

|                     | <u>GP</u> | <u>W</u> | <u>L</u> | <u>OL</u> | <u>GF</u> | <u>GA</u> | <u>PTS</u> |
|---------------------|-----------|----------|----------|-----------|-----------|-----------|------------|
| TJ Malešice         |           |          |          |           |           |           |            |
| LC Jižní Město      |           |          |          |           |           |           |            |
| LC Custodes Radotín |           |          |          |           |           |           |            |
| LC Plzeň            |           |          |          |           |           |           |            |

**2004 ČESKÁ FIELDLAKROSOVÁ LIGA**

|                     | <u>GP</u> | <u>W</u> | <u>L</u> | <u>OL</u> | <u>GF</u> | <u>GA</u> | <u>PTS</u> |
|---------------------|-----------|----------|----------|-----------|-----------|-----------|------------|
| LC Jižní Město      |           |          |          |           |           |           |            |
| TJ Malešice         |           |          |          |           |           |           |            |
| LC Custodes Radotín |           |          |          |           |           |           |            |



## 2005 ČESKÁ FIELDLAKROSOVÁ LIGA

|                     | <u>GP</u> | <u>W</u> | <u>L</u> | <u>OL</u> | <u>GF</u> | <u>GA</u> | <u>PTS</u> |
|---------------------|-----------|----------|----------|-----------|-----------|-----------|------------|
| LC Jižní Město      | 4         | 2        | 2        | 0         | 35        | 34        | 4          |
| TJ Malešice         | 4         | 2        | 2        | 0         | 32        | 32        | 4          |
| LC Custodes Radotín | 4         | 2        | 2        | 0         | 29        | 30        | 4          |

## 2006 NÁRODNÍ FIELDLAKROSOVÁ LIGA

|                     | <u>GP</u> | <u>W</u> | <u>L</u> | <u>OL</u> | <u>GF</u> | <u>GA</u> | <u>PTS</u> |
|---------------------|-----------|----------|----------|-----------|-----------|-----------|------------|
| LC Jižní Město*     | 6         | 4        | 2        | 0         | 58        | 51        | 12         |
| LC Custodes Radotín | 6         | 4        | 2        | 0         | 67        | 46        | 12         |
| TJ Malešice         | 6         | 1        | 5        | 0         | 33        | 61        | 3          |

*TJ Malešice forfeited game to LC Jižní Město 1-0*

*TJ Malešice forfeited game to LC Custodes Radotín 1-0*

## CHAMPIONSHIP

LC Jižní Město defeated LC Custodes Radotín 12-8

## 2007 NÁRODNÍ FIELDLAKROSOVÁ LIGA

|                     | <u>GP</u> | <u>W</u> | <u>L</u> | <u>OL</u> | <u>GF</u> | <u>GA</u> | <u>PTS</u> |
|---------------------|-----------|----------|----------|-----------|-----------|-----------|------------|
| LC Custodes Radotín | 4         | 4        | 0        | 0         | 89        | 25        | 12         |
| LC Jižní Město      | 5         | 2        | 3        | 0         | 50        | 57        | 6          |
| TJ Malešice         | 6         | 1        | 5        | 0         | 27        | 84        | 3          |

*LC Custodes Radotín vs. TJ Malešice match on June 2, 2007 not played*

*TJ Malešice forfeited game to LC Jižní Město 1-0 on October 7, 2007*

*LC Custodes Radotín vs. LC Jižní Město match on October 20, 2007 not played*

## 2008 NÁRODNÍ FIELDLAKROSOVÁ LIGA

|                         | <u>GP</u> | <u>W</u> | <u>L</u> | <u>OL</u> | <u>GF</u> | <u>GA</u> | <u>PTS</u> |
|-------------------------|-----------|----------|----------|-----------|-----------|-----------|------------|
| SK Lacrosse Jižní Město | 8         | 8        | 0        | 0         | 112       | 60        | 24         |
| LC Custodes Radotín     | 8         | 6        | 2        | 0         | 124       | 56        | 18         |
| TJ Malešice             | 8         | 4        | 4        | 0         | 95        | 79        | 12         |
| Tricksters Bratislava   | 8         | 1        | 6        | 1         | 60        | 129       | 4          |
| LC Slavia Praha         | 8         | 1        | 7        | 0         | 59        | 126       | 2          |

## 2009 NÁRODNÍ FIELDLAKROSOVÁ LIGA

|                         | <u>GP</u> | <u>W</u> | <u>L</u> | <u>OL</u> | <u>GF</u> | <u>GA</u> | <u>PTS</u> |
|-------------------------|-----------|----------|----------|-----------|-----------|-----------|------------|
| TJ Malešice             | 10        | 9        | 1        | 0         | 160       | 66        | 26         |
| LC Custodes Radotín     | 10        | 8        | 1        | 1         | 174       | 43        | 25         |
| SK Lacrosse Jižní Město | 10        | 6        | 4        | 0         | 134       | 94        | 18         |
| Tricksters Bratislava   | 10        | 4        | 6        | 0         | 85        | 118       | 12         |
| LC Slavia Praha         | 10        | 3        | 7        | 0         | 64        | 142       | 9          |
| LC Pardubice            | 10        | 0        | 10       | 0         | 38        | 192       | 0          |

## 2010 NÁRODNÍ FIELDLAKROSOVÁ LIGA

|                         | <u>GP</u> | <u>W</u> | <u>L</u> | <u>OL</u> | <u>GF</u> | <u>GA</u> | <u>PTS</u> |
|-------------------------|-----------|----------|----------|-----------|-----------|-----------|------------|
| SK Lacrosse Jižní Město | 12        | 11       | 1        | 0         | 163       | 85        | 33         |
| TJ Malešice             | 12        | 9        | 3        | 0         | 186       | 98        | 27         |
| Tricksters Bratislava   | 12        | 2        | 10       | 0         | 80        | 139       | 6          |
| LC Slavia Praha         | 12        | 2        | 10       | 0         | 83        | 190       | 6          |

**2011 NÁRODNÍ FIELDLAKROSOVÁ LIGA**

|                         | <u>GP</u> | <u>W</u> | <u>L</u> | <u>OL</u> | <u>GF</u> | <u>GA</u> | <u>PTS</u> |
|-------------------------|-----------|----------|----------|-----------|-----------|-----------|------------|
| TJ Malešice             | 8         | 8        | 8        | 0         | 150       | 52        | 24         |
| SK Lacrosse Jižní Město | 8         | 5        | 3        | 0         | 113       | 68        | 15         |
| LC Custodes Radotín     | 8         | 5        | 3        | 0         | 102       | 74        | 15         |
| Tricksters Bratislava   | 8         | 2        | 6        | 0         | 80        | 98        | 3          |
| LC Slavia Praha         | 8         | 0        | 8        | 0         | 65        | 109       | 0          |

**2012 NÁRODNÍ FIELDLAKROSOVÁ LIGA**

|                         | <u>GP</u> | <u>W</u> | <u>L</u> | <u>OL</u> | <u>GF</u> | <u>GA</u> | <u>PTS</u> |
|-------------------------|-----------|----------|----------|-----------|-----------|-----------|------------|
| LC Custodes Radotín*    | 10        | 8        | 2        | 0         | 140       | 86        | 24         |
| TJ Malešice             | 10        | 7        | 3        | 0         | 123       | 78        | 21         |
| SK Lacrosse Jižní Město | 10        | 7        | 3        | 0         | 137       | 83        | 21         |
| LC Slavia Praha         | 10        | 3        | 7        | 0         | 83        | 168       | 6          |
| Vienna Monarchs         | 10        | 2        | 8        | 0         | 69        | 115       | 6          |
| Tricksters Bratislava   | 10        | 3        | 7        | 0         | 83        | 105       | 6          |

**CHAMPIONSHIP**

LC Custodes Radotín defeated TJ Malešice 12-10

**2013 NÁRODNÍ FIELDLAKROSOVÁ LIGA**

|                          | <u>GP</u> | <u>W</u> | <u>L</u> | <u>OL</u> | <u>GF</u> | <u>GA</u> | <u>PTS</u> |
|--------------------------|-----------|----------|----------|-----------|-----------|-----------|------------|
| SK Lacrosse Jižní Město* | 10        | 9        | 1        | 0         | 130       | 83        | 27         |
| LC Custodes Radotín      | 10        | 8        | 2        | 0         | 154       | 67        | 24         |
| Vienna Monarchs          | 10        | 7        | 3        | 0         | 98        | 85        | 21         |
| Tricksters Bratislava    | 10        | 3        | 7        | 0         | 83        | 108       | 9          |
| LC Slavia Praha          | 10        | 3        | 7        | 0         | 85        | 157       | 9          |
| TJ Malešice              | 10        | 0        | 10       | 0         | 82        | 132       | 0          |

**CHAMPIONSHIP**

SK Lacrosse Jižní Město defeated LC Custodes Radotín 14-13

**2014 NÁRODNÍ FIELDLAKROSOVÁ LIGA**

|                         | <u>GP</u> | <u>W</u> | <u>L</u> | <u>OL</u> | <u>GF</u> | <u>GA</u> | <u>PTS</u> |
|-------------------------|-----------|----------|----------|-----------|-----------|-----------|------------|
| LC Custodes Radotín*    | 10        | 9        | 1        | 0         | 117       | 60        | 30         |
| SK Lacrosse Jižní Město | 10        | 7        | 3        | 0         | 127       | 82        | 21         |
| TJ Malešice             | 10        | 5        | 5        | 0         | 117       | 122       | 15         |
| Vienna Monarchs         | 10        | 5        | 5        | 0         | 127       | 111       | 15         |
| Tricksters Bratislava   | 10        | 4        | 6        | 0         | 91        | 110       | 12         |
| Sokol I. Smíchov Storm  | 10        | 0        | 10       | 0         | 32        | 126       | 0          |

**CHAMPIONSHIP**

LC Custodes Radotín defeated SK Lacrosse Jižní Město 9-6

**2015 NÁRODNÍ FIELDLAKROSOVÁ LIGA**

|                         | <u>GP</u> | <u>W</u> | <u>L</u> | <u>OL</u> | <u>GF</u> | <u>GA</u> | <u>PTS</u> |
|-------------------------|-----------|----------|----------|-----------|-----------|-----------|------------|
| LC Custodes Radotín*    | 8         | 7        | 1        | 0         | 108       | 63        | 21         |
| SK Lacrosse Jižní Město | 8         | 6        | 2        | 0         | 101       | 65        | 18         |
| Slovakia Nationals      | 8         | 4        | 4        | 0         | 73        | 97        | 11         |
| TJ Malešice             | 8         | 2        | 6        | 0         | 74        | 96        | 6          |
| Vienna Monarchs         | 8         | 1        | 6        | 1         | 61        | 96        | 4          |

**CHAMPIONSHIP**

LC Custodes Radotín defeated SK Lacrosse Jižní Město 15-13

### 2016 NÁRODNÍ FIELDLAKROSOVÁ LIGA

|                         | <u>GP</u> | <u>W</u> | <u>L</u> | <u>OL</u> | <u>GF</u> | <u>GA</u> | <u>PTS</u> |
|-------------------------|-----------|----------|----------|-----------|-----------|-----------|------------|
| SK Lacrosse Jižní Město | 10        | 9        | 1        | 0         | 181       | 59        | 27         |
| LC Custodes Radotín*    | 10        | 8        | 2        | 0         | 127       | 51        | 24         |
| Tricksters Bratislava   | 10        | 6        | 4        | 0         | 126       | 95        | 18         |
| Vienna Monarchs         | 10        | 4        | 6        | 0         | 88        | 99        | 12         |
| LCC Wolves Radotín      | 10        | 3        | 7        | 0         | 54        | 124       | 9          |
| Brno Ravens LC          | 10        | 0        | 10       | 0         | 24        | 172       | 0          |

#### CHAMPIONSHIP

LC Custodes Radotín defeated SK Lacrosse Jižní Město 14-13

### 2017 NÁRODNÍ FIELDLAKROSOVÁ LIGA

|                          | <u>GP</u> | <u>W</u> | <u>L</u> | <u>OL</u> | <u>GF</u> | <u>GA</u> | <u>PTS</u> |
|--------------------------|-----------|----------|----------|-----------|-----------|-----------|------------|
| SK Lacrosse Jižní Město* | 11        | 10       | 1        | 0         | 164       | 52        | 11         |
| LCC Wolves Radotín       | 11        | 8        | 3        | 0         | 162       | 93        | 8          |
| TJ Malešice              | 11        | 6        | 5        | 0         | 119       | 108       | 6          |
| Vienna Monarchs          | 11        | 6        | 5        | 0         | 106       | 90        | 6          |
| Kosynierzy Wrocław       | 6         | 4        | 2        | 0         | 67        | 40        | 4          |
| LSC Knights              | 11        | 1        | 10       | 0         | 47        | 148       | 1          |
| Brno Ravens LC           | 11        | 1        | 10       | 0         | 24        | 158       | 1          |

#### CHAMPIONSHIP

SK Lacrosse Jižní Město defeated LCC Wolves Radotín 17-8

### 2018 NÁRODNÍ FIELDLAKROSOVÁ LIGA

|                         | <u>GP</u> | <u>W</u> | <u>L</u> | <u>OL</u> | <u>GF</u> | <u>GA</u> | <u>PTS</u> |
|-------------------------|-----------|----------|----------|-----------|-----------|-----------|------------|
| LCC Wolves Radotín*     | 10        | 9        | 1        | 0         | 157       | 66        | 9          |
| Vienna Monarchs         | 10        | 9        | 1        | 0         | 102       | 68        | 9          |
| SK Lacrosse Jižní Město | 10        | 5        | 5        | 0         | 70        | 77        | 5          |
| Kosynierzy Wrocław      | 10        | 3        | 7        | 0         | 74        | 82        | 3          |
| Tricksters Bratislava   | 10        | 3        | 7        | 0         | 63        | 82        | 3          |
| Brno Ravens LC          | 10        | 1        | 9        | 0         | 25        | 116       | 1          |
| LC Old Dogs Plzeň       | 0         | 0        | 0        | 0         | 0         | 0         | 0          |

#### CHAMPIONSHIP

LCC Wolves Radotín defeated Vienna Monarchs 12-9

### 2019 NÁRODNÍ FIELDLAKROSOVÁ LIGA

|                         | <u>GP</u> | <u>W</u> | <u>L</u> | <u>OL</u> | <u>GF</u> | <u>GA</u> | <u>PTS</u> |
|-------------------------|-----------|----------|----------|-----------|-----------|-----------|------------|
| LCC Wolves Radotín*     | 6         | 6        | 0        | 0         | 72        | 24        | 18         |
| SK Lacrosse Jižní Město | 6         | 3        | 2        | 1         | 49        | 43        | 10         |
| Polish Development Team | 6         | 2        | 4        | 0         | 36        | 38        | 5          |
| Brno Ravens LC          | 6         | 1        | 5        | 0         | 13        | 65        | 3          |

#### PLAYOFFS

LCC Wolves Radotín defeated Brno Ravens LC 14-2

SK Lacrosse Jižní Město defeated Polish Development Team 8-3

#### BRONZE

Polish Development Team defeated Brno Ravens LC 7-6

#### CHAMPIONSHIP

LCC Wolves Radotín defeated SK Lacrosse Jižní Město 9-8

### 2020-21 NÁRODNÍ FIELDLAKROSOVÁ LIGA

|                          | <u>GP</u> | <u>W</u> | <u>L</u> | <u>OL</u> | <u>GF</u> | <u>GA</u> | <u>PTS</u> |
|--------------------------|-----------|----------|----------|-----------|-----------|-----------|------------|
| SK Lacrosse Jižní Město* | 6         | 5        | 0        | 1         | 69        | 40        | 16         |
| LCC Wolves Radotín       | 6         | 3        | 3        | 0         | 50        | 48        | 8          |
| Brno Ravens LC           | 6         | 1        | 5        | 0         | 23        | 54        | 3          |

## NÁRODNÍ FIELDLAKROSOVÁ LIGA – CHAMPIONS

|         | <u>Gold – Champion</u>         | <u>Silver</u>           | <u>Bronze</u>            |
|---------|--------------------------------|-------------------------|--------------------------|
| 1992    | <b>SK Lacrosse Jižní Město</b> | TJ Malešice             | LC Plzeň                 |
| 1993    | <b>LC Plzeň</b>                | SK Lacrosse Jižní Město | TJ Malešice              |
| 1994    | <b>TJ Malešice</b>             | LC Plzeň                | SK Lacrosse Jižní Město  |
| 1995    | <b>LC Plzeň</b>                | TJ Malešice             | LC Custodes Radotín      |
| 1996    | <b>TJ Malešice</b>             | LC Plzeň                | SK Lacrosse Jižní Město  |
| 1997    | <b>TJ Malešice</b>             | SK Lacrosse Jižní Město | LC Custodes Radotín      |
| 1998    | <b>TJ Malešice</b>             | LC Custodes Radotín     | SK Lacrosse Jižní Město  |
| 1999    | <b>SK Lacrosse Jižní Město</b> | LC Custodes Radotín     | TJ Malešice              |
| 2000    | <b>LC Custodes Radotín</b>     | TJ Malešice             | SK Lacrosse Jižní Město  |
| 2001    | <b>LC Custodes Radotín</b>     | SK Lacrosse Jižní Město | TJ Malešice              |
| 2002    | <b>TJ Malešice</b>             | SK Lacrosse Jižní Město | LC Plzeň                 |
| 2003    | <b>TJ Malešice</b>             | SK Lacrosse Jižní Město | LC Custodes Radotín      |
| 2004    | <b>SK Lacrosse Jižní Město</b> | TJ Malešice             | LC Custodes Radotín      |
| 2005    | <b>SK Lacrosse Jižní Město</b> | TJ Malešice             | LC Custodes Radotín      |
| 2006    | <b>SK Lacrosse Jižní Město</b> | LC Custodes Radotín     | TJ Malešice              |
| 2007    | <b>LC Custodes Radotín</b>     | SK Lacrosse Jižní Město | LC Custodes Radotín      |
| 2008    | <b>SK Lacrosse Jižní Město</b> | LC Custodes Radotín     | TJ Malešice              |
| 2009    | <b>TJ Malešice</b>             | LC Custodes Radotín     | SK Lacrosse Jižní Město  |
| 2010    | <b>SK Lacrosse Jižní Město</b> | TJ Malešice             | Tricksters Bratislava LT |
| 2011    | <b>TJ Malešice</b>             | SK Lacrosse Jižní Město | LC Custodes Radotín      |
| 2012    | <b>LC Custodes Radotín</b>     | TJ Malešice             | SK Lacrosse Jižní Město  |
| 2013    | <b>SK Lacrosse Jižní Město</b> | LC Custodes Radotín     | Vienna Monarchs          |
| 2014    | <b>LC Custodes Radotín</b>     | SK Lacrosse Jižní Město | TJ Malešice              |
| 2015    | <b>LC Custodes Radotín</b>     | SK Lacrosse Jižní Město | Slovakia Nationals       |
| 2016    | <b>LC Custodes Radotín</b>     | SK Lacrosse Jižní Město | Tricksters Bratislava LT |
| 2017    | <b>SK Lacrosse Jižní Město</b> | LCC Wolves Radotín      | TJ Malešice              |
| 2018    | <b>LCC Wolves Radotín</b>      | Vienna Monarchs         | SK Lacrosse Jižní Město  |
| 2019    | <b>LCC Wolves Radotín</b>      | SK Lacrosse Jižní Město | Polish Development Team  |
| 2020    | <i>no decision</i>             |                         |                          |
| 2020-21 | <b>SK Lacrosse Jižní Město</b> | LCC Wolves Radotín      | Brno Ravens LC           |

### LC CUSTODES RADOTÍN

|             |                            | <u>GP</u> | <u>W</u> | <u>L</u> | <u>OL</u> | <u>GF</u>  | <u>GA</u> | <u>PTS</u> |
|-------------|----------------------------|-----------|----------|----------|-----------|------------|-----------|------------|
| 2005        | LC Custodes Radotín        | 4         | 2        | 2        | 0         | 29         | 30        | 4          |
| 2006        | LC Custodes Radotín        | 6         | 4        | 2        | 0         | 67         | 46        | 12         |
| 2007        | LC Custodes Radotín        | 4         | 4        | 0        | 0         | 89         | 25        | 12         |
| 2008        | LC Custodes Radotín        | 8         | 6        | 2        | 0         | 124        | 56        | 18         |
| 2009        | LC Custodes Radotín        | 10        | 8        | 1        | 1         | 174        | 43        | 25         |
| 2011        | LC Custodes Radotín        | 8         | 5        | 3        | 0         | 102        | 74        | 15         |
| <b>2012</b> | <b>LC Custodes Radotín</b> | <b>10</b> | <b>8</b> | <b>2</b> | <b>0</b>  | <b>140</b> | <b>86</b> | <b>24</b>  |
| 2013        | LC Custodes Radotín        | 10        | 8        | 2        | 0         | 154        | 67        | 24         |
| <b>2014</b> | <b>LC Custodes Radotín</b> | <b>10</b> | <b>9</b> | <b>1</b> | <b>0</b>  | <b>117</b> | <b>60</b> | <b>30</b>  |
| <b>2015</b> | <b>LC Custodes Radotín</b> | <b>8</b>  | <b>7</b> | <b>1</b> | <b>0</b>  | <b>108</b> | <b>63</b> | <b>21</b>  |
| <b>2016</b> | <b>LC Custodes Radotín</b> | <b>10</b> | <b>8</b> | <b>2</b> | <b>0</b>  | <b>127</b> | <b>51</b> | <b>24</b>  |

### SK LACROSSE JIŽNÍ MĚSTO

|             |                         | <u>GP</u> | <u>W</u> | <u>L</u> | <u>OL</u> | <u>GF</u> | <u>GA</u> | <u>PTS</u> |
|-------------|-------------------------|-----------|----------|----------|-----------|-----------|-----------|------------|
| 2005        | LC Jižní Město          | 4         | 2        | 2        | 0         | 35        | 34        | 4          |
| <b>2006</b> | <b>LC Jižní Město</b>   | <b>6</b>  | <b>4</b> | <b>2</b> | <b>0</b>  | <b>58</b> | <b>51</b> | <b>12</b>  |
| 2007        | LC Jižní Město          | 5         | 2        | 3        | 0         | 50        | 57        | 6          |
| 2008        | SK Lacrosse Jižní Město | 8         | 8        | 0        | 0         | 112       | 60        | 24         |
| 2009        | SK Lacrosse Jižní Město | 10        | 6        | 4        | 0         | 134       | 94        | 18         |
| 2010        | SK Lacrosse Jižní Město | 12        | 11       | 1        | 0         | 163       | 85        | 33         |
| 2011        | SK Lacrosse Jižní Město | 8         | 5        | 3        | 0         | 113       | 68        | 15         |
| 2012        | SK Lacrosse Jižní Město | 10        | 7        | 3        | 0         | 137       | 83        | 21         |

|                |                                |           |           |          |          |            |           |           |
|----------------|--------------------------------|-----------|-----------|----------|----------|------------|-----------|-----------|
| <b>2013</b>    | <b>SK Lacrosse Jižní Město</b> | <b>10</b> | <b>9</b>  | <b>1</b> | <b>0</b> | <b>130</b> | <b>83</b> | <b>27</b> |
| 2014           | SK Lacrosse Jižní Město        | 10        | 7         | 3        | 0        | 127        | 82        | 21        |
| 2015           | SK Lacrosse Jižní Město        | 8         | 6         | 2        | 0        | 101        | 65        | 18        |
| 2016           | SK Lacrosse Jižní Město        | 10        | 9         | 1        | 0        | 181        | 59        | 27        |
| <b>2017</b>    | <b>SK Lacrosse Jižní Město</b> | <b>11</b> | <b>10</b> | <b>1</b> | <b>0</b> | <b>164</b> | <b>52</b> | <b>11</b> |
| 2018           | SK Lacrosse Jižní Město        | 10        | 5         | 5        | 0        | 70         | 77        | 5         |
| 2019           | SK Lacrosse Jižní Město        | 6         | 3         | 2        | 1        | 49         | 43        | 10        |
| <b>2020-21</b> | <b>SK Lacrosse Jižní Město</b> | <b>6</b>  | <b>5</b>  | <b>0</b> | <b>1</b> | <b>69</b>  | <b>40</b> | <b>16</b> |

### TJ MALEŠICE

|      |             | <u>GP</u> | <u>W</u> | <u>L</u> | <u>OL</u> | <u>GF</u> | <u>GA</u> | <u>PTS</u> |
|------|-------------|-----------|----------|----------|-----------|-----------|-----------|------------|
| 2005 | TJ Malešice | 4         | 2        | 2        | 0         | 32        | 32        | 4          |
| 2006 | TJ Malešice | 6         | 1        | 5        | 0         | 33        | 61        | 3          |
| 2007 | TJ Malešice | 6         | 1        | 5        | 0         | 27        | 84        | 3          |
| 2008 | TJ Malešice | 8         | 4        | 4        | 0         | 95        | 79        | 12         |
| 2009 | TJ Malešice | 10        | 9        | 1        | 0         | 160       | 66        | 26         |
| 2010 | TJ Malešice | 12        | 9        | 3        | 0         | 186       | 98        | 27         |
| 2011 | TJ Malešice | 8         | 8        | 8        | 0         | 150       | 52        | 24         |
| 2012 | TJ Malešice | 10        | 7        | 3        | 0         | 123       | 78        | 21         |
| 2013 | TJ Malešice | 10        | 0        | 10       | 0         | 82        | 132       | 0          |
| 2014 | TJ Malešice | 10        | 5        | 5        | 0         | 117       | 122       | 15         |
| 2015 | TJ Malešice | 8         | 2        | 6        | 0         | 74        | 96        | 6          |
| 2017 | TJ Malešice | 11        | 6        | 5        | 0         | 119       | 108       | 6          |

### TRICKSTERS BRATISLAVA

|      |                       | <u>GP</u> | <u>W</u> | <u>L</u> | <u>OL</u> | <u>GF</u> | <u>GA</u> | <u>PTS</u> |
|------|-----------------------|-----------|----------|----------|-----------|-----------|-----------|------------|
| 2008 | Tricksters Bratislava | 8         | 1        | 6        | 1         | 60        | 129       | 4          |
| 2009 | Tricksters Bratislava | 10        | 4        | 6        | 0         | 85        | 118       | 12         |
| 2010 | Tricksters Bratislava | 12        | 2        | 10       | 0         | 80        | 139       | 6          |
| 2011 | Tricksters Bratislava | 8         | 2        | 6        | 0         | 80        | 98        | 3          |
| 2012 | Tricksters Bratislava | 10        | 3        | 7        | 0         | 83        | 105       | 6          |
| 2013 | Tricksters Bratislava | 10        | 3        | 7        | 0         | 83        | 108       | 9          |
| 2014 | Tricksters Bratislava | 10        | 4        | 6        | 0         | 91        | 110       | 12         |
| 2015 | Slovakia Nationals    | 8         | 4        | 4        | 0         | 73        | 97        | 11         |
| 2016 | Tricksters Bratislava | 10        | 6        | 4        | 0         | 126       | 95        | 18         |
| 2018 | Tricksters Bratislava | 10        | 3        | 7        | 0         | 63        | 82        | 3          |

### LC SLAVIA PRAHA

|      |                 | <u>GP</u> | <u>W</u> | <u>L</u> | <u>OL</u> | <u>GF</u> | <u>GA</u> | <u>PTS</u> |
|------|-----------------|-----------|----------|----------|-----------|-----------|-----------|------------|
| 2008 | LC Slavia Praha | 8         | 1        | 7        | 0         | 59        | 126       | 2          |
| 2009 | LC Slavia Praha | 10        | 3        | 7        | 0         | 64        | 142       | 9          |
| 2010 | LC Slavia Praha | 12        | 2        | 10       | 0         | 83        | 190       | 6          |
| 2011 | LC Slavia Praha | 8         | 0        | 8        | 0         | 65        | 109       | 0          |
| 2012 | LC Slavia Praha | 10        | 3        | 7        | 0         | 83        | 168       | 6          |
| 2013 | LC Slavia Praha | 10        | 3        | 7        | 0         | 85        | 157       | 9          |

### LC PARDUBICE

|      |              | <u>GP</u> | <u>W</u> | <u>L</u> | <u>OL</u> | <u>GF</u> | <u>GA</u> | <u>PTS</u> |
|------|--------------|-----------|----------|----------|-----------|-----------|-----------|------------|
| 2009 | LC Pardubice | 10        | 0        | 10       | 0         | 38        | 192       | 0          |

### VIENNA MONARCHS

|      |                 | <u>GP</u> | <u>W</u> | <u>L</u> | <u>OL</u> | <u>GF</u> | <u>GA</u> | <u>PTS</u> |
|------|-----------------|-----------|----------|----------|-----------|-----------|-----------|------------|
| 2012 | Vienna Monarchs | 10        | 2        | 8        | 0         | 69        | 115       | 6          |
| 2013 | Vienna Monarchs | 10        | 7        | 3        | 0         | 98        | 85        | 21         |
| 2014 | Vienna Monarchs | 10        | 5        | 5        | 0         | 127       | 111       | 15         |
| 2015 | Vienna Monarchs | 8         | 1        | 6        | 1         | 61        | 96        | 4          |
| 2016 | Vienna Monarchs | 10        | 4        | 6        | 0         | 88        | 99        | 12         |
| 2017 | Vienna Monarchs | 11        | 6        | 5        | 0         | 106       | 90        | 6          |
| 2018 | Vienna Monarchs | 10        | 9        | 1        | 0         | 102       | 68        | 9          |

**SOKOL I. SMICHOV STORM**

|      |                        | <u>GP</u> | <u>W</u> | <u>L</u> | <u>OL</u> | <u>GF</u> | <u>GA</u> | <u>PTS</u> |
|------|------------------------|-----------|----------|----------|-----------|-----------|-----------|------------|
| 2014 | Sokol I. Smíchov Storm | 10        | 0        | 10       | 0         | 32        | 126       | 0          |

**BRNO RAVENS LC**

|         |                | <u>GP</u> | <u>W</u> | <u>L</u> | <u>OL</u> | <u>GF</u> | <u>GA</u> | <u>PTS</u> |
|---------|----------------|-----------|----------|----------|-----------|-----------|-----------|------------|
| 2016    | Brno Ravens LC | 10        | 0        | 10       | 0         | 24        | 172       | 0          |
| 2017    | Brno Ravens LC | 11        | 1        | 10       | 0         | 24        | 158       | 1          |
| 2018    | Brno Ravens LC | 10        | 1        | 9        | 0         | 25        | 116       | 1          |
| 2019    | Brno Ravens LC | 6         | 1        | 5        | 0         | 13        | 65        | 3          |
| 2020-21 | Brno Ravens LC | 6         | 1        | 5        | 0         | 23        | 54        | 3          |

**LCC WOLVES RADOTÍN**

|             |                           | <u>GP</u> | <u>W</u> | <u>L</u> | <u>OL</u> | <u>GF</u>  | <u>GA</u> | <u>PTS</u> |
|-------------|---------------------------|-----------|----------|----------|-----------|------------|-----------|------------|
| 2016        | LCC Wolves Radotín        | 10        | 3        | 7        | 0         | 54         | 124       | 9          |
| 2017        | LCC Wolves Radotín        | 11        | 8        | 3        | 0         | 162        | 93        | 8          |
| <b>2018</b> | <b>LCC Wolves Radotín</b> | <b>10</b> | <b>9</b> | <b>1</b> | <b>0</b>  | <b>157</b> | <b>66</b> | <b>9</b>   |
| <b>2019</b> | <b>LCC Wolves Radotín</b> | <b>6</b>  | <b>6</b> | <b>0</b> | <b>0</b>  | <b>72</b>  | <b>24</b> | <b>18</b>  |
| 2020-21     | LCC Wolves Radotín        | 6         | 3        | 3        | 0         | 50         | 48        | 8          |

**KOSYNIERZY WROCLAW**

|      |                    | <u>GP</u> | <u>W</u> | <u>L</u> | <u>OL</u> | <u>GF</u> | <u>GA</u> | <u>PTS</u> |
|------|--------------------|-----------|----------|----------|-----------|-----------|-----------|------------|
| 2017 | Kosynierzy Wrocław | 6         | 4        | 2        | 0         | 67        | 40        | 4          |
| 2018 | Kosynierzy Wrocław | 10        | 3        | 7        | 0         | 74        | 82        | 3          |

**LSC KNIGHTS**

|      |             | <u>GP</u> | <u>W</u> | <u>L</u> | <u>OL</u> | <u>GF</u> | <u>GA</u> | <u>PTS</u> |
|------|-------------|-----------|----------|----------|-----------|-----------|-----------|------------|
| 2017 | LSC Knights | 11        | 1        | 10       | 0         | 47        | 148       | 1          |

**LC OLD DOGS PLZEŇ**

|      |                   | <u>GP</u> | <u>W</u> | <u>L</u> | <u>OL</u> | <u>GF</u> | <u>GA</u> | <u>PTS</u> |
|------|-------------------|-----------|----------|----------|-----------|-----------|-----------|------------|
| 2018 | LC Old Dogs Plzeň | 0         | 0        | 0        | 0         | 0         | 0         | 0          |

**POLISH DEVELOPMENT TEAM**

|      |                         | <u>GP</u> | <u>W</u> | <u>L</u> | <u>OL</u> | <u>GF</u> | <u>GA</u> | <u>PTS</u> |
|------|-------------------------|-----------|----------|----------|-----------|-----------|-----------|------------|
| 2019 | Polish Development Team | 6         | 2        | 4        | 0         | 36        | 38        | 5          |

**CZECHOSLOVAKIA – INDOOR LACROSSE**  
**CZECH REPUBLIC – INDOOR LACROSSE**

**1987-1992**  
**1993-**

**1987 ČESKÉHO SVAZU MUŽSKÉHO LAKROSU**

| BOX-LAKROSOVÁ LIGA  | <u>GP</u> | <u>W</u> | <u>L</u> | <u>OL</u> | <u>GF</u> | <u>GA</u> | <u>PTS</u> |
|---------------------|-----------|----------|----------|-----------|-----------|-----------|------------|
| TJ Malešice*        |           |          |          |           |           |           |            |
| LC Custodes Radotín |           |          |          |           |           |           |            |
| Škoda Plzeň         |           |          |          |           |           |           |            |
| SSM Kajetánka       |           |          |          |           |           |           |            |

**1987-88 ČESKÉHO SVAZU MUŽSKÉHO LAKROSU**

| BOX-LAKROSOVÁ LIGA   | <u>GP</u> | <u>W</u> | <u>L</u> | <u>OL</u> | <u>GF</u> | <u>GA</u> | <u>PTS</u> |
|----------------------|-----------|----------|----------|-----------|-----------|-----------|------------|
| LC Custodes Radotín* |           |          |          |           |           |           |            |
| TJ Malešice          |           |          |          |           |           |           |            |
| TJ Škoda Plzeň       |           |          |          |           |           |           |            |
| TJ Kolovraty         |           |          |          |           |           |           |            |

**1988-89 ČESKÉHO SVAZU MUŽSKÉHO LAKROSU**

| BOX-LAKROSOVÁ LIGA  | <u>GP</u> | <u>W</u> | <u>L</u> | <u>OL</u> | <u>GF</u> | <u>GA</u> | <u>PTS</u> |
|---------------------|-----------|----------|----------|-----------|-----------|-----------|------------|
| TJ Malešice*        |           |          |          |           |           |           |            |
| LC Custodes Radotín |           |          |          |           |           |           |            |
| TJ Škoda Plzeň      |           |          |          |           |           |           |            |
| TJ Viktoria Žižkov  |           |          |          |           |           |           |            |

**1989-90 ČESKÉHO SVAZU MUŽSKÉHO LAKROSU**

| BOX-LAKROSOVÁ LIGA  | <u>GP</u> | <u>W</u> | <u>L</u> | <u>OL</u> | <u>GF</u> | <u>GA</u> | <u>PTS</u> |
|---------------------|-----------|----------|----------|-----------|-----------|-----------|------------|
| TJ Malešice*        |           |          |          |           |           |           |            |
| LC Custodes Radotín |           |          |          |           |           |           |            |
| TJ Škoda Plzeň      |           |          |          |           |           |           |            |
| TJ Viktoria Žižkov  |           |          |          |           |           |           |            |

**1990 ČESKÉHO SVAZU MUŽSKÉHO LAKROSU**

| BOX-LAKROSOVÁ LIGA          | <u>GP</u> | <u>W</u> | <u>L</u> | <u>OL</u> | <u>GF</u> | <u>GA</u> | <u>PTS</u> |
|-----------------------------|-----------|----------|----------|-----------|-----------|-----------|------------|
| TJ Malešice*                |           |          |          |           |           |           |            |
| TJ Zahradnické Závody Plzeň |           |          |          |           |           |           |            |
| LC Custodes Radotín         |           |          |          |           |           |           |            |
| TJ Škoda Plzeň              |           |          |          |           |           |           |            |

**1991 ČESKÉHO SVAZU MUŽSKÉHO LAKROSU**

| BOX-LAKROSOVÁ LIGA          | <u>GP</u> | <u>W</u> | <u>L</u> | <u>OL</u> | <u>GF</u> | <u>GA</u> | <u>PTS</u> |
|-----------------------------|-----------|----------|----------|-----------|-----------|-----------|------------|
| LC Custodes Radotín*        |           |          |          |           |           |           |            |
| TJ Malešice                 |           |          |          |           |           |           |            |
| TJ Zahradnické Závody Plzeň |           |          |          |           |           |           |            |
| LC Jižní Město              |           |          |          |           |           |           |            |

**1992 ČESKÉHO SVAZU MUŽSKÉHO LAKROSU**

| BOX-LAKROSOVÁ LIGA          | <u>GP</u> | <u>W</u> | <u>L</u> | <u>OL</u> | <u>GF</u> | <u>GA</u> | <u>PTS</u> |
|-----------------------------|-----------|----------|----------|-----------|-----------|-----------|------------|
| LC Custodes Radotín*        |           |          |          |           |           |           |            |
| TJ Malešice                 |           |          |          |           |           |           |            |
| TJ Škoda Plzeň              |           |          |          |           |           |           |            |
| TJ Zahradnické Závody Plzeň |           |          |          |           |           |           |            |
| LC Jižní Město              |           |          |          |           |           |           |            |
| LC Pardubice                |           |          |          |           |           |           |            |

### 1993 ČESKÉHO SVAZU MUŽSKÉHO LAKROSU

| BOX-LAKROSOVÁ LIGA  | <u>GP</u> | <u>W</u> | <u>L</u> | <u>OL</u> | <u>GF</u> | <u>GA</u> | <u>PTS</u> |
|---------------------|-----------|----------|----------|-----------|-----------|-----------|------------|
| TJ Malešice*        |           |          |          |           |           |           |            |
| LC Jižní Město      |           |          |          |           |           |           |            |
| LC Custodes Radotín |           |          |          |           |           |           |            |
| LC Plzeň            |           |          |          |           |           |           |            |
| TJ Škoda Plzeň      |           |          |          |           |           |           |            |
| LHC Kralovice       |           |          |          |           |           |           |            |

### 1994 ČESKÉHO SVAZU MUŽSKÉHO LAKROSU

| BOX-LAKROSOVÁ LIGA  | <u>GP</u> | <u>W</u> | <u>L</u> | <u>OL</u> | <u>GF</u> | <u>GA</u> | <u>PTS</u> |
|---------------------|-----------|----------|----------|-----------|-----------|-----------|------------|
| TJ Malešice*        |           |          |          |           |           |           |            |
| TJ Škoda Plzeň      |           |          |          |           |           |           |            |
| LC Custodes Radotín |           |          |          |           |           |           |            |
| LC Pardubice        |           |          |          |           |           |           |            |

### 1995 ČESKÉHO SVAZU MUŽSKÉHO LAKROSU

| BOX-LAKROSOVÁ LIGA  | <u>GP</u> | <u>W</u> | <u>L</u> | <u>OL</u> | <u>GF</u> | <u>GA</u> | <u>PTS</u> |
|---------------------|-----------|----------|----------|-----------|-----------|-----------|------------|
| TJ Malešice*        | 9         | 8        | 1        | 0         | 106       | 58        | 16         |
| LC Custodes Radotín | 9         | 7        | 2        | 0         | 109       | 61        | 14         |
| LC Plzeň            | 9         | 3        | 6        | 0         | 61        | 96        | 6          |
| LC Jižní Město      | 9         | 0        | 9        | 0         | 46        | 107       | 0          |

### 1996 ČESKÉHO SVAZU MUŽSKÉHO LAKROSU

| BOX-LAKROSOVÁ LIGA   | <u>GP</u> | <u>W</u> | <u>L</u> | <u>OL</u> | <u>GF</u> | <u>GA</u> | <u>PTS</u> |
|----------------------|-----------|----------|----------|-----------|-----------|-----------|------------|
| TJ Malešice          | 6         | 6        | 0        | 0         | 82        | 38        | 12         |
| LC Custodes Radotín* | 6         | 3        | 3        | 0         | 56        | 49        | 6          |
| LC Jižní Město       | 6         | 2        | 4        | 0         | 55        | 77        | 4          |
| LC Plzeň             | 6         | 1        | 5        | 0         | 34        | 63        | 2          |

#### PLAYOFFS

LC Plzeň defeated TJ Malešice 2 games to 0 (6-5, 7-7)

LC Custodes Radotín defeated LC Jižní Město 2 games to 1 (7-5, 6-9, 12-10)

#### BRONZE

TJ Malešice defeated LC Jižní Město 2 games to 0 (15-2, 18-2)

#### CHAMPIONSHIP

LC Custodes Radotín defeated LC Plzeň 2 games to 0 (7-5, 11-4)

### 1997 ČESKÉHO SVAZU MUŽSKÉHO LAKROSU

| BOX-LAKROSOVÁ LIGA  | <u>GP</u> | <u>W</u> | <u>L</u> | <u>OL</u> | <u>GF</u> | <u>GA</u> | <u>PTS</u> |
|---------------------|-----------|----------|----------|-----------|-----------|-----------|------------|
| EASTERN CONFERENCE  |           |          |          |           |           |           |            |
| TJ Malešice 'A'*    | 6         | 6        | 0        | 0         | 150       | 22        | 12         |
| LC Jižní Město      | 6         | 4        | 2        | 0         | 81        | 32        | 8          |
| TJ Malešice 'B'     | 6         | 2        | 4        | 0         | 28        | 85        | 4          |
| LC Morava 94        | 6         | 0        | 6        | 0         | 25        | 145       | 0          |
| WESTERN CONFERENCE  |           |          |          |           |           |           |            |
| LC Custodes Radotín | 6         | 6        | 0        | 0         | 81        | 13        | 12         |
| LC Plzeň            | 6         | 4        | 2        | 0         | 52        | 38        | 8          |
| LHC Kralovice       | 6         | 2        | 4        | 0         | 33        | 61        | 4          |
| LC Old Dogs Plzeň   | 6         | 0        | 6        | 0         | 24        | 78        | 0          |



## PLAYOFFS

| ROUND-ROBIN 5TH / 8TH PLACE | <u>GP</u> | <u>W</u> | <u>L</u> | <u>OL</u> | <u>GF</u> | <u>GA</u> | <u>PTS</u> |
|-----------------------------|-----------|----------|----------|-----------|-----------|-----------|------------|
| LHC Kralovice               | 6         | 4        | 2        | 0         | 58        | 24        | 8          |
| Old Dogs Plzeň              | 6         | 4        | 2        | 0         | 44        | 32        | 8          |
| TJ Malešice 'B'             | 6         | 3        | 3        | 0         | 39        | 61        | 6          |
| LC Morava 94                | 6         | 1        | 5        | 0         | 38        | 72        | 0          |

## SEMI-FINALS

LC Custodes Radotín defeated LC Jižní Město 2 games to 0 (13-7, 12-6)

TJ Malešice 'A' defeated LC Plzeň 2 games to 0 (13-4, 12-7)

## BRONZE

LC Plzeň defeated LC Jižní Město 2 games to 1 (15-7, 10-9, 15-4)

## CHAMPIONSHIP

TJ Malešice 'A' defeated LC Custodes Radotín 4 games to 2 (9-4, 8-15, 5-9, 9-7, 15-3, 12-8)

**1998 ČESKÉHO SVAZU MUŽSKÉHO LAKROSU**

| BOX-LAKROSOVÁ LIGA  | <u>GP</u> | <u>W</u> | <u>L</u> | <u>OL</u> | <u>GF</u> | <u>GA</u> | <u>PTS</u> |
|---------------------|-----------|----------|----------|-----------|-----------|-----------|------------|
| TJ Malešice*        |           |          |          |           |           |           |            |
| LC Custodes Radotín |           |          |          |           |           |           |            |
| LC Jižní Město      |           |          |          |           |           |           |            |
| LC Plzeň            |           |          |          |           |           |           |            |

**1999 ČESKÉHO SVAZU MUŽSKÉHO LAKROSU**

| BOX-LAKROSOVÁ LIGA       | <u>GP</u> | <u>W</u> | <u>L</u> | <u>OL</u> | <u>GF</u> | <u>GA</u> | <u>PTS</u> |
|--------------------------|-----------|----------|----------|-----------|-----------|-----------|------------|
| LC Custodes Radotín 'A'* | 8         | 7        | 1        | 0         | 123       | 46        | 14         |
| LC Jižní Město           | 8         | 6        | 2        | 0         | 111       | 60        | 12         |
| TJ Malešice              | 8         | 5        | 3        | 0         | 98        | 56        | 10         |
| LC Custodes Radotín 'B'  | 8         | 2        | 6        | 0         | 39        | 85        | 4          |
| LC Morava                | 8         | 0        | 8        | 0         | 13        | 137       | 0          |
| LC Plzeň                 | 0         | 0        | 0        | 0         | 0         | 0         | 0          |

*LC Plzeň excluded from playing due to two league violations*

## BRONZE

TJ Malešice defeated LC Custodes Radotín 'B' 20-1

## CHAMPIONSHIP

LC Custodes Radotín 'A' defeated LC Jižní Město 2 games to 1 (11-12, 9-5, 1-0 OT)

**2000 ČESKÉHO SVAZU MUŽSKÉHO LAKROSU**

| BOX-LAKROSOVÁ LIGA      | <u>GP</u> | <u>W</u> | <u>L</u> | <u>OL</u> | <u>GF</u> | <u>GA</u> | <u>PTS</u> |
|-------------------------|-----------|----------|----------|-----------|-----------|-----------|------------|
| LC Custodes Radotín 'A' | 5         | 5        | 0        | 0         | 83        | 31        | 10         |
| LC Jižní Město 'A'*     | 5         | 4        | 1        | 0         | 87        | 33        | 8          |
| TJ Malešice             | 5         | 3        | 2        | 0         | 53        | 43        | 4          |
| LC Plzeň                | 5         | 2        | 3        | 0         | 34        | 67        | 2          |
| LC Custodes Radotín 'B' | 5         | 1        | 4        | 0         | 29        | 38        | 2          |
| LC Jižní Město 'B'      | 5         | 0        | 5        | 0         | 15        | 89        | 0          |

## PLAYOFFS

LC Plzeň defeated LC Custodes Radotín 'B' 7-6

TJ Malešice defeated LC Jižní Město 'A' 9-5

LC Jižní Město 'B' defeated LC Custodes Radotín B 13-4

LC Custodes Radotín 'A' defeated TJ Malešice 10-2

LC Jižní Město 'A' defeated LC Plzeň 17-4

LC Custodes Radotín 'B' defeated LC Plzeň 8-7

LC Jižní Město 'A' defeated TJ Malešice 19-10

LC Plzeň defeated LC Jižní Město 'B' 10-5

LC Jižní Město 'A' defeated LC Custodes Radotín 'A' 7-6

TJ Malešice defeated LC Custodes Radotín 'B' 15-4

## CHAMPIONSHIP

LC Jižní Město 'A' defeated LC Custodes Radotín 'A' 10-6

## 2001 ČESKÉHO SVAZU MUŽSKÉHO LAKROSU

| BOX-LAKROSOVÁ LIGA      | <u>GP</u> | <u>W</u> | <u>L</u> | <u>T</u> | <u>OL</u> | <u>GF</u> | <u>GA</u> | <u>PTS</u> |
|-------------------------|-----------|----------|----------|----------|-----------|-----------|-----------|------------|
| LC Custodes Radotín 'A' | 3         | 2        | 0        | 1        | 0         | 24        | 17        | 5          |
| LC Jižní Město*         | 3         | 2        | 1        | 0        | 0         | 39        | 17        | 2          |
| TJ Malešice             | 3         | 1        | 0        | 2        | 0         | 18        | 41        | 2          |
| LC Custodes Radotín 'B' | 3         | 0        | 2        | 1        | 0         | 19        | 25        | 1          |

*LC Jižní Město deducted two points*

### PLAYOFFS

LC Custodes Radotín 'A' defeated LC Custodes Radotín 'B' 2 games to 0 (15-5, 13-2)

LC Jižní Město defeated TJ Malešice 2 games to 0 (19-11, 15-6)

### BRONZE

LC Custodes Radotín 'B' defeated TJ Malešice 10-3

### CHAMPIONSHIP

LC Jižní Město defeated LC Custodes Radotín 'A' 8-6

## 2002 ČESKÉHO SVAZU MUŽSKÉHO LAKROSU

| BOX-LAKROSOVÁ LIGA      | <u>GP</u> | <u>W</u> | <u>L</u> | <u>OL</u> | <u>GF</u> | <u>GA</u> | <u>PTS</u> |
|-------------------------|-----------|----------|----------|-----------|-----------|-----------|------------|
| LC Jižní Město*         |           |          |          |           |           |           |            |
| LC Custodes Radotín 'A' |           |          |          |           |           |           |            |
| TJ Malešice             |           |          |          |           |           |           |            |
| LC Custodes Radotín 'B' |           |          |          |           |           |           |            |
| TJ Malešice 'B'         |           |          |          |           |           |           |            |
| LC Plzeň                |           |          |          |           |           |           |            |

## 2003 ČESKÉHO SVAZU MUŽSKÉHO LAKROSU

| BOX-LAKROSOVÁ LIGA      | <u>GP</u> | <u>W</u> | <u>L</u> | <u>OL</u> | <u>GF</u> | <u>GA</u> | <u>PTS</u> |
|-------------------------|-----------|----------|----------|-----------|-----------|-----------|------------|
| LC Jižní Město*         |           |          |          |           |           |           |            |
| LC Custodes Radotín 'A' |           |          |          |           |           |           |            |
| TJ Malešice             |           |          |          |           |           |           |            |
| LC Custodes Radotín 'B' |           |          |          |           |           |           |            |
| LC Plzeň                |           |          |          |           |           |           |            |

## 2004 ČESKÉHO SVAZU MUŽSKÉHO LAKROSU

| BOX-LAKROSOVÁ LIGA 1            | <u>GP</u> | <u>W</u> | <u>L</u> | <u>OL</u> | <u>GF</u> | <u>GA</u> | <u>PTS</u> |
|---------------------------------|-----------|----------|----------|-----------|-----------|-----------|------------|
| LC Jižní Město*                 | 8         | 7        | 1        | 0         | 147       | 57        | 21         |
| LC Custodes Radotín             | 8         | 7        | 1        | 0         | 151       | 66        | 21         |
| TJ Malešice                     | 8         | 4        | 4        | 0         | 112       | 77        | 12         |
| LCC Falcon Millionaires Radotín | 8         | 2        | 6        | 0         | 59        | 129       | 6          |
| LC Káča                         | 8         | 0        | 8        | 0         | 32        | 172       | 0          |

| BOX-LAKROSOVÁ LIGA 2 | <u>GP</u> | <u>W</u> | <u>L</u> | <u>OL</u> | <u>GF</u> | <u>GA</u> | <u>PTS</u> |
|----------------------|-----------|----------|----------|-----------|-----------|-----------|------------|
| LC Kroměříž          |           |          |          |           |           |           |            |
| LC Pardubice         |           |          |          |           |           |           |            |
| LC Bratislava        |           |          |          |           |           |           |            |
| LC Plzeň             |           |          |          |           |           |           |            |

## 2005 NÁRODNÍ BOXLAKROSOVÁ LIGA

|                                 | <u>GP</u> | <u>W</u> | <u>L</u> | <u>OL</u> | <u>GF</u> | <u>GA</u> | <u>PTS</u> |
|---------------------------------|-----------|----------|----------|-----------|-----------|-----------|------------|
| LC Jižní Město*                 | 10        | 9        | 1        | 0         | 187       | 84        | 27         |
| LC Custodes Radotín             | 10        | 9        | 1        | 0         | 167       | 69        | 27         |
| TJ Malešice                     | 10        | 6        | 4        | 0         | 132       | 98        | 18         |
| LCC Falcon Millionaires Radotín | 10        | 4        | 6        | 0         | 78        | 110       | 12         |
| Rascals of South                | 10        | 2        | 8        | 0         | 93        | 170       | 6          |
| LC Slavia Praha                 | 10        | 0        | 10       | 0         | 35        | 161       | 0          |

*LC Slavia Praha forfeited game to LCC Falcon Millionaires Radotín 5-0*

*LC Slavia Praha forfeited game to LC Custodes Radotín 5-0*

*LC Slavia Praha forfeited game to LC Jižní Město 5-0*

#### PLAYOFFS

LC Jižní Město defeated LC Kroměříž 28-3  
TJ Malešice defeated Rascals of South 14-6  
LCC Falcon Millionaires Radotín defeated LC Slavia Praha 20-4  
LC Custodes Radotín defeated LC Pardubice 40-4

#### SEMI-FINALS

LC Jižní Město defeated LCC Falcon Millionaires Radotín 2 games to 0 (30-9, 17-1)  
LC Custodes Radotín defeated TJ Malešice 2 games to 0 (13-12, 14-6)

#### BRONZE

TJ Malešice defeated LCC Falcon Millionaires Radotín 2 games to 0 (15-11, 14-4)

#### CHAMPIONSHIP

LC Jižní Město defeated LC Custodes Radotín 3 games to 0 (15-10, 12-9, 13-5)

### 2006 NÁRODNÍ BOXLAKROSOVÁ LIGA

|                                 | <u>GP</u> | <u>W</u> | <u>L</u> | <u>OL</u> | <u>GF</u> | <u>GA</u> | <u>PTS</u> |
|---------------------------------|-----------|----------|----------|-----------|-----------|-----------|------------|
| LC Custodes Radotín*            | 12        | 12       | 0        | 0         | 240       | 68        | 36         |
| LC Jižní Město                  | 12        | 10       | 2        | 0         | 237       | 103       | 30         |
| TJ Malešice                     | 12        | 8        | 4        | 0         | 167       | 128       | 24         |
| LCC Falcon Millionaires Radotín | 12        | 5        | 7        | 0         | 93        | 150       | 15         |
| SK Černošice                    | 12        | 3        | 9        | 0         | 127       | 216       | 9          |
| Rascals of South                | 12        | 2        | 10       | 0         | 101       | 171       | 6          |
| LC Slavia Praha                 | 12        | 2        | 10       | 0         | 76        | 205       | 6          |

#### PLAYOFFS

LC Jižní Město defeated Slavia Praha 25-3  
TJ Malešice defeated Rascals of South 23-4  
LCC Falcon Millionaires Radotín defeated SK Černošice 10-0 forfeit

#### SEMI-FINALS

LC Jižní Město defeated TJ Malešice 2 games to 1 (9-14, 16-6, 12-11 OT)  
LC Custodes Radotín defeated LCC Falcon Millionaires Radotín 2 games to 0 (27-1, 24-1)

#### BRONZE

TJ Malešice defeated LCC Falcon Millionaires Radotín 20-8

#### CHAMPIONSHIP

LC Custodes Radotín defeated LC Jižní Město 3 games to 0 (10-7, 17-13, 15-9)

### 2007 NÁRODNÍ BOXLAKROSOVÁ LIGA

|                                 | <u>GP</u> | <u>W</u> | <u>L</u> | <u>OL</u> | <u>GF</u> | <u>GA</u> | <u>PTS</u> |
|---------------------------------|-----------|----------|----------|-----------|-----------|-----------|------------|
| LC Custodes Radotín*            | 18        | 16       | 2        | 0         | 372       | 100       | 44         |
| LC Jižní Město                  | 17        | 15       | 2        | 0         | 321       | 165       | 44         |
| TJ Malešice                     | 18        | 13       | 5        | 0         | 236       | 144       | 39         |
| LCC Falcon Millionaires Radotín | 18        | 11       | 7        | 0         | 265       | 181       | 32         |
| LC Slavia Praha                 | 18        | 9        | 9        | 0         | 214       | 252       | 27         |
| SK Černošice                    | 18        | 8        | 10       | 0         | 209       | 201       | 24         |
| LC Plzeň                        | 17        | 8        | 9        | 0         | 239       | 221       | 24         |
| LC Pardubice                    | 18        | 5        | 12       | 1         | 201       | 303       | 16         |
| LK Kroměříž                     | 18        | 3        | 15       | 0         | 94        | 301       | 7          |
| LC Šumperk                      | 18        | 1        | 15       | 2         | 65        | 348       | 5          |

*LC Custodes Radotín deducted 4 points; LCC Falcon Millionaires Radotín deducted 1 point  
LC Jižní Město vs. LC Plzeň match not played*

#### PLAYOFFS

LC Slavia Praha defeated LCC Falcon Millionaires Radotín in two-game, total-goals series 20-17 (9-12, 11-5)  
TJ Malešice defeated SK Černošice in two-game, total-goals series (10-0 forfeit, 10-0 forfeit)

#### SEMI-FINALS

LC Jižní Město defeated TJ Malešice in two-game, total-goals series 31-23 (16-9, 15-14)  
LC Custodes Radotín defeated LC Slavia Praha in two-game, total-goals series 59-5 (34-1, 25-4)

#### BRONZE

TJ Malešice defeated LC Slavia Praha 17-10

#### CHAMPIONSHIP

LC Custodes Radotín defeated LC Jižní Město 3 games to 2 (19-9, 14-15, 18-19 OT, 17-11, 17-9)

**2008 NÁRODNÍ BOXLAKROSOVÁ LIGA**

|                                 | <u>GP</u> | <u>W</u> | <u>L</u> | <u>OL</u> | <u>GF</u> | <u>GA</u> | <u>PTS</u> |
|---------------------------------|-----------|----------|----------|-----------|-----------|-----------|------------|
| LC Custodes Radotín*            | 8         | 8        | 0        | 0         | 208       | 29        | 24         |
| SK Lacrosse Jižní Město         | 8         | 6        | 2        | 0         | 128       | 64        | 18         |
| TJ Malešice                     | 8         | 6        | 2        | 0         | 116       | 73        | 18         |
| LCC Falcon Millionaires Radotín | 8         | 5        | 3        | 0         | 112       | 75        | 14         |
| LC Old Dogs Plzeň               | 8         | 4        | 3        | 1         | 84        | 99        | 12         |
| LC Pardubice                    | 8         | 3        | 4        | 1         | 110       | 110       | 10         |
| LC Slavia Praha                 | 8         | 3        | 5        | 0         | 69        | 100       | 9          |
| LK Kroměříž                     | 8         | 1        | 7        | 0         | 42        | 185       | 3          |
| LC Šumperk                      | 8         | 0        | 8        | 0         | 30        | 164       | 0          |

**PLAYOFFS**

LC Custodes Radotín defeated LC Šumperk 38-2

TJ Malešice defeated LC Pardubice 19-8)

SK Lacrosse Jižní Město defeated LC Old Dogs Plzeň 36-6

LCC Falcon Millionaires Radotín defeated LC Slavia Praha 10-3

**5TH / 9TH PLACE**

|                   | <u>GP</u> | <u>W</u> | <u>L</u> | <u>OL</u> | <u>GF</u> | <u>GA</u> | <u>PTS</u> |
|-------------------|-----------|----------|----------|-----------|-----------|-----------|------------|
| LC Old Dogs Plzeň | 4         | 4        | 0        | 0         | 65        | 36        | 12         |
| LC Slavia Praha   | 4         | 3        | 1        | 0         | 67        | 36        | 9          |
| LC Pardubice      | 4         | 2        | 2        | 0         | 47        | 39        | 6          |
| LC Šumperk        | 4         | 1        | 3        | 0         | 20        | 62        | 3          |
| LK Kroměříž       | 4         | 0        | 4        | 0         | 24        | 50        | 0          |

**SEMI-FINALS**

LC Custodes Radotín defeated LCC Falcon Millionaires Radotín 2 games to 0 (20-2, 33-6)

SK Lacrosse Jižní Město defeated TJ Malešice 2 games to 0 (17-3, 14-7)

**BRONZE**

TJ Malešice defeated LCC Falcon Millionaires Radotín 10-9

**CHAMPIONSHIP**

LC Custodes Radotín defeated SK Lacrosse Jižní Město 3 games to 2 (17-11, 7-10, 17-9, 11-13, 10-9)

**2009 NÁRODNÍ BOXLAKROSOVÁ LIGA**

| GROUP A                         | <u>GP</u> | <u>W</u> | <u>L</u> | <u>OL</u> | <u>GF</u> | <u>GA</u> | <u>PTS</u> |
|---------------------------------|-----------|----------|----------|-----------|-----------|-----------|------------|
| LC Custodes Radotín*            | 5         | 5        | 0        | 0         | 114       | 12        | 15         |
| LCC Falcon Millionaires Radotín | 5         | 4        | 1        | 0         | 62        | 50        | 12         |
| LC Pardubice                    | 5         | 3        | 2        | 0         | 48        | 57        | 9          |
| LC Old Dogs Plzeň               | 5         | 2        | 3        | 0         | 41        | 72        | 6          |
| Rascals Jižní Město             | 5         | 1        | 4        | 0         | 44        | 63        | 3          |
| Tricksters LT                   | 5         | 0        | 5        | 0         | 25        | 80        | 0          |

| GROUP B                             | <u>GP</u> | <u>W</u> | <u>L</u> | <u>OL</u> | <u>GF</u> | <u>GA</u> | <u>PTS</u> |
|-------------------------------------|-----------|----------|----------|-----------|-----------|-----------|------------|
| SK Lacrosse Jižní Město             | 6         | 6        | 0        | 0         | 142       | 25        | 18         |
| TJ Malešice                         | 6         | 5        | 1        | 0         | 134       | 29        | 15         |
| LC ForFun Praha                     | 6         | 4        | 2        | 0         | 68        | 47        | 12         |
| LC Slavia Praha                     | 6         | 3        | 3        | 0         | 75        | 56        | 9          |
| LC Šumperk                          | 6         | 2        | 4        | 0         | 47        | 87        | 6          |
| Bratislava (Devínska Nová Ves) Bats | 6         | 1        | 5        | 0         | 52        | 91        | 3          |
| Kosynierzy Wrocław                  | 6         | 0        | 6        | 0         | 7         | 190       | 0          |

| GOLD GROUP                      | <u>GP</u> | <u>W</u> | <u>L</u> | <u>OL</u> | <u>GF</u> | <u>GA</u> | <u>PTS</u> |
|---------------------------------|-----------|----------|----------|-----------|-----------|-----------|------------|
| LC Custodes Radotín*            | 5         | 5        | 0        | 0         | 104       | 13        | 15         |
| SK Lacrosse Jižní Město         | 5         | 4        | 1        | 0         | 61        | 36        | 12         |
| TJ Malešice                     | 5         | 3        | 2        | 0         | 64        | 51        | 9          |
| LCC Falcon Millionaires Radotín | 5         | 2        | 3        | 0         | 35        | 74        | 6          |
| LC Pardubice                    | 5         | 1        | 4        | 0         | 48        | 65        | 3          |
| LC ForFun Praha                 | 5         | 0        | 5        | 0         | 17        | 90        | 0          |

|                                     | <u>GP</u> | <u>W</u> | <u>L</u> | <u>OL</u> | <u>GF</u> | <u>GA</u> | <u>PTS</u> |
|-------------------------------------|-----------|----------|----------|-----------|-----------|-----------|------------|
| SILVER GROUP                        |           |          |          |           |           |           |            |
| LC Old Dogs Plzeň                   | 6         | 6        | 0        | 0         | 105       | 46        | 18         |
| Rascals Jižní Město                 | 6         | 5        | 1        | 0         | 86        | 55        | 15         |
| Tricksters LT                       | 6         | 3        | 3        | 0         | 48        | 48        | 9          |
| LC Slavia Praha                     | 6         | 3        | 3        | 0         | 87        | 59        | 9          |
| LC Šumperk                          | 6         | 2        | 4        | 0         | 69        | 67        | 6          |
| Bratislava (Devínska Nová Ves) Bats | 6         | 2        | 4        | 0         | 54        | 50        | 6          |
| Kosynierzy Wrocław                  | 6         | 0        | 6        | 0         | 18        | 142       | 0          |

#### PLAYOFFS

LC Custodes Radotín defeated Rascals Jižní Město 14-1  
SK Lacrosse Jižní Město defeated LC Old Dogs Plzeň 27-4  
TJ Malešice defeated LC ForFun Praha 13-4  
LCC Falcon Millionaires Radotín defeated LC Pardubice 17-9

#### 9TH / 12TH PLACE

Tricksters LT defeated Bratislava DNV Bats 19-3  
LC Slavia Praha defeated LC Šumperk 24-14

Bratislava DNV Bats defeated LC Šumperk 14-10  
Tricksters LT defeated LC Slavia Praha 15-9

#### 5TH / 8TH PLACE

LC Pardubice defeated Rascals Jižní Město 17-2  
LC Old Dogs Plzeň defeated LC ForFun Praha 12-10

LC ForFun Praha defeated Rascals Jižní Město 14-3  
LC Pardubice defeated LC Old Dogs Plzeň 17-9

#### SEMI-FINALS

LC Custodes Radotín defeated LCC Falcon Millionaires Radotín 24-4  
TJ Malešice defeated SK Lacrosse Jižní Město 14-8

#### BRONZE

SK Lacrosse Jižní Město defeated LCC Falcon Millionaires Radotín 16-8

#### CHAMPIONSHIP

LC Custodes Radotín defeated TJ Malešice 2 games to 0 (13-8, 15-4)

### 2009-10 NÁRODNÍ BOXLAKROSOVÁ LIGA

| GROUP A                             | <u>GP</u> | <u>W</u> | <u>L</u> | <u>OL</u> | <u>GF</u> | <u>GA</u> | <u>PTS</u> |
|-------------------------------------|-----------|----------|----------|-----------|-----------|-----------|------------|
| TJ Malešice                         | 4         | 4        | 0        | 0         | 72        | 21        | 12         |
| LCC Falcon Millionaires Radotín     | 4         | 3        | 1        | 0         | 61        | 45        | 9          |
| LC Pardubice                        | 4         | 2        | 2        | 0         | 49        | 40        | 6          |
| LC Slavia Praha                     | 4         | 1        | 3        | 0         | 30        | 40        | 3          |
| Bratislava (Devínska Nová Ves) Bats | 4         | 0        | 4        | 0         | 23        | 89        | 0          |

| GROUP B                 | <u>GP</u> | <u>W</u> | <u>L</u> | <u>OL</u> | <u>GF</u> | <u>GA</u> | <u>PTS</u> |
|-------------------------|-----------|----------|----------|-----------|-----------|-----------|------------|
| LC Custodes Radotín     | 4         | 4        | 0        | 0         | 97        | 29        | 12         |
| SK Lacrosse Jižní Město | 4         | 2        | 2        | 0         | 58        | 37        | 6          |
| LC ForFun Praha         | 4         | 2        | 2        | 0         | 44        | 36        | 6          |
| LC Old Dogs Plzeň       | 4         | 2        | 2        | 0         | 36        | 63        | 6          |
| Highlander LT Zábřeh    | 4         | 0        | 4        | 0         | 19        | 89        | 0          |
| LK Kroměříž             | 0         | 0        | 0        | 0         | 0         | 0         | 0          |

| GOLD GROUP                      | <u>GP</u> | <u>W</u> | <u>L</u> | <u>OL</u> | <u>GF</u> | <u>GA</u> | <u>PTS</u> |
|---------------------------------|-----------|----------|----------|-----------|-----------|-----------|------------|
| LC Custodes Radotín*            | 10        | 9        | 1        | 0         | 176       | 70        | 27         |
| SK Lacrosse Jižní Město         | 10        | 8        | 2        | 0         | 162       | 87        | 24         |
| TJ Malešice                     | 10        | 6        | 4        | 0         | 136       | 92        | 18         |
| LC ForFun Praha                 | 10        | 3        | 7        | 0         | 66        | 120       | 9          |
| LCC Falcon Millionaires Radotín | 10        | 3        | 7        | 0         | 76        | 173       | 9          |
| LC Pardubice                    | 10        | 1        | 9        | 0         | 72        | 146       | 3          |

| SILVER GROUP                        | <u>GP</u> | <u>W</u> | <u>L</u> | <u>OL</u> | <u>GF</u> | <u>GA</u> | <u>PTS</u> |
|-------------------------------------|-----------|----------|----------|-----------|-----------|-----------|------------|
| LC Slavia Praha                     | 6         | 6        | 0        | 0         | 75        | 36        | 17         |
| LC Old Dogs Plzeň                   | 6         | 4        | 1        | 1         | 108       | 50        | 13         |
| Highlander LT Zábřeh                | 6         | 2        | 4        | 0         | 46        | 67        | 6          |
| Bratislava (Devínska Nová Ves) Bats | 6         | 0        | 6        | 0         | 29        | 105       | 0          |
| LK Kroměříž                         | 0         | 0        | 0        | 0         | 0         | 0         | 0          |

**PLAYOFFS**

LC Custodes Radotín defeated LC Old Dogs Plzeň 26-1  
 TJ Malešice defeated LC Pardubice 28-4  
 SK Lacrosse Jižní Město defeated LC Slavia Praha 14-9  
 LCC Falcon Millionaires Radotín defeated LC ForFun Praha 13-6

**5TH PLACE / PLACEMENT**

LC ForFun Praha defeated LC Old Dogs 16-16  
 LC Slavia Praha defeated LC Pardubice 10-9

LC ForFun Praha defeated LC Slavia Praha 6-4

**SEMI-FINALS**

LC Custodes Radotín defeated LCC Falcon Millionaires Radotín 2 games to 0 (22-7, 27-2)  
 SK Lacrosse Jižní Město defeated TJ Malešice 2 games to 0 (15-10, 12-4)

**BRONZE**

TJ Malešice defeated LCC Falcon Millionaires Radotín 19-9

**CHAMPIONSHIP**

LC Custodes Radotín defeated SK Lacrosse Jižní Město 3 games to 1 (14-13, 6-10, 17-13, 9-6)

**2010-11 NÁRODNÍ BOXLAKROSOVÁ LIGA**

|                                 | <u>GP</u> | <u>W</u> | <u>L</u> | <u>OL</u> | <u>GF</u> | <u>GA</u> | <u>PTS</u> |
|---------------------------------|-----------|----------|----------|-----------|-----------|-----------|------------|
| LC Custodes Radotín*            | 20        | 20       | 0        | 0         | 376       | 95        | 59         |
| SK Lacrosse Jižní Město         | 20        | 16       | 3        | 1         | 295       | 160       | 49         |
| TJ Malešice                     | 20        | 16       | 3        | 1         | 274       | 145       | 49         |
| LC ForFun Praha                 | 20        | 14       | 6        | 0         | 223       | 141       | 41         |
| LC Pardubice                    | 20        | 11       | 9        | 0         | 209       | 187       | 33         |
| LC Slavia Praha                 | 20        | 9        | 11       | 0         | 203       | 224       | 26         |
| Nationals Bratislava            | 20        | 8        | 11       | 1         | 170       | 214       | 25         |
| LCC Falcon Millionaires Radotín | 20        | 8        | 12       | 0         | 181       | 192       | 24         |
| LC Old Dogs Plzeň               | 20        | 6        | 14       | 0         | 189       | 311       | 17         |
| Highlander LT Zábřeh            | 20        | 2        | 18       | 0         | 117       | 315       | 6          |
| LCC Wolves Radotín              | 20        | 0        | 19       | 1         | 54        | 307       | 1          |

**2011-12 NÁRODNÍ BOXLAKROSOVÁ LIGA**

|                                     | <u>GP</u> | <u>W</u> | <u>L</u> | <u>OL</u> | <u>GF</u> | <u>GA</u> | <u>PTS</u> |
|-------------------------------------|-----------|----------|----------|-----------|-----------|-----------|------------|
| <b>GROUP A</b>                      |           |          |          |           |           |           |            |
| SK Lacrosse Jižní Město             | 4         | 4        | 0        | 0         | 56        | 33        | 11         |
| LC ForFun Praha                     | 4         | 3        | 0        | 1         | 35        | 25        | 10         |
| LC Slavia Praha                     | 4         | 2        | 2        | 0         | 44        | 33        | 6          |
| LCC Falcon Millionaires Radotín     | 4         | 1        | 3        | 0         | 34        | 39        | 3          |
| Highlander LT Zábřeh                | 4         | 0        | 4        | 0         | 9         | 48        | 0          |
| <b>GROUP B</b>                      |           |          |          |           |           |           |            |
| LC Custodes Radotín                 | 5         | 5        | 0        | 0         | 101       | 10        | 15         |
| TJ Malešice                         | 5         | 4        | 1        | 0         | 58        | 41        | 12         |
| LC Pardubice                        | 5         | 3        | 2        | 0         | 54        | 48        | 9          |
| LC Old Dogs Plzeň                   | 5         | 2        | 3        | 0         | 45        | 68        | 5          |
| LCC Wolves Radotín                  | 5         | 1        | 4        | 0         | 24        | 68        | 3          |
| Bratislava (Devínska Nová Ves) Bats | 5         | 0        | 4        | 1         | 18        | 65        | 1          |
| <b>FINAL STANDINGS</b>              |           |          |          |           |           |           |            |
| LC Custodes Radotín*                | 10        | 10       | 0        | 0         | 186       | 51        | 30         |
| TJ Malešice                         | 10        | 6        | 3        | 1         | 71        | 86        | 18         |
| LC ForFun Praha                     | 10        | 7        | 2        | 1         | 86        | 91        | 21         |
| SK Lacrosse Jižní Město             | 10        | 5        | 5        | 0         | 93        | 97        | 13         |
| LC Pardubice                        | 10        | 2        | 7        | 1         | 62        | 114       | 7          |
| LC Slavia Praha                     | 10        | 0        | 9        | 1         | 79        | 137       | 1          |
| Bratislava (Devínska Nová Ves) Bats | 8         | 5        | 2        | 1         | 69        | 66        | 15         |
| LCC Falcon Millionaires Radotín     | 8         | 5        | 3        | 0         | 66        | 53        | 15         |
| LC Old Dogs Plzeň                   | 7         | 5        | 2        | 0         | 87        | 46        | 14         |
| LCC Wolves Radotín                  | 8         | 4        | 3        | 1         | 66        | 76        | 13         |
| Highlander LT Zábřeh                | 7         | 0        | 7        | 0         | 43        | 90        | 0          |

## 2012-13 NÁRODNÍ BOXLAKROSOVÁ LIGA

|                                     | <u>GP</u> | <u>W</u> | <u>L</u> | <u>OL</u> | <u>GF</u> | <u>GA</u> | <u>PTS</u> |
|-------------------------------------|-----------|----------|----------|-----------|-----------|-----------|------------|
| LC Custodes Radotín*                | 18        | 18       | 0        | 0         | 323       | 95        | 54         |
| TJ Malešice                         | 18        | 15       | 3        | 0         | 239       | 152       | 44         |
| SK Lacrosse Jižní Město 'A'         | 18        | 14       | 3        | 1         | 261       | 172       | 43         |
| LC ForFun Praha                     | 18        | 9        | 9        | 0         | 193       | 157       | 27         |
| LC Pardubice                        | 18        | 8        | 8        | 2         | 190       | 189       | 26         |
| LCC Wolves Radotín                  | 18        | 8        | 10       | 0         | 156       | 207       | 23         |
| LC Old Dogs Plzeň                   | 18        | 6        | 11       | 1         | 178       | 280       | 19         |
| LC Slavia Praha                     | 18        | 7        | 11       | 0         | 177       | 179       | 19         |
| SK Lacrosse Jižní Město 'B'         | 18        | 3        | 14       | 1         | 102       | 260       | 8          |
| Bratislava (Devínska Nová Ves) Bats | 18        | 2        | 15       | 1         | 129       | 257       | 7          |

### PLAYOFFS

LC Custodes Radotín defeated LC Slavia 12-6

TJ Malešice defeated Old Dogs Plzeň 15-12

SK Lacrosse Jižní Město 'A' defeated LCC Wolves Radotín 17-3

LC Pardubice defeated LC ForFun Praha 10-8

### SEMI-FINALS

LC Custodes Radotín defeated LC Pardubice 2 games to 0 (18-7, 8-5)

SK Lacrosse Jižní Město 'A' defeated TJ Malešice 2 games to 0 (14-13, 13-4)

### BRONZE

LC Pardubice defeated TJ Malešice 10-4

### CHAMPIONSHIP

LC Custodes Radotín defeated SK Lacrosse Jižní Město 'A' 2 games to 1 (12-7, 9-11, 22-8)

## 2014 NÁRODNÍ BOXLAKROSOVÁ LIGA

|                         | <u>GP</u> | <u>W</u> | <u>L</u> | <u>OL</u> | <u>GF</u> | <u>GA</u> | <u>PTS</u> |
|-------------------------|-----------|----------|----------|-----------|-----------|-----------|------------|
| LC Custodes Radotín*    |           |          |          |           |           |           |            |
| SK Lacrosse Jižní Město |           |          |          |           |           |           |            |
| TJ Malešice             |           |          |          |           |           |           |            |
| LC Pardubice            |           |          |          |           |           |           |            |
| LC ForFun Praha         |           |          |          |           |           |           |            |
| LCC Wolves Radotín      |           |          |          |           |           |           |            |
| LC Old Dogs Plzeň       |           |          |          |           |           |           |            |

## 2015 NÁRODNÍ BOXLAKROSOVÁ LIGA

|                         | <u>GP</u> | <u>W</u> | <u>L</u> | <u>OL</u> | <u>GF</u> | <u>GA</u> | <u>PTS</u> |
|-------------------------|-----------|----------|----------|-----------|-----------|-----------|------------|
| LC Custodes Radotín*    | 12        | 10       | 2        | 0         | 195       | 80        | 30         |
| TJ Malešice             | 12        | 9        | 2        | 1         | 151       | 96        | 27         |
| SK Lacrosse Jižní Město | 12        | 8        | 2        | 2         | 162       | 111       | 26         |
| LC Pardubice            | 12        | 7        | 5        | 0         | 127       | 119       | 19         |
| LC ForFun Praha         | 12        | 6        | 6        | 0         | 116       | 129       | 17         |
| LC Old Dogs Plzeň       | 12        | 2        | 9        | 1         | 112       | 199       | 7          |
| LCC Wolves Radotín      | 12        | 0        | 12       | 0         | 56        | 185       | 0          |

### PLAYOFFS

SK Lacrosse Jižní Město defeated LC Old Dogs Plzeň 2 games to 0 (25-13, 24-9)

LC Pardubice defeated LC ForFun Praha 2 games to 1 (5-17, 13-9, 1-0 OT)

### SEMI-FINALS

LC Custodes Radotín defeated LC Pardubice 2 games to 0 (17-1, 20-2)

TJ Malešice defeated SK Lacrosse Jižní Město 2 games to 0 (14-13 OT, 9-8)

### CHAMPIONSHIP

LC Custodes Radotín defeated TJ Malešice 12-9

## 2016 NÁRODNÍ BOXLAKROSOVÁ LIGA

|                         | <u>GP</u> | <u>W</u> | <u>L</u> | <u>OL</u> | <u>GF</u> | <u>GA</u> | <u>PTS</u> |
|-------------------------|-----------|----------|----------|-----------|-----------|-----------|------------|
| LC Custodes Radotín*    | 12        | 12       | 0        | 0         | 256       | 50        | 36         |
| SK Lacrosse Jižní Město | 12        | 8        | 4        | 0         | 143       | 111       | 24         |
| LC Pardubice            | 12        | 8        | 4        | 0         | 130       | 119       | 24         |
| TJ Malešice             | 12        | 8        | 4        | 0         | 121       | 94        | 24         |
| LC Old Dogs Plzeň       | 12        | 3        | 9        | 0         | 128       | 199       | 9          |
| LC ForFun Praha         | 12        | 3        | 9        | 0         | 60        | 145       | 9          |
| LCC Wolves Radotín      | 12        | 0        | 12       | 0         | 54        | 174       | 0          |

### PLAYOFFS

LC Pardubice defeated LC ForFun Praha 2 games to 0 (9-4, 14-5)

TJ Malešice defeated LC Old Dogs Plzeň 2 games to 0 (20-12, 14-6)

### SEMI-FINALS

LC Custodes Radotín defeated TJ Malešice 2 games to 0 (18-6, 18-4)

LC Pardubice defeated SK Lacrosse Jižní Město 2 games to 1 (14-13, 9-16, 1-0 OT)

### CHAMPIONSHIP

LC Custodes Radotín defeated LC Pardubice 32-2

## 2017 NÁRODNÍ BOXLAKROSOVÁ LIGA

|                         | <u>GP</u> | <u>W</u> | <u>L</u> | <u>OL</u> | <u>GF</u> | <u>GA</u> | <u>PTS</u> |
|-------------------------|-----------|----------|----------|-----------|-----------|-----------|------------|
| LC Custodes Radotín*    | 14        | 14       | 0        | 0         | 264       | 72        | 42         |
| SK Lacrosse Jižní Město | 14        | 11       | 3        | 0         | 201       | 129       | 33         |
| LC ForFun Praha         | 14        | 8        | 6        | 0         | 113       | 142       | 24         |
| Slovakia Nationals      | 14        | 7        | 7        | 0         | 132       | 143       | 21         |
| TJ Malešice             | 14        | 7        | 7        | 0         | 157       | 156       | 21         |
| LC Pardubice            | 14        | 7        | 7        | 0         | 130       | 159       | 20         |
| LCC Wolves Radotín      | 14        | 2        | 11       | 1         | 120       | 207       | 7          |
| LC Old Dogs Plzeň       | 14        | 0        | 14       | 0         | 101       | 210       | 0          |

## 2018 NÁRODNÍ BOXLAKROSOVÁ LIGA

|                                     | <u>GP</u> | <u>W</u> | <u>L</u> | <u>OL</u> | <u>GF</u> | <u>GA</u> | <u>PTS</u> |
|-------------------------------------|-----------|----------|----------|-----------|-----------|-----------|------------|
| LC Custodes Radotín*                | 14        | 13       | 1        | 0         | 277       | 95        | 13         |
| SK Lacrosse Jižní Město 'A'         | 14        | 12       | 2        | 0         | 223       | 134       | 12         |
| TJ Malešice                         | 14        | 8        | 6        | 0         | 156       | 155       | 8          |
| Bratislava (Devínska Nová Ves) Bats | 14        | 8        | 6        | 0         | 178       | 180       | 8          |
| LC Pardubice                        | 14        | 6        | 8        | 0         | 195       | 186       | 6          |
| LCC Wolves Radotín                  | 14        | 5        | 9        | 0         | 171       | 176       | 5          |
| LC Old Dogs Plzeň                   | 14        | 4        | 10       | 0         | 139       | 214       | 4          |
| SK Lacrosse Jižní Město 'B'         | 14        | 0        | 14       | 0         | 64        | 263       | 0          |

### PLAYOFFS

LCC Wolves Radotín defeated TJ Malešice 2 games to 0 (22-10, 14-13 OT)

LC Pardubice defeated Bratislava DNV Bats 2 games to 1 (0-10 forfeit, 28-11, 1-0 OT)

### SEMI-FINALS

LC Custodes Radotín defeated LCC Wolves Radotín 2 games to 0 (25-12, 23-6)

SK Lacrosse Jižní Město 'A' defeated LC Pardubice 2 games to 1 (10-12, 21-9, 4-3 OT)

### CHAMPIONSHIP

LC Custodes Radotín defeated SK Lacrosse Jižní Město 'A' 20-10



## 2019 NÁRODNÍ BOXLAKROSOVÁ LIGA

|                                     | <u>GP</u> | <u>W</u> | <u>L</u> | <u>OL</u> | <u>GF</u> | <u>GA</u> | <u>PTS</u> |
|-------------------------------------|-----------|----------|----------|-----------|-----------|-----------|------------|
| LC Custodes Radotín*                | 14        | 13       | 1        | 0         | 305       | 109       | 39         |
| SK Lacrosse Jižní Město             | 14        | 11       | 2        | 1         | 210       | 146       | 34         |
| LCC Wolves Radotín                  | 14        | 9        | 5        | 0         | 217       | 171       | 27         |
| LC Pardubice                        | 14        | 6        | 8        | 0         | 155       | 217       | 17         |
| TJ Malešice                         | 14        | 6        | 8        | 0         | 137       | 178       | 16         |
| LC Old Dogs Plzeň                   | 14        | 5        | 8        | 1         | 153       | 207       | 16         |
| Bratislava (Devínska Nová Ves) Bats | 14        | 4        | 9        | 1         | 132       | 173       | 13         |
| Vienna Monarchs                     | 14        | 2        | 11       | 1         | 137       | 245       | 6          |

### PLAYOFFS

LCC Wolves defeated LC Old Dogs Plzeň 2 games to 0 (19-9, 10-0)

LC Pardubice defeated TJ Malešice in 2 games to 1 (11-17, 14-8, 4-3 OT)

### SEMI-FINALS

LC Custodes Radotín defeated LC Pardubice 2 games to 0 (21-9, 10-0)

LCC Wolves defeated SK Lacrosse Jižní Město in two games (13-16, 15-14 OT)

### CHAMPIONSHIP

LC Custodes Radotín defeated LCC Wolves 26-7

## 2020 NÁRODNÍ BOXLAKROSOVÁ LIGA

|                            | <u>GP</u> | <u>W</u> | <u>L</u> | <u>OL</u> | <u>GF</u> | <u>GA</u> | <u>PTS</u> |
|----------------------------|-----------|----------|----------|-----------|-----------|-----------|------------|
| LC Custodes Radotín White* | 10        | 9        | 1        | 0         | 158       | 93        | 9          |
| LC Custodes Radotín Red    | 10        | 8        | 2        | 0         | 152       | 99        | 8          |
| SK Lacrosse Jižní Město    | 10        | 5        | 5        | 0         | 138       | 130       | 5          |
| LC Old Dogs Plzeň          | 10        | 5        | 5        | 0         | 118       | 135       | 5          |
| TJ Malešice                | 10        | 3        | 7        | 0         | 117       | 152       | 3          |
| LC Pardubice               | 10        | 0        | 10       | 0         | 44        | 118       | 0          |

*Five final games of the regular season cancelled due to the COVID-19 coronavirus pandemic*

### PLAYOFFS

LC Custodes Radotín White defeated LC Old Dogs Plzeň 27-15

LC Custodes Radotín Red defeated SK Lacrosse Jižní Město 18-11

### BRONZE

SK Lacrosse Jižní Město defeated LC Old Dogs Plzeň 21-16

### CHAMPIONSHIP

LC Custodes Radotín White defeated LC Custodes Radotín Red 22-14

## 2021 NÁRODNÍ BOXLAKROSOVÁ LIGA

|                                     | <u>GP</u> | <u>W</u> | <u>L</u> | <u>OL</u> | <u>GF</u> | <u>GA</u> | <u>PTS</u> |
|-------------------------------------|-----------|----------|----------|-----------|-----------|-----------|------------|
| LC Custodes Radotín*                | 10        | 10       | 0        | 0         | 240       | 70        | 30         |
| LC Pardubice                        | 10        | 6        | 4        | 0         | 105       | 144       | 18         |
| LCC Wolves Radotín                  | 10        | 5        | 5        | 0         | 121       | 141       | 15         |
| SK Lacrosse Jižní Město             | 10        | 4        | 6        | 0         | 108       | 145       | 11         |
| TJ Malešice                         | 10        | 3        | 6        | 1         | 117       | 132       | 10         |
| Bratislava (Devínska Nová Ves) Bats | 10        | 2        | 7        | 1         | 93        | 152       | 6          |

### PLAYOFFS

LC Custodes Radotín defeated SK Lacrosse Jižní Město 31-7

LCC Wolves Radotín defeated LC Pardubice 18-10

### BRONZE

SK Lacrosse Jižní Město defeated LC Pardubice 11-10

### CHAMPIONSHIP

LC Custodes Radotín defeated LCC Wolves Radotín 28-8

## 2022 NÁRODNÍ BOXLAKROSOVÁ LIGA

|                                     | <u>GP</u> | <u>W</u> | <u>L</u> | <u>OL</u> | <u>GF</u> | <u>GA</u> | <u>PTS</u> |
|-------------------------------------|-----------|----------|----------|-----------|-----------|-----------|------------|
| LC Custodes Radotín                 | 16        | 13       | 3        | 0         | 355       | 172       | 39         |
| TJ Malešice                         | 16        | 12       | 4        | 0         | 267       | 215       | 36         |
| SK Lacrosse Jižní Město             | 16        | 11       | 5        | 0         | 260       | 177       | 33         |
| LCC Wolves Radotín*                 | 16        | 9        | 7        | 0         | 269       | 232       | 27         |
| Bratislava (Devínska Nová Ves) Bats | 16        | 9        | 7        | 0         | 192       | 225       | 26         |
| Spreewölfe Berlin                   | 16        | 6        | 10       | 0         | 204       | 242       | 18         |
| LC Pardubice                        | 16        | 6        | 10       | 0         | 202       | 275       | 18         |
| Lakros Zbraslav                     | 16        | 4        | 12       | 0         | 203       | 232       | 12         |
| Vienna Monarchs                     | 16        | 2        | 13       | 1         | 138       | 320       | 7          |

### PLAYOFFS

LCC Wolves Radotín defeated LC Custodes Radotín 25-14

TJ Malešice defeated SK Lacrosse Jižní Město 17-14

### BRONZE

SK Lacrosse Jižní Město defeated LC Custodes Radotín 17-13

### CHAMPIONSHIP

LCC Wolves Radotín defeated TJ Malešice 19-14

## 2023 NÁRODNÍ BOXLAKROSOVÁ LIGA

|                         | <u>GP</u> | <u>W</u> | <u>L</u> | <u>OL</u> | <u>GF</u> | <u>GA</u> | <u>PTS</u> |
|-------------------------|-----------|----------|----------|-----------|-----------|-----------|------------|
| LC Custodes Radotín*    | 14        | 14       | 0        | 0         | 307       | 91        | 41         |
| SK Lacrosse Jižní Město | 14        | 11       | 1        | 2         | 235       | 103       | 35         |
| Lakros Zbraslav         | 14        | 10       | 4        | 0         | 194       | 145       | 30         |
| Spreewölfe Berlin       | 14        | 6        | 8        | 0         | 131       | 213       | 17         |
| LC Pardubice            | 14        | 5        | 9        | 0         | 146       | 225       | 15         |
| LCC Wolves Radotín      | 14        | 4        | 10       | 0         | 164       | 216       | 12         |
| TJ Malešice             | 14        | 4        | 10       | 0         | 130       | 204       | 12         |
| Vienna Monarchs         | 14        | 2        | 12       | 0         | 123       | 233       | 6          |

### PLAYOFFS

LC Custodes Radotín defeated Spreewölfe Berlin 21-7

SK Lacrosse Jižní Město defeated Lakros Zbraslav 17-10

### BRONZE

Lakros Zbraslav defeated Spreewölfe Berlin 15-7

### CHAMPIONSHIP

LC Custodes Radotín defeated SK Lacrosse Jižní Město 18-8

## 2 BOX LAKROSOVÁ LIGA

|                     | <u>GP</u> | <u>W</u> | <u>L</u> | <u>OL</u> | <u>GF</u> | <u>GA</u> | <u>PTS</u> |
|---------------------|-----------|----------|----------|-----------|-----------|-----------|------------|
| Old Dogs Plzeň      | 4         | 3        | 1        | 0         | 37        | 29        | 9          |
| Rascals Jižní Město | 4         | 3        | 1        | 0         | 43        | 15        | 9          |
| LCC Shadows Radotín | 4         | 2        | 2        | 0         | 31        | 23        | 6          |
| Brno Ravens         | 4         | 1        | 3        | 0         | 22        | 38        | 3          |
| Loupežníci Zbraslav | 4         | 1        | 3        | 0         | 23        | 51        | 3          |

## NÁRODNÍ BOXLAKROSOVÁ LIGA – CHAMPIONS

|         | <u>Gold – Champion</u>         | <u>Silver</u>               | <u>Bronze</u>               |
|---------|--------------------------------|-----------------------------|-----------------------------|
| 1987    | <b>TJ Malešice</b>             | LC Custodes Radotín         | TJ Škoda Plzeň              |
| 1987-88 | <b>LC Custodes Radotín</b>     | TJ Malešice                 | TJ Škoda Plzeň              |
| 1988-89 | <b>TJ Malešice</b>             | LC Custodes Radotín         | TJ Škoda Plzeň              |
| 1989-90 | <b>TJ Malešice</b>             | LC Custodes Radotín         | TJ Škoda Plzeň              |
| 1990    | <b>TJ Malešice</b>             | TJ Zahradnické Závody Plzeň | LC Custodes Radotín         |
| 1991    | <b>LC Custodes Radotín</b>     | TJ Malešice                 | TJ Zahradnické Závody Plzeň |
| 1992    | <b>LC Custodes Radotín</b>     | TJ Malešice                 | TJ Škoda Plzeň              |
| 1993    | <b>TJ Malešice</b>             | LC Jižní Město              | LC Custodes Radotín         |
| 1994    | <b>TJ Malešice</b>             | TJ Škoda Plzeň              | LC Custodes Radotín         |
| 1995    | <b>TJ Malešice</b>             | LC Custodes Radotín         | LC Plzeň                    |
| 1996    | <b>LC Custodes Radotín</b>     | LC Plzeň                    | TJ Malešice                 |
| 1997    | <b>TJ Malešice ‘A’</b>         | LC Custodes Radotín         | LC Plzeň                    |
| 1998    | <b>TJ Malešice</b>             | LC Custodes Radotín         | LC Jižní Město              |
| 1999    | <b>LC Custodes Radotín ‘A’</b> | LC Jižní Město              | TJ Malešice                 |
| 2000    | <b>LC Jižní Město</b>          | LC Custodes Radotín ‘A’     | TJ Malešice                 |
| 2001    | <b>LC Jižní Město</b>          | LC Custodes Radotín ‘A’     | LC Custodes Radotín ‘B’     |
| 2002    | <b>LC Jižní Město</b>          | LC Custodes Radotín ‘A’     | TJ Malešice                 |
| 2003    | <b>LC Jižní Město</b>          | LC Custodes Radotín ‘A’     | TJ Malešice                 |
| 2004    | <b>LC Jižní Město</b>          | LC Custodes Radotín         | TJ Malešice                 |
| 2005    | <b>LC Jižní Město</b>          | LC Custodes Radotín         | TJ Malešice                 |
| 2006    | <b>LC Custodes Radotín</b>     | LC Jižní Město              | TJ Malešice                 |
| 2007    | <b>LC Custodes Radotín</b>     | LC Jižní Město              | TJ Malešice                 |
| 2008    | <b>LC Custodes Radotín</b>     | SK Lacrosse Jižní Město     | TJ Malešice                 |
| 2009    | <b>LC Custodes Radotín</b>     | TJ Malešice                 | SK Lacrosse Jižní Město     |
| 2009-10 | <b>LC Custodes Radotín</b>     | SK Lacrosse Jižní Město     | TJ Malešice                 |
| 2010-11 | <b>LC Custodes Radotín</b>     | SK Lacrosse Jižní Město     | TJ Malešice                 |
| 2011-12 | <b>LC Custodes Radotín</b>     | LC ForFun Praha             | TJ Malešice                 |
| 2012-13 | <b>LC Custodes Radotín</b>     | SK Lacrosse Jižní Město     | LC Pardubice                |
| 2014    | <b>LC Custodes Radotín</b>     | SK Lacrosse Jižní Město     | TJ Malešice                 |
| 2015    | <b>LC Custodes Radotín</b>     | TJ Malešice                 | SK Lacrosse Jižní Město     |
| 2016    | <b>LC Custodes Radotín</b>     | LC Pardubice                | SK Lacrosse Jižní Město     |
| 2017    | <b>LC Custodes Radotín</b>     |                             |                             |
| 2018    | <b>LC Custodes Radotín</b>     | SK Lacrosse Jižní Město     |                             |
| 2019    | <b>LC Custodes Radotín</b>     | LCC Wolves                  |                             |
| 2020    | <b>LC C Radotín White</b>      | LC C Radotín Red            | SK Lacrosse Jižní Město     |
| 2021    | <b>LC Custodes Radotín</b>     | LCC Wolves Radotín          | SK Lacrosse Jižní Město     |
| 2022    | <b>LCC Wolves Radotín</b>      | TJ Malešice                 | SK Lacrosse Jižní Město     |
| 2023    | <b>LC Custodes Radotín</b>     | SK Lacrosse Jižní Město     | Lakros Zbraslav             |

## LC CUSTODES RADOTÍN

|                |  | <u>GP</u> | <u>W</u>  | <u>L</u> | <u>T</u> | <u>OL</u> | <u>GF</u>  | <u>GA</u>  | <u>PTS</u> |
|----------------|--|-----------|-----------|----------|----------|-----------|------------|------------|------------|
| 1995           | LC Custodes Radotín  | 9         | 7         | 2        |          | 0         | 109        | 61         | 14         |
| <b>1996</b>    | <b>LC Custodes Radotín</b>   | <b>6</b>  | <b>3</b>  | <b>3</b> |          | <b>0</b>  | <b>56</b>  | <b>49</b>  | <b>6</b>   |
| 1997           | LC Custodes Radotín  | 6         | 6         | 0        |          | 0         | 81         | 13         | 12         |
| 1998           | LC Custodes Radotín  |           |           |          |          |           |            |            |            |
| <b>1999</b>    | <b>LC Custodes Radotín 'A'</b>   | <b>8</b>  | <b>7</b>  | <b>1</b> |          | <b>0</b>  | <b>123</b> | <b>46</b>  | <b>14</b>  |
| 2000           | LC Custodes Radotín 'A'  | 5         | 5         | 0        |          | 0         | 83         | 31         | 10         |
| 2001           | LC Custodes Radotín 'A'  | 3         | 2         | 0        | 1        | 0         | 24         | 17         | 5          |
| 2002           | LC Custodes Radotín 'A'  |           |           |          |          |           |            |            |            |
| 2003           | LC Custodes Radotín 'A'  |           |           |          |          |           |            |            |            |
| 2004           | LC Custodes Radotín  | 8         | 7         | 1        |          | 0         | 151        | 66         | 21         |
| 2005           | LC Custodes Radotín  | 10        | 9         | 1        |          | 0         | 167        | 69         | 27         |
| <b>2006</b>    | <b>LC Custodes Radotín</b>   | <b>12</b> | <b>12</b> | <b>0</b> |          | <b>0</b>  | <b>240</b> | <b>68</b>  | <b>36</b>  |
| <b>2007</b>    | <b>LC Custodes Radotín</b>   | <b>18</b> | <b>16</b> | <b>2</b> |          | <b>0</b>  | <b>372</b> | <b>100</b> | <b>44</b>  |
| <b>2008</b>    | <b>LC Custodes Radotín</b>   | <b>8</b>  | <b>8</b>  | <b>0</b> |          | <b>0</b>  | <b>208</b> | <b>29</b>  | <b>24</b>  |
| <b>2009</b>    | <b>LC Custodes Radotín</b>   | <b>10</b> | <b>10</b> | <b>0</b> |          | <b>0</b>  | <b>218</b> | <b>25</b>  | <b>30</b>  |
| <b>2009-10</b> | <b>LC Custodes Radotín</b>   | <b>14</b> | <b>13</b> | <b>1</b> |          | <b>0</b>  | <b>273</b> | <b>99</b>  | <b>39</b>  |
| <b>2010-11</b> | <b>LC Custodes Radotín</b>   | <b>20</b> | <b>20</b> | <b>0</b> |          | <b>0</b>  | <b>376</b> | <b>95</b>  | <b>59</b>  |
| <b>2011-12</b> | <b>LC Custodes Radotín</b>   | <b>10</b> | <b>10</b> | <b>0</b> |          | <b>0</b>  | <b>186</b> | <b>51</b>  | <b>30</b>  |
| <b>2012-13</b> | <b>LC Custodes Radotín</b>   | <b>18</b> | <b>18</b> | <b>0</b> |          | <b>0</b>  | <b>323</b> | <b>95</b>  | <b>54</b>  |
| 2014           | LC Custodes Radotín  |           |           |          |          |           |            |            |            |
| 2015           | LC Custodes Radotín  | 12        | 10        | 2        |          | 0         | 195        | 80         | 30         |
| 2016           | LC Custodes Radotín  | 12        | 12        | 0        |          | 0         | 256        | 50         | 36         |
| 2017           | LC Custodes Radotín  | 14        | 14        | 0        |          | 0         | 264        | 72         | 42         |
| 2018           | LC Custodes Radotín  | 14        | 13        | 1        |          | 0         | 277        | 95         | 13         |
| 2019           | LC Custodes Radotín  | 14        | 13        | 1        |          | 0         | 305        | 109        | 39         |
| 2020           | <i>team split into LC Custodes Radotín Red and LC Custodes Radotín White</i> |           |           |          |          |           |            |            |            |
| <b>2021</b>    | <b>LC Custodes Radotín</b>   | <b>10</b> | <b>10</b> | <b>0</b> |          | <b>0</b>  | <b>240</b> | <b>70</b>  | <b>30</b>  |
| 2022           | LC Custodes Radotín  | 16        | 13        | 3        |          | 0         | 355        | 172        | 39         |
| <b>2023</b>    | <b>LC Custodes Radotín</b>   | <b>14</b> | <b>14</b> | <b>0</b> |          | <b>0</b>  | <b>307</b> | <b>91</b>  | <b>41</b>  |

## LC CUSTODES RADOTÍN 'B'

|      |                         | <u>GP</u> | <u>W</u> | <u>L</u> | <u>T</u> | <u>OL</u> | <u>GF</u> | <u>GA</u> | <u>PTS</u> |
|------|-------------------------|-----------|----------|----------|----------|-----------|-----------|-----------|------------|
| 1999 | LC Custodes Radotín 'B' | 8         | 2        | 6        |          | 0         | 39        | 85        | 4          |
| 2000 | LC Custodes Radotín 'B' | 5         | 1        | 4        |          | 0         | 29        | 38        | 2          |
| 2001 | LC Custodes Radotín 'B' | 3         | 0        | 2        | 1        | 0         | 19        | 25        | 1          |
| 2002 | LC Custodes Radotín 'B' |           |          |          |          |           |           |           |            |
| 2003 | LC Custodes Radotín 'B' |           |          |          |          |           |           |           |            |

## LC CUSTODES RADOTÍN RED

|      |                         | <u>GP</u> | <u>W</u> | <u>L</u> | <u>OL</u> | <u>GF</u> | <u>GA</u> | <u>PTS</u> |
|------|-------------------------|-----------|----------|----------|-----------|-----------|-----------|------------|
| 2020 | LC Custodes Radotín Red | 10        | 8        | 2        | 0         | 152       | 99        | 8          |

## LC CUSTODES RADOTÍN WHITE

|      |                           | <u>GP</u> | <u>W</u> | <u>L</u> | <u>OL</u> | <u>GF</u> | <u>GA</u> | <u>PTS</u> |
|------|---------------------------|-----------|----------|----------|-----------|-----------|-----------|------------|
| 2020 | LC Custodes Radotín White | 10        | 9        | 1        | 0         | 158       | 93        | 9          |

## LC JIŽNÍ MĚSTO / SK LACROSSE JIŽNÍ MĚSTO

|             |                           | <u>GP</u> | <u>W</u> | <u>L</u> | <u>T</u> | <u>OL</u> | <u>GF</u>  | <u>GA</u> | <u>PTS</u> |
|-------------|---------------------------|-----------|----------|----------|----------|-----------|------------|-----------|------------|
| 1995        | LC Jižní Město            | 9         | 0        | 9        |          | 0         | 46         | 107       | 0          |
| 1996        | LC Jižní Město            | 6         | 2        | 4        |          | 0         | 55         | 77        | 4          |
| 1997        | LC Jižní Město            | 6         | 4        | 2        |          | 0         | 81         | 32        | 8          |
| 1998        | LC Jižní Město            |           |          |          |          |           |            |           |            |
| 1999        | LC Jižní Město            | 8         | 6        | 2        |          | 0         | 111        | 60        | 12         |
| <b>2000</b> | <b>LC Jižní Město 'A'</b> | <b>5</b>  | <b>4</b> | <b>1</b> |          | <b>0</b>  | <b>87</b>  | <b>33</b> | <b>8</b>   |
| <b>2001</b> | <b>LC Jižní Město</b>     | <b>3</b>  | <b>2</b> | <b>1</b> | <b>0</b> | <b>0</b>  | <b>39</b>  | <b>17</b> | <b>2</b>   |
| <b>2002</b> | <b>LC Jižní Město</b>     |           |          |          |          |           |            |           |            |
| <b>2003</b> | <b>LC Jižní Město</b>     |           |          |          |          |           |            |           |            |
| <b>2004</b> | <b>LC Jižní Město</b>     | <b>8</b>  | <b>7</b> | <b>1</b> |          | <b>0</b>  | <b>147</b> | <b>57</b> | <b>21</b>  |
| <b>2005</b> | <b>LC Jižní Město</b>     | <b>10</b> | <b>9</b> | <b>1</b> |          | <b>0</b>  | <b>187</b> | <b>84</b> | <b>27</b>  |
| 2006        | LC Jižní Město            | 12        | 10       | 2        |          | 0         | 237        | 103       | 30         |
| 2007        | LC Jižní Město            | 17        | 15       | 2        |          | 0         | 321        | 165       | 44         |

|         |                             |    |    |   |   |     |     |    |
|---------|-----------------------------|----|----|---|---|-----|-----|----|
| 2008    | SK Lacrosse Jižní Město     | 8  | 6  | 2 | 0 | 128 | 64  | 18 |
| 2009    | SK Lacrosse Jižní Město     | 11 | 10 | 1 | 0 | 203 | 61  | 30 |
| 2009-10 | SK Lacrosse Jižní Město     | 14 | 10 | 4 | 0 | 220 | 124 | 30 |
| 2010-11 | SK Lacrosse Jižní Město     | 20 | 16 | 3 | 1 | 295 | 160 | 49 |
| 2011-12 | SK Lacrosse Jižní Město     | 10 | 5  | 5 | 0 | 93  | 97  | 13 |
| 2012-13 | SK Lacrosse Jižní Město 'A' | 18 | 14 | 3 | 1 | 261 | 172 | 43 |
| 2014    | SK Lacrosse Jižní Město     |    |    |   |   |     |     |    |
| 2015    | SK Lacrosse Jižní Město     | 12 | 8  | 2 | 2 | 162 | 111 | 26 |
| 2016    | SK Lacrosse Jižní Město     | 12 | 8  | 4 | 0 | 143 | 111 | 24 |
| 2017    | SK Lacrosse Jižní Město     | 14 | 11 | 3 | 0 | 201 | 129 | 33 |
| 2018    | SK Lacrosse Jižní Město 'A' | 14 | 12 | 2 | 0 | 223 | 134 | 12 |
| 2019    | SK Lacrosse Jižní Město     | 14 | 11 | 2 | 1 | 210 | 146 | 34 |
| 2020    | SK Lacrosse Jižní Město     | 10 | 5  | 5 | 0 | 138 | 130 | 5  |
| 2021    | SK Lacrosse Jižní Město     | 10 | 4  | 6 | 0 | 108 | 145 | 11 |
| 2022    | SK Lacrosse Jižní Město     | 16 | 11 | 5 | 0 | 260 | 177 | 33 |
| 2023    | SK Lacrosse Jižní Město     | 14 | 11 | 1 | 2 | 235 | 103 | 35 |

### SK LACROSSE JIŽNÍ MĚSTO 'B'

|         |                             | <u>GP</u> | <u>W</u> | <u>L</u> | <u>OL</u> | <u>GF</u> | <u>GA</u> | <u>PTS</u> |
|---------|-----------------------------|-----------|----------|----------|-----------|-----------|-----------|------------|
| 2000    | LC Jižní Město 'B'          | 5         | 0        | 5        | 0         | 15        | 89        | 0          |
| 2012-13 | SK Lacrosse Jižní Město 'B' | 18        | 3        | 14       | 1         | 102       | 260       | 8          |
| 2018    | SK Lacrosse Jižní Město 'B' | 14        | 0        | 14       | 0         | 64        | 263       | 0          |

### TJ MALEŠICE

|             |                        | <u>GP</u> | <u>W</u> | <u>L</u> | <u>T</u> | <u>OL</u> | <u>GF</u>  | <u>GA</u> | <u>PTS</u> |
|-------------|------------------------|-----------|----------|----------|----------|-----------|------------|-----------|------------|
| 1995        | TJ Malešice            | 9         | 8        | 1        |          | 0         | 106        | 58        | 16         |
| 1996        | TJ Malešice            | 6         | 6        | 0        |          | 0         | 82         | 38        | 12         |
| <b>1997</b> | <b>TJ Malešice 'A'</b> | <b>6</b>  | <b>6</b> | <b>0</b> |          | <b>0</b>  | <b>150</b> | <b>22</b> | <b>12</b>  |
| <b>1998</b> | <b>TJ Malešice</b>     |           |          |          |          |           |            |           |            |
| 1999        | TJ Malešice            | 8         | 5        | 3        |          | 0         | 98         | 56        | 10         |
| 2000        | TJ Malešice            | 5         | 3        | 2        |          | 0         | 53         | 43        | 4          |
| 2001        | TJ Malešice            | 3         | 1        | 0        | 2        | 0         | 18         | 41        | 2          |
| 2002        | TJ Malešice            |           |          |          |          |           |            |           |            |
| 2003        | TJ Malešice            |           |          |          |          |           |            |           |            |
| 2004        | TJ Malešice            | 8         | 4        | 4        |          | 0         | 112        | 77        | 12         |
| 2005        | TJ Malešice            | 10        | 6        | 4        |          | 0         | 132        | 98        | 18         |
| 2006        | TJ Malešice            | 12        | 8        | 4        |          | 0         | 167        | 128       | 24         |
| 2007        | TJ Malešice            | 18        | 13       | 5        |          | 0         | 236        | 144       | 39         |
| 2008        | TJ Malešice            | 8         | 6        | 2        |          | 0         | 116        | 73        | 18         |
| 2009        | TJ Malešice            | 11        | 8        | 3        |          | 0         | 198        | 80        | 24         |
| 2009-10     | TJ Malešice            | 14        | 10       | 4        |          | 0         | 208        | 113       | 30         |
| 2010-11     | TJ Malešice            | 20        | 16       | 3        |          | 1         | 274        | 145       | 49         |
| 2011-12     | TJ Malešice            | 10        | 6        | 3        |          | 1         | 71         | 86        | 18         |
| 2012-13     | TJ Malešice            | 18        | 15       | 3        |          | 0         | 239        | 152       | 44         |
| 2014        | TJ Malešice            |           |          |          |          |           |            |           |            |
| 2015        | TJ Malešice            | 12        | 9        | 2        |          | 1         | 151        | 96        | 27         |
| 2016        | TJ Malešice            | 12        | 8        | 4        |          | 0         | 121        | 94        | 24         |
| 2017        | TJ Malešice            | 14        | 7        | 7        |          | 0         | 157        | 156       | 21         |
| 2018        | TJ Malešice            | 14        | 8        | 6        |          | 0         | 156        | 155       | 8          |
| 2019        | TJ Malešice            | 14        | 6        | 8        |          | 0         | 137        | 178       | 16         |
| 2020        | TJ Malešice            | 10        | 3        | 7        |          | 0         | 117        | 152       | 3          |
| 2021        | TJ Malešice            | 10        | 3        | 6        |          | 1         | 117        | 132       | 10         |
| 2022        | TJ Malešice            | 16        | 12       | 4        |          | 0         | 267        | 215       | 36         |
| 2023        | TJ Malešice            | 14        | 4        | 10       |          | 0         | 130        | 204       | 12         |

### TJ MALEŠICE 'B'

|      |                 | <u>GP</u> | <u>W</u> | <u>L</u> | <u>OL</u> | <u>GF</u> | <u>GA</u> | <u>PTS</u> |   |
|------|-----------------|-----------|----------|----------|-----------|-----------|-----------|------------|---|
| 1997 | TJ Malešice 'B' | 6         | 2        | 4        |           | 0         | 28        | 85         | 4 |
| 2002 | TJ Malešice 'B' |           |          |          |           |           |           |            |   |

**LC MORAVA**

|      |              | <u>GP</u> | <u>W</u> | <u>L</u> | <u>OL</u> | <u>GF</u> | <u>GA</u> | <u>PTS</u> |
|------|--------------|-----------|----------|----------|-----------|-----------|-----------|------------|
| 1997 | LC Morava 94 | 6         | 0        | 6        | 0         | 25        | 145       | 0          |
| 1999 | LC Morava    | 8         | 0        | 8        | 0         | 13        | 137       | 0          |

**LC PLZEŇ**

|      |          | <u>GP</u> | <u>W</u> | <u>L</u> | <u>OL</u> | <u>GF</u> | <u>GA</u> | <u>PTS</u> |
|------|----------|-----------|----------|----------|-----------|-----------|-----------|------------|
| 1995 | LC Plzeň | 9         | 3        | 6        | 0         | 61        | 96        | 6          |
| 1996 | LC Plzeň | 6         | 1        | 5        | 0         | 34        | 63        | 2          |
| 1997 | LC Plzeň | 6         | 4        | 2        | 0         | 52        | 38        | 8          |
| 1998 | LC Plzeň |           |          |          |           |           |           |            |
| 1999 | LC Plzeň | 0         | 0        | 0        | 0         | 0         | 0         | 0          |
| 2000 | LC Plzeň | 5         | 2        | 3        | 0         | 34        | 67        | 2          |
| 2002 | LC Plzeň |           |          |          |           |           |           |            |
| 2003 | LC Plzeň |           |          |          |           |           |           |            |
| 2004 | LC Plzeň |           |          |          |           |           |           |            |
| 2007 | LC Plzeň | 17        | 8        | 9        | 0         | 239       | 221       | 24         |

**LC OLD DOGS PLZEŇ**

|         |                   | <u>GP</u> | <u>W</u> | <u>L</u> | <u>OL</u> | <u>GF</u> | <u>GA</u> | <u>PTS</u> |
|---------|-------------------|-----------|----------|----------|-----------|-----------|-----------|------------|
| 1997    | LC Old Dogs Plzeň | 6         | 0        | 6        | 0         | 24        | 78        | 0          |
| 2008    | LC Old Dogs Plzeň | 8         | 4        | 3        | 1         | 84        | 99        | 12         |
| 2009    | LC Old Dogs Plzeň | 11        | 8        | 3        | 0         | 146       | 118       | 24         |
| 2009-10 | LC Old Dogs Plzeň | 10        | 6        | 3        | 1         | 144       | 113       | 19         |
| 2010-11 | LC Old Dogs Plzeň | 20        | 6        | 14       | 0         | 189       | 311       | 17         |
| 2011-12 | LC Old Dogs Plzeň | 7         | 5        | 2        | 0         | 87        | 46        | 14         |
| 2012-13 | LC Old Dogs Plzeň | 18        | 6        | 11       | 1         | 178       | 280       | 19         |
| 2014    | LC Old Dogs Plzeň |           |          |          |           |           |           |            |
| 2015    | LC Old Dogs Plzeň | 12        | 2        | 9        | 1         | 112       | 199       | 7          |
| 2016    | LC Old Dogs Plzeň | 12        | 3        | 9        | 0         | 128       | 199       | 9          |
| 2017    | LC Old Dogs Plzeň | 14        | 0        | 14       | 0         | 101       | 210       | 0          |
| 2018    | LC Old Dogs Plzeň | 14        | 4        | 10       | 0         | 139       | 214       | 4          |
| 2019    | LC Old Dogs Plzeň | 14        | 5        | 8        | 1         | 153       | 207       | 16         |
| 2020    | LC Old Dogs Plzeň | 10        | 5        | 5        | 0         | 118       | 135       | 5          |

**LHC KRALOVICE**

|      |               | <u>GP</u> | <u>W</u> | <u>L</u> | <u>OL</u> | <u>GF</u> | <u>GA</u> | <u>PTS</u> |
|------|---------------|-----------|----------|----------|-----------|-----------|-----------|------------|
| 1997 | LHC Kralovice | 6         | 2        | 4        | 0         | 33        | 61        | 4          |

**LCC FALCON MILLIONAIRES RADOTÍN**

|         |                                 | <u>GP</u> | <u>W</u> | <u>L</u> | <u>OL</u> | <u>GF</u> | <u>GA</u> | <u>PTS</u> |
|---------|---------------------------------|-----------|----------|----------|-----------|-----------|-----------|------------|
| 2004    | LCC Falcon Millionaires Radotín | 8         | 2        | 6        | 0         | 59        | 129       | 6          |
| 2005    | LCC Falcon Millionaires Radotín | 10        | 4        | 6        | 0         | 78        | 110       | 12         |
| 2006    | LCC Falcon Millionaires Radotín | 12        | 5        | 7        | 0         | 93        | 150       | 15         |
| 2007    | LCC Falcon Millionaires Radotín | 18        | 11       | 7        | 0         | 265       | 181       | 32         |
| 2008    | LCC Falcon Millionaires Radotín | 8         | 5        | 3        | 0         | 112       | 75        | 14         |
| 2009    | LCC Falcon Millionaires Radotín | 10        | 6        | 4        | 0         | 97        | 124       | 18         |
| 2009-10 | LCC Falcon Millionaires Radotín | 14        | 6        | 8        | 0         | 137       | 218       | 18         |
| 2010-11 | LCC Falcon Millionaires Radotín | 20        | 8        | 12       | 0         | 181       | 192       | 24         |
| 2011-12 | LCC Falcon Millionaires Radotín | 8         | 5        | 3        | 0         | 66        | 53        | 15         |

**BRATISLAVA (DEVÍNSKA NOVÁ VES) BATS**

|         |                      | <u>GP</u> | <u>W</u> | <u>L</u> | <u>OL</u> | <u>GF</u> | <u>GA</u> | <u>PTS</u> |
|---------|----------------------|-----------|----------|----------|-----------|-----------|-----------|------------|
| 2004    | LC Bratislava        |           |          |          |           |           |           |            |
| 2009    | Bratislava DNV Bats  | 12        | 3        | 9        | 0         | 106       | 141       | 9          |
| 2009-10 | Bratislava DNV Bats  | 10        | 0        | 10       | 0         | 52        | 194       | 0          |
| 2010-11 | Nationals Bratislava | 20        | 8        | 11       | 1         | 170       | 214       | 25         |
| 2011-12 | Bratislava DNV Bats  | 8         | 5        | 2        | 1         | 69        | 66        | 15         |
| 2012-13 | Bratislava DNV Bats  | 18        | 2        | 15       | 1         | 129       | 257       | 7          |
| 2017    | Slovakia Nationals   | 14        | 7        | 7        | 0         | 132       | 143       | 21         |
| 2018    | Bratislava DNV Bats  | 14        | 8        | 6        | 0         | 178       | 180       | 8          |
| 2019    | Bratislava DNV Bats  | 14        | 4        | 9        | 1         | 132       | 173       | 13         |
| 2021    | Bratislava DNV Bats  | 10        | 2        | 7        | 1         | 93        | 152       | 6          |
| 2022    | Bratislava DNV Bats  | 16        | 9        | 7        | 0         | 192       | 225       | 26         |

**LC KÁČA**

|      |         | <u>GP</u> | <u>W</u> | <u>L</u> | <u>OL</u> | <u>GF</u> | <u>GA</u> | <u>PTS</u> |
|------|---------|-----------|----------|----------|-----------|-----------|-----------|------------|
| 2004 | LC Káča | 8         | 0        | 8        | 0         | 32        | 172       | 0          |

**LC KROMĚŘÍŽ**

|         |             | <u>GP</u> | <u>W</u> | <u>L</u> | <u>OL</u> | <u>GF</u> | <u>GA</u> | <u>PTS</u> |
|---------|-------------|-----------|----------|----------|-----------|-----------|-----------|------------|
| 2004    | LC Kroměříž |           |          |          |           |           |           |            |
| 2007    | LK Kroměříž | 18        | 3        | 15       | 0         | 94        | 301       | 7          |
| 2008    | LK Kroměříž | 8         | 1        | 7        | 0         | 42        | 185       | 3          |
| 2009-10 | LK Kroměříž | 0         | 0        | 0        | 0         | 0         | 0         | 0          |

**LC PARDUBICE**

|         |              | <u>GP</u> | <u>W</u> | <u>L</u> | <u>OL</u> | <u>GF</u> | <u>GA</u> | <u>PTS</u> |
|---------|--------------|-----------|----------|----------|-----------|-----------|-----------|------------|
| 2004    | LC Pardubice |           |          |          |           |           |           |            |
| 2007    | LC Pardubice | 18        | 5        | 12       | 1         | 201       | 303       | 16         |
| 2008    | LC Pardubice | 8         | 3        | 4        | 1         | 110       | 110       | 10         |
| 2009    | LC Pardubice | 10        | 4        | 6        | 0         | 96        | 122       | 12         |
| 2009-10 | LC Pardubice | 14        | 3        | 11       | 0         | 121       | 186       | 9          |
| 2010-11 | LC Pardubice | 20        | 11       | 9        | 0         | 209       | 187       | 33         |
| 2011-12 | LC Pardubice | 10        | 2        | 7        | 1         | 62        | 114       | 7          |
| 2012-13 | LC Pardubice | 18        | 8        | 8        | 2         | 190       | 189       | 26         |
| 2014    | LC Pardubice |           |          |          |           |           |           |            |
| 2015    | LC Pardubice | 12        | 7        | 5        | 0         | 127       | 119       | 19         |
| 2016    | LC Pardubice | 12        | 8        | 4        | 0         | 130       | 119       | 24         |
| 2017    | LC Pardubice | 14        | 7        | 7        | 0         | 130       | 159       | 20         |
| 2018    | LC Pardubice | 14        | 6        | 8        | 0         | 195       | 186       | 6          |
| 2019    | LC Pardubice | 14        | 6        | 8        | 0         | 155       | 217       | 17         |
| 2020    | LC Pardubice | 10        | 0        | 10       | 0         | 44        | 118       | 0          |
| 2021    | LC Pardubice | 10        | 6        | 4        | 0         | 105       | 144       | 18         |
| 2022    | LC Pardubice | 16        | 6        | 10       | 0         | 202       | 275       | 18         |
| 2023    | LC Pardubice | 14        | 5        | 9        | 0         | 146       | 225       | 15         |

**RASCALS OF SOUTH**

|      |                  | <u>GP</u> | <u>W</u> | <u>L</u> | <u>OL</u> | <u>GF</u> | <u>GA</u> | <u>PTS</u> |
|------|------------------|-----------|----------|----------|-----------|-----------|-----------|------------|
| 2005 | Rascals of South | 10        | 2        | 8        | 0         | 93        | 170       | 6          |
| 2006 | Rascals of South | 12        | 2        | 10       | 0         | 101       | 171       | 6          |

**LC SLAVIA PRAHA**

|         |                 | <u>GP</u> | <u>W</u> | <u>L</u> | <u>OL</u> | <u>GF</u> | <u>GA</u> | <u>PTS</u> |
|---------|-----------------|-----------|----------|----------|-----------|-----------|-----------|------------|
| 2005    | LC Slavia Praha | 10        | 0        | 10       | 0         | 35        | 161       | 0          |
| 2006    | LC Slavia Praha | 12        | 2        | 10       | 0         | 76        | 205       | 6          |
| 2007    | LC Slavia Praha | 18        | 9        | 9        | 0         | 214       | 252       | 27         |
| 2008    | LC Slavia Praha | 8         | 3        | 5        | 0         | 69        | 100       | 9          |
| 2009    | LC Slavia Praha | 12        | 6        | 6        | 0         | 162       | 115       | 18         |
| 2009-10 | LC Slavia Praha | 10        | 7        | 3        | 0         | 105       | 76        | 20         |
| 2010-11 | LC Slavia Praha | 20        | 9        | 11       | 0         | 203       | 224       | 26         |
| 2011-12 | LC Slavia Praha | 10        | 0        | 9        | 1         | 79        | 137       | 1          |
| 2012-13 | LC Slavia Praha | 18        | 7        | 11       | 0         | 177       | 179       | 19         |

**SK ČERNOŠICE**

|      |              | <u>GP</u> | <u>W</u> | <u>L</u> | <u>OL</u> | <u>GF</u> | <u>GA</u> | <u>PTS</u> |
|------|--------------|-----------|----------|----------|-----------|-----------|-----------|------------|
| 2006 | SK Černošice | 12        | 3        | 9        | 0         | 127       | 216       | 9          |
| 2007 | SK Černošice | 18        | 8        | 10       | 0         | 209       | 201       | 24         |

**LC ŠUMPERK**

|      |            | <u>GP</u> | <u>W</u> | <u>L</u> | <u>OL</u> | <u>GF</u> | <u>GA</u> | <u>PTS</u> |
|------|------------|-----------|----------|----------|-----------|-----------|-----------|------------|
| 2007 | LC Šumperk | 18        | 1        | 15       | 2         | 65        | 348       | 5          |
| 2008 | LC Šumperk | 8         | 0        | 8        | 0         | 30        | 164       | 0          |
| 2009 | LC Šumperk | 12        | 4        | 8        | 0         | 116       | 154       | 12         |

**LC FORFUN PRAHA**

|         |                 | <u>GP</u> | <u>W</u> | <u>L</u> | <u>OL</u> | <u>GF</u> | <u>GA</u> | <u>PTS</u> |
|---------|-----------------|-----------|----------|----------|-----------|-----------|-----------|------------|
| 2009    | LC ForFun Praha | 11        | 4        | 7        | 0         | 85        | 137       | 12         |
| 2009-10 | LC ForFun Praha | 14        | 5        | 9        | 0         | 110       | 156       | 15         |
| 2010-11 | LC ForFun Praha | 20        | 14       | 6        | 0         | 223       | 141       | 41         |
| 2011-12 | LC ForFun Praha | 10        | 7        | 2        | 1         | 86        | 91        | 21         |
| 2012-13 | LC ForFun Praha | 18        | 9        | 9        | 0         | 193       | 157       | 27         |
| 2014    | LC ForFun Praha |           |          |          |           |           |           |            |
| 2015    | LC ForFun Praha | 12        | 6        | 6        | 0         | 116       | 129       | 7          |
| 2016    | LC ForFun Praha | 12        | 3        | 9        | 0         | 60        | 145       | 9          |
| 2017    | LC ForFun Praha | 14        | 8        | 6        | 0         | 113       | 142       | 24         |

**HIGHLANDER LT ZÁBŘEH**

|         |                      | <u>GP</u> | <u>W</u> | <u>L</u> | <u>OL</u> | <u>GF</u> | <u>GA</u> | <u>PTS</u> |
|---------|----------------------|-----------|----------|----------|-----------|-----------|-----------|------------|
| 2009-10 | Highlander LT Zábřeh | 10        | 2        | 8        | 0         | 65        | 156       | 6          |
| 2010-11 | Highlander LT Zábřeh | 20        | 2        | 18       | 0         | 117       | 315       | 6          |
| 2011-12 | Highlander LT Zábřeh | 7         | 0        | 7        | 0         | 43        | 90        | 0          |

**KOSYNIERZY WROCLAW**

|      |                    | <u>GP</u> | <u>W</u> | <u>L</u> | <u>OL</u> | <u>GF</u> | <u>GA</u> | <u>PTS</u> |
|------|--------------------|-----------|----------|----------|-----------|-----------|-----------|------------|
| 2009 | Kosynierzy Wroclaw | 12        | 0        | 12       | 0         | 25        | 332       | 0          |

**RASCALS JIŽNÍ MĚSTO**

|      |                     | <u>GP</u> | <u>W</u> | <u>L</u> | <u>OL</u> | <u>GF</u> | <u>GA</u> | <u>PTS</u> |
|------|---------------------|-----------|----------|----------|-----------|-----------|-----------|------------|
| 2009 | Rascals Jižní Město | 11        | 6        | 5        | 0         | 130       | 118       | 18         |

**TRICKSTERS LT**

|      |               | <u>GP</u> | <u>W</u> | <u>L</u> | <u>OL</u> | <u>GF</u> | <u>GA</u> | <u>PTS</u> |
|------|---------------|-----------|----------|----------|-----------|-----------|-----------|------------|
| 2009 | Tricksters LT | 11        | 3        | 8        | 0         | 73        | 128       | 9          |



**LLC WOLVES RADOTÍN**

|             |                           | <u>GP</u> | <u>W</u> | <u>L</u> | <u>OL</u> | <u>GF</u>  | <u>GA</u>  | <u>PTS</u> |
|-------------|---------------------------|-----------|----------|----------|-----------|------------|------------|------------|
| 2010-11     | LCC Wolves Radotín        | 20        | 0        | 19       | 1         | 54         | 307        | 1          |
| 2011-12     | LCC Wolves Radotín        | 8         | 4        | 3        | 1         | 66         | 76         | 13         |
| 2012-13     | LCC Wolves Radotín        | 18        | 8        | 10       | 0         | 156        | 207        | 23         |
| 2014        | LCC Wolves Radotín        |           |          |          |           |            |            |            |
| 2015        | LCC Wolves Radotín        | 12        | 0        | 12       | 0         | 56         | 185        | 0          |
| 2016        | LCC Wolves Radotín        | 12        | 0        | 12       | 0         | 54         | 174        | 0          |
| 2017        | LCC Wolves Radotín        | 14        | 2        | 11       | 1         | 120        | 207        | 7          |
| 2018        | LCC Wolves Radotín        | 14        | 5        | 9        | 0         | 171        | 176        | 5          |
| 2019        | LCC Wolves Radotín        | 14        | 9        | 5        | 0         | 217        | 171        | 27         |
| 2021        | LCC Wolves Radotín        | 10        | 5        | 5        | 0         | 121        | 141        | 15         |
| <b>2022</b> | <b>LCC Wolves Radotín</b> | <b>16</b> | <b>9</b> | <b>7</b> | <b>0</b>  | <b>269</b> | <b>232</b> | <b>27</b>  |
| 2023        | LCC Wolves Radotín        | 14        | 4        | 10       | 0         | 164        | 216        | 12         |

**VIENNA MONARCHS**

|      |                 | <u>GP</u> | <u>W</u> | <u>L</u> | <u>OL</u> | <u>GF</u> | <u>GA</u> | <u>PTS</u> |
|------|-----------------|-----------|----------|----------|-----------|-----------|-----------|------------|
| 2019 | Vienna Monarchs | 14        | 2        | 11       | 1         | 137       | 245       | 6          |
| 2022 | Vienna Monarchs | 16        | 2        | 13       | 1         | 138       | 320       | 7          |
| 2023 | Vienna Monarchs | 14        | 2        | 12       | 0         | 123       | 233       | 6          |

**SPREEWÖLFE BERLIN**

|      |                   | <u>GP</u> | <u>W</u> | <u>L</u> | <u>OL</u> | <u>GF</u> | <u>GA</u> | <u>PTS</u> |
|------|-------------------|-----------|----------|----------|-----------|-----------|-----------|------------|
| 2022 | Spreewölfe Berlin | 16        | 6        | 10       | 0         | 204       | 242       | 18         |
| 2023 | Spreewölfe Berlin | 14        | 6        | 8        | 0         | 131       | 213       | 17         |

**LAKROS ZBRASLAV**

|      |                 | <u>GP</u> | <u>W</u> | <u>L</u> | <u>OL</u> | <u>GF</u> | <u>GA</u> | <u>PTS</u> |
|------|-----------------|-----------|----------|----------|-----------|-----------|-----------|------------|
| 2022 | Lakros Zbraslav | 16        | 4        | 12       | 0         | 203       | 232       | 12         |
| 2023 | Lakros Zbraslav | 14        | 10       | 4        | 0         | 194       | 145       | 30         |

**SLOVENSKÁ LAKROSOVÁ LIGA**  
**DANUBE LACROSSE LEAGUE**  
**SLOVENSKÁ LAKROSOVÁ LIGA**

**2010-2017**  
**2018-**  
**2020-**

**2010 SLOVENSKÁ LAKROSOVÁ LIGA**

|                       | <u>GP</u> | <u>W</u> | <u>L</u> | <u>OL</u> | <u>GF</u> | <u>GA</u> | <u>PTS</u> |
|-----------------------|-----------|----------|----------|-----------|-----------|-----------|------------|
| Tricksters Bratislava | 4         | 4        | 0        | 0         | 38        | 11        | 12         |
| Bratislava DNV Bats   | 4         | 1        | 3        | 0         | 23        | 28        | 3          |
| Prievidza Hammers     | 4         | 1        | 3        | 0         | 15        | 37        | 3          |

**2011 SLOVENSKÁ LAKROSOVÁ LIGA**

|                       | <u>GP</u> | <u>W</u> | <u>L</u> | <u>OL</u> | <u>GF</u> | <u>GA</u> | <u>PTS</u> |
|-----------------------|-----------|----------|----------|-----------|-----------|-----------|------------|
| Tricksters Bratislava | 18        | 17       | 1        | 0         | 146       | 44        | 51         |
| Prievidza Hammers     | 18        | 10       | 8        | 0         | 70        | 124       | 30         |
| Bratislava DNV Bats   | 18        | 9        | 9        | 0         | 77        | 107       | 27         |
| Košice Knights        | 18        | 0        | 18       | 0         | 0         | 18        | 0          |

*Košice Knights forfeited all matches 1-0*

**2012 SLOVENSKÁ LAKROSOVÁ LIGA**

|                       | <u>GP</u> | <u>W</u> | <u>L</u> | <u>OL</u> | <u>GF</u> | <u>GA</u> | <u>PTS</u> |
|-----------------------|-----------|----------|----------|-----------|-----------|-----------|------------|
| Tricksters Bratislava | 12        | 12       | 1        | 0         | 75        | 26        | 36         |
| Bratislava DNV Bats   | 12        | 8        | 4        | 0         | 48        | 63        | 23         |
| Prievidza Hammers     | 12        | 4        | 7        | 1         | 41        | 63        | 13         |
| Košice Knights        | 12        | 0        | 12       | 0         | 0         | 12        | 0          |

*Košice Knights forfeited all matches 1-0*

**2013 SLOVENSKÁ LAKROSOVÁ LIGA**

|                       | <u>GP</u> | <u>W</u> | <u>L</u> | <u>OL</u> | <u>GF</u> | <u>GA</u> | <u>PTS</u> |
|-----------------------|-----------|----------|----------|-----------|-----------|-----------|------------|
| Tricksters Bratislava | 6         | 6        | 0        | 0         | 80        | 20        | 18         |
| Prievidza Headhunterz | 6         | 4        | 2        | 0         | 33        | 51        | 12         |
| Slovakia Nationals    | 6         | 2        | 4        | 0         | 15        | 26        | 6          |
| Košice Knights        | 6         | 0        | 6        | 0         | 3         | 34        | 0          |

*Košice Knights forfeited four matches 1-0*

*Slovakia Nationals forfeited two matches 1-0*

**2014 SLOVENSKÁ LAKROSOVÁ LIGA**

|                       | <u>GP</u> | <u>W</u> | <u>L</u> | <u>OL</u> | <u>GF</u> | <u>GA</u> | <u>PTS</u> |
|-----------------------|-----------|----------|----------|-----------|-----------|-----------|------------|
| Tricksters Bratislava | 5         | 4        | 0        | 1         | 48        | 25        | 13         |
| Prievidza Headhunterz | 5         | 1        | 4        | 0         | 25        | 48        | 2          |

**2015 SLOVENSKÁ LAKROSOVÁ LIGA**

|                        | <u>GP</u> | <u>W</u> | <u>L</u> | <u>OL</u> | <u>GF</u> | <u>GA</u> | <u>PTS</u> |
|------------------------|-----------|----------|----------|-----------|-----------|-----------|------------|
| Tricksters Bratislava* | 10        | 10       | 0        | 0         | 144       | 28        | 30         |
| Bratislava DNV Bats    | 10        | 7        | 2        | 1         | 117       | 50        | 22         |
| Prievidza Headhunterz  | 10        | 8        | 2        | 0         | 110       | 46        | 20         |
| Skalica Chiefs         | 10        | 3        | 7        | 0         | 27        | 94        | 9          |
| Zvolen Punishers       | 10        | 2        | 8        | 0         | 33        | 102       | 6          |
| Trnava Sabers          | 10        | 1        | 9        | 0         | 17        | 128       | 3          |

**PLAYOFFS**

Prievidza Headhunterz defeated Bratislava Bats 14-9

Tricksters Bratislava defeated Skalica Chiefs 19-2

Tricksters Bratislava defeated Prievidza Headhunterz 17-3

**2016 SLOVENSKÁ LAKROSOVÁ LIGA**

|                       | <u>GP</u> | <u>W</u> | <u>L</u> | <u>OL</u> | <u>GF</u> | <u>GA</u> | <u>PTS</u> |
|-----------------------|-----------|----------|----------|-----------|-----------|-----------|------------|
| Tricksters Bratislava | 6         | 6        | 0        | 0         | 92        | 19        | 18         |
| Bratislava DNV Bats   | 6         | 5        | 1        | 0         | 68        | 37        | 15         |
| Prievidza Headhunterz | 6         | 4        | 2        | 0         | 40        | 35        | 12         |
| Budapest Blax         | 6         | 3        | 3        | 0         | 47        | 26        | 9          |
| Skalica Chiefs        | 6         | 2        | 4        | 0         | 21        | 40        | 6          |
| Zvolen Punishers      | 6         | 1        | 5        | 0         | 9         | 44        | 3          |
| Tnava Sabers          | 6         | 0        | 6        | 0         | 12        | 88        | 0          |

**2017 SLOVENSKÁ LAKROSOVÁ LIGA**

|                       | <u>GP</u> | <u>W</u> | <u>L</u> | <u>OL</u> | <u>GF</u> | <u>GA</u> | <u>PTS</u> |
|-----------------------|-----------|----------|----------|-----------|-----------|-----------|------------|
| Tricksters Bratislava | 6         | 6        | 0        | 0         | 95        | 27        | 17         |
| Prievidza Headhunterz | 6         | 4        | 1        | 1         | 69        | 35        | 13         |
| Skalica Chiefs        | 6         | 4        | 2        | 0         | 49        | 44        | 11         |
| Bratislava DNV Bats   | 6         | 3        | 2        | 1         | 63        | 54        | 10         |
| Budapest Blax         | 6         | 3        | 3        | 0         | 62        | 51        | 9          |
| Tnava Sabers          | 6         | 1        | 5        | 0         | 24        | 66        | 3          |
| Zvolen Punishers      | 6         | 0        | 6        | 0         | 8         | 93        | 0          |

**2018 DANUBE LACROSSE LEAGUE**

|                       | <u>GP</u> | <u>W</u> | <u>L</u> | <u>OL</u> | <u>GF</u> | <u>GA</u> | <u>PTS</u> |
|-----------------------|-----------|----------|----------|-----------|-----------|-----------|------------|
| Vienna Monarchs       | 6         | 6        | 0        | 0         | 47        | 21        | 17         |
| Tricksters Bratislava | 6         | 3        | 2        | 1         | 37        | 33        | 10         |
| Budapest Blax         | 6         | 2        | 4        | 0         | 32        | 33        | 6          |
| Graz Gladiators       | 6         | 1        | 5        | 0         | 25        | 54        | 3          |

**2019 DANUBE LACROSSE LEAGUE**

|                       | <u>GP</u> | <u>W</u> | <u>L</u> | <u>OL</u> | <u>GF</u> | <u>GA</u> | <u>PTS</u> |
|-----------------------|-----------|----------|----------|-----------|-----------|-----------|------------|
| Tricksters Bratislava | 8         | 7        | 1        | 0         | 77        | 32        | 20         |
| Vienna Monarchs       | 8         | 6        | 1        | 1         | 66        | 34        | 19         |
| Olimpija Ljubljana    | 8         | 4        | 4        | 0         | 56        | 43        | 12         |
| Budapest Blax         | 8         | 2        | 6        | 0         | 30        | 75        | 6          |
| Graz Gladiators       | 8         | 1        | 7        | 0         | 29        | 74        | 3          |

**2020 SLOVENSKÁ LAKROSOVÁ LIGA**

|                       | <u>GP</u> | <u>W</u> | <u>L</u> | <u>OL</u> | <u>GF</u> | <u>GA</u> | <u>PTS</u> |
|-----------------------|-----------|----------|----------|-----------|-----------|-----------|------------|
| Tricksters Bratislava | 3         | 2        | 1        | 0         | 30        | 15        | 6          |
| Skalica Chiefs        | 3         | 2        | 1        | 0         | 31        | 19        | 6          |
| Bratislava DNV Bats   | 3         | 2        | 1        | 0         | 30        | 30        | 6          |
| Zvolen Punishers      | 3         | 0        | 3        | 0         | 19        | 46        | 0          |

**PLAYOFFS**

Tricksters Bratislava defeated Zvolen Punishers 9-4

Bratislava DNV Bats defeated Skalica Chiefs 9-8

**BRONZE**

Skalica Chiefs defeated Zvolen Punishers 13-5

**CHAMPIONSHIP**

Bratislava DNV Bats defeated Tricksters Bratislava 16-7

**2020 DANUBE LACROSSE LEAGUE**

|                       | <u>GP</u> | <u>W</u> | <u>L</u> | <u>OL</u> | <u>GF</u> | <u>GA</u> | <u>PTS</u> |
|-----------------------|-----------|----------|----------|-----------|-----------|-----------|------------|
| Tricksters Bratislava | 4         | 4        | 0        | 0         | 37        | 22        | 12         |
| Olimpija Ljubljana    | 4         | 2        | 2        | 0         | 29        | 22        | 6          |
| Graz Gladiators       | 4         | 0        | 4        | 0         | 17        | 39        | 0          |

*Danube Lacrosse League season suspended on October 13, 2020 due to the COVID-19 coronavirus pandemic*

## 2021 SLOVENSKÁ LAKROSOVÁ LIGA

### PLAYOFFS

Tricksters Bratislava defeated Skalica Chiefs  
Bratislava DNV Bats defeated Zvolen Punishers

### BRONZE

Skalica Chiefs defeated Zvolen Punishers 8-2

### CHAMPIONSHIP

Tricksters Bratislava defeated Bratislava DNV Bats 14-3

## 2022 SLOVENSKÁ LAKROSOVÁ LIGA

|                        | <u>GP</u> | <u>W</u> | <u>L</u> | <u>OL</u> | <u>GF</u> | <u>GA</u> | <u>PTS</u> |
|------------------------|-----------|----------|----------|-----------|-----------|-----------|------------|
| Tricksters Bratislava* | 6         | 6        | 0        | 0         |           |           | 18         |
| Skalica Chiefs         | 5         | 3        | 2        | 0         |           |           | 9          |
| Brno Ravens            | 4         | 1        | 3        | 0         |           |           | 3          |
| Zvolen Punishers       | 5         | 0        | 5        | 0         |           |           | 0          |

## 2022 DANUBE LACROSSE LEAGUE

| SIXES                  | <u>GP</u> | <u>W</u> | <u>L</u> | <u>OL</u> | <u>GF</u> | <u>GA</u> | <u>PTS</u> |
|------------------------|-----------|----------|----------|-----------|-----------|-----------|------------|
| Tricksters Bratislava  | 6         | 4        | 1        | 1         |           |           | 13         |
| Ljubljana Lakross Klub | 6         | 4        | 2        | 0         |           |           | 12         |
| Graz Gladiators        | 6         | 4        | 2        | 0         |           |           | 11         |
| Budapest Blax          | 6         | 0        | 6        | 0         |           |           | 0          |

## 2023 SLOVENSKÁ LAKROSOVÁ LIGA

| NORTH                   | <u>GP</u> | <u>W</u> | <u>L</u> | <u>OL</u> | <u>GF</u> | <u>GA</u> | <u>PTS</u> |
|-------------------------|-----------|----------|----------|-----------|-----------|-----------|------------|
| Brno Ravens             | 6         | 5        | 1        | 0         | 68        | 26        | 15         |
| SK Lacrosse Jižní Město | 6         | 5        | 1        | 0         | 72        | 44        | 14         |
| Skalica Chiefs          | 6         | 2        | 3        | 1         | 47        | 64        | 7          |
| LK Ostrava Pitbulls     | 6         | 0        | 6        | 0         | 25        | 75        | 0          |
| SOUTH                   | <u>GP</u> | <u>W</u> | <u>L</u> | <u>OL</u> | <u>GF</u> | <u>GA</u> | <u>PTS</u> |
| Tricksters Bratislava*  | 6         | 6        | 0        | 0         | 66        | 8         | 18         |
| Vienna Monarchs         | 6         | 4        | 2        | 0         | 33        | 28        | 12         |
| Zvolen Punishers        | 6         | 2        | 4        | 0         | 22        | 40        | 6          |
| Budapest Blax           | 6         | 0        | 6        | 0         | 14        | 59        | 0          |

### PLAYOFFS

Zvolen Punishers defeated LK Ostrava Pitbulls 7-4  
Skalica Chiefs defeated Budapest Blax 9-6  
Tricksters Bratislava defeated SK Lacrosse Jižní Město 11-4  
Brno Ravens defeated Vienna Monarchs 8-7 OT

### 7TH PLACE

LK Ostrava Pitbulls defeated Budapest Blax 8-0

### 5TH PLACE

Skalica Chiefs defeated Zvolen Punishers 8-4

### BRONZE

Vienna Monarchs defeated SK Lacrosse Jižní Město 11-4

### CHAMPIONSHIP

Tricksters Bratislava defeated Brno Ravens 8-7 OT

## 2023 DANUBE LACROSSE LEAGUE

| SIXES                  | <u>GP</u> | <u>W</u> | <u>L</u> | <u>OL</u> | <u>GF</u> | <u>GA</u> | <u>PTS</u> |
|------------------------|-----------|----------|----------|-----------|-----------|-----------|------------|
| Tricksters Bratislava* | 6         | 6        | 0        | 0         | 93        | 40        | 18         |
| Zagreb Bulldogs        | 6         | 4        | 2        | 0         | 71        | 61        | 12         |
| Graz Gladiators        | 7         | 4        | 3        | 0         | 74        | 67        | 11         |
| Ljubljana Lakross Klub | 5         | 0        | 4        | 1         | 28        | 62        | 1          |
| Budapest Blax          | 4         | 0        | 4        | 0         | 23        | 59        | 0          |

**BRATISLAVA (DEVÍNSKA NOVÁ VES) BATS**

|      |                     | <u>LEAGUE</u> | <u>GP</u> | <u>W</u> | <u>L</u> | <u>OL</u> | <u>GF</u> | <u>GA</u> | <u>PTS</u> |
|------|---------------------|---------------|-----------|----------|----------|-----------|-----------|-----------|------------|
| 2010 | Bratislava DNV Bats | SLL           | 4         | 1        | 3        | 0         | 23        | 28        | 3          |
| 2011 | Bratislava DNV Bats | SLL           | 18        | 9        | 9        | 0         | 77        | 107       | 27         |
| 2012 | Bratislava DNV Bats | SLL           | 12        | 8        | 4        | 0         | 48        | 63        | 23         |
| 2013 | Slovakia Nationals  | SLL           | 6         | 2        | 4        | 0         | 15        | 26        | 6          |
| 2015 | Bratislava DNV Bats | SLL           | 10        | 7        | 2        | 1         | 117       | 50        | 22         |
| 2016 | Bratislava DNV Bats | SLL           | 6         | 5        | 1        | 0         | 68        | 37        | 15         |
| 2017 | Bratislava DNV Bats | SLL           | 6         | 3        | 2        | 1         | 63        | 54        | 10         |
| 2020 | Bratislava DNV Bats | SLL           | 3         | 2        | 1        | 0         | 30        | 30        | 6          |

**TRICKSTERS BRATISLAVA**

|       |                       | <u>LEAGUE</u> | <u>GP</u> | <u>W</u> | <u>L</u> | <u>OL</u> | <u>GF</u> | <u>GA</u> | <u>PTS</u> |
|-------|-----------------------|---------------|-----------|----------|----------|-----------|-----------|-----------|------------|
| 2010  | Tricksters Bratislava | SLL           | 4         | 4        | 0        | 0         | 38        | 11        | 12         |
| 2011  | Tricksters Bratislava | SLL           | 18        | 17       | 1        | 0         | 146       | 44        | 51         |
| 2012  | Tricksters Bratislava | SLL           | 12        | 12       | 1        | 0         | 75        | 26        | 36         |
| 2013  | Tricksters Bratislava | SLL           | 6         | 6        | 0        | 0         | 80        | 20        | 18         |
| 2014  | Tricksters Bratislava | SLL           | 5         | 4        | 0        | 1         | 48        | 25        | 13         |
| 2015  | Tricksters Bratislava | SLL           | 10        | 10       | 0        | 0         | 144       | 28        | 30         |
| 2016  | Tricksters Bratislava | SLL           | 6         | 6        | 0        | 0         | 92        | 19        | 18         |
| 2017  | Tricksters Bratislava | SLL           | 6         | 6        | 0        | 0         | 95        | 27        | 17         |
| 2018  | Tricksters Bratislava | DLL           | 6         | 3        | 2        | 1         | 37        | 33        | 10         |
| 2019  | Tricksters Bratislava | DLL           | 8         | 7        | 1        | 0         | 77        | 32        | 20         |
| 2020* | Tricksters Bratislava | DLL           | 4         | 4        | 0        | 0         | 37        | 22        | 12         |
| 2020  | Tricksters Bratislava | SLL           | 3         | 2        | 1        | 0         | 30        | 15        | 6          |
| 2023  | Tricksters Bratislava | SLL South     | 6         | 6        | 0        | 0         | 66        | 8         | 18         |

**PRIEVIDZA HAMMERS / PRIEVIDZA HEADHUNTERZ**

|      |                       | <u>LEAGUE</u> | <u>GP</u> | <u>W</u> | <u>L</u> | <u>OL</u> | <u>GF</u> | <u>GA</u> | <u>PTS</u> |
|------|-----------------------|---------------|-----------|----------|----------|-----------|-----------|-----------|------------|
| 2010 | Prievidza Hammers     | SLL           | 4         | 1        | 3        | 0         | 15        | 37        | 3          |
| 2011 | Prievidza Hammers     | SLL           | 18        | 10       | 8        | 0         | 70        | 124       | 30         |
| 2012 | Prievidza Hammers     | SLL           | 12        | 4        | 7        | 1         | 41        | 63        | 13         |
| 2013 | Prievidza Headhunterz | SLL           | 6         | 4        | 2        | 0         | 33        | 51        | 12         |
| 2014 | Prievidza Headhunterz | SLL           | 5         | 1        | 4        | 0         | 25        | 48        | 2          |
| 2015 | Prievidza Headhunterz | SLL           | 10        | 8        | 2        | 0         | 110       | 46        | 20         |
| 2016 | Prievidza Headhunterz | SLL           | 6         | 4        | 2        | 0         | 40        | 35        | 12         |
| 2017 | Prievidza Headhunterz | SLL           | 6         | 4        | 1        | 1         | 69        | 35        | 13         |

**KOŠICE KNIGHTS**

|      |                | <u>LEAGUE</u> | <u>GP</u> | <u>W</u> | <u>L</u> | <u>OL</u> | <u>GF</u> | <u>GA</u> | <u>PTS</u> |
|------|----------------|---------------|-----------|----------|----------|-----------|-----------|-----------|------------|
| 2011 | Košice Knights | SLL           | 18        | 0        | 18       | 0         | 0         | 18        | 0          |
| 2012 | Košice Knights | SLL           | 12        | 0        | 12       | 0         | 0         | 12        | 0          |
| 2013 | Košice Knights | SLL           | 6         | 0        | 6        | 0         | 3         | 34        | 0          |

**SKALICA CHIEFS**

|      |                | <u>LEAGUE</u> | <u>GP</u> | <u>W</u> | <u>L</u> | <u>OL</u> | <u>GF</u> | <u>GA</u> | <u>PTS</u> |
|------|----------------|---------------|-----------|----------|----------|-----------|-----------|-----------|------------|
| 2015 | Skalica Chiefs | SLL           | 10        | 3        | 7        | 0         | 27        | 94        | 9          |
| 2016 | Skalica Chiefs | SLL           | 6         | 2        | 4        | 0         | 21        | 40        | 6          |
| 2017 | Skalica Chiefs | SLL           | 6         | 4        | 2        | 0         | 49        | 44        | 11         |
| 2020 | Skalica Chiefs | SLL           | 3         | 2        | 1        | 0         | 31        | 19        | 6          |
| 2023 | Skalica Chiefs | SLL North     | 6         | 2        | 3        | 1         | 47        | 64        | 7          |

**TRNAVA SABERS**

|      |               | <u>LEAGUE</u> | <u>GP</u> | <u>W</u> | <u>L</u> | <u>OL</u> | <u>GF</u> | <u>GA</u> | <u>PTS</u> |
|------|---------------|---------------|-----------|----------|----------|-----------|-----------|-----------|------------|
| 2015 | Trnava Sabers | SLL           | 10        | 1        | 9        | 0         | 17        | 128       | 3          |
| 2016 | Trnava Sabers | SLL           | 6         | 0        | 6        | 0         | 12        | 88        | 0          |
| 2017 | Trnava Sabers | SLL           | 6         | 1        | 5        | 0         | 24        | 66        | 3          |

### ZVOLEN PUNISHERS

|      |                  | <u>LEAGUE</u> | <u>GP</u> | <u>W</u> | <u>L</u> | <u>OL</u> | <u>GF</u> | <u>GA</u> | <u>PTS</u> |
|------|------------------|---------------|-----------|----------|----------|-----------|-----------|-----------|------------|
| 2015 | Zvolen Punishers | SLL           | 10        | 2        | 8        | 0         | 33        | 102       | 6          |
| 2016 | Zvolen Punishers | SLL           | 6         | 1        | 5        | 0         | 9         | 44        | 3          |
| 2017 | Zvolen Punishers | SLL           | 6         | 0        | 6        | 0         | 8         | 93        | 0          |
| 2020 | Zvolen Punishers | SLL           | 3         | 0        | 3        | 0         | 19        | 46        | 0          |
| 2023 | Zvolen Punishers | SLL South     | 6         | 2        | 4        | 0         | 22        | 40        | 6          |

### BUDAPEST BLAX / BUDAPEST LACROSSE

|      |                   | <u>LEAGUE</u> | <u>GP</u> | <u>W</u> | <u>L</u> | <u>OL</u> | <u>GF</u> | <u>GA</u> | <u>PTS</u> |
|------|-------------------|---------------|-----------|----------|----------|-----------|-----------|-----------|------------|
| 2016 | Budapest Blax     | SLL           | 6         | 3        | 3        | 0         | 47        | 26        | 9          |
| 2017 | Budapest Blax     | SLL           | 6         | 3        | 3        | 0         | 62        | 51        | 9          |
| 2018 | Budapest Blax     | DLL           | 6         | 2        | 4        | 0         | 32        | 33        | 6          |
| 2019 | Budapest Blax     | DLL           | 8         | 2        | 6        | 0         | 30        | 75        | 6          |
| 2023 | Budapest Lacrosse | SLL South     | 6         | 0        | 6        | 0         | 14        | 59        | 0          |

### GRAZ GLADIATORS

|       |                 | <u>LEAGUE</u> | <u>GP</u> | <u>W</u> | <u>L</u> | <u>OL</u> | <u>GF</u> | <u>GA</u> | <u>PTS</u> |
|-------|-----------------|---------------|-----------|----------|----------|-----------|-----------|-----------|------------|
| 2018  | Graz Gladiators | DLL           | 6         | 1        | 5        | 0         | 25        | 54        | 3          |
| 2019  | Graz Gladiators | DLL           | 8         | 1        | 7        | 0         | 29        | 74        | 3          |
| 2020* | Graz Gladiators | DLL           | 4         | 0        | 4        | 0         | 17        | 39        | 0          |

### VIENNA MONARCHS

|      |                 | <u>LEAGUE</u> | <u>GP</u> | <u>W</u> | <u>L</u> | <u>OL</u> | <u>GF</u> | <u>GA</u> | <u>PTS</u> |
|------|-----------------|---------------|-----------|----------|----------|-----------|-----------|-----------|------------|
| 2018 | Vienna Monarchs | DLL           | 6         | 6        | 0        | 0         | 47        | 21        | 17         |
| 2019 | Vienna Monarchs | DLL           | 8         | 6        | 1        | 1         | 66        | 34        | 19         |
| 2023 | Vienna Monarchs | SLL South     | 6         | 4        | 2        | 0         | 33        | 28        | 12         |

### OLIMPIJA LJUBLANA

|       |                   | <u>LEAGUE</u> | <u>GP</u> | <u>W</u> | <u>L</u> | <u>OL</u> | <u>GF</u> | <u>GA</u> | <u>PTS</u> |
|-------|-------------------|---------------|-----------|----------|----------|-----------|-----------|-----------|------------|
| 2019  | Olimpija Ljublana | DLL           | 8         | 4        | 4        | 0         | 56        | 43        | 12         |
| 2020* | Olimpija Ljublana | DLL           | 4         | 2        | 2        | 0         | 29        | 22        | 6          |

### BRNO RAVENS

|      |             | <u>LEAGUE</u> | <u>GP</u> | <u>W</u> | <u>L</u> | <u>OL</u> | <u>GF</u> | <u>GA</u> | <u>PTS</u> |
|------|-------------|---------------|-----------|----------|----------|-----------|-----------|-----------|------------|
| 2023 | Brno Ravens | SLL North     | 6         | 5        | 1        | 0         | 68        | 26        | 15         |

### SK LACROSSE JIŽNÍ MĚSTO

|      |                         | <u>LEAGUE</u> | <u>GP</u> | <u>W</u> | <u>L</u> | <u>OL</u> | <u>GF</u> | <u>GA</u> | <u>PTS</u> |
|------|-------------------------|---------------|-----------|----------|----------|-----------|-----------|-----------|------------|
| 2023 | SK Lacrosse Jižní Město | SLL North     | 6         | 5        | 1        | 0         | 72        | 44        | 14         |

### LK OSTRAVA PITBULLS

|      |                     | <u>LEAGUE</u> | <u>GP</u> | <u>W</u> | <u>L</u> | <u>OL</u> | <u>GF</u> | <u>GA</u> | <u>PTS</u> |
|------|---------------------|---------------|-----------|----------|----------|-----------|-----------|-----------|------------|
| 2023 | LK Ostrava Pitbulls | SLL North     | 6         | 0        | 6        | 0         | 25        | 75        | 0          |



**AUSTRALIAN LACROSSE LEAGUE****2004-2007****2004 AUSTRALIAN LACROSSE LEAGUE**

|                   | <u>GP</u> | <u>W</u> | <u>L</u> | <u>T</u> | <u>GF</u> | <u>GA</u> | <u>PTS</u> |
|-------------------|-----------|----------|----------|----------|-----------|-----------|------------|
| Victoria*         | 4         | 3        | 1        | 0        | 49        | 41        | 6          |
| Western Australia | 4         | 2        | 2        | 0        | 40        | 42        | 4          |
| South Australia   | 4         | 1        | 3        | 0        | 41        | 47        | 2          |

CHAMPIONSHIP – *Melbourne, Victoria*

Victoria defeated Western Australia 16-7

**2005 AUSTRALIAN LACROSSE LEAGUE**

|                   | <u>GP</u> | <u>W</u> | <u>L</u> | <u>T</u> | <u>GF</u> | <u>GA</u> | <u>PTS</u> |
|-------------------|-----------|----------|----------|----------|-----------|-----------|------------|
| Victoria*         | 4         | 4        | 0        | 0        | 50        | 27        | 8          |
| Western Australia | 4         | 2        | 2        | 0        | 42        | 49        | 4          |
| South Australia   | 4         | 0        | 4        | 0        | 35        | 51        | 0          |

CHAMPIONSHIP - *Adelaide, South Australia*

Victoria defeated Western Australia 17-6

**2006 AUSTRALIAN LACROSSE LEAGUE**

|                    | <u>GP</u> | <u>W</u> | <u>L</u> | <u>T</u> | <u>GF</u> | <u>GA</u> | <u>PTS</u> |
|--------------------|-----------|----------|----------|----------|-----------|-----------|------------|
| Victoria           | 4         | 4        | 0        | 0        | 51        | 23        | 8          |
| Western Australia* | 4         | 2        | 2        | 0        | 42        | 31        | 4          |
| South Australia    | 4         | 0        | 4        | 0        | 23        | 62        | 0          |

CHAMPIONSHIP - *Adelaide, South Australia*

Western Australia defeated Victoria 14-7

**2007 AUSTRALIAN LACROSSE LEAGUE**

|                   | <u>GP</u> | <u>W</u> | <u>L</u> | <u>T</u> | <u>GF</u> | <u>GA</u> | <u>PTS</u> |
|-------------------|-----------|----------|----------|----------|-----------|-----------|------------|
| Victoria*         | 4         | 4        | 0        | 0        | 44        | 27        | 8          |
| Western Australia | 4         | 2        | 2        | 0        | 39        | 44        | 4          |
| South Australia   | 4         | 0        | 4        | 0        | 37        | 49        | 0          |

CHAMPIONSHIP – *Melbourne, Victoria*

Victoria defeated Western Australia 12-3

## AUSTRALIAN LACROSSE LEAGUE

|      | <u>Champion</u>          | <u>Finalist</u>   | <u>Venue</u>     |
|------|--------------------------|-------------------|------------------|
| 2004 | <b>Victoria</b>          | Western Australia | <i>Melbourne</i> |
| 2005 | <b>Victoria</b>          | Western Australia | <i>Adelaide</i>  |
| 2006 | <b>Western Australia</b> | Victoria          | <i>Perth</i>     |
| 2007 | <b>Victoria</b>          | Western Australia | <i>Melbourne</i> |



### SOUTH AUSTRALIA

|      |                 | <u>GP</u> | <u>W</u> | <u>L</u> | <u>T</u> | <u>GF</u> | <u>GA</u> | <u>PTS</u> |
|------|-----------------|-----------|----------|----------|----------|-----------|-----------|------------|
| 2004 | South Australia | 4         | 1        | 3        | 0        | 41        | 47        | 2          |
| 2005 | South Australia | 4         | 0        | 4        | 0        | 35        | 51        | 0          |
| 2006 | South Australia | 4         | 0        | 4        | 0        | 23        | 62        | 0          |
| 2007 | South Australia | 4         | 0        | 4        | 0        | 37        | 49        | 0          |

### VICTORIA

|             |                 | <u>GP</u> | <u>W</u> | <u>L</u> | <u>T</u> | <u>GF</u> | <u>GA</u> | <u>PTS</u> |
|-------------|-----------------|-----------|----------|----------|----------|-----------|-----------|------------|
| <b>2004</b> | <b>Victoria</b> | <b>4</b>  | <b>3</b> | <b>1</b> | <b>0</b> | <b>49</b> | <b>41</b> | <b>6</b>   |
| <b>2005</b> | <b>Victoria</b> | <b>4</b>  | <b>4</b> | <b>0</b> | <b>0</b> | <b>50</b> | <b>27</b> | <b>8</b>   |
| 2006        | Victoria        | 4         | 4        | 0        | 0        | 51        | 23        | 8          |
| <b>2007</b> | <b>Victoria</b> | <b>4</b>  | <b>4</b> | <b>0</b> | <b>0</b> | <b>44</b> | <b>27</b> | <b>8</b>   |

### WESTERN AUSTRALIA

|             |                          | <u>GP</u> | <u>W</u> | <u>L</u> | <u>T</u> | <u>GF</u> | <u>GA</u> | <u>PTS</u> |
|-------------|--------------------------|-----------|----------|----------|----------|-----------|-----------|------------|
| 2004        | Western Australia        | 4         | 2        | 2        | 0        | 40        | 42        | 4          |
| 2005        | Western Australia        | 4         | 2        | 2        | 0        | 42        | 49        | 4          |
| <b>2006</b> | <b>Western Australia</b> | <b>4</b>  | <b>2</b> | <b>2</b> | <b>0</b> | <b>42</b> | <b>31</b> | <b>4</b>   |
| 2007        | Western Australia        | 4         | 2        | 2        | 0        | 39        | 44        | 4          |



**2015 AUSTRALIAN MEN'S SENIOR NATIONAL CHAMPIONSHIP – Perth, Western Australia**

|                    | <u>GP</u> | <u>W</u> | <u>L</u> | <u>T</u> | <u>GF</u> | <u>GA</u> | <u>PTS</u> |
|--------------------|-----------|----------|----------|----------|-----------|-----------|------------|
| Western Australia* | 3         | 3        | 0        | 0        | 55        | 14        | 6          |
| Victoria           | 3         | 2        | 1        | 0        | 35        | 20        | 4          |
| New Zealand        | 3         | 1        | 2        | 0        | 19        | 46        | 2          |
| South Australia    | 3         | 0        | 3        | 0        | 17        | 46        | 0          |

## CONSOLATION

New Zealand defeated South Australia 7-6

## CHAMPIONSHIP

Western Australia defeated Victoria 17-9

**2016 AUSTRALIAN MEN'S SENIOR NATIONAL CHAMPIONSHIP – Melbourne, Victoria**

|                   | <u>GP</u> | <u>W</u> | <u>L</u> | <u>T</u> | <u>GF</u> | <u>GA</u> | <u>PTS</u> |
|-------------------|-----------|----------|----------|----------|-----------|-----------|------------|
| Victoria*         | 5         | 4        | 1        | 0        | 77        | 26        | 8          |
| South Australia   | 5         | 4        | 1        | 0        | 70        | 33        | 8          |
| Australia U19     | 5         | 3        | 2        | 0        | 47        | 45        | 6          |
| Western Australia | 5         | 3        | 2        | 0        | 64        | 36        | 6          |
| New Zealand       | 5         | 1        | 4        | 0        | 29        | 73        | 2          |
| Presidents        | 5         | 0        | 5        | 0        | 17        | 91        | 0          |

## CONSOLATION

New Zealand defeated Presidents 11-6

Western Australia defeated Australia U19 11-3

## CHAMPIONSHIP

Victoria defeated South Australia 11-6

**2017 AUSTRALIAN MEN'S SENIOR NATIONAL CHAMPIONSHIP – Adelaide, South Australia**

|                            | <u>GP</u> | <u>W</u> | <u>L</u> | <u>T</u> | <u>GF</u> | <u>GA</u> | <u>PTS</u> |
|----------------------------|-----------|----------|----------|----------|-----------|-----------|------------|
| South Australia            | 3         | 2        | 1        | 0        | 30        | 16        | 4          |
| Victoria*                  | 3         | 2        | 1        | 0        | 40        | 19        | 4          |
| Western Australia          | 3         | 2        | 1        | 0        | 35        | 17        | 4          |
| New South Wales Queensland | 3         | 0        | 3        | 0        | 5         | 58        | 0          |

## CHAMPIONSHIP

Victoria defeated South Australia 10-7

**2018 AUSTRALIAN MEN'S SENIOR NATIONAL CHAMPIONSHIP – Adelaide, South Australia**

|                            | <u>GP</u> | <u>W</u> | <u>L</u> | <u>T</u> | <u>GF</u> | <u>GA</u> | <u>PTS</u> |
|----------------------------|-----------|----------|----------|----------|-----------|-----------|------------|
| Victoria*                  | 3         | 3        | 0        | 0        | 49        | 15        | 6          |
| Western Australia          | 3         | 2        | 1        | 0        | 49        | 22        | 4          |
| South Australia            | 3         | 1        | 2        | 0        | 32        | 24        | 2          |
| New South Wales Queensland | 3         | 0        | 0        | 3        | 4         | 73        | 0          |

## CONSOLATION

South Australia defeated New South Wales Queensland 13-7

## CHAMPIONSHIP

Victoria defeated Western Australia 11-8

**2019 AUSTRALIAN MEN'S SENIOR NATIONAL CHAMPIONSHIP – Melbourne, Victoria**

|                            | <u>GP</u> | <u>W</u> | <u>L</u> | <u>T</u> | <u>GF</u> | <u>GA</u> | <u>PTS</u> |
|----------------------------|-----------|----------|----------|----------|-----------|-----------|------------|
| Victoria*                  | 3         | 3        | 0        | 0        | 40        | 9         | 6          |
| Western Australia          | 3         | 2        | 1        | 0        | 40        | 16        | 4          |
| South Australia            | 3         | 1        | 2        | 0        | 23        | 27        | 2          |
| New South Wales Queensland | 3         | 0        | 3        | 0        | 5         | 56        | 0          |

**THIRD PLACE**

South Australia defeated New South Wales Queensland 14-4

**CHAMPIONSHIP**

Victoria defeated Western Australia 12-8

**2022 AUSTRALIAN MEN'S SENIOR NATIONAL CHAMPIONSHIP – Melbourne, Victoria**

|                   | <u>GP</u> | <u>W</u> | <u>L</u> | <u>T</u> | <u>GF</u> | <u>GA</u> | <u>PTS</u> |
|-------------------|-----------|----------|----------|----------|-----------|-----------|------------|
| Victoria*         | 5         | 4        | 1        | 0        | 59        | 15        | 8          |
| Western Australia | 5         | 4        | 1        | 0        | 58        | 23        | 8          |
| South Australia   | 5         | 3        | 2        | 0        | 54        | 20        | 6          |
| Australia U21     | 5         | 3        | 2        | 0        | 63        | 25        | 6          |
| Queensland        | 5         | 1        | 4        | 0        | 12        | 94        | 2          |
| New South Wales   | 5         | 0        | 5        | 0        | 15        | 84        | 0          |

**FIFTH PLACE**

New South Wales defeated Queensland 7-5

**THIRD PLACE**

South Australia defeated Australia U21 7-5

**CHAMPIONSHIP**

Victoria defeated Western Australia 14-9

**2023 AUSTRALIAN MEN'S SENIOR NATIONAL CHAMPIONSHIP – Adelaide, South Australia**

|                   | <u>GP</u> | <u>W</u> | <u>L</u> | <u>T</u> | <u>GF</u> | <u>GA</u> | <u>PTS</u> |
|-------------------|-----------|----------|----------|----------|-----------|-----------|------------|
| South Australia*  | 3         | 3        | 0        | 0        | 42        | 12        | 6          |
| Victoria          | 3         | 2        | 1        | 0        | 31        | 11        | 4          |
| Western Australia | 3         | 1        | 2        | 0        | 27        | 24        | 2          |
| Queensland        | 3         | 0        | 3        | 0        | 11        | 64        | 0          |

**PLAYOFS**

South Australia defeated Queensland 18-1

Victoria defeated Western Australia

**CHAMPIONSHIP**

South Australia defeated Victoria 11-1

## AUSTRALIAN SENIOR CHAMPIONS

|      | <u>Champion</u>          | <u>Finalist</u> | <u>Venue</u>     |
|------|--------------------------|-----------------|------------------|
| 1910 | <b>Victoria</b>          |                 | <i>Adelaide</i>  |
| 1912 | <b>Victoria</b>          |                 | <i>Melbourne</i> |
| 1920 | <b>South Australia</b>   |                 | <i>Sydney</i>    |
| 1923 | <b>South Australia</b>   |                 | <i>Brisbane</i>  |
| 1926 | <b>South Australia</b>   |                 | <i>Adelaide</i>  |
| 1929 | <b>Victoria</b>          |                 | <i>Perth</i>     |
| 1932 | <b>Victoria</b>          |                 | <i>Melbourne</i> |
| 1936 | <b>Victoria</b>          |                 | <i>Adelaide</i>  |
| 1939 | <b>Victoria</b>          |                 | <i>Brisbane</i>  |
| 1947 | <b>Western Australia</b> |                 | <i>Perth</i>     |
| 1950 | <b>Victoria</b>          |                 | <i>Melbourne</i> |
| 1953 | <b>Victoria</b>          |                 | <i>Adelaide</i>  |
| 1956 | <b>Victoria</b>          |                 | <i>Perth</i>     |
| 1959 | <b>South Australia</b>   |                 | <i>Melbourne</i> |
| 1962 | <b>South Australia</b>   |                 | <i>Adelaide</i>  |
| 1963 | - no competition -       |                 |                  |
| 1964 | - no competition -       |                 |                  |
| 1965 | <b>Victoria</b>          |                 | <i>Perth</i>     |
| 1966 | - no competition -       |                 |                  |
| 1967 | - no competition -       |                 |                  |
| 1968 | <b>Victoria</b>          |                 | <i>Melbourne</i> |
| 1969 | - no competition -       |                 |                  |
| 1970 | <b>Victoria</b>          |                 | <i>Adelaide</i>  |
| 1971 | - no competition -       |                 |                  |
| 1972 | <b>Western Australia</b> |                 | <i>Perth</i>     |
| 1973 | - no competition -       |                 |                  |
| 1974 | <b>Victoria</b>          |                 | <i>Melbourne</i> |
| 1975 | - no competition -       |                 |                  |
| 1976 | <b>South Australia</b>   |                 | <i>Adelaide</i>  |
| 1977 | <b>South Australia</b>   |                 | <i>Perth</i>     |
| 1978 | - no competition -       |                 |                  |
| 1979 | <b>Victoria</b>          |                 | <i>Melbourne</i> |
| 1980 | - no competition -       |                 |                  |
| 1981 | <b>Western Australia</b> |                 | <i>Adelaide</i>  |
| 1982 | <b>Western Australia</b> |                 | <i>Perth</i>     |
| 1983 | <b>South Australia</b>   |                 | <i>Melbourne</i> |
| 1984 | <b>Western Australia</b> |                 | <i>Adelaide</i>  |
| 1985 | <b>Western Australia</b> |                 | <i>Perth</i>     |
| 1986 | <b>Victoria</b>          |                 | <i>Adelaide</i>  |
| 1987 | <b>Victoria</b>          |                 | <i>Melbourne</i> |
| 1988 | <b>Western Australia</b> |                 | <i>Adelaide</i>  |
| 1989 | <b>Western Australia</b> |                 | <i>Melbourne</i> |
| 1990 | <b>Western Australia</b> |                 | <i>Perth</i>     |
| 1991 | <b>Western Australia</b> |                 | <i>Adelaide</i>  |
| 1992 | <b>Victoria</b>          |                 | <i>Melbourne</i> |
| 1993 | <b>Western Australia</b> |                 | <i>Perth</i>     |
| 1994 | <b>Victoria</b>          |                 | <i>Adelaide</i>  |
| 1995 | <b>Western Australia</b> |                 | <i>Melbourne</i> |
| 1996 | <b>Western Australia</b> |                 | <i>Perth</i>     |
| 1997 | <b>Victoria</b>          | South Australia | <i>Adelaide</i>  |
| 1998 | <b>Victoria</b>          |                 | <i>Melbourne</i> |
| 1999 | <b>Victoria</b>          |                 | <i>Adelaide</i>  |
| 2000 | <b>Western Australia</b> |                 | <i>Perth</i>     |
| 2001 | <b>South Australia</b>   |                 | <i>Melbourne</i> |

|      |                        |  |                 |
|------|------------------------|--|-----------------|
| 2002 | <b>South Australia</b> |  | <i>Perth</i>    |
| 2003 | <b>South Australia</b> |  | <i>Adelaide</i> |

**AUSTRALIAN LACROSSE LEAGUE**

|      | <u>Champion</u>          | <u>Finalist</u>   | <u>Venue</u>     |
|------|--------------------------|-------------------|------------------|
| 2004 | <b>Victoria</b>          | Western Australia | <i>Melbourne</i> |
| 2005 | <b>Victoria</b>          | Western Australia | <i>Adelaide</i>  |
| 2006 | <b>Western Australia</b> | Victoria          | <i>Perth</i>     |
| 2007 | <b>Victoria</b>          | Western Australia | <i>Melbourne</i> |

**AUSTRALIAN SENIOR CHAMPIONS**

|      | <u>Champion</u>          | <u>Finalist</u>   | <u>Venue</u>     |
|------|--------------------------|-------------------|------------------|
| 2008 | <b>Victoria</b>          |                   | <i>Perth</i>     |
| 2009 | <b>Victoria</b>          |                   | <i>Adelaide</i>  |
| 2010 | <b>Victoria</b>          |                   | <i>Melbourne</i> |
| 2011 | <b>Victoria</b>          |                   | <i>Adelaide</i>  |
| 2012 | <b>South Australia</b>   |                   | <i>Perth</i>     |
| 2013 | <b>Western Australia</b> |                   | <i>Melbourne</i> |
| 2014 | <b>South Australia</b>   | Western Australia | <i>Adelaide</i>  |
| 2015 | <b>Western Australia</b> | Victoria          | <i>Perth</i>     |
| 2016 | <b>Victoria</b>          | South Australia   | <i>Melbourne</i> |
| 2017 | <b>Victoria</b>          | South Australia   | <i>Adelaide</i>  |
| 2018 | <b>Victoria</b>          | Western Australia | <i>Perth</i>     |
| 2019 | <b>Victoria</b>          | Western Australia | <i>Melbourne</i> |
| 2020 | - no competition -       |                   |                  |
| 2021 | - no competition -       |                   |                  |
| 2022 | <b>Victoria</b>          | Western Australia | <i>Melbourne</i> |
| 2023 | <b>South Australia</b>   | Victoria          | <i>Adelaide</i>  |

**AUSTRALIAN CLUB LACROSSE CHAMPIONS**

|      | <u>Champion</u>     | <u>Finalist</u> |
|------|---------------------|-----------------|
| 2008 | <b>Woodville</b>    | Eltham          |
| 2009 | <b>Williamstown</b> | Eltham          |
| 2010 | <b>Brighton</b>     | Williamstown    |
| 2011 | <b>Brighton</b>     | Wembley         |
| 2012 | <b>Brighton</b>     | Surrey Park     |
| 2013 | <b>Bayswater</b>    | Brighton        |
| 2014 | - no competition -  |                 |

## NEW ZEALAND

### 2000-01 NEW ZEALAND SENIOR LACROSSE LEAGUE

|                 | <u>GP</u> | <u>W</u> | <u>L</u> | <u>T</u> | <u>GF</u> | <u>GA</u> | <u>PTS</u> | <u>PCT</u> |
|-----------------|-----------|----------|----------|----------|-----------|-----------|------------|------------|
| College Rifles* | 10        | 8        | 2        | 0        | 103       | 47        | 16         | .800       |
| Tamaki Titans   | 10        | 6        | 4        | 0        | 80        | 57        | 12         | .600       |
| Harbour Hawks   | 10        | 4        | 6        | 0        | 60        | 79        | 8          | .400       |
| Eastern Chiefz  | 10        | 2        | 8        | 0        | 43        | 103       | 4          | .200       |

#### CHAMPIONSHIP

College Rifles defeated Harbour Hawks 9-3

### 2001 NEW ZEALAND INDOOR LACROSSE LEAGUE

|             | <u>GP</u> | <u>W</u> | <u>L</u> | <u>T</u> | <u>GF</u> | <u>GA</u> | <u>PTS</u> | <u>PCT</u> |
|-------------|-----------|----------|----------|----------|-----------|-----------|------------|------------|
| Tar Heels   | 8         | 6        | 1        | 1        | 30        | 18        | 13         | .750       |
| Blue Devils | 8         | 5        | 1        | 2        | 29        | 13        | 12         | .625       |
| Tigers      | 8         | 3        | 4        | 1        | 20        | 24        | 7          | .375       |
| Blue Jays   | 8         | 3        | 5        | 0        | 22        | 27        | 6          | .375       |
| Cavaliers   | 8         | 2        | 5        | 1        | 17        | 27        | 5          | .250       |
| Orangemen   | 8         | 2        | 5        | 1        | 16        | 25        | 5          | .250       |

### 2001-02 NEW ZEALAND NATIONAL LACROSSE LEAGUE

|                        | <u>GP</u> | <u>W</u> | <u>L</u> | <u>T</u> | <u>GF</u> | <u>GA</u> | <u>PTS</u> | <u>PCT</u> |
|------------------------|-----------|----------|----------|----------|-----------|-----------|------------|------------|
| Harbour Hawks          | 9         | 7        | 2        | 0        | 52        | 32        | 14         | .778       |
| Tamaki Titans          | 9         | 7        | 2        | 0        | 42        | 32        | 14         | .778       |
| College Rifles         | 9         | 7        | 2        | 0        | 40        | 38        | 14         | .778       |
| Eastern Chiefz         | 9         | 4        | 5        | 0        | 23        | 30        | 8          | .444       |
| Western Wildcats       | 9         | 1        | 7        | 1        | 7         | 43        | 3          | .125       |
| University Blue Devils | 9         | 0        | 8        | 1        | 5         | 14        | 1          | .000       |

### 2002-03 NEW ZEALAND NATIONAL LACROSSE LEAGUE

|                        | <u>GP</u> | <u>W</u> | <u>L</u> | <u>T</u> | <u>GF</u> | <u>GA</u> | <u>PTS</u> | <u>PCT</u> |
|------------------------|-----------|----------|----------|----------|-----------|-----------|------------|------------|
| Harbour Hawks          | 10        | 9        | 1        | 0        | 152       | 50        | 18         | .752       |
| Tamaki Titans          | 10        | 9        | 1        | 0        | 143       | 56        | 18         | .719       |
| Eastern Chiefz         | 10        | 6        | 4        | 0        | 85        | 103       | 12         | .452       |
| College Rifles         | 10        | 3        | 7        | 0        | 67        | 119       | 6          | .360       |
| University Blue Devils | 10        | 3        | 7        | 0        | 52        | 115       | 6          | .311       |
| Western Wildcats       | 10        | 0        | 10       | 0        | 56        | 112       | 0          | .333       |

#### PLAYOFFS

Eastern Chiefz defeated Western Wildcats 13-6

College Rifles defeated University Blue Devils 9-6

Harbour Hawks defeated College Rifles 13-2

Tamaki Titans defeated Eastern Chiefz 12-6

University Blue Devils defeated Western Wildcats 9-8

College Rifles defeated Eastern Chiefz 11-9

#### CHAMPIONSHIP

Harbour Hawks defeated Tamaki Titans 16-8

**2003-04 NEW ZEALAND NATIONAL LACROSSE LEAGUE**

|                        | <u>GP</u> | <u>W</u> | <u>L</u> | <u>T</u> | <u>GF</u> | <u>GA</u> | <u>PTS</u> | <u>PCT</u> |
|------------------------|-----------|----------|----------|----------|-----------|-----------|------------|------------|
| Tamaki Titans          | 14        | 13       | 1        | 0        | 151       | 69        | 26         | .686       |
| Harbour Hawks          | 14        | 13       | 1        | 0        | 168       | 80        | 26         | .677       |
| Western Wildcats       | 14        | 9        | 5        | 0        | 148       | 106       | 18         | .583       |
| University Blue Devils | 14        | 7        | 7        | 0        | 118       | 100       | 14         | .541       |
| Eastern Chiefz         | 14        | 7        | 7        | 0        | 120       | 117       | 14         | .506       |
| College Rifles         | 14        | 5        | 9        | 0        | 80        | 124       | 10         | .392       |
| Waikato                | 14        | 2        | 12       | 0        | 45        | 164       | 4          | .215       |
| Ardmore Marist         | 14        | 0        | 14       | 0        | 0         | 70        | 0          | .000       |

**2004-05 NEW ZEALAND NATIONAL LACROSSE LEAGUE**

|                        | <u>GP</u> | <u>W</u> | <u>L</u> | <u>T</u> | <u>GF</u> | <u>GA</u> | <u>PTS</u> | <u>PCT</u> |
|------------------------|-----------|----------|----------|----------|-----------|-----------|------------|------------|
| Tamaki Titans          | 12        | 11       | 1        | 0        | 143       | 74        | 22         | .917       |
| Western Wildcats       | 12        | 8        | 4        | 0        | 139       | 102       | 16         | .667       |
| Eastern Chiefz         | 12        | 6        | 6        | 0        | 97        | 111       | 12         | .500       |
| Harbour Hawks          | 12        | 6        | 6        | 0        | 99        | 92        | 12         | .500       |
| College Rifles         | 12        | 5        | 7        | 0        | 87        | 105       | 10         | .417       |
| Waikato                | 12        | 5        | 7        | 0        | 68        | 100       | 10         | .417       |
| University Blue Devils | 12        | 1        | 11       | 0        | 25        | 74        | 2          | .083       |

**2005 NEW ZEALAND INDOOR LACROSSE LEAGUE**

|                  | <u>GP</u> | <u>W</u> | <u>L</u> | <u>T</u> | <u>GF</u> | <u>GA</u> | <u>PTS</u> | <u>PCT</u> |
|------------------|-----------|----------|----------|----------|-----------|-----------|------------|------------|
| Western Wildcats | 8         | 7        | 1        | 0        | 59        | 33        | 14         | .875       |
| Tamaki Titans    | 8         | 5        | 3        | 0        | 53        | 38        | 10         | .625       |
| Eastern Chiefz   | 8         | 4        | 4        | 0        | 57        | 47        | 8          | .500       |
| Harbour Hawks    | 8         | 4        | 4        | 0        | 34        | 37        | 8          | .500       |
| College Rifles   | 8         | 0        | 8        | 0        | 8         | 56        | 0          | .000       |

**2005-06 NEW ZEALAND SENIOR LACROSSE LEAGUE**

|                        | <u>GP</u> | <u>W</u> | <u>L</u> | <u>T</u> | <u>GF</u> | <u>GA</u> | <u>PTS</u> | <u>PCT</u> |
|------------------------|-----------|----------|----------|----------|-----------|-----------|------------|------------|
| Western Wildcats       | 10        | 10       | 0        | 0        | 149       | 57        | 20         | 1.000      |
| Tamaki Titans          | 10        | 7        | 3        | 0        | 123       | 57        | 14         | .700       |
| Harbour Hawks          | 10        | 5        | 5        | 0        | 100       | 84        | 10         | .500       |
| Eastern Chiefz         | 10        | 5        | 5        | 0        | 79        | 107       | 10         | .500       |
| University Blue Devils | 10        | 2        | 8        | 0        | 52        | 123       | 4          | .200       |
| Waikato Lacrosse Club  | 10        | 1        | 9        | 0        | 50        | 125       | 2          | .100       |
| College Rifles         | 0         | 0        | 0        | 0        | 0         | 0         | 0          | .000       |

**2007-08 NEW ZEALAND SENIOR LACROSSE LEAGUE**

|  | <u>GP</u> | <u>W</u> | <u>L</u> | <u>T</u> | <u>GF</u> | <u>GA</u> | <u>PTS</u> | <u>PCT</u> |
|--|-----------|----------|----------|----------|-----------|-----------|------------|------------|
| Western Wildcats                         |           |          |          |          |           |           |            |            |
| Harbour Hawks                            |           |          |          |          |           |           |            |            |
| Eastern Chiefz                           |           |          |          |          |           |           |            |            |
| Tamaki Titans                            |           |          |          |          |           |           |            |            |
| Waikato Lacrosse Club / Papakura Pirates |           |          |          |          |           |           |            |            |



## BELGIUM

### 2016-17 BELGISCHE LACROSSE LIGA / LIGUE BELGE DE CROSSE

|                      | <u>GP</u> | <u>W</u> | <u>L</u> | <u>OL</u> | <u>GF</u> | <u>GA</u> | <u>PTS</u> |
|----------------------|-----------|----------|----------|-----------|-----------|-----------|------------|
| Braine Lions         | 14        | 12       | 2        | 0         | 179       | 45        | 36         |
| Ghent Goblins        | 14        | 12       | 2        | 0         | 113       | 52        | 36         |
| Lille Wild Seagulls  | 14        | 10       | 4        | 0         | 168       | 73        | 30         |
| Buggenhout Brewers   | 14        | 9        | 5        | 0         | 115       | 83        | 27         |
| Brussels Beavers     | 14        | 5        | 9        | 0         | 95        | 124       | 15         |
| Machelen Minotaurs   | 14        | 5        | 9        | 0         | 72        | 129       | 15         |
| Bonheiden Red Rhinos | 14        | 3        | 11       | 0         | 73        | 151       | 9          |
| Namur Knights        | 14        | 0        | 14       | 0         | 16        | 174       | 0          |

### 2017-18 BELGISCHE LACROSSE LIGA / LIGUE BELGE DE CROSSE

|                      | <u>GP</u> | <u>W</u> | <u>L</u> | <u>OL</u> | <u>GF</u> | <u>GA</u> | <u>PTS</u> |
|----------------------|-----------|----------|----------|-----------|-----------|-----------|------------|
| Braine Lions*        | 16        | 13       | 3        | 0         | 190       | 71        | 39         |
| Ghent Goblins        | 16        | 13       | 3        | 0         | 143       | 74        | 39         |
| Lille Wild Seagulls  | 16        | 12       | 4        | 0         | 185       | 81        | 36         |
| Brussels Beavers     | 16        | 11       | 4        | 1         | 151       | 111       | 33         |
| Buggenhout Brewers   | 16        | 11       | 5        | 0         | 123       | 89        | 32         |
| Bonheiden Red Rhinos | 16        | 5        | 11       | 0         | 108       | 152       | 15         |
| Machelen Minotaurs   | 16        | 4        | 11       | 1         | 98        | 131       | 13         |
| Namur Knights        | 16        | 2        | 14       | 0         | 47        | 197       | 6          |
| Liège Oupeye Foxes   | 16        | 1        | 15       | 0         | 48        | 187       | 3          |

#### SEMI-FINALS

Braine Lions defeated Brussels Beavers 12-1

Wild Seagulls defeated Ghent Goblins 8-7

#### BRONZE MEDAL GAME

Ghent Goblins defeated Brussels Beavers 9-7

#### BELGIAN CUP CHAMPIONSHIP GAME

Braine Lions defeated Wild Seagulls 11-3

**2018-19 BELGISCHE LACROSSE LIGA / LIGUE BELGE DE CROSSE**

| DIVISION 1             | <u>GP</u> | <u>W</u> | <u>L</u> | <u>OL</u> | <u>GF</u> | <u>GA</u> | <u>PTS</u> |
|------------------------|-----------|----------|----------|-----------|-----------|-----------|------------|
| Braine Lions           | 12        | 10       | 2        | 0         | 132       | 59        | 30         |
| Ghent Goblins          | 12        | 9        | 3        | 0         | 117       | 88        | 27         |
| Buggenhout Brewers*    | 12        | 5        | 6        | 1         | 85        | 104       | 16         |
| Lille Wild Seagulls    | 12        | 4        | 8        | 0         | 78        | 116       | 11         |
| Brussels Beavers       | 12        | 2        | 10       | 0         | 70        | 115       | 6          |
| DIVISION 2             | <u>GP</u> | <u>W</u> | <u>L</u> | <u>OL</u> | <u>GF</u> | <u>GA</u> | <u>PTS</u> |
| Machelen Minotaurs     | 12        | 11       | 1        | 0         | 145       | 65        | 32         |
| Bonheiden Red Rhinos   | 12        | 10       | 2        | 0         | 133       | 60        | 30         |
| Liège Oupeye Foxes     | 12        | 6        | 6        | 0         | 77        | 88        | 18         |
| Namur Knights          | 12        | 3        | 8        | 1         | 85        | 109       | 10         |
| Luxembourg Blacksmiths | 12        | 0        | 12       | 0         | 36        | 154       | 0          |

**ELIMINATION ROUND**

Bonheiden Red Rhinos defeated Antwerp Armadillos 14-3

**QUARTER-FINALS**

Lille Wild Seagulls defeated Bonheiden Red Rhinos 8-6

Ghent Goblins defeated Machelen Minotaurs 16-2

Brussels Beavers defeated Liège Oupeye Foxes 15-3

Buggenhout Brewers defeated Namur Knights 8-7

**SEMI-FINALS**

Buggenhout Brewers defeated Lille Wild Seagulls 10-2

Ghent Goblins defeated Brussels Beavers 6-3

**BRONZE MEDAL GAME**

Brussels Beavers defeated Lille Wild Seagulls 9-5

**BELGIAN CUP CHAMPIONSHIP GAME**

Buggenhout Brewers defeated Ghent Goblins 6-4

**2019-20 BELGISCHE LACROSSE LIGA / LIGUE BELGE DE CROSSE**

| DIVISION 1             | <u>GP</u> | <u>W</u> | <u>L</u> | <u>OL</u> | <u>GF</u> | <u>GA</u> | <u>PTS</u> |
|------------------------|-----------|----------|----------|-----------|-----------|-----------|------------|
| Braine Lions           | 8         | 7        | 0        | 1         | 117       | 36        | 22         |
| Ghent Goblins          | 8         | 7        | 1        | 0         | 111       | 44        | 21         |
| Brussels Beavers       | 7         | 4        | 3        | 0         | 79        | 63        | 11         |
| Lille Wild Seagulls    | 6         | 3        | 3        | 0         | 42        | 72        | 8          |
| Bonheiden Red Rhinos   | 7         | 2        | 4        | 1         | 60        | 89        | 7          |
| Machelen Minotaurs     | 9         | 2        | 7        | 0         | 67        | 113       | 6          |
| Buggenhout Brewers     | 7         | 1        | 6        | 0         | 36        | 95        | 3          |
| DIVISION 2             | <u>GP</u> | <u>W</u> | <u>L</u> | <u>OL</u> | <u>GF</u> | <u>GA</u> | <u>PTS</u> |
| Liège Oupeye Foxes     | 5         | 5        | 0        | 0         | 75        | 32        | 15         |
| Luxembourg Blacksmiths | 5         | 3        | 2        | 0         | 47        | 34        | 9          |
| Brussels Griffins      | 5         | 3        | 2        | 0         | 55        | 63        | 8          |
| Namur Knights          | 5         | 1        | 3        | 1         | 46        | 62        | 4          |
| Antwerp Armadillos     | 4         | 0        | 4        | 0         | 17        | 49        | 0          |

*Belgian Lacrosse League season cancelled in March 2020 due to the COVID-19 coronavirus pandemic*



**2020-21 BELGISCHE LACROSSE LIGA / LIGUE BELGE DE CROSSE**

|                      | <u>GP</u> | <u>W</u> | <u>L</u> | <u>OL</u> | <u>GF</u> | <u>GA</u> | <u>PTS</u> |
|----------------------|-----------|----------|----------|-----------|-----------|-----------|------------|
| DIVISION 1A          |           |          |          |           |           |           |            |
| Ghent Goblins        | 2         | 2        | 0        | 0         | 30        | 14        | 6          |
| Braine Lions         | 1         | 1        | 0        | 0         | 15        | 6         | 3          |
| Brussels Beavers     | 1         | 1        | 0        | 0         | 12        | 9         | 3          |
| Bonheiden Red Rhinos | 2         | 0        | 2        | 0         | 14        | 30        | 0          |

|                    | <u>GP</u> | <u>W</u> | <u>L</u> | <u>OL</u> | <u>GF</u> | <u>GA</u> | <u>PTS</u> |
|--------------------|-----------|----------|----------|-----------|-----------|-----------|------------|
| DIVISION 1B        |           |          |          |           |           |           |            |
| Brussels Lacrosse  | 2         | 1        | 1        | 0         | 23        | 17        | 3          |
| Machelen Minotaurs | 0         | 0        | 0        | 0         | 0         | 0         | 0          |
| Liège Oupeye Foxes | 1         | 0        | 1        | 0         | 9         | 12        | 0          |

|                        | <u>GP</u> | <u>W</u> | <u>L</u> | <u>OL</u> | <u>GF</u> | <u>GA</u> | <u>PTS</u> |
|------------------------|-----------|----------|----------|-----------|-----------|-----------|------------|
| DIVISION 1C            |           |          |          |           |           |           |            |
| Luxembourg Blacksmiths | 0         | 0        | 0        | 0         | 0         | 0         | 0          |
| Namur Knights          | 0         | 0        | 0        | 0         | 0         | 0         | 0          |
| Antwerp Armadillos     | 1         | 0        | 1        | 0         | 2         | 17        | 0          |

*Belgian Lacrosse League season cancelled in October 2020 due to the COVID-19 coronavirus pandemic*

**2021-22 BELGISCHE LACROSSE LIGA / LIGUE BELGE DE CROSSE**

|                      | <u>GP</u> | <u>W</u> | <u>L</u> | <u>OL</u> | <u>GF</u> | <u>GA</u> | <u>PTS</u> |
|----------------------|-----------|----------|----------|-----------|-----------|-----------|------------|
| DIVISION 1A          |           |          |          |           |           |           |            |
| Brussels Beavers*    | 10        | 8        | 2        | 0         | 115       | 58        | 24         |
| Braine Lions         | 10        | 8        | 2        | 0         | 142       | 62        | 24         |
| Ghent Goblins        | 10        | 6        | 4        | 0         | 112       | 87        | 18         |
| Bonheiden Red Rhinos | 10        | 5        | 5        | 0         | 88        | 92        | 15         |

|                     | <u>GP</u> | <u>W</u> | <u>L</u> | <u>OL</u> | <u>GF</u> | <u>GA</u> | <u>PTS</u> |
|---------------------|-----------|----------|----------|-----------|-----------|-----------|------------|
| DIVISION 1B         |           |          |          |           |           |           |            |
| Liège Oupeye Foxes  | 10        | 6        | 4        | 0         | 97        | 79        | 18         |
| Lille Wild Seagulls | 10        | 4        | 6        | 0         | 70        | 113       | 12         |
| Machelen Minotaurs  | 10        | 4        | 6        | 0         | 81        | 77        | 12         |
| Brussels Lacrosse   | 10        | 0        | 10       | 0         | 35        | 157       | 0          |

|                        | <u>GP</u> | <u>W</u> | <u>L</u> | <u>OL</u> | <u>GF</u> | <u>GA</u> | <u>PTS</u> |
|------------------------|-----------|----------|----------|-----------|-----------|-----------|------------|
| DIVISION 1C            |           |          |          |           |           |           |            |
| Luxembourg Blacksmiths | 8         | 6        | 2        | 0         | 80        | 49        | 17         |
| Namur Knights          | 8         | 3        | 4        | 1         | 61        | 59        | 10         |
| Antwerp Armadillos     | 8         | 2        | 6        | 0         | 37        | 85        | 6          |

**PLACEMENT GAMES**

Antwerp Armadillos defeated Namur Knights by forfeit 10-0  
Luxembourg Blacksmiths defeated Brussels Lacrosse by forfeit 10-0  
Machelen Minotaurs defeated Lille Wild Seagulls 12-1

**SEMI-FINALS**

Braine Lions defeated Ghent Goblins 15-10

**BRONZE MEDAL GAME**

Bonheiden Red Rhinos defeated Liège Oupeye Foxes 11-7

**BELGIAN CHAMPIONSHIP GAME**

Brussels Beavers defeated Braine Lions 11-10 OT

**2022-23 BELGISCHE LACROSSE LIGA / LIGUE BELGE DE CROSSE**

|                        | <u>GP</u> | <u>W</u> | <u>L</u> | <u>OL</u> | <u>GF</u> | <u>GA</u> | <u>PTS</u> |
|------------------------|-----------|----------|----------|-----------|-----------|-----------|------------|
| <b>DIVISION 1A</b>     |           |          |          |           |           |           |            |
| Braine Lions           | 10        | 9        | 1        | 0         | 136       | 50        | 27         |
| Ghent Goblins*         | 10        | 9        | 1        | 0         | 131       | 51        | 27         |
| Bonheiden Red Rhinos   | 10        | 6        | 4        | 0         | 94        | 70        | 18         |
| Brussels Beavers       | 10        | 3        | 7        | 0         | 58        | 92        | 9          |
| <b>DIVISION 1B</b>     |           |          |          |           |           |           |            |
| Machelen Minotaurs     | 10        | 7        | 3        | 0         | 98        | 71        | 21         |
| Lille Wild Seagulls    | 10        | 4        | 6        | 0         | 82        | 104       | 12         |
| Liège Oupeye Foxes     | 10        | 3        | 7        | 0         | 46        | 86        | 9          |
| Luxembourg Blacksmiths | 10        | 0        | 10       | 0         | 14        | 127       | 0          |
| <b>DIVISION 1C</b>     |           |          |          |           |           |           |            |
| Antwerp Armadillos     | 8         | 5        | 3        | 0         | 72        | 54        | 15         |
| Namur Knights          | 8         | 5        | 3        | 0         | 66        | 53        | 14         |
| Brussels Lacrosse      | 8         | 1        | 6        | 1         | 38        | 77        | 4          |

**PLACEMENT GAMES**

Lille Wild Seagulls defeated Liège Oupeye Foxes by default 10-0  
 Brussels Lacrosse defeated Namur Knights 14-9

**PROMOTION GAMES**

Machelen Minotaurs defeated Brussels Beavers 11-10 OT  
 Antwerp Armadillos defeated Luxembourg Blacksmiths 4-1

**SEMI-FINALS**

Ghent Goblins defeated Bonheiden Red Rhinos 7-4

**BELGIAN CHAMPIONSHIP GAME**

Ghent Goblins defeated Braine Lions 16-9



**BELGIUM**  
 LACROSSE

## ANTWERP ARMADILLOS

|          | <u>DIV</u>         | <u>GP</u> | <u>W</u> | <u>L</u> | <u>OL</u> | <u>GF</u> | <u>GA</u> | <u>PTS</u> |    |
|----------|--------------------|-----------|----------|----------|-----------|-----------|-----------|------------|----|
| 2019-20* | Antwerp Armadillos | Div 2     | 4        | 0        | 4         | 0         | 17        | 49         | 0  |
| 2020-21* | Antwerp Armadillos | Div 1C    | 1        | 0        | 1         | 0         | 2         | 17         | 0  |
| 2021-22  | Antwerp Armadillos | Div 1C    | 8        | 2        | 6         | 0         | 37        | 85         | 6  |
| 2022-23  | Antwerp Armadillos | Div 1C    | 8        | 5        | 3         | 0         | 72        | 54         | 15 |

## BRUSSELS LACROSSE

|          | <u>DIV</u>        | <u>GP</u> | <u>W</u> | <u>L</u> | <u>OL</u> | <u>GF</u> | <u>GA</u> | <u>PTS</u> |   |
|----------|-------------------|-----------|----------|----------|-----------|-----------|-----------|------------|---|
| 2020-21* | Brussels Lacrosse | Div 1B    | 2        | 1        | 1         | 0         | 23        | 17         | 3 |
| 2021-22  | Brussels Lacrosse | Div 1B    | 10       | 0        | 10        | 0         | 35        | 157        | 0 |
| 2022-23  | Brussels Lacrosse | Div 1C    | 8        | 1        | 6         | 1         | 38        | 77         | 4 |

## BONHEIDEN RED RHINOS

|          | <u>DIV</u>           | <u>GP</u> | <u>W</u> | <u>L</u> | <u>OL</u> | <u>GF</u> | <u>GA</u> | <u>PTS</u> |    |
|----------|----------------------|-----------|----------|----------|-----------|-----------|-----------|------------|----|
| 2016-17  | Bonheiden Red Rhinos |           | 14       | 3        | 11        | 0         | 73        | 151        | 9  |
| 2017-18  | Bonheiden Red Rhinos |           | 16       | 5        | 11        | 0         | 108       | 152        | 15 |
| 2018-19  | Bonheiden Red Rhinos | Div 2     | 12       | 10       | 2         | 0         | 133       | 60         | 30 |
| 2019-20* | Bonheiden Red Rhinos | Div 1     | 7        | 2        | 4         | 1         | 60        | 89         | 7  |
| 2020-21* | Bonheiden Red Rhinos | Div 1A    | 2        | 0        | 2         | 0         | 14        | 30         | 0  |
| 2021-22  | Bonheiden Red Rhinos | Div 1A    | 10       | 5        | 5         | 0         | 88        | 92         | 15 |
| 2022-23  | Bonheiden Red Rhinos | Div 1A    | 10       | 6        | 4         | 0         | 94        | 70         | 18 |

## BRAINE LIONS

|                | <u>DIV</u>          | <u>GP</u> | <u>W</u>  | <u>L</u>  | <u>OL</u> | <u>GF</u> | <u>GA</u>  | <u>PTS</u> |           |
|----------------|---------------------|-----------|-----------|-----------|-----------|-----------|------------|------------|-----------|
| <b>2016-17</b> | <b>Braine Lions</b> |           | <b>14</b> | <b>12</b> | <b>2</b>  | <b>0</b>  | <b>179</b> | <b>45</b>  | <b>36</b> |
| <b>2017-18</b> | <b>Braine Lions</b> |           | <b>16</b> | <b>13</b> | <b>3</b>  | <b>0</b>  | <b>190</b> | <b>71</b>  | <b>39</b> |
| 2018-19        | Braine Lions        | Div 1     | 12        | 10        | 2         | 0         | 132        | 59         | 30        |
| 2020-21*       | Braine Lions        | Div 1A    | 1         | 1         | 0         | 0         | 15         | 6          | 3         |
| 2019-20*       | Braine Lions        | Div 1     | 8         | 7         | 0         | 1         | 117        | 36         | 22        |
| 2021-22        | Braine Lions        | Div 1A    | 10        | 8         | 2         | 0         | 142        | 62         | 24        |
| 2022-23        | Braine Lions        | Div 1A    | 10        | 9         | 1         | 0         | 136        | 50         | 27        |

## BRUSSELS BEAVERS

|                | <u>DIV</u>              | <u>GP</u>     | <u>W</u>  | <u>L</u> | <u>OL</u> | <u>GF</u> | <u>GA</u>  | <u>PTS</u> |           |
|----------------|-------------------------|---------------|-----------|----------|-----------|-----------|------------|------------|-----------|
| 2016-17        | Brussels Beavers        |               | 14        | 5        | 9         | 0         | 95         | 124        | 15        |
| 2017-18        | Brussels Beavers        |               | 16        | 11       | 4         | 1         | 151        | 111        | 33        |
| 2018-19        | Brussels Beavers        | Div 1         | 12        | 2        | 10        | 0         | 70         | 115        | 6         |
| 2019-20*       | Brussels Beavers        | Div 1         | 7         | 4        | 3         | 0         | 79         | 63         | 11        |
| 2020-21*       | Brussels Beavers        | Div 1A        | 1         | 1        | 0         | 0         | 12         | 9          | 3         |
| <b>2021-22</b> | <b>Brussels Beavers</b> | <b>Div 1A</b> | <b>10</b> | <b>8</b> | <b>2</b>  | <b>0</b>  | <b>115</b> | <b>58</b>  | <b>24</b> |
| 2022-23        | Brussels Beavers        | Div 1A        | 10        | 3        | 7         | 0         | 58         | 92         | 9         |

## BRUSSELS GRIFFINS

|          | <u>DIV</u>        | <u>GP</u> | <u>W</u> | <u>L</u> | <u>OL</u> | <u>GF</u> | <u>GA</u> | <u>PTS</u> |   |
|----------|-------------------|-----------|----------|----------|-----------|-----------|-----------|------------|---|
| 2019-20* | Brussels Griffins | Div 2     | 5        | 3        | 2         | 0         | 55        | 63         | 8 |

## BUGGENHOUT BREWERS

|                | <u>DIV</u>                | <u>GP</u>    | <u>W</u>  | <u>L</u> | <u>OL</u> | <u>GF</u> | <u>GA</u> | <u>PTS</u> |           |
|----------------|---------------------------|--------------|-----------|----------|-----------|-----------|-----------|------------|-----------|
| 2016-17        | Buggenhout Brewers        |              | 14        | 9        | 5         | 0         | 115       | 83         | 27        |
| 2017-18        | Buggenhout Brewers        |              | 16        | 11       | 5         | 0         | 123       | 89         | 32        |
| <b>2018-19</b> | <b>Buggenhout Brewers</b> | <b>Div 1</b> | <b>12</b> | <b>5</b> | <b>6</b>  | <b>1</b>  | <b>85</b> | <b>104</b> | <b>16</b> |
| 2019-20*       | Buggenhout Brewers        | Div 1        | 7         | 1        | 6         | 0         | 36        | 95         | 3         |

## GHENT GOBLINS

|          | <u>DIV</u>           | <u>GP</u>     | <u>W</u>  | <u>L</u> | <u>OL</u> | <u>GF</u> | <u>GA</u>  | <u>PTS</u> |           |
|----------|----------------------|---------------|-----------|----------|-----------|-----------|------------|------------|-----------|
| 2016-17  | Ghent Goblins        | 14            | 12        | 2        | 0         | 113       | 52         | 36         |           |
| 2017-18  | Ghent Goblins        | 16            | 13        | 3        | 0         | 143       | 74         | 39         |           |
| 2018-19  | Ghent Goblins        | Div 1         | 12        | 9        | 3         | 0         | 117        | 88         | 27        |
| 2019-20* | Ghent Goblins        | Div 1         | 8         | 7        | 1         | 0         | 111        | 44         | 21        |
| 2020-21* | Ghent Goblins        | Div 1A        | 2         | 2        | 0         | 0         | 30         | 14         | 6         |
| 2021-22  | Ghent Goblins        | Div 1A        | 10        | 6        | 4         | 0         | 112        | 87         | 18        |
| 2022-23  | <b>Ghent Goblins</b> | <b>Div 1A</b> | <b>10</b> | <b>9</b> | <b>1</b>  | <b>0</b>  | <b>131</b> | <b>51</b>  | <b>27</b> |

## LIÈGE OUPEYE FOXES

|          | <u>DIV</u>         | <u>GP</u> | <u>W</u> | <u>L</u> | <u>OL</u> | <u>GF</u> | <u>GA</u> | <u>PTS</u> |    |
|----------|--------------------|-----------|----------|----------|-----------|-----------|-----------|------------|----|
| 2017-18  | Liège Oupeye Foxes | 16        | 1        | 15       | 0         | 48        | 187       | 3          |    |
| 2018-19  | Liège Oupeye Foxes | Div 2     | 12       | 6        | 6         | 0         | 77        | 88         | 18 |
| 2019-20* | Liège Oupeye Foxes | Div 2     | 5        | 5        | 0         | 0         | 75        | 32         | 15 |
| 2020-21* | Liège Oupeye Foxes | Div 1B    | 1        | 0        | 1         | 0         | 9         | 12         | 0  |
| 2021-22  | Liège Oupeye Foxes | Div 1B    | 10       | 6        | 4         | 0         | 97        | 79         | 18 |
| 2022-23  | Liège Oupeye Foxes | Div 1B    | 10       | 3        | 7         | 0         | 46        | 86         | 9  |

## LILLE WILD SEAGULLS

|          | <u>DIV</u>          | <u>GP</u> | <u>W</u> | <u>L</u> | <u>OL</u> | <u>GF</u> | <u>GA</u> | <u>PTS</u> |    |
|----------|---------------------|-----------|----------|----------|-----------|-----------|-----------|------------|----|
| 2016-17  | Lille Wild Seagulls | 14        | 10       | 4        | 0         | 168       | 73        | 30         |    |
| 2017-18  | Lille Wild Seagulls | 16        | 12       | 4        | 0         | 185       | 81        | 36         |    |
| 2018-19  | Lille Wild Seagulls | Div 1     | 12       | 4        | 8         | 0         | 78        | 116        | 11 |
| 2019-20* | Lille Wild Seagulls | Div 1     | 6        | 3        | 3         | 0         | 42        | 72         | 8  |
| 2021-22  | Lille Wild Seagulls | Div 1B    | 10       | 4        | 6         | 0         | 70        | 113        | 12 |
| 2022-23  | Lille Wild Seagulls | Div 1B    | 10       | 4        | 6         | 0         | 82        | 104        | 12 |

## LUXEMBOURG BLACKSMITHS

|          | <u>DIV</u>             | <u>GP</u> | <u>W</u> | <u>L</u> | <u>OL</u> | <u>GF</u> | <u>GA</u> | <u>PTS</u> |    |
|----------|------------------------|-----------|----------|----------|-----------|-----------|-----------|------------|----|
| 2018-19  | Luxembourg Blacksmiths | Div 2     | 12       | 0        | 12        | 0         | 36        | 154        | 0  |
| 2019-20* | Luxembourg Blacksmiths | Div 2     | 5        | 3        | 2         | 0         | 47        | 34         | 9  |
| 2020-21* | Luxembourg Blacksmiths | Div 1C    | 0        | 0        | 0         | 0         | 0         | 0          | 0  |
| 2021-22  | Luxembourg Blacksmiths | Div 1C    | 8        | 6        | 2         | 0         | 80        | 49         | 17 |
| 2022-23  | Luxembourg Blacksmiths | Div 1B    | 10       | 0        | 10        | 0         | 14        | 127        | 0  |

## MACHELEN MINOTAURS

|          | <u>DIV</u>         | <u>GP</u> | <u>W</u> | <u>L</u> | <u>OL</u> | <u>GF</u> | <u>GA</u> | <u>PTS</u> |    |
|----------|--------------------|-----------|----------|----------|-----------|-----------|-----------|------------|----|
| 2016-17  | Machelen Minotaurs | 14        | 5        | 9        | 0         | 72        | 129       | 15         |    |
| 2017-18  | Machelen Minotaurs | 16        | 4        | 11       | 1         | 98        | 131       | 13         |    |
| 2018-19  | Machelen Minotaurs | Div 2     | 12       | 11       | 1         | 0         | 145       | 65         | 32 |
| 2019-20* | Machelen Minotaurs | Div 1     | 9        | 2        | 7         | 0         | 67        | 113        | 6  |
| 2020-21* | Machelen Minotaurs | Div 1B    | 0        | 0        | 0         | 0         | 0         | 0          | 0  |
| 2021-22  | Machelen Minotaurs | Div 1B    | 10       | 4        | 6         | 0         | 81        | 77         | 12 |
| 2022-23  | Machelen Minotaurs | Div 1B    | 10       | 7        | 3         | 0         | 98        | 71         | 21 |

## NAMUR KNIGHTS

|          | <u>DIV</u>    | <u>GP</u> | <u>W</u> | <u>L</u> | <u>OL</u> | <u>GF</u> | <u>GA</u> | <u>PTS</u> |    |
|----------|---------------|-----------|----------|----------|-----------|-----------|-----------|------------|----|
| 2016-17  | Namur Knights | 14        | 0        | 14       | 0         | 16        | 174       | 0          |    |
| 2017-18  | Namur Knights | 16        | 2        | 14       | 0         | 47        | 197       | 6          |    |
| 2018-19  | Namur Knights | Div 2     | 12       | 3        | 8         | 1         | 85        | 109        | 10 |
| 2019-20* | Namur Knights | Div 2     | 5        | 1        | 3         | 1         | 46        | 62         | 4  |
| 2020-21* | Namur Knights | Div 1C    | 0        | 0        | 0         | 0         | 0         | 0          | 0  |
| 2021-22  | Namur Knights | Div 1C    | 8        | 3        | 4         | 1         | 61        | 59         | 10 |
| 2022-23  | Namur Knights | Div 1C    | 8        | 5        | 3         | 0         | 66        | 53         | 14 |

## DENMARK

### 2005 DANSK LACROSSE LIGA

|                      | <u>GP</u> | <u>W</u> | <u>L</u> | <u>T</u> | <u>GF</u> | <u>GA</u> | <u>PTS</u> |
|----------------------|-----------|----------|----------|----------|-----------|-----------|------------|
| Copenhagen Lacrosse* | 4         | 4        | 0        | 0        | 58        | 3         | 12         |
| Ballerup Bandits     | 4         | 2        | 2        | 0        | 21        | 35        | 6          |
| Bagsværd Renegades   | 4         | 0        | 4        | 0        | 1         | 42        | 0          |

### 2006 DANSK LACROSSE LIGA

|                     | <u>GP</u>               | <u>W</u> | <u>L</u> | <u>T</u> | <u>GF</u> | <u>GA</u> | <u>PTS</u> |
|---------------------|-------------------------|----------|----------|----------|-----------|-----------|------------|
| Copenhagen Lacrosse | <i>season cancelled</i> |          |          |          |           |           |            |
| Ballerup Bandits    | <i>season cancelled</i> |          |          |          |           |           |            |

### 2007 DANSK LACROSSE LIGA

|                         | <u>GP</u> | <u>W</u> | <u>L</u> | <u>T</u> | <u>GF</u> | <u>GA</u> | <u>PTS</u> |
|-------------------------|-----------|----------|----------|----------|-----------|-----------|------------|
| Copenhagen 'A' Lacrosse | 10        | 10       | 0        | 0        | 120       | 26        | 30         |
| Gladsaxe Myrmidons      | 9         | 6        | 3        | 0        | 81        | 39        | 18         |
| Ballerup Bandits        | 9         | 5        | 4        | 0        | 47        | 46        | 15         |
| Amager KFB Raiders      | 10        | 4        | 6        | 0        | 45        | 83        | 12         |
| Aarhus Fremad Lacrosse  | 10        | 3        | 7        | 0        | 46        | 69        | 9          |
| Copenhagen 'B' Lacrosse | 10        | 1        | 9        | 0        | 20        | 96        | 3          |
| Lund/Malmø Lacrosse     | 0         | 0        | 0        | 0        | 0         | 0         | 0          |

### 2008 DANSK LACROSSE LIGA

|                                    | <u>GP</u> | <u>W</u> | <u>L</u> | <u>T</u> | <u>GF</u> | <u>GA</u> | <u>PTS</u> |
|------------------------------------|-----------|----------|----------|----------|-----------|-----------|------------|
| Kløvermarkens Forenede Boldklubber | 6         | 6        | 0        | 0        |           |           | 18         |
| Copenhagen Lacrosse                | 6         | 3        | 3        | 0        |           |           | 9          |
| Aarhus Lacrosse                    | 6         | 0        | 6        | 0        |           |           | 0          |

### 2009 DANSK LACROSSE LIGA

|                                    | <u>GP</u> | <u>W</u> | <u>L</u> | <u>T</u> | <u>GF</u> | <u>GA</u> | <u>PTS</u> |
|------------------------------------|-----------|----------|----------|----------|-----------|-----------|------------|
| Copenhagen Lacrosse*               | 6         | 5        | 1        | 0        | 51        | 17        | 16         |
| Kløvermarkens Forenede Boldklubber | 6         | 5        | 1        | 0        | 39        | 17        | 14         |
| Aarhus Lacrosse                    | 6         | 1        | 4        | 0        | 27        | 50        | 3          |
| Odense Lacrosse                    | 6         | 1        | 4        | 0        | 16        | 49        | 3          |

### 2010 DANSK LACROSSE LIGA

|                                    | <u>GP</u> | <u>W</u> | <u>L</u> | <u>T</u> | <u>GF</u> | <u>GA</u> | <u>PTS</u> |
|------------------------------------|-----------|----------|----------|----------|-----------|-----------|------------|
| Copenhagen Lacrosse                |           |          |          |          |           |           |            |
| Kløvermarkens Forenede Boldklubber |           |          |          |          |           |           |            |
| Aarhus Lacrosse                    |           |          |          |          |           |           |            |
| Odense Lacrosse                    |           |          |          |          |           |           |            |
| Lund Limping Ducks                 |           |          |          |          |           |           |            |
| Dynasty Lacrosse                   |           |          |          |          |           |           |            |

### 2011 DANSK LACROSSE LIGA

|  | <u>GP</u> | <u>W</u> | <u>L</u> | <u>T</u> | <u>GF</u> | <u>GA</u> | <u>PTS</u> |
|--|-----------|----------|----------|----------|-----------|-----------|------------|
| Kløvermarkens Forenede Boldklubber Raiders | 10        | 9        | 1        | 0        | 68        | 18        | 9          |
| Copenhagen Lacrosse                        | 10        | 5        | 5        | 0        | 55        | 34        | 5          |
| Aarhus Tigers                              | 10        | 1        | 9        | 0        | 21        | 82        | 2          |

*Aarhus Tigers forfeited final two games to Copenhagen Lacrosse; recorded as 5-0 wins for Copenhagen*

## 2012 DANSK LACROSSE LIGA

|  | <u>GP</u> | <u>W</u> | <u>L</u> | <u>GF</u> | <u>GA</u> | <u>PTS</u> |
|--|-----------|----------|----------|-----------|-----------|------------|
| Kløvermarkens Forenede Boldklubber Raiders | 6         | 6        | 0        | 71        | 15        | 6          |
| Copenhagen Lacrosse                        | 6         | 2        | 4        | 35        | 40        | 2          |
| Aarhus Tigers                              | 6         | 1        | 5        | 23        | 74        | 1          |

## 2013 DANSK LACROSSE LIGA

|  | <u>GP</u> | <u>W</u> | <u>L</u> | <u>GF</u> | <u>GA</u> | <u>PTS</u> |
|--|-----------|----------|----------|-----------|-----------|------------|
| Copenhagen Lacrosse                        | 8         | 6        | 2        | 52        | 34        | 6          |
| Aarhus Tigers                              | 8         | 3        | 5        | 40        | 57        | 3          |
| Kløvermarkens Forenede Boldklubber Raiders | 8         | 2        | 6        | 30        | 41        | 2          |

*KFB Raiders forfeited two games on May 25, 2013 to Copenhagen and Aarhus; recorded as 5-0 wins*

*Aarhus Tigers and KFB Raiders forfeited final two games on October 5, 2013 recorded as 5-0 wins for Copenhagen and 0-0 double forfeit in their head-to-head match*



## FINLAND

### 2014 SUOMEN BOXLACROSSE-LIIGA

|                          | <u>GP</u> | <u>W</u> | <u>L</u> | <u>T</u> | <u>GF</u> | <u>GA</u> | <u>PTS</u> |
|--------------------------|-----------|----------|----------|----------|-----------|-----------|------------|
| <b>POHJOINEN – NORTH</b> |           |          |          |          |           |           |            |
| Lahti BoxMonkeys         | 4         | 4        | 0        | 0        | 59        | 11        | 8          |
| Sons of Odin             | 4         | 2        | 2        | 0        | 68        | 29        | 4          |
| Oulu Saints              | 4         | 0        | 4        | 0        | 3         | 90        | 0          |
| <b>ETELÄ – SOUTH</b>     |           |          |          |          |           |           |            |
| Turku Titans*            | 4         | 4        | 0        | 0        | 64        | 6         | 8          |
| Uusimaa Capitals         | 4         | 1        | 3        | 0        | 10        | 36        | 2          |
| LTU                      | 4         | 1        | 3        | 0        | 12        | 44        | 2          |

#### PLAYOFFS

Uusimaa Capitals defeated Oulu Saints 25-3

Sons of Odin defeated LTU 7-6

Lahti BoxMonkeys defeated Uusimaa Capitals 11-5

Turku Titans defeated Sons of Odin 15-7

#### BRONZE

Uusimaa Capitals defeated Sons of Odin 14-5

#### CHAMPIONSHIP

Turku Titans defeated Lahti BoxMonkeys 5-4 OT

### 2018 SUOMEN KENTTÄ LACROSSE-LIIGA (FIELD)

|                 | <u>GP</u> | <u>W</u> | <u>L</u> | <u>T</u> | <u>GF</u> | <u>GA</u> | <u>PTS</u> |
|-----------------|-----------|----------|----------|----------|-----------|-----------|------------|
| Turku Titans    |           |          |          |          |           |           |            |
| Helsinki Chiefs |           |          |          |          |           |           |            |
| Lahti Predators |           |          |          |          |           |           |            |

**2019 SUOMEN BOXLACROSSE-LIIGA**

|                       | <u>GP</u> | <u>W</u> | <u>L</u> | <u>T</u> | <u>GF</u> | <u>GA</u> | <u>PTS</u> |
|-----------------------|-----------|----------|----------|----------|-----------|-----------|------------|
| Lacrosse Turku United |           |          |          |          |           |           |            |
| Turku Titans          |           |          |          |          |           |           |            |
| Lahti Boxmonkeys      |           |          |          |          |           |           |            |

**2020 SOUMEN MIESTEN SM-SARJA (BOX / FIELD)**

| CHAMPIONSHIP SERIES – COMBINED | <u>GP</u> | <u>W</u> | <u>L</u> | <u>T</u> | <u>GF</u> | <u>GA</u> | <u>PTS</u> |
|--------------------------------|-----------|----------|----------|----------|-----------|-----------|------------|
| Lacrosse Turku United          | 16        | 8        | 7        | 1        | 70        | 79        | 17         |
| Lahti Predators                | 16        | 7        | 7        | 2        | 68        | 67        | 16         |
| Helsinki Chiefs                | 16        | 7        | 8        | 1        | 75        | 67        | 15         |

*12 games were played as field lacrosse; 12 games played as box lacrosse*

| CHAMPIONSHIP SERIES – BOX | <u>GP</u> | <u>W</u> | <u>L</u> | <u>T</u> | <u>GF</u> | <u>GA</u> | <u>PTS</u> |
|---------------------------|-----------|----------|----------|----------|-----------|-----------|------------|
| Helsinki Chiefs           | 8         | 4        | 3        | 1        | 51        | 43        | 9          |
| Lacrosse Turku United     | 8         | 4        | 4        | 0        | 41        | 49        | 8          |
| Lahti Predators           | 8         | 3        | 4        | 1        | 41        | 41        | 7          |

| CHAMPIONSHIP SERIES – FIELD | <u>GP</u> | <u>W</u> | <u>L</u> | <u>T</u> | <u>GF</u> | <u>GA</u> | <u>PTS</u> |
|-----------------------------|-----------|----------|----------|----------|-----------|-----------|------------|
| Lacrosse Turku United       | 8         | 4        | 3        | 1        | 29        | 30        | 9          |
| Lahti Predators             | 8         | 4        | 3        | 1        | 27        | 26        | 9          |
| Helsinki Chiefs             | 8         | 3        | 5        | 0        | 24        | 24        | 6          |

**2021 SOUMEN MIESTEN SM-SARJA (BOX / FIELD)**

| CHAMPIONSHIP SERIES – BOX | <u>GP</u> | <u>W</u> | <u>L</u> | <u>T</u> | <u>GF</u> | <u>GA</u> | <u>PTS</u> |
|---------------------------|-----------|----------|----------|----------|-----------|-----------|------------|
| Helsinki Chiefs           | 1         | 1        | 0        | 0        | 12        | 11        | 2          |
| Turku Titans              | 1         | 0        | 1        | 0        | 11        | 12        | 0          |

| CHAMPIONSHIP SERIES – FIELD | <u>GP</u> | <u>W</u> | <u>L</u> | <u>T</u> | <u>GF</u> | <u>GA</u> | <u>PTS</u> |
|-----------------------------|-----------|----------|----------|----------|-----------|-----------|------------|
| Helsinki Chiefs             | 1         | 1        | 0        | 0        | 12        | 4         | 2          |
| Turku Titans                | 1         | 0        | 1        | 0        | 4         | 12        | 0          |



## IRISH LACROSSE LEAGUE

### 2009-10 IRISH LACROSSE LEAGUE

|                                       | <u>GP</u> | <u>W</u> | <u>L</u> | <u>T</u> | <u>GF</u> | <u>GA</u> | <u>PTS</u> |
|---------------------------------------|-----------|----------|----------|----------|-----------|-----------|------------|
| University College Dublin Lacrosse    | 8         | 7        | 1        | 0        | 67        | 19        | 21         |
| Dublin Lacrosse Club                  | 8         | 6        | 2        | 0        | 72        | 23        | 19         |
| National University of Ireland Galway | 8         | 2        | 6        | 0        | 18        | 57        | 6          |
| Trinity College Dublin / Queens       | 8         | 1        | 7        | 0        | 8         | 66        | 4          |

### 2010-11 IRISH LACROSSE LEAGUE

|                                       | <u>GP</u> | <u>W</u> | <u>L</u> | <u>T</u> | <u>GF</u> | <u>GA</u> | <u>PTS</u> |
|---------------------------------------|-----------|----------|----------|----------|-----------|-----------|------------|
| University College Dublin Lacrosse    | 8         | 6        | 1        | 1        | 52        | 20        | 27         |
| Dublin Bay Prawns                     | 8         | 5        | 1        | 2        | 42        | 22        | 25         |
| Dublin Lacrosse Club                  | 8         | 5        | 3        | 0        | 52        | 27        | 22         |
| National University of Ireland Galway | 8         | 1        | 6        | 1        | 13        | 50        | 7          |
| Trinity and Queens                    | 8         | 1        | 7        | 0        | 9         | 50        | 5          |

### 2011-12 IRISH LACROSSE LEAGUE

|                                       | <u>GP</u> | <u>W</u> | <u>L</u> | <u>T</u> | <u>GF</u> | <u>GA</u> | <u>PTS</u> |
|---------------------------------------|-----------|----------|----------|----------|-----------|-----------|------------|
| Dublin Bay Prawns                     | 7         | 5        | 2        | 0        | 30        | 16        | 22         |
| National University of Ireland Galway | 7         | 3        | 3        | 1        | 24        | 30        | 15         |
| University College Dublin Lacrosse    | 7         | 2        | 3        | 2        | 24        | 23        | 13         |
| Dublin Lacrosse Club                  | 7         | 2        | 4        | 1        | 25        | 34        | 11         |
| Queens                                | 0         | 0        | 0        | 0        | 0         | 0         | 0          |

### 2012-13 IRISH LACROSSE LEAGUE

|                                       | <u>GP</u> | <u>W</u> | <u>L</u> | <u>T</u> | <u>GF</u> | <u>GA</u> | <u>PTS</u> |
|---------------------------------------|-----------|----------|----------|----------|-----------|-----------|------------|
| University College Dublin Lacrosse    | 6         | 5        | 1        | 0        |           |           | 21         |
| Dublin Bay Prawns                     | 6         | 4        | 2        | 0        |           |           | 17         |
| Dublin Avengers LC                    | 6         | 3        | 3        | 0        |           |           | 13         |
| National University of Ireland Galway | 6         | 0        | 6        | 0        |           |           | 1          |

### 2013-14 IRISH LACROSSE LEAGUE

|                                       | <u>GP</u> | <u>W</u> | <u>L</u> | <u>T</u> | <u>GF</u> | <u>GA</u> | <u>PTS</u> |
|---------------------------------------|-----------|----------|----------|----------|-----------|-----------|------------|
| Dublin Avengers LC                    | 6         | 5        | 1        | 0        |           |           | 21         |
| University College Dublin Lacrosse    | 6         | 5        | 1        | 0        |           |           | 21         |
| Dublin Bay Prawns                     | 5         | 1        | 4        | 0        |           |           | 7          |
| National University of Ireland Galway | 5         | 0        | 5        | 0        |           |           | 1          |

### 2015 IRISH LACROSSE LEAGUE

|                                       | <u>GP</u> | <u>W</u> | <u>L</u> | <u>T</u> | <u>GF</u> | <u>GA</u> | <u>PTS</u> |
|---------------------------------------|-----------|----------|----------|----------|-----------|-----------|------------|
| Dublin Bay Prawns                     | 4         | 4        | 0        | 0        | 25        | 13        | 16         |
| University College Dublin Lacrosse    | 4         | 3        | 1        | 0        | 37        | 12        | 13         |
| National University of Ireland Galway | 4         | 1        | 3        | 0        | 30        | 32        | 6          |
| Dublin Avengers LC                    | 4         | 2        | 2        | 0        | 29        | 18        | 5          |
| Queens University Belfast             | 4         | 0        | 4        | 0        | 7         | 53        | 4          |

### 2016 IRISH LACROSSE LEAGUE

|                                       | <u>GP</u> | <u>W</u> | <u>L</u> | <u>T</u> | <u>GF</u> | <u>GA</u> | <u>PTS</u> |
|---------------------------------------|-----------|----------|----------|----------|-----------|-----------|------------|
| Dublin Lacrosse Club                  | 4         | 4        | 0        | 0        |           |           | 16         |
| Dublin Bay Prawns                     | 4         | 3        | 1        | 0        |           |           | 12         |
| University College Dublin Lacrosse    | 4         | 2        | 2        | 0        |           |           | 8          |
| National University of Ireland Galway | 4         | 0        | 3        | 1        |           |           | 2          |
| Queens University Belfast             | 4         | 0        | 3        | 1        |           |           | 2          |



## NATIONAL INDOOR LACROSSE LEAGUE (IRELAND)

### 2011-12 NATIONAL INDOOR LACROSSE LEAGUE

|                      | <u>GP</u> | <u>W</u> | <u>L</u> | <u>T</u> | <u>GF</u> | <u>GA</u> | <u>PTS</u> |
|----------------------|-----------|----------|----------|----------|-----------|-----------|------------|
| Dublin DarkSide      | 10        | 5        | 1        | 4        | 65        | 59        | 19         |
| Dublin StormTroopers | 10        | 4        | 2        | 4        | 67        | 58        | 16         |
| Dublin Thunder       | 10        | 1        | 7        | 2        | 61        | 76        | 5          |

### 2012-13 NATIONAL INDOOR LACROSSE LEAGUE


|                      | <u>GP</u> | <u>W</u> | <u>L</u> | <u>T</u> | <u>GF</u> | <u>GA</u> | <u>PTS</u> |
|----------------------|-----------|----------|----------|----------|-----------|-----------|------------|
| Dublin StormTroopers | 16        | 9        | 6        | 1        |           |           | 28         |
| Dublin DarkSide      | 16        | 7        | 7        | 2        |           |           | 23         |
| Dublin Thunder       | 16        | 6        | 9        | 1        |           |           | 19         |

### 2013-14 NATIONAL INDOOR LACROSSE LEAGUE

|                      | <u>GP</u> | <u>W</u> | <u>L</u> | <u>T</u> | <u>GF</u> | <u>GA</u> | <u>PTS</u> |
|----------------------|-----------|----------|----------|----------|-----------|-----------|------------|
| Dublin Thunder       | 10        | 8        | 1        | 1        |           |           | 25         |
| Dublin StormTroopers | 10        | 5        | 4        | 1        |           |           | 16         |
| Dublin DarkSide      | 10        | 1        | 9        | 0        |           |           | 3          |

### 2014-15 NATIONAL INDOOR LACROSSE LEAGUE

|                      | <u>GP</u> | <u>W</u> | <u>L</u> | <u>T</u> | <u>GF</u> | <u>GA</u> | <u>PTS</u> |
|----------------------|-----------|----------|----------|----------|-----------|-----------|------------|
| Dublin DarkSide      | 12        | 7        | 4        | 1        |           |           | 22         |
| Dublin StormTroopers | 12        | 6        | 4        | 2        |           |           | 20         |
| Dublin Thunder       | 12        | 3        | 8        | 1        |           |           | 10         |



**ISRAEL PREMIER LACROSSE LEAGUE****2015-2017**

|           |                             |                         |
|-----------|-----------------------------|-------------------------|
| 2015-2017 | Ashkelon Lacrosse Club      | <i>league disbanded</i> |
| 2015-2017 | Barak Netanya Lacrosse Club | <i>league disbanded</i> |
| 2015-2017 | Haifa Lacrosse Club         | <i>league disbanded</i> |
| 2015-2015 | Tel Aviv Lacrosse Club      | <i>folded</i>           |
| 2016-2017 | Ashdod Lacrosse Club        | <i>league disbanded</i> |
| 2016-2017 | Be'er Sheva Lacrosse Club   | <i>league disbanded</i> |
| 2016-2017 | Kiryat Gat Lacrosse Club    | <i>league disbanded</i> |
| 2017-2017 | Herzliya Lacrosse Club      | <i>league disbanded</i> |
| 2017-2017 | Sderot Lacrosse Club        | <i>league disbanded</i> |

**ISRAEL LACROSSE LEAGUE****2020-2020**

|           |                      |                             |
|-----------|----------------------|-----------------------------|
| 2020-2020 | Ashkelon A-Squad     | <i>suspended operations</i> |
| 2020-2020 | Be'er Sheva Camels   | <i>suspended operations</i> |
| 2020-2020 | Herzliya Stars       | <i>suspended operations</i> |
| 2020-2020 | Netanya Bolts        | <i>suspended operations</i> |
| 2020-2020 | Sha'ar HaNegev Seals | <i>suspended operations</i> |

**2015 ISRAEL PREMIER LACROSSE LEAGUE**

|                              | <u>GP</u> | <u>W</u> | <u>L</u> | <u>GF</u> | <u>GA</u> |
|------------------------------|-----------|----------|----------|-----------|-----------|
| Barak Netanya Lacrosse Club* | 8         | 6        | 2        | 76        | 57        |
| Haifa Lacrosse Club          | 8         | 6        | 2        | 60        | 53        |
| Ashkelon Lacrosse Club       | 8         | 3        | 5        | 65        | 70        |
| Tel Aviv Lacrosse Club       | 8         | 1        | 7        | 55        | 76        |

**PLAYOFFS**

Ashkelon defeated Tel Aviv 13-8 in consolation game

**IPLL CHAMPIONSHIP**

Barak Netanya defeated Haifa 12-7

**2016 ISRAEL PREMIER LACROSSE LEAGUE**

|                             | <u>GP</u> | <u>W</u> | <u>L</u> | <u>GF</u> | <u>GA</u> |
|-----------------------------|-----------|----------|----------|-----------|-----------|
| Be'er Sheva Lacrosse Club*  | 5         | 4        | 1        | 43        | 36        |
| Haifa Lacrosse Club         | 5         | 4        | 1        | 49        | 12        |
| Ashdod Lacrosse Club        | 5         | 3        | 2        | 36        | 31        |
| Ashkelon Lacrosse Club      | 5         | 3        | 2        | 33        | 36        |
| Barak Netanya Lacrosse Club | 5         | 1        | 4        | 29        | 52        |
| Kiryat Gat Lacrosse Club    | 5         | 0        | 5        | 27        | 50        |

**QUARTER-FINALS**

Kiryat Gat defeated Ashdod 10-4

Ashkelon defeated Barak Netanya 11-9

**SEMI-FINALS**

Be'er Sheva defeated Ashkelon 14-7

Haifa defeated Kiryat Gat 11-3

**CONSOLATION**

Ashkelon defeated Kiryat Gat 13-4

Ashdod defeated Barak Netanya 12-7

**IPLL CHAMPIONSHIP**

Be'er Sheva defeated Haifa 11-10 OT

### 2017 ISRAEL PREMIER LACROSSE LEAGUE

|                             | <u>GP</u> | <u>W</u> | <u>L</u> | <u>GF</u> | <u>GA</u> |
|-----------------------------|-----------|----------|----------|-----------|-----------|
| Be'er Sheva Lacrosse Club*  | 6         | 5        | 1        | 64        | 55        |
| Ashkelon Lacrosse Club      | 6         | 4        | 2        | 63        | 60        |
| Haifa Lacrosse Club         | 6         | 4        | 2        | 53        | 53        |
| Sderot Lacrosse Club        | 6         | 3        | 3        | 54        | 54        |
| Barak Netanya Lacrosse Club | 6         | 4        | 2        | 57        | 48        |
| Herzliya Lacrosse Club      | 6         | 3        | 3        | 62        | 51        |
| Ashdod Lacrosse Club        | 6         | 1        | 5        | 51        | 60        |
| Kiryat Gat Lacrosse Club    | 6         | 0        | 6        | 38        | 61        |

#### SEVENTH-PLACE

Kiryat Gat defeated Ashdod 8-4

#### FIFTH-PLACE

Barak Netanya defeated Herzliya 10-6

#### THIRD-PLACE

Haifa defeated Sderot 10-5

#### IPLL CHAMPIONSHIP

Be'er Sheva defeated Ashkelon 13-9

### 2020 ISRAEL LACROSSE LEAGUE

|                      | <u>GP</u> | <u>W</u> | <u>L</u> | <u>GF</u> | <u>GA</u> | <u>PTS</u> |
|----------------------|-----------|----------|----------|-----------|-----------|------------|
| Herzliya Stars       | 6         | 6        | 0        | 68        | 38        | 6          |
| Sha'ar HaNegev Seals | 8         | 6        | 2        | 69        | 55        | 6          |
| Ashkelon A-Squad     | 7         | 2        | 5        | 49        | 64        | 2          |
| Netanya Bolts        | 4         | 1        | 3        | 30        | 37        | 1          |
| Be'er Sheva Camels   | 7         | 1        | 6        | 47        | 69        | 1          |

*Israel Lacrosse League season cancelled on March 13, 2020 due to the COVID-19 coronavirus pandemic*

### ISRAEL PREMIER LACROSSE LEAGUE CHAMPIONSHIP

|      | <u>Champion</u>      | <u>Finalist</u> |
|------|----------------------|-----------------|
| 2015 | <b>Barak Netanya</b> | Haifa           |
| 2016 | <b>Be'er Sheva</b>   | Haifa           |
| 2017 | <b>Be'er Sheva</b>   | Ashkelon        |

### ISRAEL LACROSSE LEAGUE CHAMPIONSHIP

|      | <u>Champion</u>    | <u>Finalist</u> |
|------|--------------------|-----------------|
| 2020 | <i>no decision</i> |                 |



## NORWAY

### 2015 NORGES AMERIKANSKE IDRETTERS FORBUND – LACROSSE

| KRISTIANSAND PLACEMENT GROUP | <u>GP</u> | <u>W</u> | <u>L</u> | <u>T</u> | <u>GF</u> | <u>GA</u> | <u>PTS</u> |
|------------------------------|-----------|----------|----------|----------|-----------|-----------|------------|
| Trondheim NTNUI Lacrosse     | 3         | 3        | 0        | 0        | 20        | 2         |            |
| Grimstad GSI Grizzlies       | 3         | 2        | 1        | 0        | 13        | 7         |            |
| Kristiansand UiA Studs       | 3         | 1        | 2        | 0        | 9         | 10        |            |
| Stavanger UiSI Redhawks      | 3         | 0        | 3        | 0        | 0         | 23        |            |

| BERGEN PLACEMENT GROUP                   | <u>GP</u> | <u>W</u> | <u>L</u> | <u>T</u> | <u>GF</u> | <u>GA</u> | <u>PTS</u> |
|--|-----------|----------|----------|----------|-----------|-----------|------------|
| Oslo Legends                             | 4         | 4        | 0        | 0        | 27        | 3         |            |
| Bergen Bedriftøkonomisk Institutt Chiefs | 4         | 3        | 1        | 0        | 13        | 14        |            |
| Oslo Bedriftøkonomisk Institutt Lions    | 4         | 2        | 2        | 0        | 18        | 13        |            |
| Høgskolen i Oslo og Akershus Kings       | 4         | 1        | 3        | 0        | 10        | 20        |            |
| Bergen NHHI Norsemen                     | 4         | 0        | 4        | 0        | 3         | 21        |            |

#### PLACEMENT ROUND

HiOA Kings defeated Oslo BI Lions 5-3

HiOA Kings defeated Kristiansand UiA Studs 4-3

Kristiansand UiA Studs defeated Oslo BI Lions 3-0

#### SEMI-FINALS

Oslo Legends defeated Grimstad GSI Grizzlies 10-9

Trondheim NTNUI Lacrosse defeated Bergen BI Chiefs 16-9

#### THIRD-PLACE BRONZE

Bergen BI Chiefs defeated Grimstad GSI Grizzlies 8-7

#### CHAMPIONSHIP

Oslo Legends defeated Trondheim NTNUI Lacrosse 8-5

### 2016 NORGES AMERIKANSKE IDRETTERS FORBUND – LACROSSE

| GRIMSTAD PLACEMENT GROUP                 | <u>GP</u> | <u>W</u> | <u>L</u> | <u>T</u> | <u>GF</u> | <u>GA</u> | <u>PTS</u> |
|--|-----------|----------|----------|----------|-----------|-----------|------------|
| Oslo Legends                             | 3         | 3        | 0        | 0        | 53        | 7         |            |
| Trondheim NTNUI Lacrosse                 | 3         | 2        | 1        | 0        | 29        | 19        |            |
| Grimstad GSI Grizzlies                   | 3         | 1        | 2        | 0        | 13        | 35        |            |
| Bergen Bedriftøkonomisk Institutt Chiefs | 3         | 0        | 3        | 0        | 6         | 40        |            |

| BERGEN PLACEMENT GROUP                | <u>GP</u> | <u>W</u> | <u>L</u> | <u>T</u> | <u>GF</u> | <u>GA</u> | <u>PTS</u> |
|---------------------------------------|-----------|----------|----------|----------|-----------|-----------|------------|
| Høgskolen i Oslo og Akershus Kings    | 4         | 4        | 0        | 0        | 33        | 5         |            |
| Oslo Bedriftøkonomisk Institutt Lions | 4         | 3        | 1        | 0        | 21        | 8         |            |
| Kristiansand UiA Studs                | 4         | 2        | 2        | 0        | 19        | 7         |            |
| Bergen NHHI Norsemen                  | 4         | 1        | 3        | 0        | 18        | 19        |            |
| Stavanger UiSI Redhawks               | 4         | 0        | 4        | 0        | 2         | 54        |            |

#### PLACEMENT

Grimstad GSI Grizzlies defeated Bergen NHHI Norsemen 19-3

#### SEMI-FINALS

Oslo Legends defeated HiOA Kings 8-5

Trondheim NTNUI Lacrosse defeated Oslo BI Lions 7-1

#### THIRD-PLACE BRONZE

HiOA Kings defeated Oslo BI Lions 4-3

#### CHAMPIONSHIP

Oslo Legends defeated Trondheim NTNUI Lacrosse 10-8

**2017 NORGES AMERIKANSKE IDRETTTERS FORBUND – LACROSSE**

|  | <u>GP</u> | <u>W</u> | <u>L</u> | <u>T</u> | <u>GF</u> | <u>GA</u> | <u>PTS</u> |
|--|-----------|----------|----------|----------|-----------|-----------|------------|
| Oslo Lacrosse                            | 8         | 8        | 0        | 0        | 131       | 14        |            |
| Høgskolen i Oslo og Akershus Kings       | 8         | 7        | 1        | 0        | 74        | 38        |            |
| Trondheim NTNUI Lacrosse                 | 8         | 6        | 2        | 0        | 60        | 46        |            |
| Oslo Bedriftøkonomisk Institutt Lions    | 8         | 5        | 3        | 0        | 60        | 47        |            |
| Kristiansand UiA Studs                   | 8         | 4        | 4        | 0        | 64        | 35        |            |
| Grimstad GSI Grizzlies                   | 8         | 3        | 5        | 0        | 63        | 54        |            |
| Bergen NHHI Norsemen                     | 8         | 2        | 6        | 0        | 37        | 75        |            |
| Bergen Bedriftøkonomisk Institutt Chiefs | 8         | 1        | 7        | 0        | 24        | 98        |            |
| Stavanger UiSI Hawks                     | 8         | 0        | 8        | 0        | 6         | 112       |            |

*Bergen NHHI Norsemen forfeited game 10-0 to Oslo Lacrosse*

*Bergen NHHI Norsemen d forfeited game 10-0 to Høgskolen i Oslo og Akershus Kings*

*Bergen Bedriftøkonomisk Institutt Chiefs forfeited game 10-0 to Trondheim NTNUI Lacrosse*

*Bergen Bedriftøkonomisk Institutt Chiefs forfeited game 10-0 to Grimstad GSI Grizzlies*

*Bergen Bedriftøkonomisk Institutt Chiefs forfeited game 10-0 to Kristiansand UiA Studs*

*Stavanger UiSI Hawks forfeited game 10-0 to Trondheim NTNUI Lacrosse*

*Stavanger UiSI Hawks forfeited game 10-0 to Bergen Bedriftøkonomisk Institutt Chiefs*

*Stavanger UiSI Hawks forfeited game 10-0 to Oslo Bedriftøkonomisk Institutt Lions*

**2018 NORGES AMERIKANSKE IDRETTTERS FORBUND – LACROSSE****NM-PLAYOFFS**

Oslo Lacrosse

Trondheim NTNUI Lacrosse

Oslo Bedriftøkonomisk Institutt Lions

Bergen Bedriftøkonomisk Institutt Chiefs

Oslo Christiania Lacrosse

Grimstad GSI Grizzlies

Bergen NHHI Norsemen

Kristiansand UiA Studs

**2019 NORGES AMERIKANSKE IDRETTTERS FORBUND – LACROSSE****NM-PLAYOFFS**

Oslo BI Lions defeated Bergen BI Chiefs 14-3

Oslo Christiania Lacrosse defeated OsloMet Kings 7-6

Oslo Lacrosse defeated Kristiansand UiA Studs 18-1

Grimstad GSI Grizzlies defeated Trondheim NTNUI Lacrosse 7-6 OT

**SEMI-FINALS**

Oslo BI Lions defeated Oslo Christiania Lacrosse 12-3

Oslo Lacrosse defeated Grimstad GSI Grizzlies 18-1

**THIRD-PLACE BRONZE**

Oslo Christiania Lacrosse defeated Grimstad GSI Grizzlies 11-1

**CHAMPIONSHIP**

Oslo Lacrosse defeated Oslo BI Lions 7-4

**2019-20 NORGES AMERIKANSKE IDRETTERS FORBUND – LACROSSE**

| ELITESERIEN                              | <u>GP</u> | <u>W</u> | <u>L</u> | <u>T</u> | <u>GF</u> | <u>GA</u> | <u>PTS</u> |
|--|-----------|----------|----------|----------|-----------|-----------|------------|
| Oslo Lacrosse*                           | 3         | 3        | 0        | 0        | 34        | 6         | 3          |
| Oslo Bedriftøkonomisk Institutt Lions    | 3         | 2        | 1        | 0        | 17        | 8         | 2          |
| Oslo Christiania Lacrosse                | 3         | 1        | 2        | 0        | 10        | 19        | 1          |
| OsloMet Kings                            | 3         | 0        | 3        | 0        | 9         | 37        | 0          |
| DIVISION ONE – GROUP A                   | <u>GP</u> | <u>W</u> | <u>L</u> | <u>T</u> | <u>GF</u> | <u>GA</u> | <u>PTS</u> |
| Kristiansand UiA Studs                   | 4         | 3        | 1        | 0        | 40        | 15        | 3          |
| Oslo Bedriftøkonomisk Institutt Lions 2  | 4         | 3        | 1        | 0        | 23        | 13        | 3          |
| Trondheim NTNUI Lacrosse                 | 4         | 3        | 1        | 0        | 23        | 16        | 3          |
| Bergen Studentidrettslag Owls Lacrosse   | 4         | 1        | 3        | 0        | 8         | 22        | 1          |
| Bergen NHHI Norsemen                     | 4         | 0        | 4        | 0        | 6         | 34        | 0          |
| DIVISION ONE – GROUP B                   | <u>GP</u> | <u>W</u> | <u>L</u> | <u>T</u> | <u>GF</u> | <u>GA</u> | <u>PTS</u> |
| Bergen Bedriftøkonomisk Institutt Chiefs | 3         | 3        | 0        | 0        | 36        | 17        | 3          |
| Stavanger UiSI Hawks                     | 3         | 2        | 1        | 0        | 28        | 17        | 2          |
| Bergen Juridisk Lacrosse Club Wolves     | 3         | 1        | 2        | 0        | 19        | 15        | 1          |
| Grimstad GSI Grizzlies                   | 3         | 0        | 3        | 0        | 10        | 44        | 0          |

**2021-22 NORGES AMERIKANSKE IDRETTERS FORBUND – LACROSSE**

| AUTUMN SERIES                             |           |          |          |          |           |           |            |
|---|-----------|----------|----------|----------|-----------|-----------|------------|
| GROUP A                                   | <u>GP</u> | <u>W</u> | <u>L</u> | <u>T</u> | <u>GF</u> | <u>GA</u> | <u>PTS</u> |
| Oslo Lacrosse                             | 5         | 5        | 0        | 0        | 72        | 2         | 5          |
| Kristiansand Christianssand Lacrosse Club | 5         | 4        | 1        | 0        | 44        | 11        | 4          |
| OsloMet Kings                             | 5         | 3        | 2        | 0        | 34        | 20        | 3          |
| Grimstad GSI Grizzlies                    | 5         | 2        | 3        | 0        | 18        | 63        | 2          |
| Kristiansand UiA Studs                    | 5         | 1        | 4        | 0        | 15        | 37        | 1          |
| Bergen Studentidrettslag Owls Lacrosse    | 5         | 0        | 5        | 0        | 0         | 50        | 0          |
| GROUP B                                   | <u>GP</u> | <u>W</u> | <u>L</u> | <u>T</u> | <u>GF</u> | <u>GA</u> | <u>PTS</u> |
| Saints Lacrosse                           | 4         | 4        | 0        | 0        | 71        | 1         | 4          |
| Trondheim NTNUI Lacrosse                  | 4         | 3        | 1        | 0        | 24        | 32        | 3          |
| Oslo Bedriftøkonomisk Institutt Lions     | 4         | 2        | 2        | 0        | 15        | 27        | 2          |
| Bergen Juridisk Lacrosse Club Wolves      | 4         | 1        | 3        | 0        | 7         | 27        | 1          |
| Bergen Bedriftøkonomisk Institutt Chiefs  | 4         | 0        | 4        | 0        | 15        | 45        | 0          |
| SPRING SERIES                             |           |          |          |          |           |           |            |
| ELITESERIEN                               | <u>GP</u> | <u>W</u> | <u>L</u> | <u>T</u> | <u>GF</u> | <u>GA</u> | <u>PTS</u> |
| Oslo Lacrosse                             | 5         | 5        | 0        | 0        | 59        | 7         | 5          |
| Saints Lacrosse                           | 5         | 4        | 1        | 0        | 55        | 10        | 4          |
| Kristiansand Christianssand Lacrosse Club | 5         | 3        | 2        | 0        | 21        | 24        | 3          |
| Trondheim NTNUI Lacrosse                  | 5         | 2        | 3        | 0        | 17        | 50        | 2          |
| OsloMet Kings                             | 5         | 1        | 4        | 0        | 22        | 38        | 1          |
| Oslo Bedriftøkonomisk Institutt Lions     | 5         | 0        | 5        | 0        | 8         | 53        | 0          |
| DIVISION ONE                              | <u>GP</u> | <u>W</u> | <u>L</u> | <u>T</u> | <u>GF</u> | <u>GA</u> | <u>PTS</u> |
| Grimstad GSI Grizzlies                    | 3         | 3        | 0        | 0        | 23        | 1         | 3          |
| Bergen Studentidrettslag Owls Lacrosse    | 3         | 2        | 1        | 0        | 16        | 10        | 2          |
| Kristiansand UiA Studs                    | 3         | 1        | 2        | 0        | 15        | 13        | 1          |
| Bergen Bedriftøkonomisk Institutt Chiefs  | 3         | 0        | 3        | 0        | 0         | 30        | 0          |

## 2022-23 NORGES AMERIKANSKE IDRETTERS FORBUND – LACROSSE

| ELITESERIEN              | <u>GP</u> | <u>W</u> | <u>L</u> | <u>T</u> | <u>GF</u> | <u>GA</u> | <u>PTS</u> |
|--------------------------|-----------|----------|----------|----------|-----------|-----------|------------|
| Saints Lacrosse          | 3         | 3        | 0        | 0        | 43        | 15        | 3          |
| Oslo Lacrosse            | 3         | 2        | 1        | 0        | 29        | 13        | 2          |
| OsloMet Kings            | 3         | 1        | 2        | 0        | 22        | 30        | 1          |
| Trondheim NTNUI Lacrosse | 3         | 0        | 3        | 0        | 5         | 41        | 0          |

| NM-SERIES                                | <u>GP</u> | <u>W</u> | <u>L</u> | <u>T</u> | <u>GF</u> | <u>GA</u> | <u>PTS</u> |
|--|-----------|----------|----------|----------|-----------|-----------|------------|
| Saints Lacrosse                          | 2         | 2        | 0        | 0        | 16        | 3         | 2          |
| Oslo Lacrosse                            | 2         | 1        | 1        | 0        | 14        | 5         | 2          |
| Trondheim NTNUI Lacrosse                 | 1         | 1        | 0        | 0        | 8         | 0         | 1          |
| Oslo Bedriftøkonomisk Institutt Lions    | 1         | 1        | 0        | 0        | 7         | 6         | 1          |
| Bergen Studentidrettslag Owls Lacrosse   | 2         | 1        | 1        | 0        | 10        | 8         | 1          |
| OsloMet Kings                            | 2         | 0        | 2        | 0        | 3         | 25        | 0          |
| Bergen Bedriftøkonomisk Institutt Chiefs | 2         | 0        | 2        | 0        | 1         | 12        | 0          |

### PLAYOFFS

Oslo BI Lions defeated Trondheim NTNUI Lacrosse by default 0-0

OsloMet Kings defeated Bergen SI Owls Lacrosse 10-1

### SEMI-FINALS

Oslo Lacrosse defeated OsloMet Kings 11-5

Saints Lacrosse defeated Oslo BI Lions 12-2

### THIRD-PLACE BRONZE

OsloMet Kings defeated Oslo BI Lions 10-2

### CHAMPIONSHIP

Saints Lacrosse defeated Oslo Lacrosse 5-4

## NORWAY CHAMPIONSHIP

|         | <u>Champion</u>                    | <u>Finalist</u>          | <u>Venue(s)</u>             |
|---------|------------------------------------|--------------------------|-----------------------------|
| 2007    | <b>Oslo Lacrosse / BI Lacrosse</b> | NHH Lacrosse             | <i>Hemingbanen, Oslo</i>    |
| 2008    | <b>Oslo Lacrosse</b>               | NHH Lacrosse             | <i>Røa Kunstgress, Oslo</i> |
| 2015    | <b>Oslo Legends</b>                | Trondheim NTNUI Lacrosse |                             |
| 2016    | <b>Oslo Legends</b>                | Trondheim NTNUI Lacrosse |                             |
| 2017    | <b>Oslo Lacrosse</b>               |                          |                             |
| 2018    | <b>Oslo Lacrosse</b>               |                          |                             |
| 2019    | <b>Oslo Lacrosse</b>               | Oslo BI Lions            | <i>Ferd &amp; Frogner</i>   |
| 2019-20 | <b>Oslo Lacrosse</b>               |                          |                             |
| 2020-21 | <i>no decision</i>                 |                          |                             |
| 2021-22 | <b>Oslo Lacrosse</b>               |                          |                             |
| 2022-23 | <b>Saints Lacrosse</b>             | Oslo Lacrosse            |                             |



## POLAND – FIELD LACROSSE

### 2009 POLISH FIELD LACROSSE CHAMPIONSHIP

|                    | <u>GP</u> | <u>W</u> | <u>L</u> | <u>GF</u> | <u>GA</u> | <u>PTS</u> |
|--------------------|-----------|----------|----------|-----------|-----------|------------|
| Poznań Hussars     | 2         | 2        | 0        | 16        | 5         | 6          |
| Kosynierzy Wrocław | 2         | 1        | 1        | 10        | 12        | 3          |
| Grom Warszawa      | 2         | 0        | 2        | 4         | 13        | 0          |

### 2010-11 POLISH FIELD LACROSSE CHAMPIONSHIP

|                    | <u>GP</u> | <u>W</u> | <u>L</u> | <u>GF</u> | <u>GA</u> | <u>PTS</u> |
|--------------------|-----------|----------|----------|-----------|-----------|------------|
| Poznań Hussars     | 6         | 5        | 1        | 79        | 29        | 15         |
| Kosynierzy Wrocław | 6         | 4        | 2        | 51        | 25        | 12         |
| Grom Warszawa      | 6         | 3        | 3        | 42        | 48        | 9          |
| Kraków Knights     | 6         | 0        | 6        | 23        | 93        | 0          |

### 2011-12 POLISH FIELD LACROSSE CHAMPIONSHIP

|                    | <u>GP</u> | <u>W</u> | <u>L</u> | <u>GF</u> | <u>GA</u> | <u>PTS</u> |
|--------------------|-----------|----------|----------|-----------|-----------|------------|
| Kosynierzy Wrocław | 8         | 7        | 1        | 94        | 30        | 7          |
| Poznań Hussars     | 8         | 7        | 1        | 89        | 25        | 7          |
| Grom Warszawa      | 8         | 3        | 5        | 43        | 60        | 3          |
| Kraków Dragons     | 8         | 3        | 5        | 48        | 63        | 3          |
| Ravens Łódź        | 8         | 0        | 8        | 29        | 125       | 0          |

### 2012-13 POLISH FIELD LACROSSE CHAMPIONSHIP

|                      | <u>GP</u> | <u>W</u> | <u>L</u> | <u>GF</u> | <u>GA</u> | <u>PTS</u> |
|----------------------|-----------|----------|----------|-----------|-----------|------------|
| Kosynierzy Wrocław   | 6         | 6        | 0        | 108       | 17        | 12         |
| LC Spartans Oświęcim | 6         | 4        | 2        | 45        | 19        | 10         |
| Grom Warszawa        | 6         | 4        | 2        | 67        | 35        | 10         |
| Kraków Kings         | 6         | 3        | 3        | 37        | 47        | 9          |
| Poznań Hussars       | 6         | 3        | 3        | 61        | 30        | 9          |
| Ravens Łódź          | 6         | 1        | 5        | 30        | 80        | 6          |
| AZS Legion Katowice  | 6         | 0        | 6        | 1         | 118       | 6          |

### 2020 POLSKA LIGA LACROSSE

|                      | <u>GP</u> | <u>W</u> | <u>L</u> | <u>GF</u> | <u>GA</u> | <u>PTS</u> |
|----------------------|-----------|----------|----------|-----------|-----------|------------|
| Grom Warszawa        | 2         | 2        | 0        | 18        | 4         | 4          |
| Kraków Kings         | 2         | 2        | 0        | 17        | 10        | 4          |
| Kosynierz Wrocław    | 2         | 1        | 1        | 10        | 11        | 2          |
| Poznań Hussars       | 2         | 1        | 1        | 11        | 15        | 2          |
| AZS Legion Katowice  | 2         | 0        | 2        | 8         | 11        | 1          |
| LC Spartans Oświęcim | 2         | 0        | 2        | 7         | 20        | 0          |

*Polska Liga Lacrosse suspended play after March 8, 2020 due to the COVID-19 coronavirus pandemic*



## 2021 POLSKA LIGA LACROSSE

|                      | <u>GP</u> | <u>W</u> | <u>L</u> | <u>OL</u> | <u>GF</u> | <u>GA</u> | <u>PTS</u> |
|----------------------|-----------|----------|----------|-----------|-----------|-----------|------------|
| Kosynierzy Wrocław*  | 10        | 9        | 0        | 1         | 144       | 78        | 19         |
| AZS Legion Katowice  | 10        | 8        | 2        | 0         | 114       | 51        | 16         |
| Kraków Kings         | 10        | 5        | 4        | 1         | 85        | 101       | 11         |
| LC Spartans Oświęcim | 10        | 3        | 7        | 0         | 84        | 110       | 6          |
| Poznań Hussars       | 10        | 3        | 7        | 0         | 78        | 113       | 6          |
| Grom Warszawa        | 10        | 2        | 6        | 2         | 78        | 130       | 4          |

### PLAYOFFS

Kraków Kings defeated LC Spartans Oświęcim 6-5

Grom Warszawa defeated Poznań Hussars 13-12

### SEMI-FINALS

Kosynierzy Wrocław defeated AZS Legion Katowice 14-7

AZS Legion Katowice defeated Kraków Kings 7-4

Grom Warszawa defeated LC Spartans Oświęcim 17-11

### FIFTH PLACE

Poznań Hussars defeated LC Spartans Oświęcim 8-4

### THIRD PLACE

Grom Warszawa defeated Kraków Kings 9-7

### CHAMPIONSHIP

Kosynierzy Wrocław defeated AZS Legion Katowice 9-6

## 2022 POLSKA LIGA LACROSSE

|                     | <u>GP</u> | <u>W</u> | <u>L</u> | <u>OL</u> | <u>GF</u> | <u>GA</u> | <u>PTS</u> |
|---------------------|-----------|----------|----------|-----------|-----------|-----------|------------|
| Kosynierzy Wrocław* | 10        | 10       | 0        | 0         | 128       | 45        | 20         |
| AZS Legion Katowice | 10        | 8        | 2        | 0         | 121       | 60        | 16         |
| Poznań Hussars      | 10        | 4        | 6        | 0         | 72        | 104       | 8          |
| Spartans Oświęcim   | 10        | 3        | 6        | 1         | 84        | 108       | 6          |
| Grom Warszawa       | 10        | 3        | 7        | 0         | 64        | 108       | 6          |
| Kraków Kings        | 10        | 2        | 8        | 0         | 66        | 110       | 4          |

### PLAYOFFS

Kosynierzy Wrocław defeated AZS Legion Katowice 14-5

### QUARTER-FINALS

Spartans Oświęcim defeated Poznań Hussars 9-6

Kraków Kings defeated Grom Warszawa 10-3

### SEMI-FINALS

AZS Legion Katowice defeated Spartans Oświęcim 11-4

Kraków Kings defeated Poznań Hussars 10-8

### FIFTH PLACE

Poznań Hussars defeated Grom Warszawa 12-3

### THIRD PLACE

Kraków Kings defeated Spartans Oświęcim 8-7

### CHAMPIONSHIP

Kosynierzy Wrocław defeated AZS Legion Katowice 10-8

## 2023 POLSKA LIGA LACROSSE

|                     | <u>GP</u> | <u>W</u> | <u>L</u> | <u>OL</u> | <u>GF</u> | <u>GA</u> | <u>PTS</u> |
|---------------------|-----------|----------|----------|-----------|-----------|-----------|------------|
| Kosynierzy Wrocław* | 6         | 6        | 0        | 0         | 59        | 28        | 12         |
| AZS Legion Katowice | 6         | 4        | 2        | 0         | 49        | 34        | 8          |
| Kraków Kings        | 6         | 1        | 5        | 0         | 36        | 49        | 2          |
| Spartans Oświęcim   | 6         | 1        | 5        | 0         | 28        | 61        | 2          |

### THIRD PLACE

Kraków Kings defeated Spartans Oświęcim 10-4

### CHAMPIONSHIP

Kosynierzy Wrocław defeated AZS Legion Katowice 10-2



**POLSKA FEDERACJA  
LACROSSE**

## SWITZERLAND – FIELD LACROSSE

### 2018-19 SCHWEIZER FELD LACROSSE CHAMPIONSHIP

| FIRST HALF – FALL SCHEDULE           | <u>GP</u>        | <u>W</u>        | <u>L</u>        | <u>GF</u>        | <u>GA</u>        | <u>PTS</u>        |
|--------------------------------------|------------------|-----------------|-----------------|------------------|------------------|-------------------|
| Zürich Lions*                        | 7                | 5               | 2               | 71               | 30               | 5                 |
| Olten Saints                         | 6                | 5               | 1               | 55               | 34               | 5                 |
| Wettingen Wild                       | 7                | 6               | 1               | 64               | 28               | 5                 |
| Langenthal Lacrosse                  | 6                | 4               | 2               | 37               | 45               | 4                 |
| Solothurn Ambassadors                | 7                | 3               | 4               | 53               | 45               | 3                 |
| Bern Titans                          | 7                | 2               | 5               | 41               | 47               | 2                 |
| Fribourg Skunks                      | 7                | 2               | 5               | 18               | 54               | 2                 |
| Wettingen Wild 2 / Basel             | 7                | 0               | 7               | 20               | 76               | 0                 |
| <b>SECOND HALF SCHEDULE (TOP)</b>    | <b><u>GP</u></b> | <b><u>W</u></b> | <b><u>L</u></b> | <b><u>GF</u></b> | <b><u>GA</u></b> | <b><u>PTS</u></b> |
| Olten Saints                         | 3                | 3               | 0               | 36               | 16               | 3                 |
| Zürich Lions                         | 3                | 2               | 1               | 34               | 19               | 2                 |
| Wettingen Wild                       | 3                | 1               | 2               | 34               | 23               | 1                 |
| Langenthal Lacrosse                  | 3                | 0               | 3               | 6                | 52               | 0                 |
| <b>SECOND HALF SCHEDULE (BOTTOM)</b> | <b><u>GP</u></b> | <b><u>W</u></b> | <b><u>L</u></b> | <b><u>GF</u></b> | <b><u>GA</u></b> | <b><u>PTS</u></b> |
| Solothurn Ambassadors                | 3                | 3               | 0               | 31               | 6                | 3                 |
| Bern Titans                          | 3                | 2               | 1               | 26               | 19               | 2                 |
| Fribourg Skunks                      | 3                | 1               | 2               | 11               | 25               | 1                 |
| Wettingen Wild 2 / Basel             | 3                | 0               | 3               | 10               | 28               | 0                 |

### 2019-20 SCHWEIZER FELD LACROSSE CHAMPIONSHIP

| FIRST HALF – FALL SCHEDULE               | <u>GP</u>        | <u>W</u>        | <u>L</u>        | <u>GF</u>        | <u>GA</u>        | <u>PTS</u>        |
|--|------------------|-----------------|-----------------|------------------|------------------|-------------------|
| Olten Saints                             | 6                | 5               | 1               | 58               | 27               | 5                 |
| Zürich Lions                             | 6                | 5               | 1               | 48               | 24               | 5                 |
| Wettingen Wild                           | 6                | 5               | 1               | 51               | 30               | 5                 |
| Fribourg Skunks                          | 6                | 3               | 3               | 33               | 39               | 3                 |
| Bern Titans                              | 6                | 2               | 4               | 39               | 50               | 2                 |
| Solothurn Ambassadors                    | 6                | 1               | 5               | 38               | 50               | 1                 |
| SG Langenthal / Basel / Wettingen Wild 2 | 6                | 0               | 6               | 20               | 67               | 0                 |
| <b>SECOND HALF SCHEDULE (TOP)</b>        | <b><u>GP</u></b> | <b><u>W</u></b> | <b><u>L</u></b> | <b><u>GF</u></b> | <b><u>GA</u></b> | <b><u>PTS</u></b> |
| Zürich Lions                             | 0                | 0               | 0               | 0                | 0                | 0                 |
| Olten Saints                             | 0                | 0               | 0               | 0                | 0                | 0                 |
| Wettingen Wild                           | 0                | 0               | 0               | 0                | 0                | 0                 |
| Fribourg Skunks                          | 0                | 0               | 0               | 0                | 0                | 0                 |
| <b>SECOND HALF SCHEDULE (BOTTOM)</b>     | <b><u>GP</u></b> | <b><u>W</u></b> | <b><u>L</u></b> | <b><u>GF</u></b> | <b><u>GA</u></b> | <b><u>PTS</u></b> |
| Bern Titans                              | 1                | 1               | 0               | 11               | 1                | 1                 |
| Solothurn Ambassadors                    | 0                | 0               | 0               | 0                | 0                | 0                 |
| SG Langenthal / Basel / Wettingen Wild 2 | 1                | 0               | 1               | 1                | 11               | 0                 |

*Swiss field lacrosse championship suspended play on March 8, 2020 due to the COVID-19 coronavirus pandemic*

### 2020-21 SCHWEIZER FELD LACROSSE CHAMPIONSHIP

|  | <u>GP</u> | <u>W</u> | <u>L</u> | <u>GF</u> | <u>GA</u> | <u>PTS</u> |
|--|-----------|----------|----------|-----------|-----------|------------|
| Olten Saints                             | 6         | 5        | 1        | 65        | 30        | 5          |
| Zürich Lions                             | 5         | 4        | 1        | 50        | 23        | 4          |
| Wettingen Wild                           | 5         | 4        | 1        | 39        | 24        | 4          |
| Bern Titans                              | 5         | 3        | 2        | 42        | 32        | 3          |
| Solothurn Ambassadors                    | 5         | 1        | 4        | 24        | 41        | 1          |
| Fribourg Skunks                          | 5         | 1        | 4        | 19        | 43        | 1          |
| SG Langenthal / Basel / Wettingen Wild 2 | 5         | 0        | 5        | 16        | 62        | 0          |

*Swiss field lacrosse championship suspended play after October 18, 2020 due to the COVID-19 coronavirus pandemic*

**2021-22 SCHWEIZER FELD LACROSSE CHAMPIONSHIP**

|  | <u>GP</u> | <u>W</u> | <u>L</u> | <u>GF</u> | <u>GA</u> | <u>PTS</u> |
|--|-----------|----------|----------|-----------|-----------|------------|
| Olten Saints                             | 6         | 6        | 0        | 66        | 27        | 6          |
| Zürich Lions                             | 6         | 5        | 1        | 66        | 28        | 5          |
| Wettingen Wild                           | 6         | 4        | 2        | 50        | 34        | 2          |
| Bern Titans                              | 6         | 3        | 3        | 43        | 40        | 2          |
| Fribourg Skunks                          | 6         | 2        | 4        | 38        | 35        | 2          |
| Solothurn Ambassadors                    | 6         | 1        | 5        | 37        | 57        | 1          |
| SG Langenthal / Basel / Wettingen Wild 2 | 6         | 0        | 6        | 12        | 91        | 0          |
| <b>SECOND HALF SCHEDULE (TOP)</b>        |           |          |          |           |           |            |
|  | <u>GP</u> | <u>W</u> | <u>L</u> | <u>GF</u> | <u>GA</u> | <u>PTS</u> |
| Olten Saints*                            | 3         | 2        | 1        | 28        | 20        | 2          |
| Zürich Lions                             | 3         | 2        | 1        | 20        | 20        | 2          |
| Wettingen Wild                           | 3         | 1        | 2        | 23        | 22        | 1          |
| Bern Titans                              | 3         | 1        | 2        | 16        | 25        | 1          |
| <b>SECOND HALF SCHEDULE (BOTTOM)</b>     |           |          |          |           |           |            |
|  | <u>GP</u> | <u>W</u> | <u>L</u> | <u>GF</u> | <u>GA</u> | <u>PTS</u> |
| Solothurn Ambassadors                    | 4         | 3        | 1        | 29        | 15        | 3          |
| Fribourg Skunks                          | 4         | 3        | 1        | 30        | 11        | 2          |
| SG Langenthal / Basel / Wettingen Wild 2 | 4         | 0        | 4        | 7         | 40        | -1         |

**2022-23 SCHWEIZER FELD LACROSSE CHAMPIONSHIP**

|                                      | <u>GP</u> | <u>W</u> | <u>L</u> | <u>GF</u> | <u>GA</u> | <u>PTS</u> |
|--------------------------------------|-----------|----------|----------|-----------|-----------|------------|
| Zürich Lions                         | 7         | 6        | 1        | 75        | 35        | 6          |
| Olten Saints                         | 7         | 6        | 1        | 87        | 39        | 6          |
| Wettingen Wild                       | 7         | 4        | 3        | 72        | 48        | 4          |
| Lac Léman Lake Monsters              | 7         | 4        | 3        | 64        | 41        | 4          |
| Bern Titans                          | 7         | 4        | 3        | 70        | 44        | 4          |
| Fribourg Skunks                      | 7         | 2        | 5        | 23        | 77        | 2          |
| Solothurn Ambassadors                | 7         | 2        | 5        | 67        | 65        | 2          |
| Chur Lacrosse                        | 7         | 0        | 7        | 8         | 117       | 0          |
| <b>SECOND HALF SCHEDULE (TOP)</b>    |           |          |          |           |           |            |
|                                      | <u>GP</u> | <u>W</u> | <u>L</u> | <u>GF</u> | <u>GA</u> | <u>PTS</u> |
| Olten Saints*                        | 3         | 2        | 1        | 26        | 18        | 2          |
| Wettingen Wild                       | 3         | 2        | 1        | 15        | 17        | 2          |
| Zürich Lions                         | 3         | 1        | 2        | 21        | 23        | 1          |
| Lac Léman Lake Monsters              | 3         | 1        | 2        | 21        | 25        | 1          |
| <b>SECOND HALF SCHEDULE (BOTTOM)</b> |           |          |          |           |           |            |
|                                      | <u>GP</u> | <u>W</u> | <u>L</u> | <u>GF</u> | <u>GA</u> | <u>PTS</u> |
| Bern Titans                          | 3         | 3        | 0        | 49        | 6         | 3          |
| Solothurn Ambassadors                | 3         | 2        | 1        | 25        | 16        | 2          |
| Fribourg Skunks                      | 3         | 1        | 2        | 8         | 25        | 1          |
| Chur Lacrosse                        | 3         | 0        | 3        | 5         | 40        | 0          |

## SWITZERLAND – BOX LACROSSE

### 2018 SWISS BOX LACROSSE LEAGUE

|                                | <u>GP</u> | <u>W</u> | <u>L</u> | <u>OL</u> | <u>GF</u> | <u>GA</u> | <u>PTS</u> |
|--------------------------------|-----------|----------|----------|-----------|-----------|-----------|------------|
| Olten Saints                   | 3         | 3        | 0        | 0         | 23        | 9         | 9          |
| Zürich Lions*                  | 3         | 2        | 1        | 0         | 19        | 11        | 6          |
| Solothurn-Langenthal Southpaws | 3         | 1        | 2        | 0         | 17        | 14        | 3          |
| Team Zähringer                 | 3         | 0        | 3        | 0         | 5         | 30        | 0          |

#### SEMI-FINALS

Olten Saints defeated Team Zähringer 22-4

Zürich Lions defeated Solothurn-Langenthal Southpaws 10-3

#### BRONZE

Solothurn-Langenthal Southpaws defeated Team Zähringer 16-3

#### CHAMPIONSHIP

Zürich Lions defeated Olten Saints 9-7

### 2019 SWISS BOX LACROSSE LEAGUE

|                                | <u>GP</u> | <u>W</u> | <u>L</u> | <u>OL</u> | <u>GF</u> | <u>GA</u> | <u>PTS</u> |
|--------------------------------|-----------|----------|----------|-----------|-----------|-----------|------------|
| Olten Saints                   | 4         | 4        | 0        | 0         | 44        | 20        | 12         |
| Zürich Lions*                  | 4         | 3        | 1        | 0         | 40        | 18        | 9          |
| Solothurn-Langenthal Southpaws | 4         | 2        | 2        | 0         | 29        | 31        | 6          |
| Wettingen Wild                 | 4         | 1        | 3        | 0         | 19        | 37        | 3          |
| Team Zähringer                 | 4         | 0        | 4        | 0         | 19        | 45        | 0          |

#### PLAYOFFS

Wettingen Wild Team defeated Team Zähringer 8-4

#### SEMI-FINALS

Olten Saints defeated Wettingen Wild 12-3

Zürich Lions defeated Solothurn-Langenthal Southpaws 8-7

#### BRONZE

Wettingen Wild defeated Solothurn-Langenthal Southpaws 6-5

#### CHAMPIONSHIP

Zürich Lions defeated Olten Saints 10-6

### 2020 SWISS BOX LACROSSE LEAGUE

|                                | <u>GP</u> | <u>W</u> | <u>L</u> | <u>OL</u> | <u>GF</u> | <u>GA</u> | <u>PTS</u> |
|--------------------------------|-----------|----------|----------|-----------|-----------|-----------|------------|
| Zürich Lions*                  | 4         | 4        | 0        | 0         | 38        | 10        | 12         |
| Solothurn-Langenthal Southpaws | 4         | 3        | 1        | 0         | 29        | 21        | 9          |
| Olten Saints                   | 4         | 2        | 2        | 0         | 20        | 15        | 6          |
| Wettingen Wild                 | 4         | 1        | 3        | 0         | 14        | 31        | 3          |
| French Frogs                   | 4         | 0        | 4        | 0         | 12        | 36        | 0          |

#### PLAYOFFS

Wettingen Wild defeated French Frogs 10-3

#### SEMI-FINALS

Zürich Lions defeated Wettingen Wild 13-2

Solothurn-Langenthal Southpaws defeated Olten Saints 8-2

#### CHAMPIONSHIP

Zürich Lions defeated Solothurn-Langenthal Southpaws 13-4

### 2022 SWISS BOX LACROSSE LEAGUE

|                         | <u>GP</u> | <u>W</u> | <u>L</u> | <u>OL</u> | <u>GF</u> | <u>GA</u> | <u>PTS</u> |
|-------------------------|-----------|----------|----------|-----------|-----------|-----------|------------|
| Chuchichäschthli Lions* | 3         | 3        | 0        | 0         | 29        | 24        | 9          |
| Romandie Lake Monsters  | 3         | 2        | 1        | 0         | 32        | 24        | 6          |
| Southpaws Box Lacrosse  | 3         | 1        | 2        | 0         | 34        | 36        | 3          |
| Olten Saints            | 3         | 0        | 3        | 0         | 29        | 40        | 0          |

**2023 SWISS BOX LACROSSE LEAGUE**

|                        | <u>GP</u> | <u>W</u> | <u>L</u> | <u>OL</u> | <u>GF</u> | <u>GA</u> | <u>PTS</u> |
|------------------------|-----------|----------|----------|-----------|-----------|-----------|------------|
| Zürich Lions*          | 4         | 4        | 0        | 0         | 37        | 19        | 12         |
| All City Kings         | 4         | 1        | 3        | 0         | 37        | 45        | 3          |
| Southpaws Box Lacrosse | 4         | 1        | 3        | 0         | 33        | 43        | 3          |

**CHAMPIONSHIP**

Zürich Lions defeated All City Kings 19-6

**SCHWEIZER FELD LACROSSE CHAMPIONSHIP**

|         | <u>Gold – Champion</u> | <u>Silver</u>  | <u>Bronze</u>   |
|---------|------------------------|----------------|-----------------|
| 2008    | <b>Zürich Lions</b>    | Wettingen Wild | St. Gallen      |
| 2009    | <b>Zürich Lions</b>    | Wettingen Wild | St. Gallen      |
| 2010    | <b>Zürich Lions</b>    | Wettingen Wild | Bern Titans     |
| 2011    | <b>Zürich Lions</b>    | Wettingen Wild | St. Gallen      |
| 2012    | <b>Zürich Lions</b>    | Wettingen Wild | Basel Spartans  |
| 2013    | <b>Zürich Lions</b>    | Wettingen Wild | Fribourg Skunks |
| 2014-15 | <b>Zürich Lions</b>    | Wettingen Wild | Olten Saints    |
| 2015-16 | <b>Zürich Lions</b>    | Wettingen Wild | Olten Saints    |
| 2016-17 | <b>Zürich Lions</b>    | Wettingen Wild | Olten Saints    |
| 2017-18 | <b>Zürich Lions</b>    | Olten Saints   | Wettingen Wild  |
| 2018-19 | <b>Zürich Lions</b>    | Olten Saints   | Wettingen Wild  |
| 2019-20 | <i>no decision</i>     |                |                 |
| 2020-21 | <i>no decision</i>     |                |                 |
| 2021-22 | <b>Olten Saints</b>    | Wettingen Wild | Bern Titans     |
| 2022-23 | <b>Olten Saints</b>    | Zürich Lions   | Bern Titans     |

**SWISS BOX LACROSSE LEAGUE CHAMPIONSHIP**

|      | <u>Gold – Champion</u>        | <u>Silver</u>           | <u>Bronze</u>          |
|------|-------------------------------|-------------------------|------------------------|
| 2013 | <b>Döner Box Bandits</b>      |                         |                        |
| 2014 | <b>Döner Box Bandits</b>      |                         |                        |
| 2015 | <b>Olten Saints</b>           |                         |                        |
| 2016 | <b>Olten Saints</b>           | Wettingen Wild          | Zürich Lions           |
| 2017 | <b>Olten Saints</b>           |                         |                        |
| 2018 | <b>Zürich Lions</b>           | Olten Saints            | Southpaws Box Lacrosse |
| 2019 | <b>Zürich Lions</b>           | Olten Saints            | Wettingen Wild         |
| 2020 | <b>Zürich Lions</b>           | Southpaws Box Lacrosse  | <i>none</i>            |
| 2021 | <i>no decision</i>            |                         |                        |
| 2022 | <b>Chuchichäschthli Lions</b> | Lac Léman Lake Monsters | Southpaws Box Lacrosse |
| 2023 | <b>Zürich Lions</b>           | All City Kings          | <i>none</i>            |



## REFERENCE SOURCES – Newspapers, Books, and Publications

**Vancouver Daily Province & Vancouver Province (various issue dates)**

**Vancouver Daily Sun & Vancouver Sun (various issue dates)**

published by Pacific Press

Vancouver, British Columbia

**Vancouver Daily World & Vancouver World (various issue dates)**

Vancouver, British Columbia

**Vancouver Daily News-Advertiser (various issues dates)**

Vancouver, British Columbia

**Victoria British Colonist / Daily Colonist / Victoria Times-Colonist (various issue dates)**

Victoria, British Columbia

**New Westminster British Columbian & The Columbian (various issue dates)**

New Westminster, British Columbia

**Prince George Citizen (various issue dates)**

Prince George, British Columbia

Online newspaper archives: College of New Caledonia – Library Journal Indexes and Databases [www.cnc.bc.ca](http://www.cnc.bc.ca)

**Quesnel Cariboo Observer (various issue dates January- July 1979)**

Quesnel, British Columbia

**Nanaimo Daily News (various issue dates)**

Nanaimo, British Columbia

**Montréal Gazette (various issues dates)**

Montréal, Québec

**Cranbrook Daily Townsman (April 12, 2012)**

Cranbrook, British Columbia

**Pittsburgh Press (various issue dates 1933-1934)**

**Pittsburgh Post-Gazette (various issue dates 1933-1934)**

Pittsburgh, Pennsylvania

**A Complete Statistical History of the O.L.A. Major / Senior A and Professional League**

**Ontario Lacrosse Senior A / Major & Junior A**

**History of the Ontario Lacrosse Association & National Lacrosse Union**

Compiled by Larry Power; Researched by Paul Whitside & Larry Power

1998

**Spalding “Red Cover” Series of Athletic Handbooks No. 113R – Official Lacrosse Guide 1922-23**

Published by American Sports Publishing Company

New York, New York

© 1922

**The Lacrosse Story**

Alexander M. Weyand & Milton R. Roberts

Baltimore, Maryland © 1965

**Information 75 – The National Lacrosse League**

Published by the National Lacrosse League

Larry Riley, editor © 1975

**Canada’s National Game - A History of the Sport of Lacrosse in British Columbia**

David S. Savelieff Jr., author

**Lacrosse 100 - One Hundred Years of Lacrosse in British Columbia**

Cleve Dheenshaw, author; Published by Orca Book Publishers

Victoria, British Columbia © 1990

**Athletic Sports in America, England and Australia**

Harry Clay Palmer, J.A. Fines, Frank Richter, and W.I. Harris

Union Publishing House; New York, New York © 1889

**The Complete Book of the Olympics**

Written by David Wallechinsky; Published by Little, Brown & Company (Canada) Limited  
Toronto © 1991

**2000 Western Lacrosse Association Media Guide**

**2001 Western Lacrosse Association Media Guide**

Published by the Western Lacrosse Association  
Burnaby, British Columbia

**Jeux du Canada Games (1967 to 1992) The Official Retrospective of the Canada Games**

Published by E.S.P. Marketing & Communications; Produced under authority of the Canada Games Council  
© 1992

**Vancouver Burrards 2002 Official Season Program**

**Calgary Shamrocks 1980 Season Program** – *provided by Victor Unger*



## REFERENCE SOURCES – Online

Larry Power's Bible of Lacrosse [www.bible-of-lacrosse.com/](http://www.bible-of-lacrosse.com/)  
Western Lacrosse Association [www.theboxrocks.com](http://www.theboxrocks.com)  
Major Series Lacrosse (Ontario) [majorserieslacrosse.co/](http://majorserieslacrosse.co/)  
British Columbia Lacrosse Association [www.bclacrosse.com](http://www.bclacrosse.com)  
National Lacrosse League [www.nationallacrosse.com](http://www.nationallacrosse.com) ; [www.nll.com](http://www.nll.com)  
Unofficial NLL Page [www.geocities.com/Colosseum/Track/1362/](http://www.geocities.com/Colosseum/Track/1362/)  
TSN [www.tsn.ca/lacrosse](http://www.tsn.ca/lacrosse)  
Armstrong Shamrocks [www.geocities.com/armstrongshamrocks](http://www.geocities.com/armstrongshamrocks)  
Vancouver Island Lacrosse League [www.vancouverislandlacrosseleague.ca](http://www.vancouverislandlacrosseleague.ca)  
Canada Games Council [www.canadagames.ca/enghome/sports/](http://www.canadagames.ca/enghome/sports/)  
Ontario & Can-Am Senior 'B' Leagues [www3.sympatico.ca/glendundas/unofficialola.html](http://www3.sympatico.ca/glendundas/unofficialola.html)  
Can-Am Senior 'B' League [can-amlacrosse.com](http://can-amlacrosse.com)  
2002 International Lacrosse Federation Championship [www.lacrosse2002.com](http://www.lacrosse2002.com)  
Rocky Mountain Lacrosse League [www.rockymountainlacrosse.com](http://www.rockymountainlacrosse.com) and [www.rockymountainlax.com](http://www.rockymountainlax.com)  
Ligue de Crosse Senior du Québec [www.crosseseniore.qc.ca](http://www.crosseseniore.qc.ca) ; [www.circuitquebecoisdecrosse.com](http://www.circuitquebecoisdecrosse.com)  
Continental Indoor Lacrosse League <http://ci2l.com/>  
Greater Edmonton Lacrosse Council  
Adam Huck MLL Attendance [www.geocities.com/djramfan/rattlers/](http://www.geocities.com/djramfan/rattlers/)  
MLL Attendance (2004-2005) [kenn.com/sports/others/ml\\_l\\_attendance.html](http://kenn.com/sports/others/ml_l_attendance.html)  
NCAA Official Website [www.ncaasports.com/lacrosse/mens/](http://www.ncaasports.com/lacrosse/mens/)  
2011 Johns Hopkins Men's Lacrosse Guide [www.hopkinssports.com/sports/m-lacros/spec-rel/030311aah.html](http://www.hopkinssports.com/sports/m-lacros/spec-rel/030311aah.html)  
Canadian University Field Lacrosse Association [cufla.ca](http://cufla.ca)  
Maritime University Field Lacrosse League [mufl.ca](http://mufl.ca)  
Harvard Men's Lacrosse [gocrimson.com/sports/mlax/](http://gocrimson.com/sports/mlax/)  
Vernon Tigers [members.shaw.ca/vermontigers/](http://members.shaw.ca/vermontigers/)  
Rutland Raiders [members.shaw.ca/rutlandraiders/indexa.html](http://members.shaw.ca/rutlandraiders/indexa.html)  
Fredericton Raging Saints [www.ragingsaints.com](http://www.ragingsaints.com)  
Pacific Northwest Collegiate Lacrosse League [www.pncell.com](http://www.pncell.com)  
Québec Senior Field Lacrosse League <https://gonelaxing.com/lscq-qsfll>  
2015 World Indoor Lacrosse Championship [wilc2015.com](http://wilc2015.com)  
2018 FIL Men's Lacrosse World Championship <http://worldlacrosse2018.com>  
2019 World Indoor Lacrosse Championship <http://www.wilc2019.ca>  
2023 World Lacrosse Championship [www.worldlax2023.com](http://www.worldlax2023.com)  
European Lacrosse League [www.europeanlacrosseleague.eu](http://www.europeanlacrosseleague.eu)  
English Lacrosse Association [www.englishlacrosse.co.uk](http://www.englishlacrosse.co.uk)  
South of England Men's Lacrosse Association [www.southlacrosse.org.uk](http://www.southlacrosse.org.uk)  
North of England Lacrosse Association [englishlacrosse.leaguerepublic.com](http://englishlacrosse.leaguerepublic.com)  
Purley Lacrosse Club [www.purleylax.co.uk](http://www.purleylax.co.uk)  
Australian Lacrosse Association [lacrosse.com.au](http://lacrosse.com.au)  
Australian Lacrosse [www.lacrosseaustralia.org](http://www.lacrosseaustralia.org)  
New Zealand Lacrosse [eteamz.active.com/NZLA](http://eteamz.active.com/NZLA)  
Germany <https://pointbench.com/dp/german-leagues>  
Czech Republic [www.lacrosse.cz](http://www.lacrosse.cz)  
Slovakia [www.tricksters.sk](http://www.tricksters.sk) ; [www.lacrosse.sk](http://www.lacrosse.sk)  
Belgium <https://pointbench.com/dp/belgian-leagues>  
Denmark [www.danishlacrosse.com](http://www.danishlacrosse.com)  
Ireland (Eirball Archive – Enda Mulcahy) <https://eirball.ie>  
Irish Lacrosse League [www.irelandlacrosse.ie](http://www.irelandlacrosse.ie)  
Israel Premier Lacrosse League [www.israelleague.com](http://www.israelleague.com)  
Israel Premier Lacrosse League [lacrosse.co.il](http://lacrosse.co.il)  
Israel Lacrosse League <http://stats.pointbench.com/ill/2020/>  
Norway <https://amerikanskeidretter.no/lacrosse/>  
Switzerland <http://stats.pointbench.com/sui/> ; <https://swisslax.ch>

## **THE PEOPLE THAT MATTER... MANY THANKS TO:**

**Larry Power** for generously providing all the Ontario Senior 'A' and Major Series standings as well as the 1987-1997 West Coast Senior Association material. Rest in peace, Wamper.

**Paul Whiteside** for generously providing all of the Ontario senior and professional standings and statistics for the years prior to 1932.

**Terry Foulds** for providing the Prince George Senior Lacrosse Association seasons since 2015.

**Kim Billon** for information regarding the 1974, 1975, 1996 and 2001 West Coast Senior Association seasons.

**Ryan Nitchie** and **Chad Pieper** for providing information on the Okanagan X Lacrosse League and Thompson Okanagan Senior Lacrosse League.

**Murray Muralt** for information on the 1997 and 1999 Victoria Senior Lacrosse League seasons.

**Adam Huck** for supplying some of the MLL attendance figures.

**Keith Short** for supplying the 2004 NLL attendance figures.

**Matt 'Lone Star' Annis** for supplying the 2022-23 NLL attendance figures.

**Ian Borkowski** of Salem, Oregon for photocopying all of those great Portland Adanacs newspapers articles.

**Todd Caissie** who played for New Brunswick and provided the 1985 Canada Games statistics.

**Victor Unger** for providing the 1979 RMLL standings.

**Samuel Rook** for providing 1983, 1985, 1988, 1990, and 1998 Minto Cup results.

**Mary Lou McLean** for providing newspaper clippings on the 1933-34 Pittsburgh Yellow Jackets and pro box league.

**Steven Renaud** for providing information on the La Fortuna Trophy champions.

**Dennis Kehoe** for providing information on the Canadian collegiate leagues.

**Steve Holroyd** for compiling and providing the standings for the American Box Lacrosse League and American Lacrosse League.

**John Nolan** and **Steve Campbell** of the Australian Lacrosse Association with assisting on some of the Australian material.

**John Winton** for corrections to the 1987 BC Junior 'A' League standings.

**Patrice Watson** for preparing the 2002 edition for printing.

**David Wax** for assisting with the National Library of Canada deposition (2002 edition).

### ***ABOUT THE AUTHOR...***

Dave Stewart-Candy has been a resident of Vancouver and Surrey, British Columbia. Starting in May 2000, he has spent the past twenty-three years researching the statistical history of lacrosse, with a focus on the previously-undocumented 1882-1931 period when field lacrosse was the primary and popular version of the game in British Columbia.

He has been a member of the board of governors and an historian for the Canadian Lacrosse Hall of Fame in New Westminster, British Columbia since July 2012.

Beginning in 2002, he has compiled the *Canadian Lacrosse Almanac* as an annual compendium of league standings and history covering Canada, the United States of America, and overseas. Initially printed in April 2002 as a 102-page softcover book with a print-run of 200 copies, the *Canadian Lacrosse Almanac* was inspired by sports writer Jim Henty [1905-1961] and his pioneering work *The Hockey Guide* which first hit the shelves in 1933 and remained in yearly production until 1951.



The almanac's initial focus was primarily on the statistical history of British Columbia lacrosse leagues – namely, annual league standings along with post-season play. It was the first publication to research and examine the pre-1932 field lacrosse era in British Columbia, which until that time had never been documented at any statistical level.

Cost and production issues made the author switch from a print format to releasing the almanac in a PDF format when he completed a second, updated edition in 2005. The almanac has expanded over the years to cover the rest of Canada as well as American NCAA collegiate, major and minor professional leagues, international competitions, and foreign domestic leagues where information is available.

In February 2012, after ten years of research, he self-published his pioneering work *Professional Field Lacrosse in British Columbia 1909-1924*. An in-depth statistical history of professional-level lacrosse played in Vancouver and New Westminster between 1909 and 1924, this publication thoroughly detailed the statistical aspect of the pro game from the days when lacrosse – and not hockey – captivated the attention and won the hearts and minds of sports fans in the Lower Mainland.

During the course of his research, he came across numerous old lacrosse photographs from the era in the various city archives as well as at the Canadian Lacrosse Hall of Fame. He set up the *Old School Lacrosse* website in September 2013 as means to discover and tell the story of these photographs, the people in them, and their relevance to the history of lacrosse in the province and in Canada.

A second, revised printed edition was completed in November 2014, renamed *Old School Lacrosse – Professional Lacrosse in British Columbia 1909-1924* to keep it consistent with the associated *Old School Lacrosse* website.

In the spring and summer months, the author would take a break from historical research to play as a defenseman for the Prince George Stylers of the Prince George Senior 'C' Lacrosse Association. He completed his final season in June 2015, hanging up his old wooden stick at the age of 46. Prior to signing with the Stylers in the spring of 2011, he played seven seasons between 2004 and 2010 with the Vancouver Vipers and Vancouver Burrards of the West Central Senior 'C' Lacrosse League.

### **☞ A REQUEST TO THE READER ☞**

Comments, corrections, submissions: please drop me a line at davidjsc @ gmail.com